

Plot 7-423. RSE above 1GHz Antenna WF4a (11ax – Ch.48 – RU26)

Mode: 802.11ax (20MHz BW)
Data Rate: MCS11
RU Index: 4
Distance of Measurements: 3 Meters
Operating Frequency: 5240MHz
Channel: 48

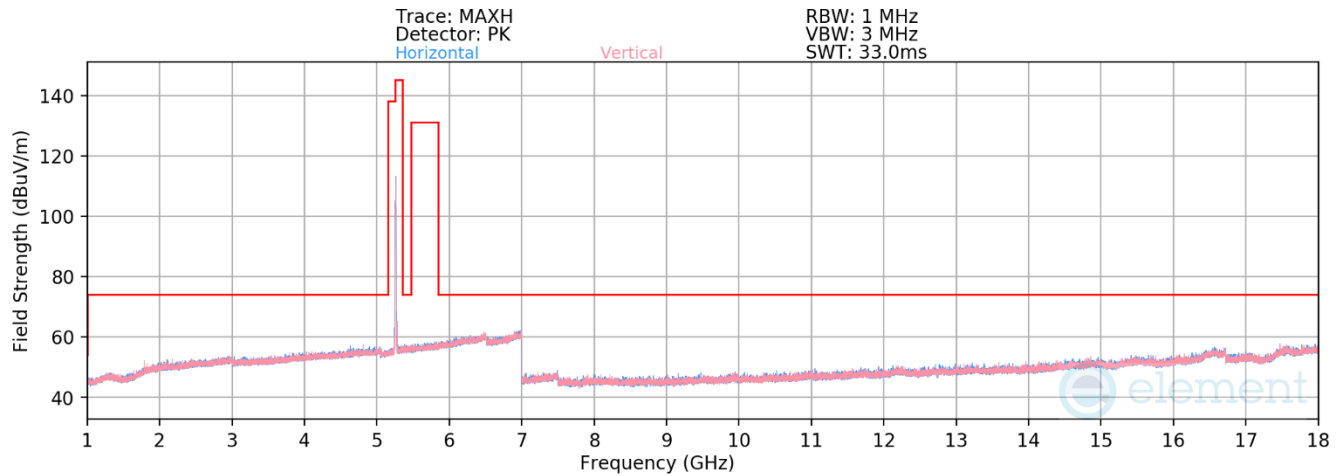
Frequency [MHz]	Detector	Ant. Pol. [H/V]	Antenna Height [cm]	Turntable Azimuth [degree]	Analyzer Level [dBm]	AFCL [dB/m]	Field Strength [dBuV/m]	Limit [dBuV/m]	Margin [dB]
10480.00	Peak	H	-	-	-68.90	10.13	48.23	68.20	-19.97
* 15720.00	Average	H	-	-	-81.56	14.34	39.78	53.98	-14.20
* 15720.00	Peak	H	-	-	-70.20	14.34	51.14	73.98	-22.84

Table 7-145. Radiated Measurements Antenna WF4a (RU26)

FCC ID: BCGA2435 IC: 579C-A2435		MEASUREMENT REPORT (CERTIFICATION)	Approved by: Technical Manager
Test Report S/N: 1C2205090025-20.BCG	Test Dates: 05/30/2022-09/12/2022	EUT Type: Tablet Device	Page 178 of 289

V 10.5 12/15/2021

RU52



Plot 7-424. RSE above 1GHz Antenna WF4a (11ax – Ch.52 – RU52)

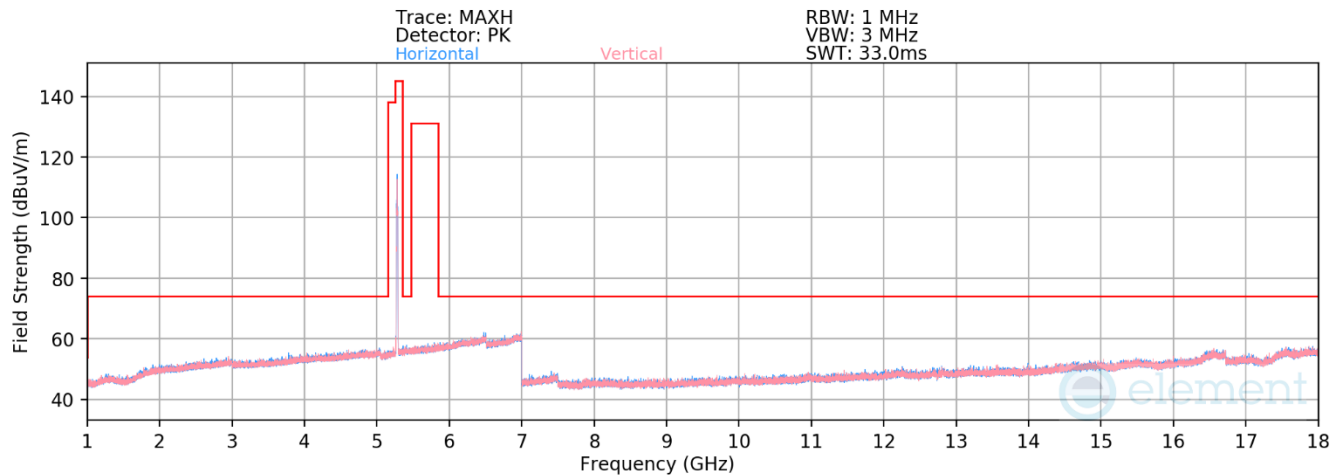
Mode:	802.11ax (20MHz BW)
Data Rate:	MCS11
RU Index:	38
Distance of Measurements:	3 Meters
Operating Frequency:	5260MHz
Channel:	52

Frequency [MHz]	Detector	Ant. Pol. [H/V]	Antenna Height [cm]	Turntable Azimuth [degree]	Analyzer Level [dBm]	AFCL [dB/m]	Field Strength [dBuV/m]	Limit [dBuV/m]	Margin [dB]
10520.00	Peak	H	-	-	-69.10	10.37	48.27	68.20	-19.93
* 15780.00	Average	H	-	-	-81.46	14.19	39.73	53.98	-14.25
* 15780.00	Peak	H	-	-	-70.15	14.19	51.04	73.98	-22.94

Table 7-146. Radiated Measurements Antenna WF4a (RU52)

FCC ID: BCGA2435 IC: 579C-A2435		MEASUREMENT REPORT (CERTIFICATION)	Approved by: Technical Manager
Test Report S/N: 1C2205090025-20.BCG	Test Dates: 05/30/2022-09/12/2022	EUT Type: Tablet Device	Page 179 of 289

V 10.5 12/15/2021



Plot 7-425. RSE above 1GHz Antenna WF4a (11ax – Ch.56 – RU52)

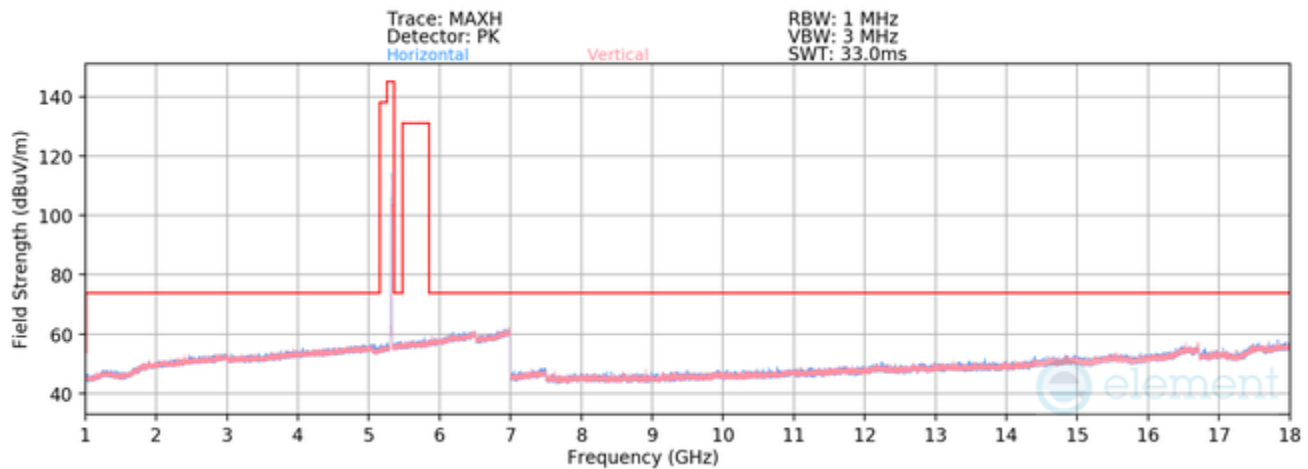
Mode: 802.11ax (20MHz BW)
Data Rate: MCS11
RU Index: 38
Distance of Measurements: 3 Meters
Operating Frequency: 5280MHz
Channel: 56

Frequency [MHz]	Detector	Ant. Pol. [H/V]	Antenna Height [cm]	Turntable Azimuth [degree]	Analyzer Level [dBm]	AFCL [dB/m]	Field Strength [dBuV/m]	Limit [dBuV/m]	Margin [dB]
10560.00	Peak	H	-	-	-69.01	9.92	47.91	68.20	-20.29
* 15840.00	Average	H	-	-	-81.56	14.45	39.89	53.98	-14.09
* 15840.00	Peak	H	-	-	-70.22	14.45	51.23	73.98	-22.75

Table 7-147. Radiated Measurements Antenna WF4a (RU52)

FCC ID: BCGA2435 IC: 579C-A2435		MEASUREMENT REPORT (CERTIFICATION)	Approved by: Technical Manager
Test Report S/N: 1C2205090025-20.BCG	Test Dates: 05/30/2022-09/12/2022	EUT Type: Tablet Device	Page 180 of 289

V 10.5 12/15/2021



Plot 7-426. RSE above 1GHz Antenna WF4a (11ax – Ch.64 – RU52)

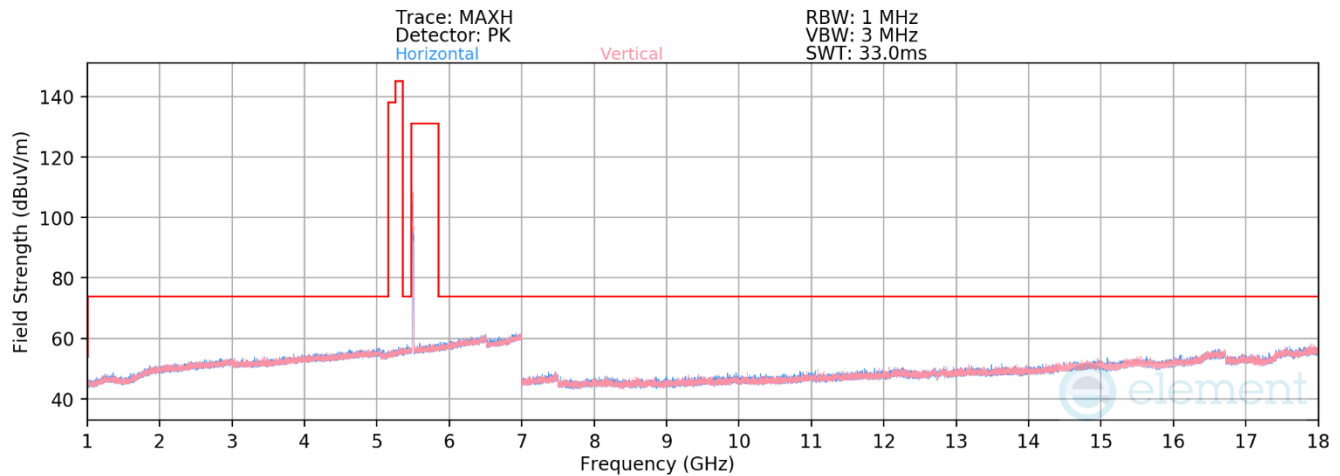
Mode: 802.11ax (20MHz BW)
Data Rate: MCS11
RU Index: 38
Distance of Measurements: 3 Meters
Operating Frequency: 5320MHz
Channel: 64

Frequency [MHz]	Detector	Ant. Pol. [H/V]	Antenna Height [cm]	Turntable Azimuth [degree]	Analyzer Level [dBm]	AFCL [dB/m]	Field Strength [dBuV/m]	Limit [dBuV/m]	Margin [dB]
* 10640.00	Average	H	-	-	-80.68	10.13	36.45	53.98	-17.53
* 10640.00	Peak	H	-	-	-68.57	10.13	48.56	73.98	-25.42
* 15960.00	Average	H	-	-	-81.31	14.94	40.63	53.98	-13.35
* 15960.00	Peak	H	-	-	-69.88	14.94	52.06	73.98	-21.92

Table 7-148. Radiated Measurements Antenna WF4a (RU52)

FCC ID: BCGA2435 IC: 579C-A2435		MEASUREMENT REPORT (CERTIFICATION)	Approved by: Technical Manager
Test Report S/N: 1C2205090025-20.BCG	Test Dates: 05/30/2022-09/12/2022	EUT Type: Tablet Device	Page 181 of 289

V 10.5 12/15/2021



Plot 7-427. RSE above 1GHz Antenna WF4a (11ax – Ch.100 – RU52)

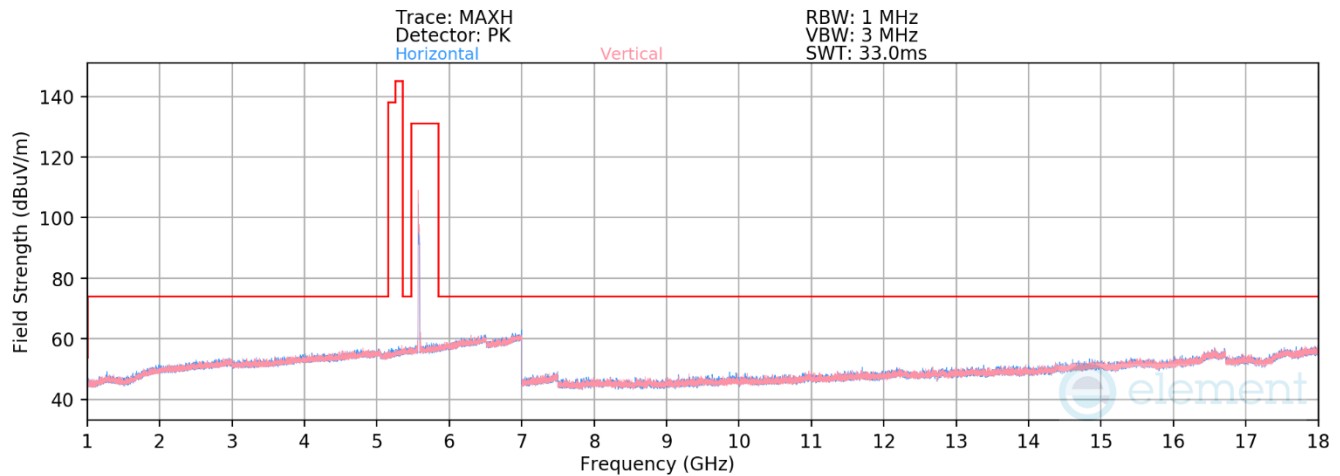
Mode: 802.11ax (20MHz BW)
Data Rate: MCS11
RU Index: 38
Distance of Measurements: 3 Meters
Operating Frequency: 5500MHz
Channel: 100

Frequency [MHz]	Detector	Ant. Pol. [H/V]	Antenna Height [cm]	Turntable Azimuth [degree]	Analyzer Level [dBm]	AFCL [dB/m]	Field Strength [dBuV/m]	Limit [dBuV/m]	Margin [dB]
* 11000.00	Average	H	-	-	-81.58	10.96	36.38	53.98	-17.60
* 11000.00	Peak	H	-	-	-70.06	10.96	47.90	73.98	-26.08
16500.00	Peak	H	-	-	-72.39	17.98	52.59	68.20	-15.61

Table 7-149. Radiated Measurements Antenna WF4a (RU52)

FCC ID: BCGA2435 IC: 579C-A2435		MEASUREMENT REPORT (CERTIFICATION)	Approved by: Technical Manager
Test Report S/N: 1C2205090025-20.BCG	Test Dates: 05/30/2022-09/12/2022	EUT Type: Tablet Device	Page 182 of 289

V 10.5 12/15/2021



Plot 7-428. RSE above 1GHz Antenna WF4a (11ax – Ch.116 – RU52)

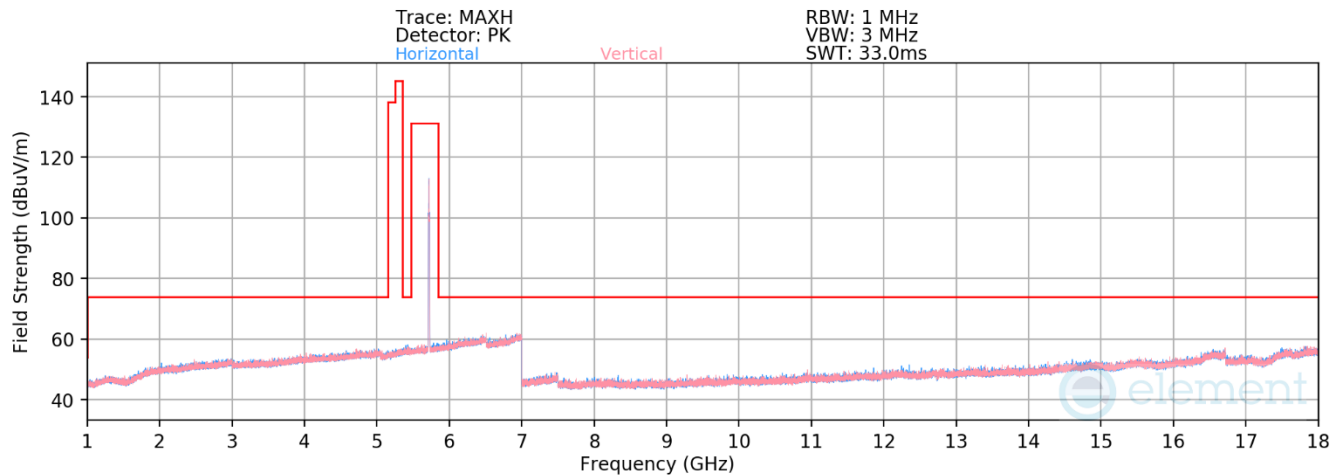
Mode: 802.11ax (20MHz BW)
Data Rate: MCS11
RU Index: 38
Distance of Measurements: 3 Meters
Operating Frequency: 5580MHz
Channel: 116

	Frequency [MHz]	Detector	Ant. Pol. [H/V]	Antenna Height [cm]	Turntable Azimuth [degree]	Analyzer Level [dBm]	AFCL [dB/m]	Field Strength [dBuV/m]	Limit [dBuV/m]	Margin [dB]
*	11160.00	Average	H	-	-	-80.99	10.39	36.40	53.98	-17.58
*	11160.00	Peak	H	-	-	-69.86	10.39	47.53	73.98	-26.45
	16740.00	Peak	H	-	-	-71.33	17.57	53.24	68.20	-14.96

Table 7-150. Radiated Measurements Antenna WF4a (RU52)

FCC ID: BCGA2435 IC: 579C-A2435		MEASUREMENT REPORT (CERTIFICATION)	Approved by: Technical Manager
Test Report S/N: 1C2205090025-20.BCG	Test Dates: 05/30/2022-09/12/2022	EUT Type: Tablet Device	Page 183 of 289

V 10.5 12/15/2021



Plot 7-429. RSE above 1GHz Antenna WF4a (11ax – Ch.144 – RU52)

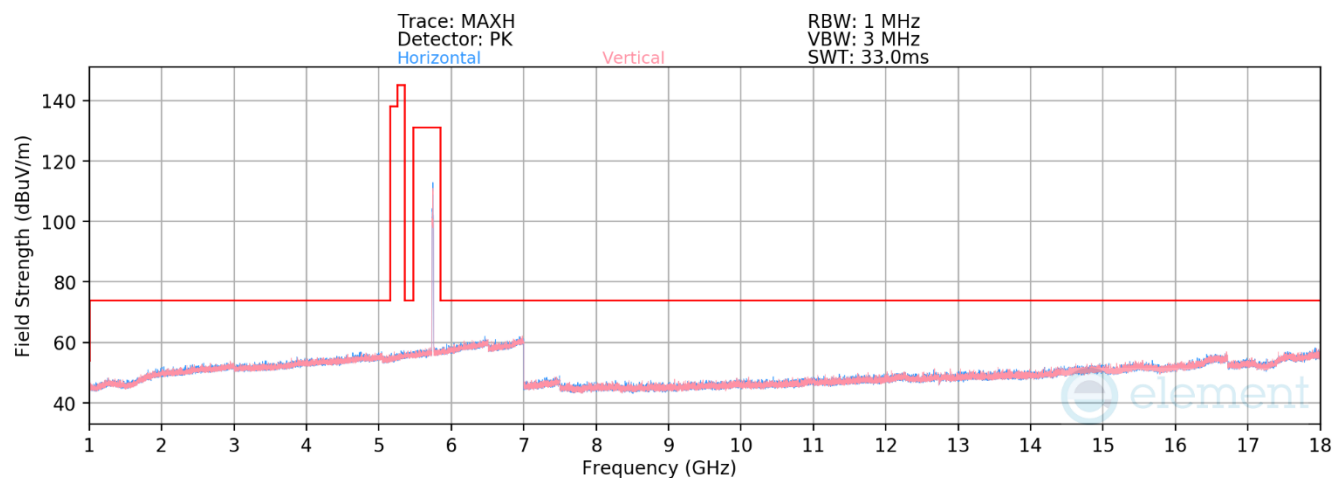
Mode: 802.11ax (20MHz BW)
Data Rate: MCS11
RU Index: 38
Distance of Measurements: 3 Meters
Operating Frequency: 5720MHz
Channel: 144

	Frequency [MHz]	Detector	Ant. Pol. [H/V]	Antenna Height [cm]	Turntable Azimuth [degree]	Analyzer Level [dBm]	AFCL [dB/m]	Field Strength [dBuV/m]	Limit [dBuV/m]	Margin [dB]
*	11440.00	Average	H	-	-	-81.30	10.79	36.49	53.98	-17.49
*	11440.00	Peak	H	-	-	-70.25	10.79	47.54	73.98	-26.44
	17160.00	Peak	H	-	-	-72.53	18.62	53.09	68.20	-15.11

Table 7-151. Radiated Measurements Antenna WF4a (RU52)

FCC ID: BCGA2435 IC: 579C-A2435		MEASUREMENT REPORT (CERTIFICATION)	Approved by: Technical Manager
Test Report S/N: 1C2205090025-20.BCG	Test Dates: 05/30/2022-09/12/2022	EUT Type: Tablet Device	Page 184 of 289

V 10.5 12/15/2021



Plot 7-430. RSE above 1GHz Antenna WF4a (11ax – Ch.149 – RU26)

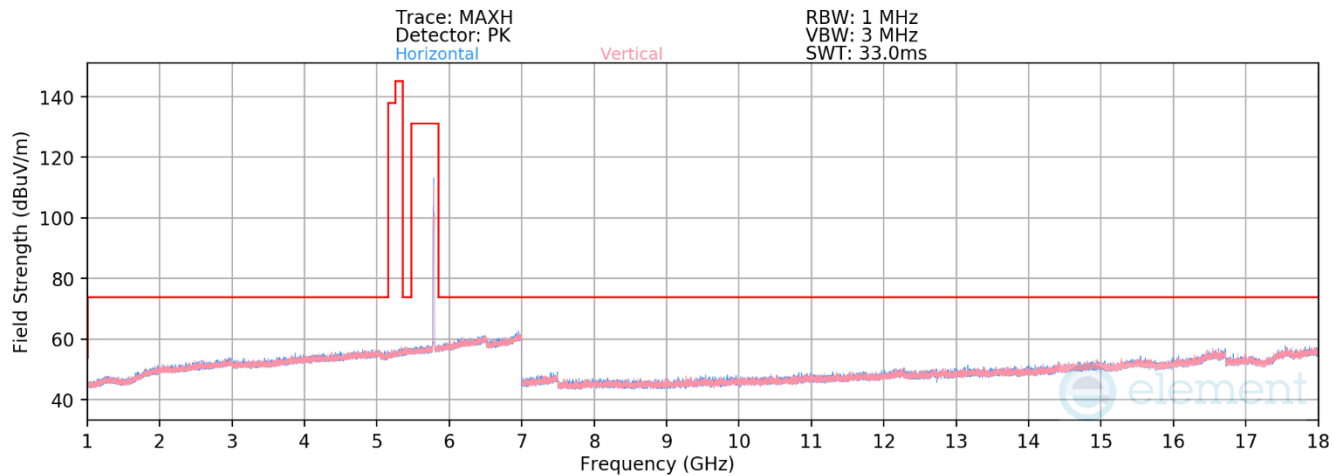
Mode: 802.11ax (20MHz BW)
Data Rate: MCS11
RU Index: 4
Distance of Measurements: 3 Meters
Operating Frequency: 5745MHz
Channel: 149

	Frequency [MHz]	Detector	Ant. Pol. [H/V]	Antenna Height [cm]	Turntable Azimuth [degree]	Analyzer Level [dBm]	AFCL [dB/m]	Field Strength [dBuV/m]	Limit [dBuV/m]	Margin [dB]
*	11490.00	Average	H	-	-	-81.29	10.82	36.53	53.98	-17.45
*	11490.00	Peak	H	-	-	-70.28	10.82	47.54	73.98	-26.44
	17235.00	Peak	H	-	-	-72.74	18.44	52.70	68.20	-15.50

Table 7-152. Radiated Measurements Antenna WF4a (RU26)

FCC ID: BCGA2435 IC: 579C-A2435		MEASUREMENT REPORT (CERTIFICATION)	Approved by: Technical Manager
Test Report S/N: 1C2205090025-20.BCG	Test Dates: 05/30/2022-09/12/2022	EUT Type: Tablet Device	Page 185 of 289

V 10.5 12/15/2021



Plot 7-431. RSE above 1GHz Antenna WF4a (11ax – Ch.157 – RU26)

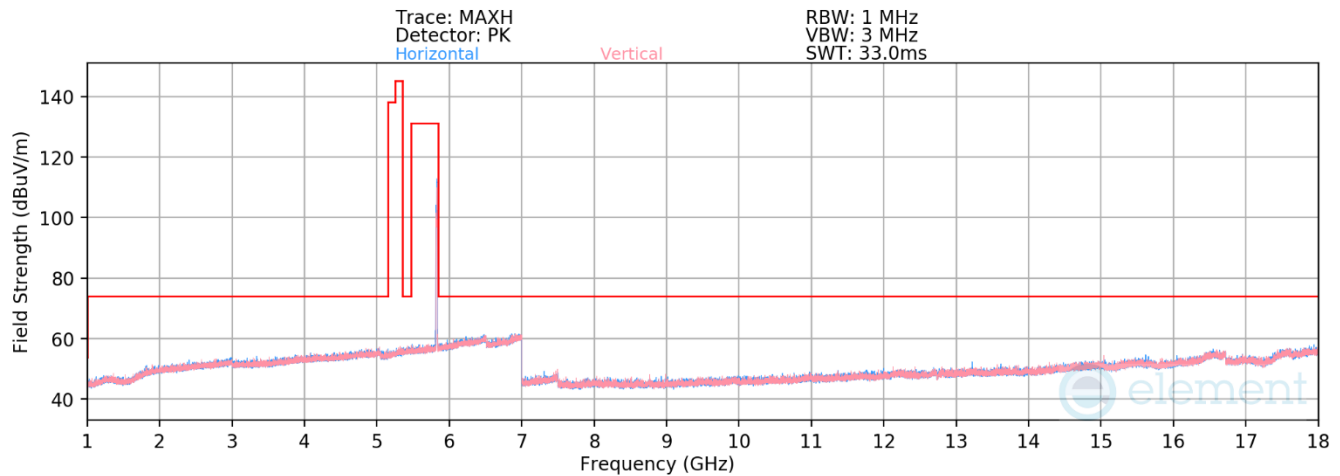
Mode: 802.11ax (20MHz BW)
Data Rate: MCS11
RU Index: 4
Distance of Measurements: 3 Meters
Operating Frequency: 5785MHz
Channel: 157

Frequency [MHz]	Detector	Ant. Pol. [H/V]	Antenna Height [cm]	Turntable Azimuth [degree]	Analyzer Level [dBm]	AFCL [dB/m]	Field Strength [dBuV/m]	Limit [dBuV/m]	Margin [dB]
* 11570.00	Average	H	-	-	-81.54	10.97	36.43	53.98	-17.55
* 11570.00	Peak	H	-	-	-70.28	10.97	47.69	73.98	-26.29
17355.00	Peak	H	-	-	-73.36	19.31	52.95	68.20	-15.25

Table 7-153. Radiated Measurements Antenna WF4a (RU26)

FCC ID: BCGA2435 IC: 579C-A2435		MEASUREMENT REPORT (CERTIFICATION)	Approved by: Technical Manager
Test Report S/N: 1C2205090025-20.BCG	Test Dates: 05/30/2022-09/12/2022	EUT Type: Tablet Device	Page 186 of 289

V 10.5 12/15/2021



Plot 7-432. RSE above 1GHz Antenna WF4a (11ax – Ch.165 – RU52)

Mode: 802.11ax (20MHz BW)
Data Rate: MCS11
RU Index: 4
Distance of Measurements: 3 Meters
Operating Frequency: 5825MHz
Channel: 165

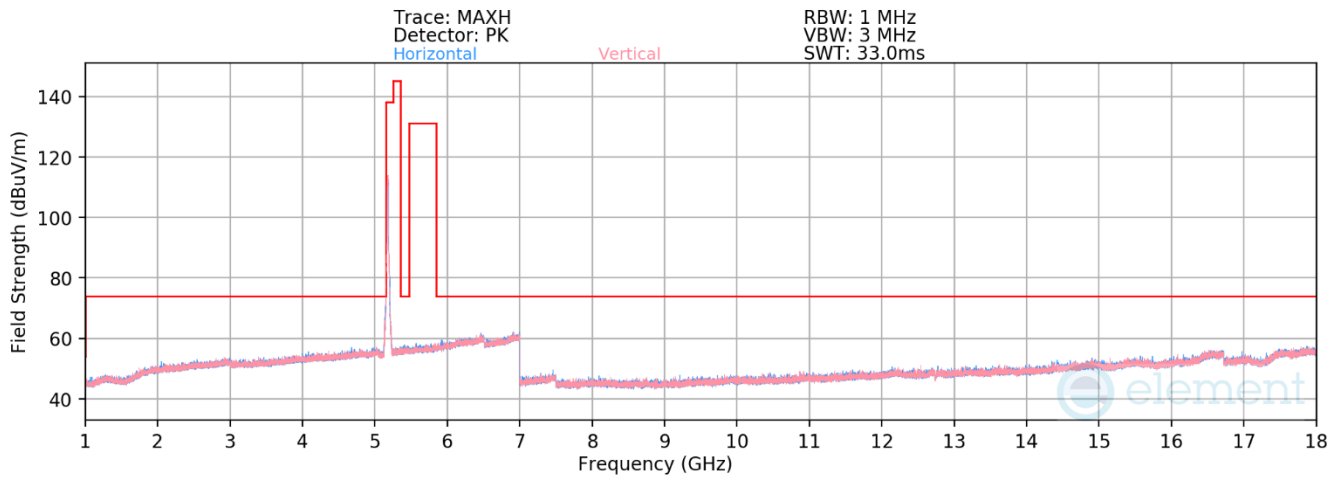
Frequency [MHz]	Detector	Ant. Pol. [H/V]	Antenna Height [cm]	Turntable Azimuth [degree]	Analyzer Level [dBm]	AFCL [dB/m]	Field Strength [dBuV/m]	Limit [dBuV/m]	Margin [dB]
* 11650.00	Average	H	-	-	-81.64	11.13	36.49	53.98	-17.49
* 11650.00	Peak	H	-	-	-70.46	11.13	47.67	73.98	-26.31
17475.00	Peak	H	-	-	-74.17	21.67	54.50	68.20	-13.70

Table 7-154. Radiated Measurements Antenna WF4a (RU26)

FCC ID: BCGA2435 IC: 579C-A2435		MEASUREMENT REPORT (CERTIFICATION)	Approved by: Technical Manager
Test Report S/N: 1C2205090025-20.BCG	Test Dates: 05/30/2022-09/12/2022	EUT Type: Tablet Device	Page 187 of 289

V 10.5 12/15/2021

RU242



Plot 7-433. RSE above 1GHz Antenna WF4a (11ax – Ch.36 – RU242)

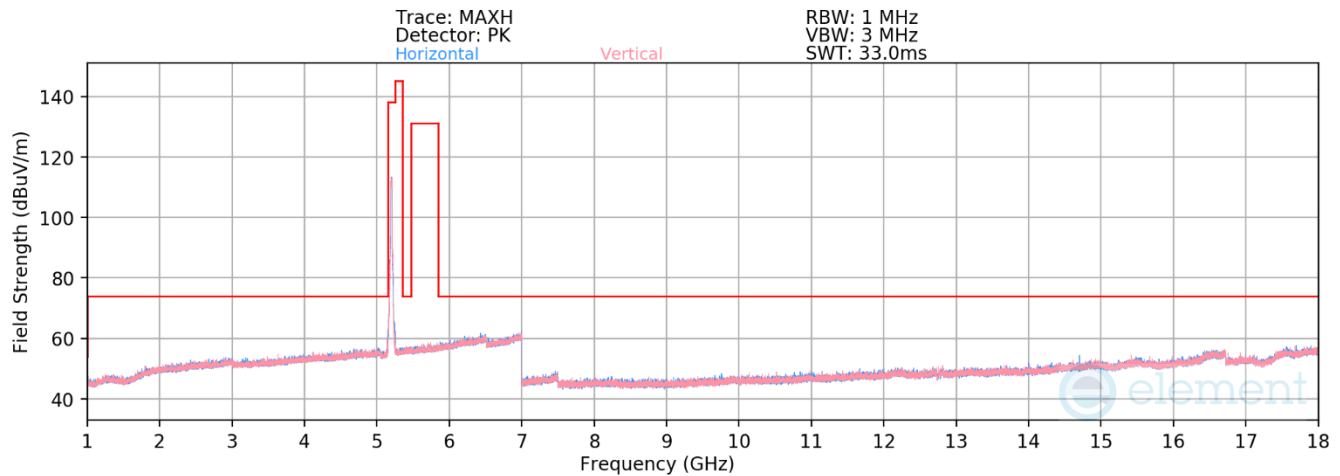
Mode:	802.11ax (20MHz BW)
Data Rate:	MCS11
RU Index:	61
Distance of Measurements:	3 Meters
Operating Frequency:	5180MHz
Channel:	36

Frequency [MHz]	Detector	Ant. Pol. [H/V]	Antenna Height [cm]	Turntable Azimuth [degree]	Analyzer Level [dBm]	AFCL [dB/m]	Field Strength [dBuV/m]	Limit [dBuV/m]	Margin [dB]
10360.00	Peak	H	-	-	-69.70	10.05	47.35	68.20	-20.85
* 15540.00	Average	H	-	-	-82.00	15.23	40.23	53.98	-13.75
* 15540.00	Peak	H	-	-	-70.59	15.23	51.64	73.98	-22.34

Table 7-155. Radiated Measurements Antenna WF4a (RU242)

FCC ID: BCGA2435 IC: 579C-A2435		MEASUREMENT REPORT (CERTIFICATION)	Approved by: Technical Manager
Test Report S/N: 1C2205090025-20.BCG	Test Dates: 05/30/2022-09/12/2022	EUT Type: Tablet Device	Page 188 of 289

V 10.5 12/15/2021



Plot 7-434. RSE above 1GHz Antenna WF4a (11ax – Ch.40 – RU242)

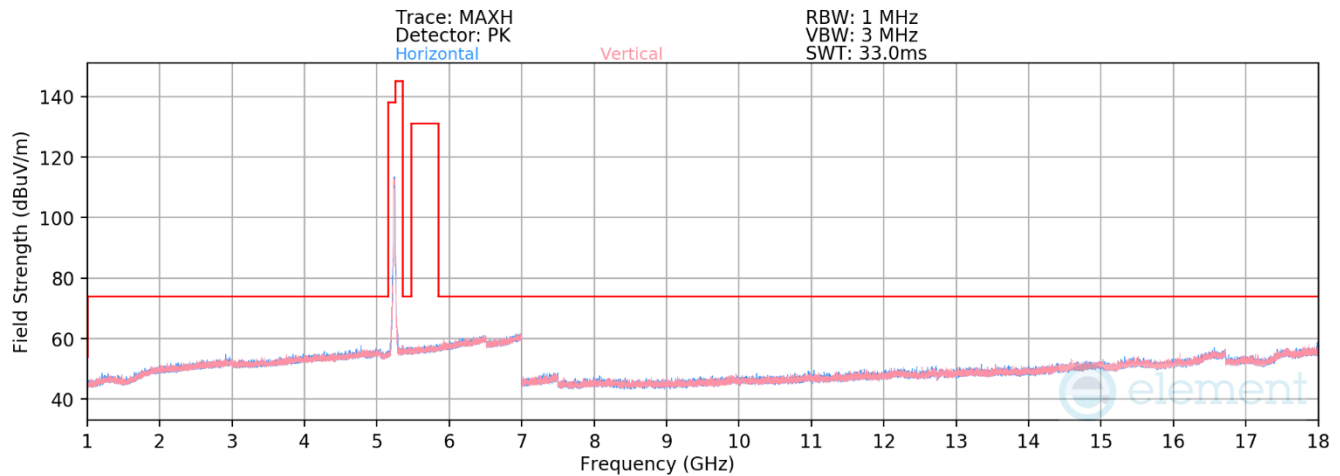
Mode: 802.11ax (20MHz BW)
Data Rate: MCS11
RU Index: 61
Distance of Measurements: 3 Meters
Operating Frequency: 5200MHz
Channel: 40

Frequency [MHz]	Detector	Ant. Pol. [H/V]	Antenna Height [cm]	Turntable Azimuth [degree]	Analyzer Level [dBm]	AFCL [dB/m]	Field Strength [dBuV/m]	Limit [dBuV/m]	Margin [dB]
10400.00	Peak	H	-	-	-69.14	9.87	47.73	68.20	-20.47
* 15600.00	Average	H	-	-	-81.69	14.80	40.11	53.98	-13.87
* 15600.00	Peak	H	-	-	-70.15	14.80	51.65	73.98	-22.33

Table 7-156. Radiated Measurements Antenna WF4a (RU242)

FCC ID: BCGA2435 IC: 579C-A2435		MEASUREMENT REPORT (CERTIFICATION)	Approved by: Technical Manager
Test Report S/N: 1C2205090025-20.BCG	Test Dates: 05/30/2022-09/12/2022	EUT Type: Tablet Device	Page 189 of 289

V 10.5 12/15/2021



Plot 7-435. RSE above 1GHz Antenna WF4a (11ax – Ch.48 – RU242)

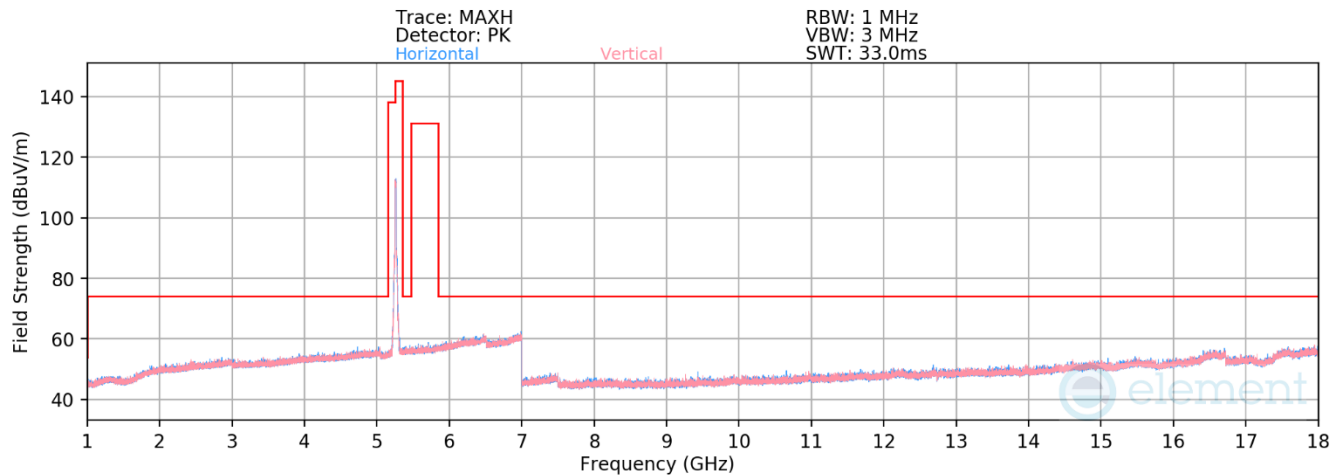
Mode: 802.11ax (20MHz BW)
Data Rate: MCS11
RU Index: 61
Distance of Measurements: 3 Meters
Operating Frequency: 5240MHz
Channel: 48

Frequency [MHz]	Detector	Ant. Pol. [H/V]	Antenna Height [cm]	Turntable Azimuth [degree]	Analyzer Level [dBm]	AFCL [dB/m]	Field Strength [dBuV/m]	Limit [dBuV/m]	Margin [dB]
10480.00	Peak	H	-	-	-69.47	10.13	47.66	68.20	-20.54
* 15720.00	Average	H	-	-	-81.44	14.34	39.90	53.98	-14.08
* 15720.00	Peak	H	-	-	-69.90	14.34	51.44	73.98	-22.54

Table 7-157. Radiated Measurements Antenna WF4a (RU242)

FCC ID: BCGA2435 IC: 579C-A2435		MEASUREMENT REPORT (CERTIFICATION)	Approved by: Technical Manager
Test Report S/N: 1C2205090025-20.BCG	Test Dates: 05/30/2022-09/12/2022	EUT Type: Tablet Device	Page 190 of 289

V 10.5 12/15/2021



Plot 7-436. RSE above 1GHz Antenna WF4a (11ax – Ch.52 – RU242)

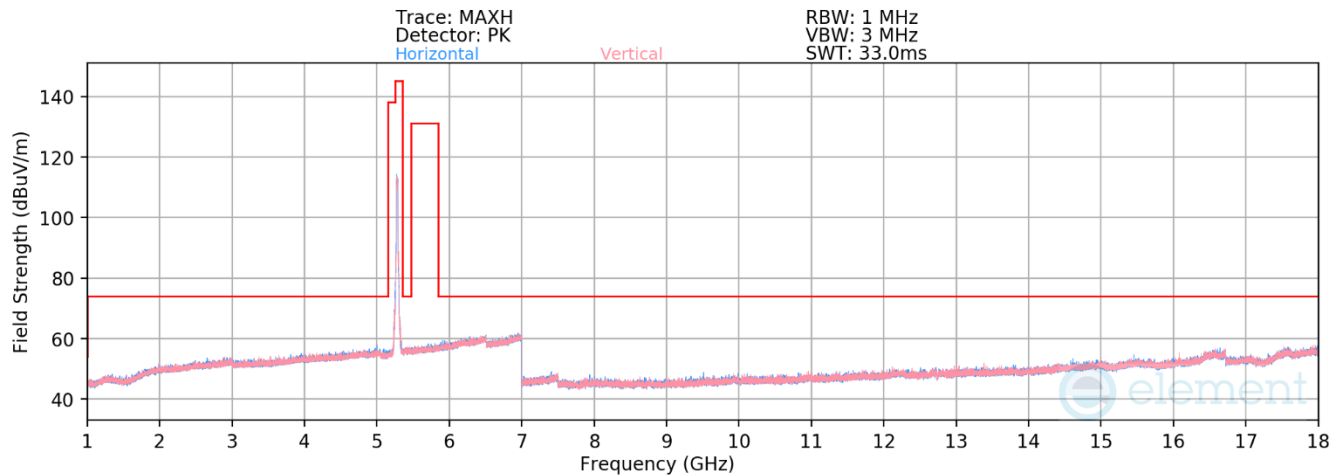
Mode: 802.11ax (20MHz BW)
Data Rate: MCS11
RU Index: 61
Distance of Measurements: 3 Meters
Operating Frequency: 5260MHz
Channel: 52

Frequency [MHz]	Detector	Ant. Pol. [H/V]	Antenna Height [cm]	Turntable Azimuth [degree]	Analyzer Level [dBm]	AFCL [dB/m]	Field Strength [dBuV/m]	Limit [dBuV/m]	Margin [dB]
10520.00	Peak	H	-	-	-69.72	10.37	47.65	68.20	-20.55
* 15780.00	Average	H	-	-	-82.23	14.19	38.96	53.98	-15.02
* 15780.00	Peak	H	-	-	-71.13	14.19	50.06	73.98	-23.92

Table 7-158. Radiated Measurements Antenna WF4a (RU242)

FCC ID: BCGA2435 IC: 579C-A2435		MEASUREMENT REPORT (CERTIFICATION)	Approved by: Technical Manager
Test Report S/N: 1C2205090025-20.BCG	Test Dates: 05/30/2022-09/12/2022	EUT Type: Tablet Device	Page 191 of 289

V 10.5 12/15/2021



Plot 7-437. RSE above 1GHz Antenna WF4a (11ax – Ch.56 – RU242)

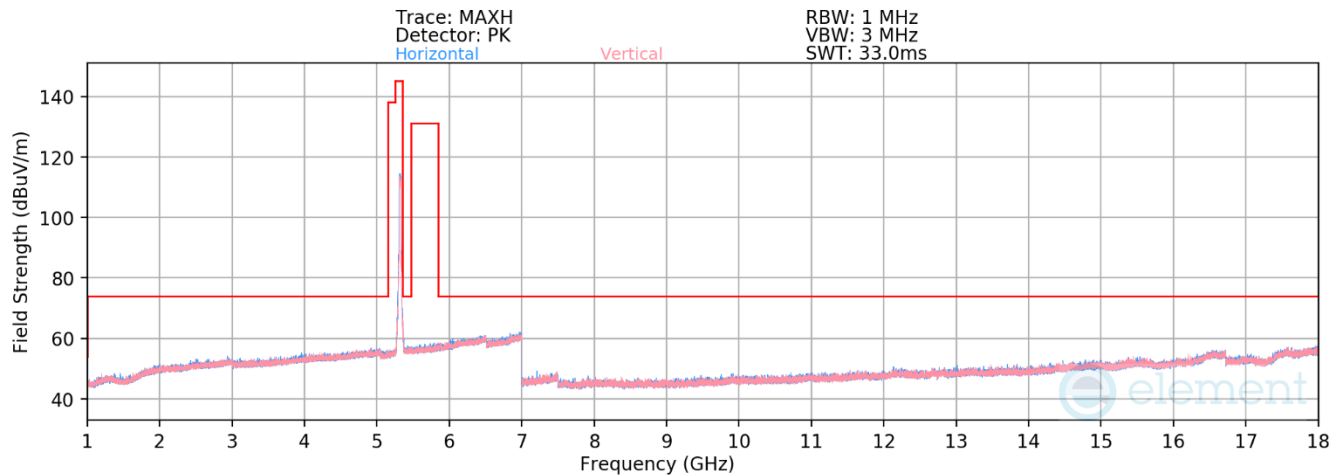
Mode: 802.11ax (20MHz BW)
Data Rate: MCS11
RU Index: 61
Distance of Measurements: 3 Meters
Operating Frequency: 5280MHz
Channel: 56

Frequency [MHz]	Detector	Ant. Pol. [H/V]	Antenna Height [cm]	Turntable Azimuth [degree]	Analyzer Level [dBm]	AFCL [dB/m]	Field Strength [dBuV/m]	Limit [dBuV/m]	Margin [dB]
10560.00	Peak	H	-	-	-69.96	9.92	46.96	68.20	-21.24
* 15840.00	Average	H	-	-	-82.03	14.45	39.42	53.98	-14.56
* 15840.00	Peak	H	-	-	-70.84	14.45	50.61	73.98	-23.37

Table 7-159. Radiated Measurements Antenna WF4a (RU242)

FCC ID: BCGA2435 IC: 579C-A2435		MEASUREMENT REPORT (CERTIFICATION)	Approved by: Technical Manager
Test Report S/N: 1C2205090025-20.BCG	Test Dates: 05/30/2022-09/12/2022	EUT Type: Tablet Device	Page 192 of 289

V 10.5 12/15/2021



Plot 7-438. RSE above 1GHz Antenna WF4a (11ax – Ch.64 – RU242)

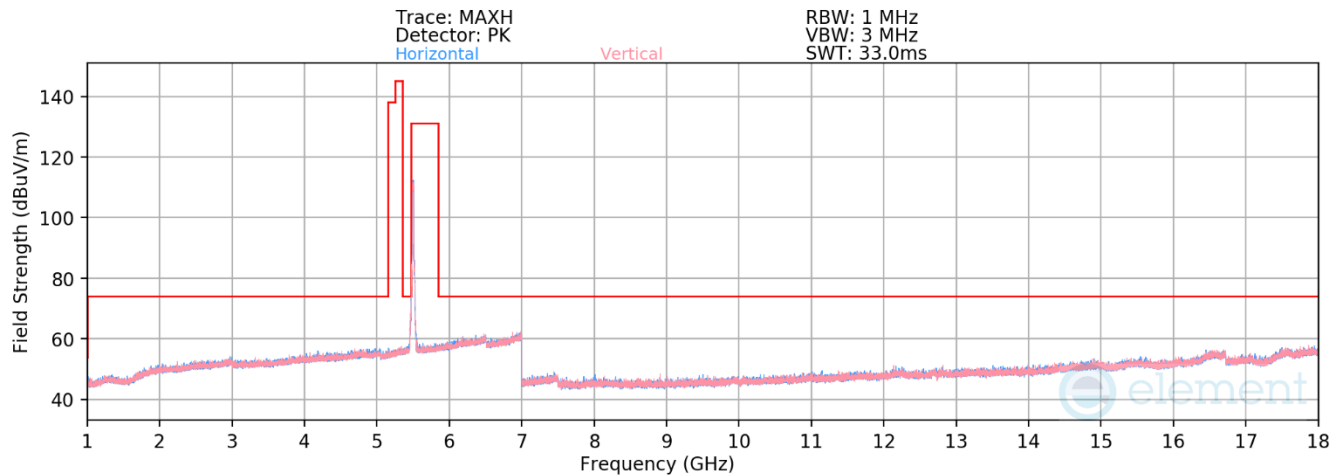
Mode: 802.11ax (20MHz BW)
Data Rate: MCS11
RU Index: 61
Distance of Measurements: 3 Meters
Operating Frequency: 5320MHz
Channel: 64

	Frequency [MHz]	Detector	Ant. Pol. [H/V]	Antenna Height [cm]	Turntable Azimuth [degree]	Analyzer Level [dBm]	AFCL [dB/m]	Field Strength [dBuV/m]	Limit [dBuV/m]	Margin [dB]
*	10640.00	Average	H	-	-	-81.33	10.13	35.80	53.98	-18.18
*	10640.00	Peak	H	-	-	-70.11	10.13	47.02	73.98	-26.96
*	15960.00	Average	H	-	-	-82.32	14.94	39.62	53.98	-14.36
*	15960.00	Peak	H	-	-	-71.39	14.94	50.55	73.98	-23.43

Table 7-160. Radiated Measurements Antenna WF4a (RU242)

FCC ID: BCGA2435 IC: 579C-A2435		MEASUREMENT REPORT (CERTIFICATION)	Approved by: Technical Manager
Test Report S/N: 1C2205090025-20.BCG	Test Dates: 05/30/2022-09/12/2022	EUT Type: Tablet Device	Page 193 of 289

V 10.5 12/15/2021



Plot 7-439. RSE above 1GHz Antenna WF4a (11ax – Ch.100 – RU242)

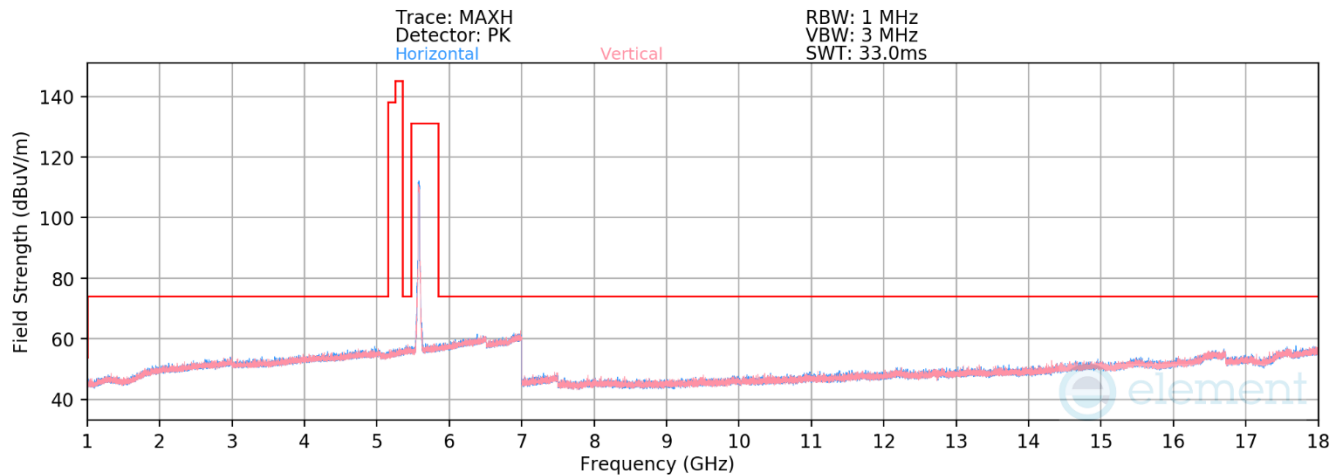
Mode: 802.11ax (20MHz BW)
Data Rate: MCS11
RU Index: 61
Distance of Measurements: 3 Meters
Operating Frequency: 5500MHz
Channel: 100

Frequency [MHz]	Detector	Ant. Pol. [H/V]	Antenna Height [cm]	Turntable Azimuth [degree]	Analyzer Level [dBm]	AFCL [dB/m]	Field Strength [dBuV/m]	Limit [dBuV/m]	Margin [dB]
* 11000.00	Average	H	-	-	-80.40	10.96	37.56	53.98	-16.42
* 11000.00	Peak	H	-	-	-67.65	10.96	50.31	73.98	-23.67
16500.00	Peak	H	-	-	-71.22	17.98	53.76	68.20	-14.44

Table 7-161. Radiated Measurements Antenna WF4a (RU242)

FCC ID: BCGA2435 IC: 579C-A2435		MEASUREMENT REPORT (CERTIFICATION)	Approved by: Technical Manager
Test Report S/N: 1C2205090025-20.BCG	Test Dates: 05/30/2022-09/12/2022	EUT Type: Tablet Device	Page 194 of 289

V 10.5 12/15/2021



Plot 7-440. RSE above 1GHz Antenna WF4a (11ax – Ch.116 – RU242)

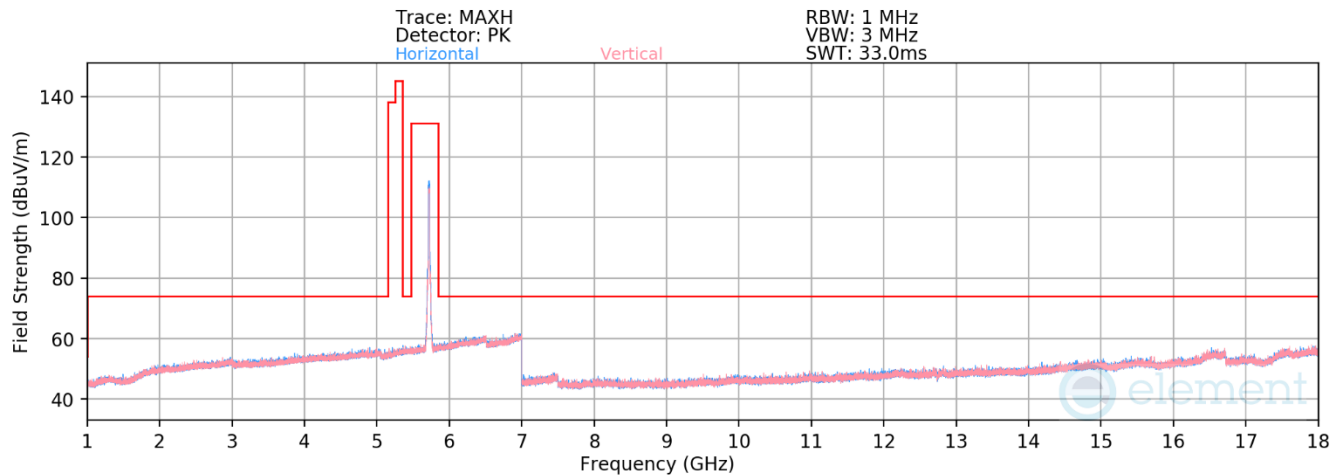
Mode: 802.11ax (20MHz BW)
Data Rate: MCS11
RU Index: 61
Distance of Measurements: 3 Meters
Operating Frequency: 5580MHz
Channel: 116

Frequency [MHz]	Detector	Ant. Pol. [H/V]	Antenna Height [cm]	Turntable Azimuth [degree]	Analyzer Level [dBm]	AFCL [dB/m]	Field Strength [dBμV/m]	Limit [dBμV/m]	Margin [dB]
11160.00	Average	H	-	-	-80.49	10.39	36.90	53.98	-17.08
11160.00	Peak	H	-	-	-68.73	10.39	48.66	73.98	-25.32
16740.00	Peak	H	-	-	-69.86	17.57	54.71	68.20	-13.49

Table 7-162. Radiated Measurements Antenna WF4a (RU242)

FCC ID: BCGA2435 IC: 579C-A2435		MEASUREMENT REPORT (CERTIFICATION)	Approved by: Technical Manager
Test Report S/N: 1C2205090025-20.BCG	Test Dates: 05/30/2022-09/12/2022	EUT Type: Tablet Device	Page 195 of 289

V 10.5 12/15/2021



Plot 7-441. RSE above 1GHz Antenna WF4a (11ax – Ch.144 – RU242)

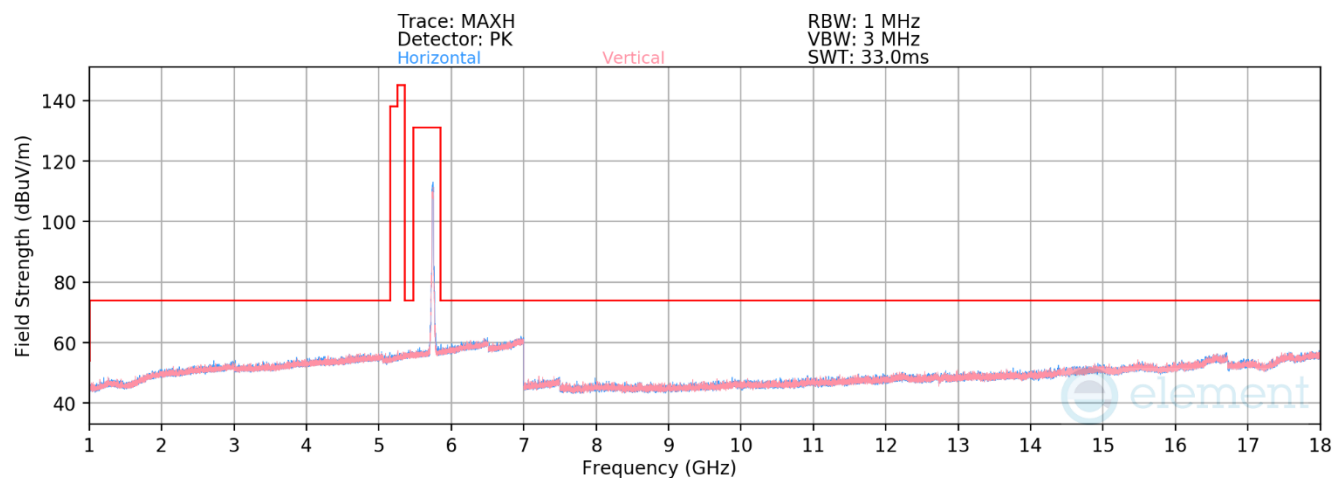
Mode: 802.11ax (20MHz BW)
Data Rate: MCS11
RU Index: 61
Distance of Measurements: 3 Meters
Operating Frequency: 5720MHz
Channel: 144

	Frequency [MHz]	Detector	Ant. Pol. [H/V]	Antenna Height [cm]	Turntable Azimuth [degree]	Analyzer Level [dBm]	AFCL [dB/m]	Field Strength [dBuV/m]	Limit [dBuV/m]	Margin [dB]
*	11440.00	Average	H	-	-	-81.45	10.79	36.34	53.98	-17.64
*	11440.00	Peak	H	-	-	-69.64	10.79	48.15	73.98	-25.83
	17160.00	Peak	H	-	-	-72.34	18.62	53.28	68.20	-14.92

Table 7-163. Radiated Measurements Antenna WF4a (RU242)

FCC ID: BCGA2435 IC: 579C-A2435		MEASUREMENT REPORT (CERTIFICATION)	Approved by: Technical Manager
Test Report S/N: 1C2205090025-20.BCG	Test Dates: 05/30/2022-09/12/2022	EUT Type: Tablet Device	Page 196 of 289

V 10.5 12/15/2021



Plot 7-442. RSE above 1GHz Antenna WF4a (11ax – Ch.149 – RU242)

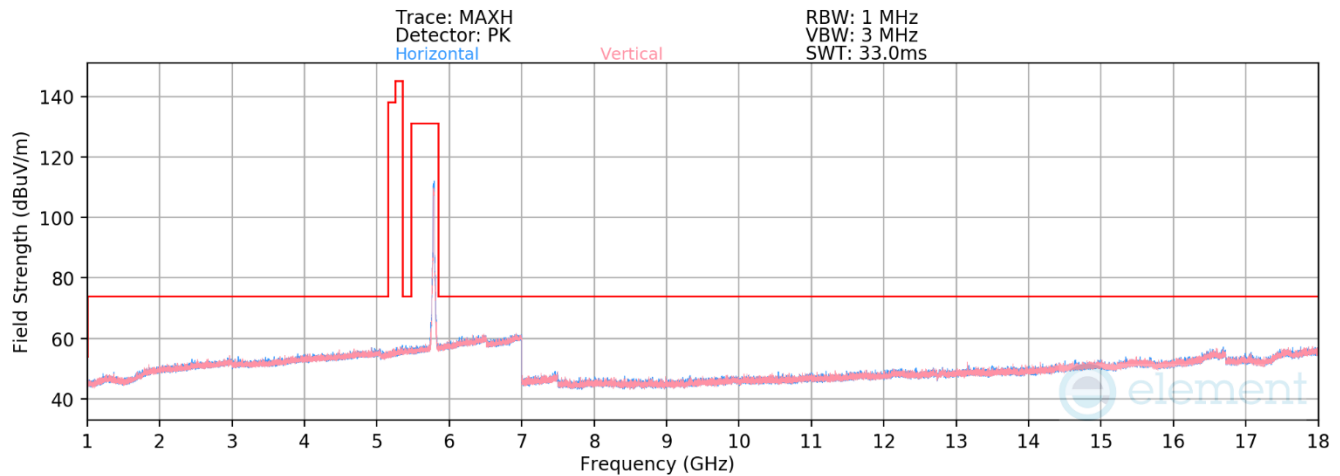
Mode: 802.11ax (20MHz BW)
Data Rate: MCS11
RU Index: 61
Distance of Measurements: 3 Meters
Operating Frequency: 5745MHz
Channel: 149

	Frequency [MHz]	Detector	Ant. Pol. [H/V]	Antenna Height [cm]	Turntable Azimuth [degree]	Analyzer Level [dBm]	AFCL [dB/m]	Field Strength [dBuV/m]	Limit [dBuV/m]	Margin [dB]
*	11490.00	Average	H	-	-	-81.38	10.82	36.44	53.98	-17.54
*	11490.00	Peak	H	-	-	-70.04	10.82	47.78	73.98	-26.20
	17235.00	Peak	H	-	-	-72.64	18.44	52.80	68.20	-15.40

Table 7-164. Radiated Measurements Antenna WF4a (RU242)

FCC ID: BCGA2435 IC: 579C-A2435		MEASUREMENT REPORT (CERTIFICATION)	Approved by: Technical Manager
Test Report S/N: 1C2205090025-20.BCG	Test Dates: 05/30/2022-09/12/2022	EUT Type: Tablet Device	Page 197 of 289

V 10.5 12/15/2021



Plot 7-443. RSE above 1GHz Antenna WF4a (11ax – Ch.157 – RU242)

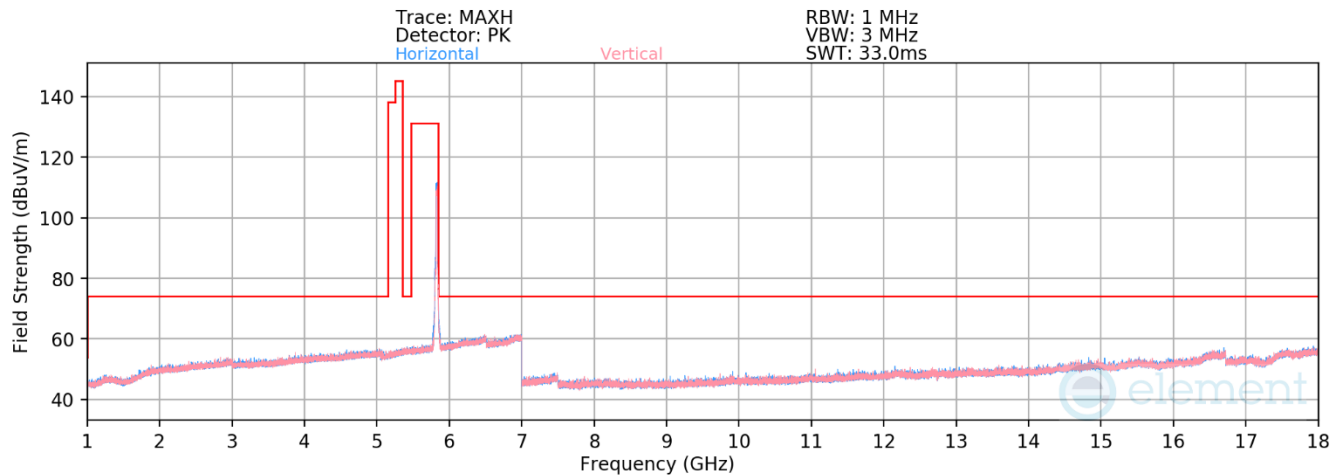
Mode: 802.11ax (20MHz BW)
Data Rate: MCS11
RU Index: 61
Distance of Measurements: 3 Meters
Operating Frequency: 5785MHz
Channel: 157

	Frequency [MHz]	Detector	Ant. Pol. [H/V]	Antenna Height [cm]	Turntable Azimuth [degree]	Analyzer Level [dBm]	AFCL [dB/m]	Field Strength [dBuV/m]	Limit [dBuV/m]	Margin [dB]
*	11570.00	Average	H	-	-	-81.60	10.97	36.37	53.98	-17.61
*	11570.00	Peak	H	-	-	-70.16	10.97	47.81	73.98	-26.17
	17355.00	Peak	H	-	-	-73.33	19.31	52.98	68.20	-15.22

Table 7-165. Radiated Measurements Antenna WF4a (RU242)

FCC ID: BCGA2435 IC: 579C-A2435		MEASUREMENT REPORT (CERTIFICATION)	Approved by: Technical Manager
Test Report S/N: 1C2205090025-20.BCG	Test Dates: 05/30/2022-09/12/2022	EUT Type: Tablet Device	Page 198 of 289

V 10.5 12/15/2021



Plot 7-444. RSE above 1GHz Antenna WF4a (11ax – Ch.165 – RU242)

Mode: 802.11ax (20MHz BW)
Data Rate: MCS11
RU Index: 61
Distance of Measurements: 3 Meters
Operating Frequency: 5825MHz
Channel: 165

Frequency [MHz]	Detector	Ant. Pol. [H/V]	Antenna Height [cm]	Turntable Azimuth [degree]	Analyzer Level [dBm]	AFCL [dB/m]	Field Strength [dBuV/m]	Limit [dBuV/m]	Margin [dB]
* 11650.00	Average	H	-	-	-81.56	11.13	36.57	53.98	-17.41
* 11650.00	Peak	H	-	-	-69.30	11.13	48.83	73.98	-25.15
17475.00	Peak	H	-	-	-74.44	21.67	54.23	68.20	-13.97

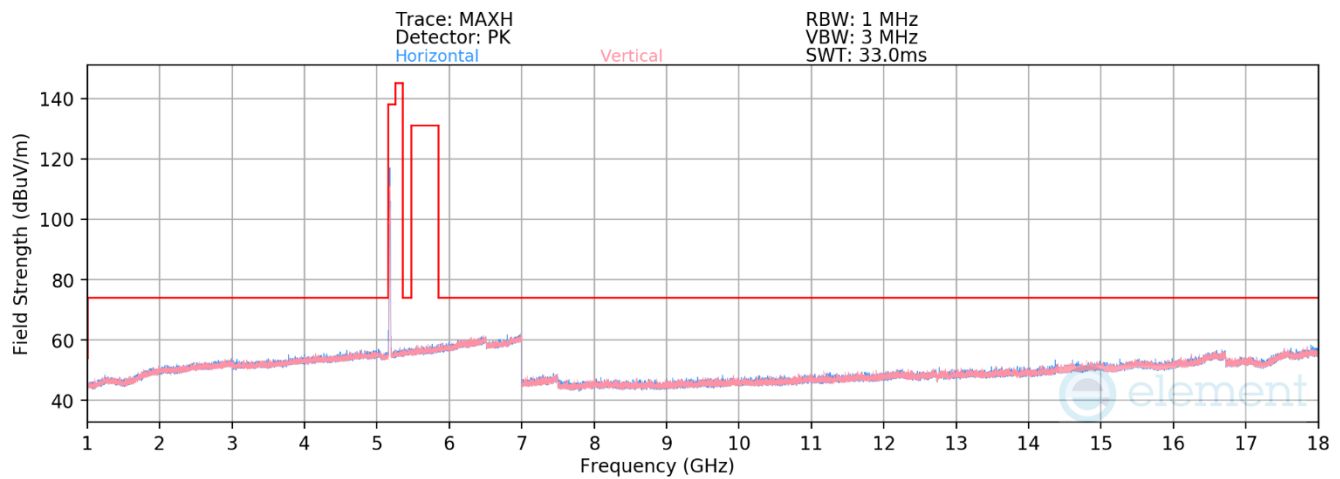
Table 7-166. Radiated Measurements Antenna WF4a (RU242)

FCC ID: BCGA2435 IC: 579C-A2435		MEASUREMENT REPORT (CERTIFICATION)	Approved by: Technical Manager
Test Report S/N: 1C2205090025-20.BCG	Test Dates: 05/30/2022-09/12/2022	EUT Type: Tablet Device	Page 199 of 289

V 10.5 12/15/2021

7.6.3 CDD/SDM Radiated Spurious Emissions

RU26/52



Plot 7-445. RSE above 1GHz SDM (11ax – Ch.36 – RU26)

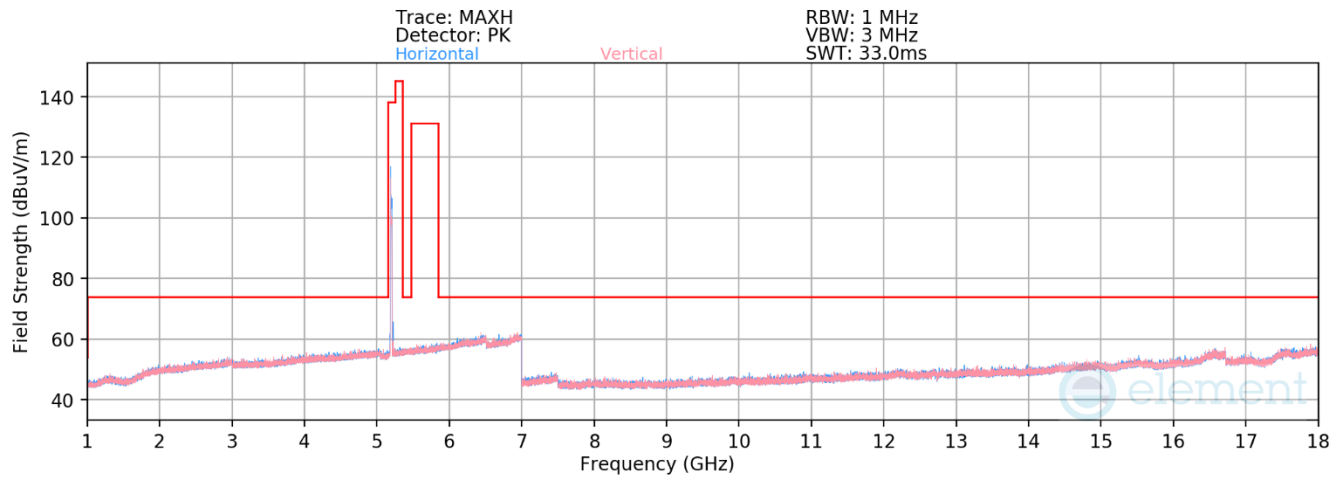
Mode:	802.11ax (20MHz BW)
Data Rate:	MCS11
RU Index:	4
Distance of Measurements:	3 Meters
Operating Frequency:	5180MHz
Channel:	36

Frequency [MHz]	Detector	Ant. Pol. [H/V]	Antenna Height [cm]	Turntable Azimuth [degree]	Analyzer Level [dBm]	AFCL [dB/m]	Field Strength [dBuV/m]	Limit [dBuV/m]	Margin [dB]
10360.00	Peak	H	-	-	-69.67	10.05	47.38	68.20	-20.82
* 15540.00	Average	H	-	-	-82.78	15.23	39.45	53.98	-14.53
* 15540.00	Peak	H	-	-	-70.81	15.23	51.42	73.98	-22.56

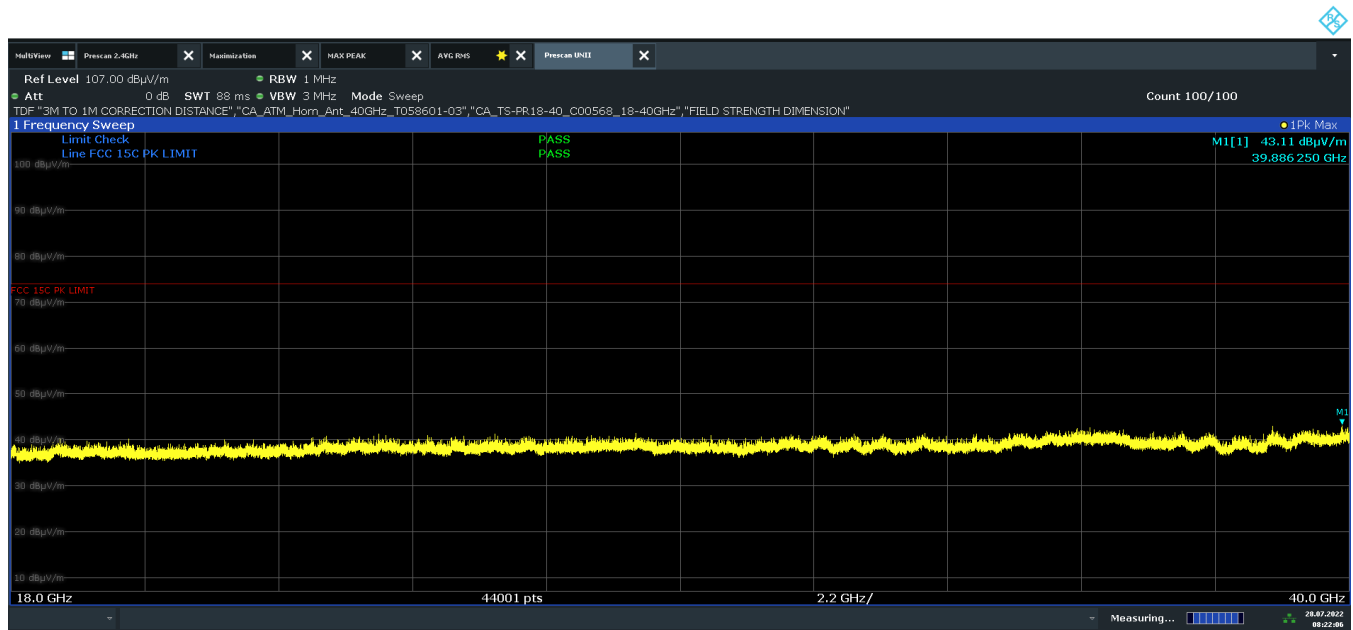
Table 7-167. Radiated Measurements SDM (RU26)

FCC ID: BCGA2435 IC: 579C-A2435		MEASUREMENT REPORT (CERTIFICATION)	Approved by: Technical Manager
Test Report S/N: 1C2205090025-20.BCG	Test Dates: 05/30/2022-09/12/2022	EUT Type: Tablet Device	Page 200 of 289

V 10.5 12/15/2021



Plot 7-446. RSE above 1GHz SDM (11ax - Ch.40 - RU26)

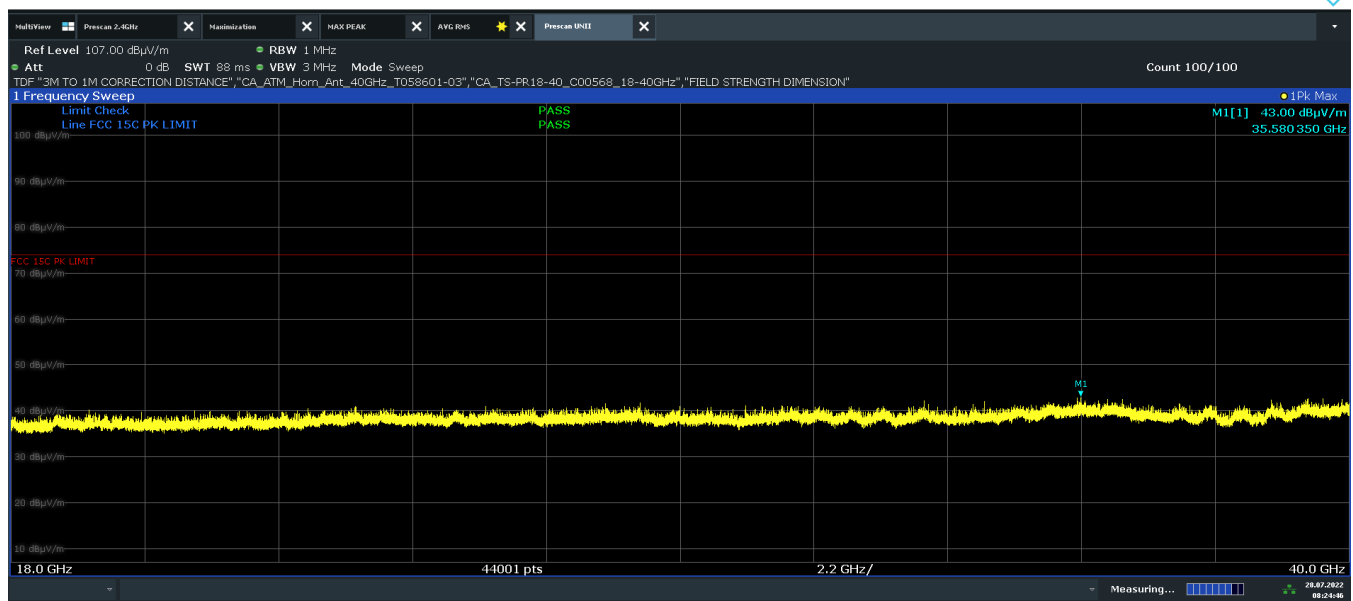


Plot 7-447. RSE 18GHz - 40 GHz SDM (11ax Ch.40 - RU26, Pol. H)

FCC ID: BCGA2435 IC: 579C-A2435		MEASUREMENT REPORT (CERTIFICATION)	Approved by: Technical Manager
Test Report S/N: 1C2205090025-20.BCG	Test Dates: 05/30/2022-09/12/2022	EUT Type: Tablet Device	Page 201 of 289

V 10.5 12/15/2021

Unless otherwise specified, no part of this report may be reproduced or utilized in any part, form or by any means, electronic or mechanical, including photocopying and microfilm, without permission in writing from Element. If you have any questions about this or have an enquiry about obtaining additional rights to this report or assembly of contents thereof, please contact ct.info@element.com.



08:24:46 28.07.2022

Plot 7-448. RSE 18 GHz - 40GHz SDM (11ax Ch.40 — RU26, Pol. V)

Mode: 802.11ax (20MHz BW)
 Data Rate: MCS11
 RU Index: 4
 Distance of Measurements: 3 Meters
 Operating Frequency: 5200MHz
 Channel: 40

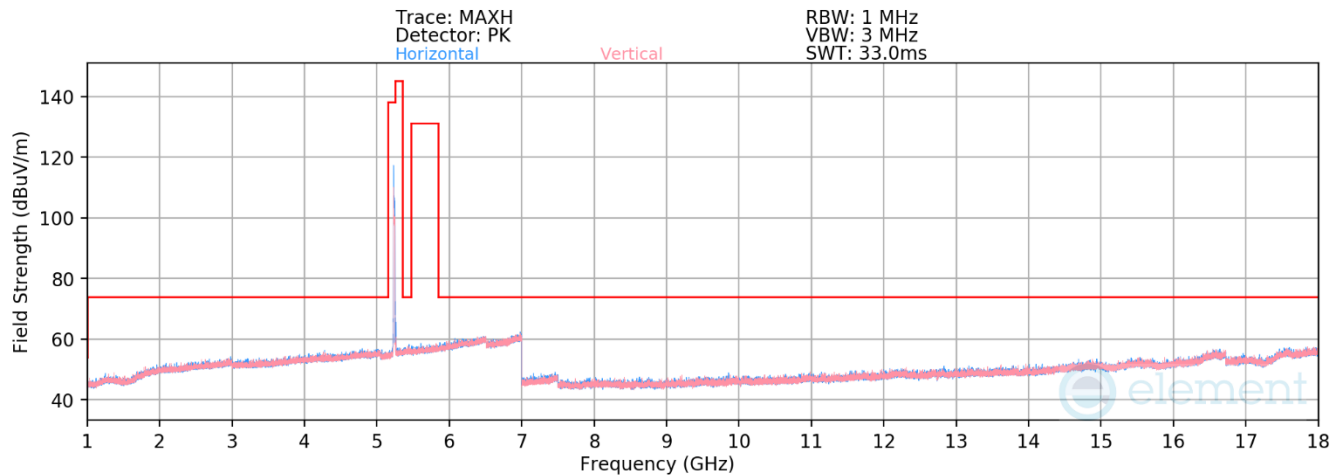
Frequency [MHz]	Detector	Ant. Pol. [H/V]	Antenna Height [cm]	Turntable Azimuth [degree]	Analyzer Level [dBm]	AFCL [dB/m]	Field Strength [dBμV/m]	Limit [dBμV/m]	Margin [dB]
10400.00	Peak	H	-	-	-69.53	9.87	47.34	68.20	-20.86
* 15600.00	Average	H	-	-	-82.69	14.80	39.11	53.98	-14.87
* 15600.00	Peak	H	-	-	-71.52	14.80	50.28	73.98	-23.70

Table 7-168. Radiated Measurements SDM (RU26)

FCC ID: BCGA2435 IC: 579C-A2435		MEASUREMENT REPORT (CERTIFICATION)	Approved by: Technical Manager
Test Report S/N: 1C2205090025-20.BCG	Test Dates: 05/30/2022-09/12/2022	EUT Type: Tablet Device	Page 202 of 289

V 10.5 12/15/2021

Unless otherwise specified, no part of this report may be reproduced or utilized in any part, form or by any means, electronic or mechanical, including photocopying and microfilm, without permission in writing from Element. If you have any questions about this or have an enquiry about obtaining additional rights to this report or assembly of contents thereof, please contact ct.info@element.com.



Plot 7-449. RSE above 1GHz SDM (11ax – Ch.48 – RU26)

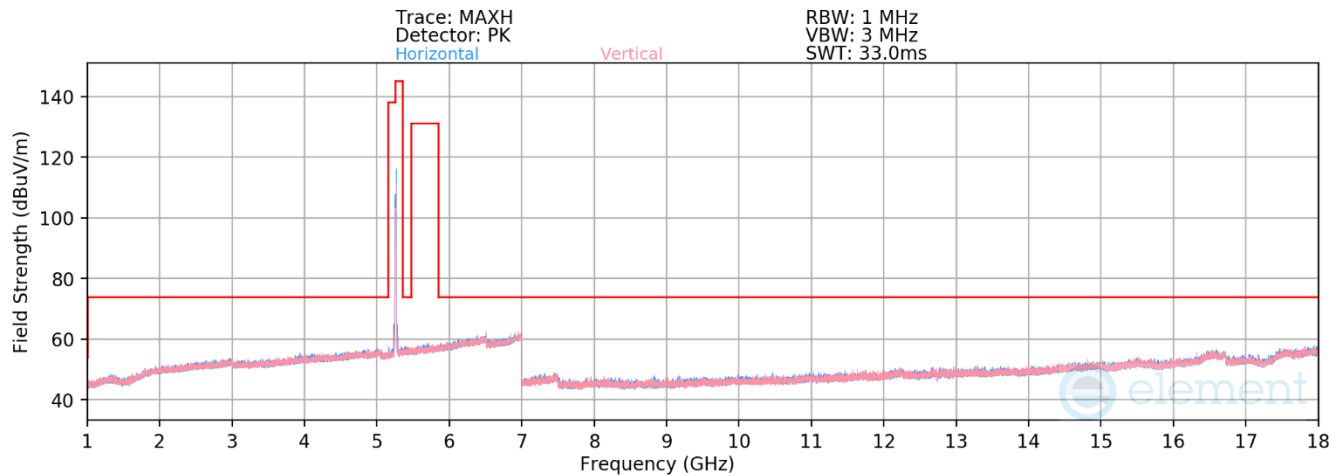
Mode: 802.11ax (20MHz BW)
Data Rate: MCS11
RU Index: 4
Distance of Measurements: 3 Meters
Operating Frequency: 5240MHz
Channel: 48

Frequency [MHz]	Detector	Ant. Pol. [H/V]	Antenna Height [cm]	Turntable Azimuth [degree]	Analyzer Level [dBm]	AFCL [dB/m]	Field Strength [dBuV/m]	Limit [dBuV/m]	Margin [dB]
10480.00	Peak	H	-	-	-70.36	10.13	46.77	68.20	-21.43
* 15720.00	Average	H	-	-	-82.32	14.34	39.02	53.98	-14.96
* 15720.00	Peak	H	-	-	-71.07	14.34	50.27	73.98	-23.71

Table 7-169. Radiated Measurements SDM (RU26)

FCC ID: BCGA2435 IC: 579C-A2435		MEASUREMENT REPORT (CERTIFICATION)	Approved by: Technical Manager
Test Report S/N: 1C2205090025-20.BCG	Test Dates: 05/30/2022-09/12/2022	EUT Type: Tablet Device	Page 203 of 289

V 10.5 12/15/2021



Plot 7-450. RSE above 1GHz SDM (11ax – Ch.52 – RU52)

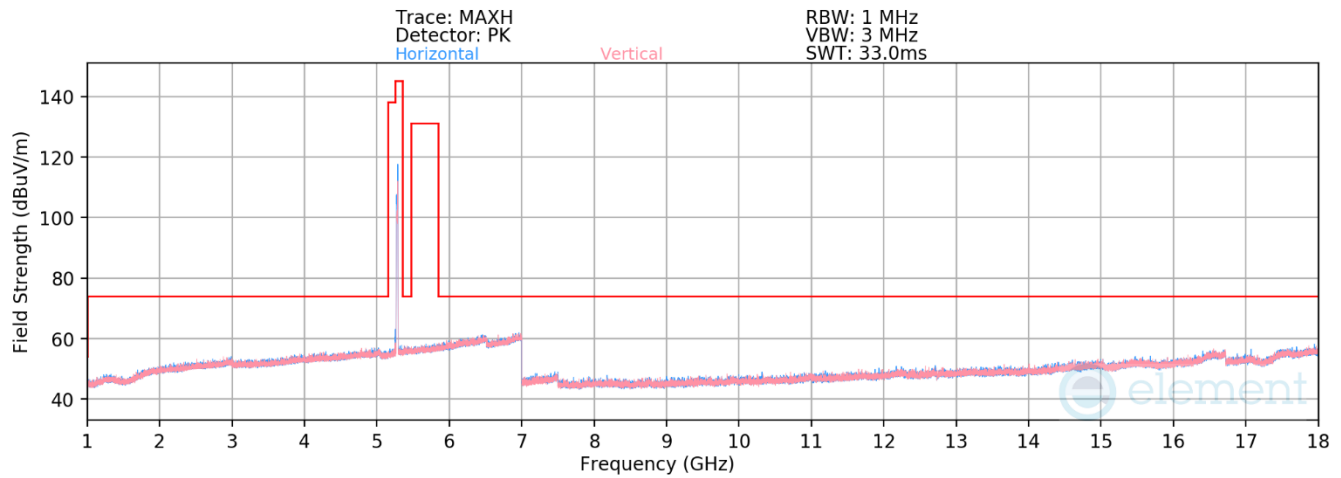
Mode: 802.11ax (20MHz BW)
Data Rate: MCS11
RU Index: 38
Distance of Measurements: 3 Meters
Operating Frequency: 5260MHz
Channel: 52

Frequency [MHz]	Detector	Ant. Pol. [H/V]	Antenna Height [cm]	Turntable Azimuth [degree]	Analyzer Level [dBm]	AFCL [dB/m]	Field Strength [dBuV/m]	Limit [dBuV/m]	Margin [dB]
10520.00	Peak	H	-	-	-69.83	10.37	47.54	68.20	-20.66
* 15780.00	Average	H	-	-	-82.34	14.19	38.85	53.98	-15.13
* 15780.00	Peak	H	-	-	-71.44	14.19	49.75	73.98	-24.23

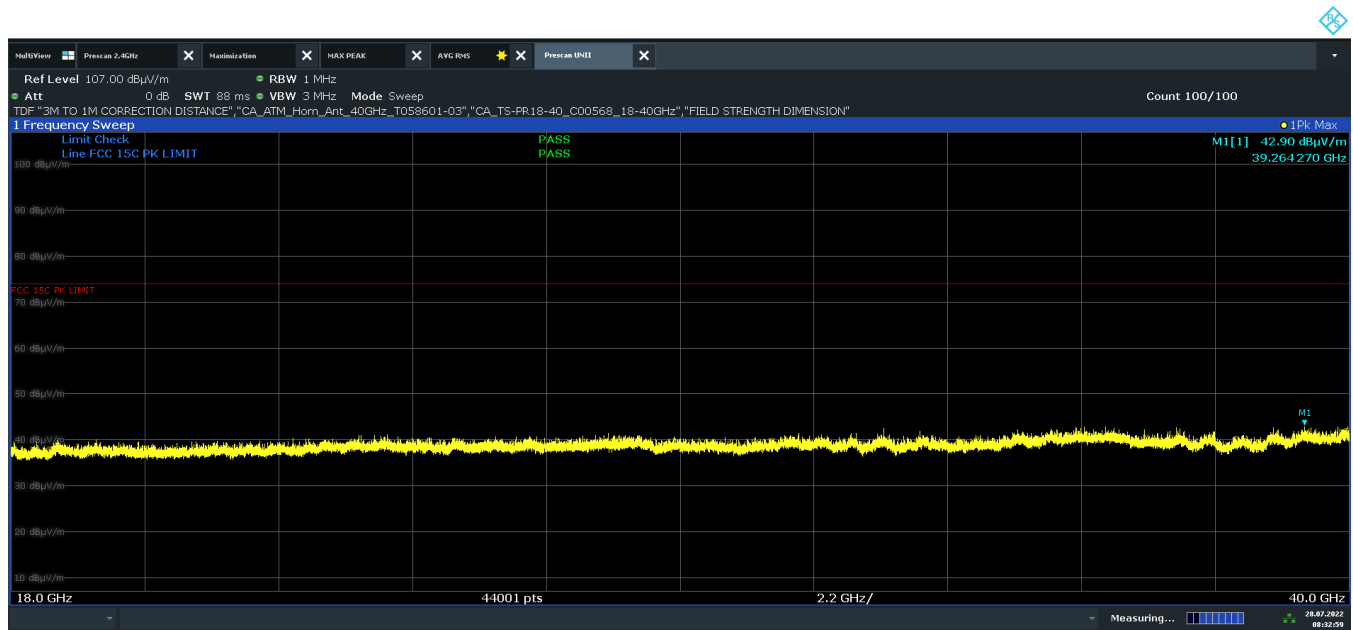
Table 7-170. Radiated Measurements SDM (RU52)

FCC ID: BCGA2435 IC: 579C-A2435		MEASUREMENT REPORT (CERTIFICATION)	Approved by: Technical Manager
Test Report S/N: 1C2205090025-20.BCG	Test Dates: 05/30/2022-09/12/2022	EUT Type: Tablet Device	Page 204 of 289

V 10.5 12/15/2021



Plot 7-451. RSE above 1GHz SDM (11ax – Ch.56 – RU52)

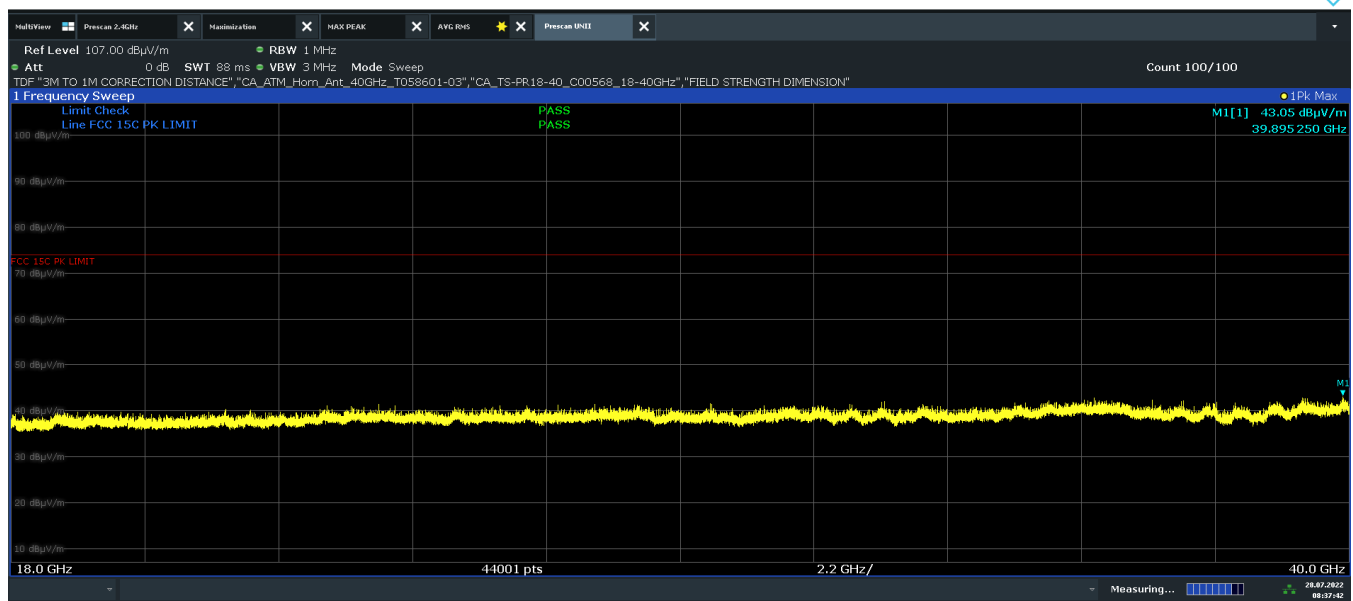


Plot 7-452. RSE 18GHz – 40 GHz SDM (11ax Ch.56 — RU52, Pol. H)

FCC ID: BCGA2435 IC: 579C-A2435		MEASUREMENT REPORT (CERTIFICATION)	Approved by: Technical Manager
Test Report S/N: 1C2205090025-20.BCG	Test Dates: 05/30/2022-09/12/2022	EUT Type: Tablet Device	Page 205 of 289

V 10.5 12/15/2021

Unless otherwise specified, no part of this report may be reproduced or utilized in any part, form or by any means, electronic or mechanical, including photocopying and microfilm, without permission in writing from Element. If you have any questions about this or have an enquiry about obtaining additional rights to this report or assembly of contents thereof, please contact ct.info@element.com.



08:37:43 28.07.2022

Plot 7-453. RSE 18 GHz - 40GHz SDM (11ax Ch.56 — RU52, Pol. V)

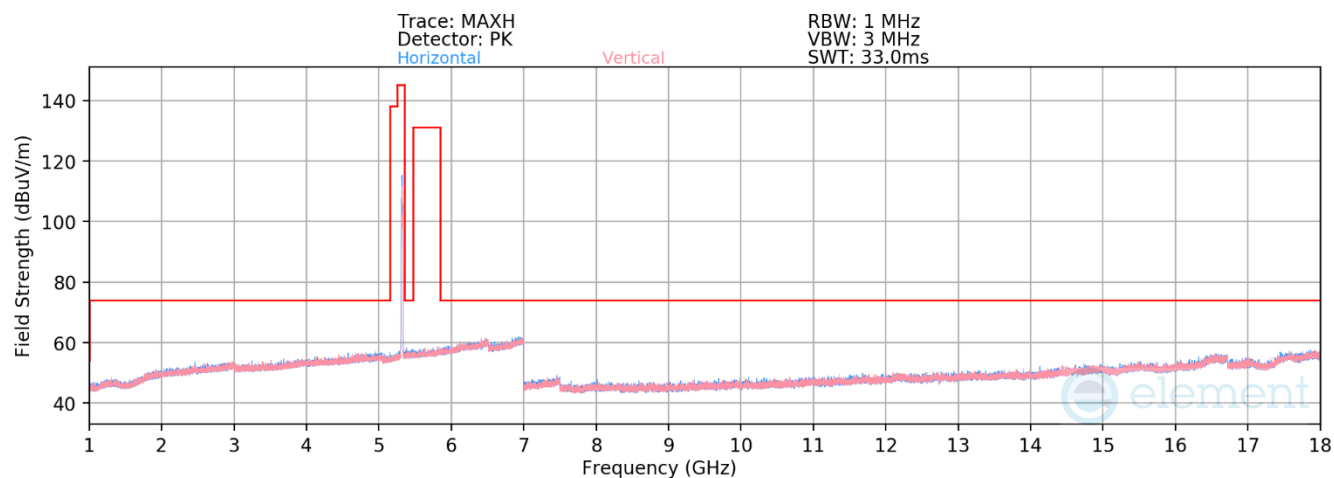
Mode: 802.11ax (20MHz BW)
 Data Rate: MCS11
 RU Index: 38
 Distance of Measurements: 3 Meters
 Operating Frequency: 5280MHz
 Channel: 56

Frequency [MHz]	Detector	Ant. Pol. [H/V]	Antenna Height [cm]	Turntable Azimuth [degree]	Analyzer Level [dBm]	AFCL [dB/m]	Field Strength [dBμV/m]	Limit [dBμV/m]	Margin [dB]
10560.00	Peak	H	-	-	-69.47	9.92	47.45	68.20	-20.75
* 15840.00	Average	H	-	-	-82.10	14.45	39.35	53.98	-14.63
* 15840.00	Peak	H	-	-	-70.56	14.45	50.89	73.98	-23.09

Table 7-171. Radiated Measurements SDM (RU52)

FCC ID: BCGA2435 IC: 579C-A2435		MEASUREMENT REPORT (CERTIFICATION)	Approved by: Technical Manager
Test Report S/N: 1C2205090025-20.BCG	Test Dates: 05/30/2022-09/12/2022	EUT Type: Tablet Device	Page 206 of 289

V 10.5 12/15/2021



Plot 7-454. RSE above 1GHz SDM (11ax – Ch.64 – RU52)

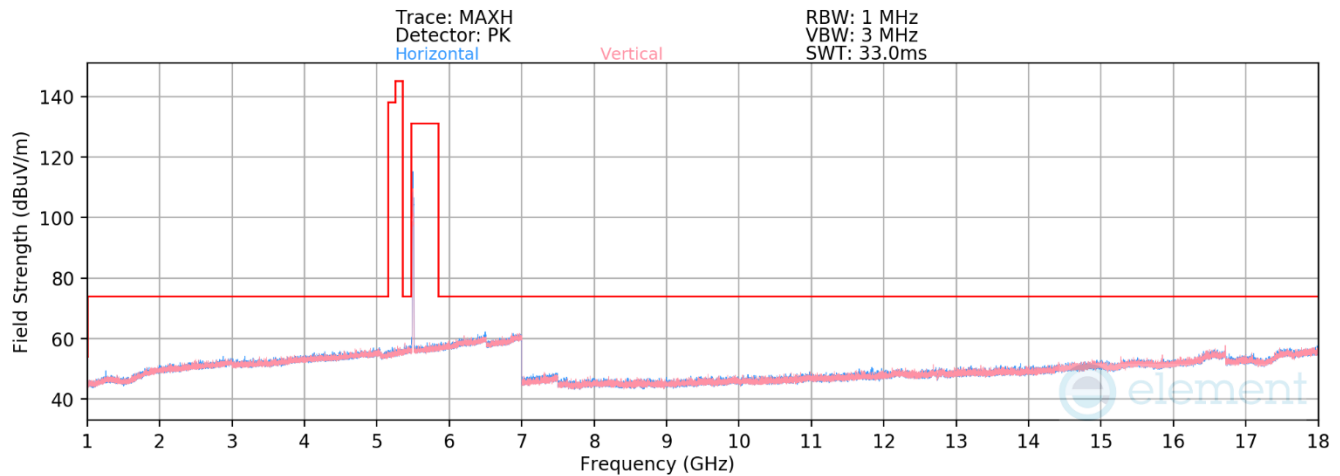
Mode: 802.11ax (20MHz BW)
Data Rate: MCS11
RU Index: 38
Distance of Measurements: 3 Meters
Operating Frequency: 5320MHz
Channel: 64

Frequency [MHz]	Detector	Ant. Pol. [H/V]	Antenna Height [cm]	Turntable Azimuth [degree]	Analyzer Level [dBm]	AFCL [dB/m]	Field Strength [dBuV/m]	Limit [dBuV/m]	Margin [dB]
* 10640.00	Average	H	-	-	-81.42	10.13	35.71	53.98	-18.27
* 10640.00	Peak	H	-	-	-69.89	10.13	47.24	73.98	-26.74
* 15960.00	Average	H	-	-	-82.17	14.94	39.77	53.98	-14.21
* 15960.00	Peak	H	-	-	-70.76	14.94	51.18	73.98	-22.80

Table 7-172. Radiated Measurements SDM (RU52)

FCC ID: BCGA2435 IC: 579C-A2435		MEASUREMENT REPORT (CERTIFICATION)	Approved by: Technical Manager
Test Report S/N: 1C2205090025-20.BCG	Test Dates: 05/30/2022-09/12/2022	EUT Type: Tablet Device	Page 207 of 289

V 10.5 12/15/2021



Plot 7-455. RSE above 1GHz CDD (11ax – Ch.100 – RU52)

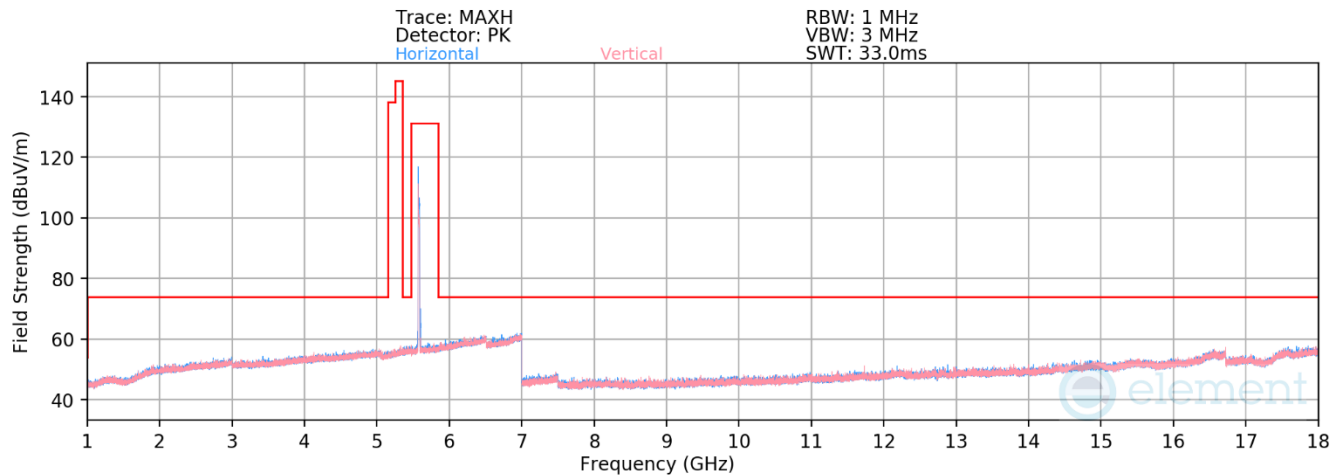
Mode: 802.11ax (20MHz BW)
Data Rate: MCS11
RU Index: 38
Distance of Measurements: 3 Meters
Operating Frequency: 5500MHz
Channel: 100

Frequency [MHz]	Detector	Ant. Pol. [H/V]	Antenna Height [cm]	Turntable Azimuth [degree]	Analyzer Level [dBm]	AFCL [dB/m]	Field Strength [dBuV/m]	Limit [dBuV/m]	Margin [dB]
* 11000.00	Average	H	-	-	-81.62	10.96	36.34	53.98	-17.64
* 11000.00	Peak	H	-	-	-70.38	10.96	47.58	73.98	-26.40
16500.00	Peak	H	-	-	-72.66	17.98	52.32	68.20	-15.88

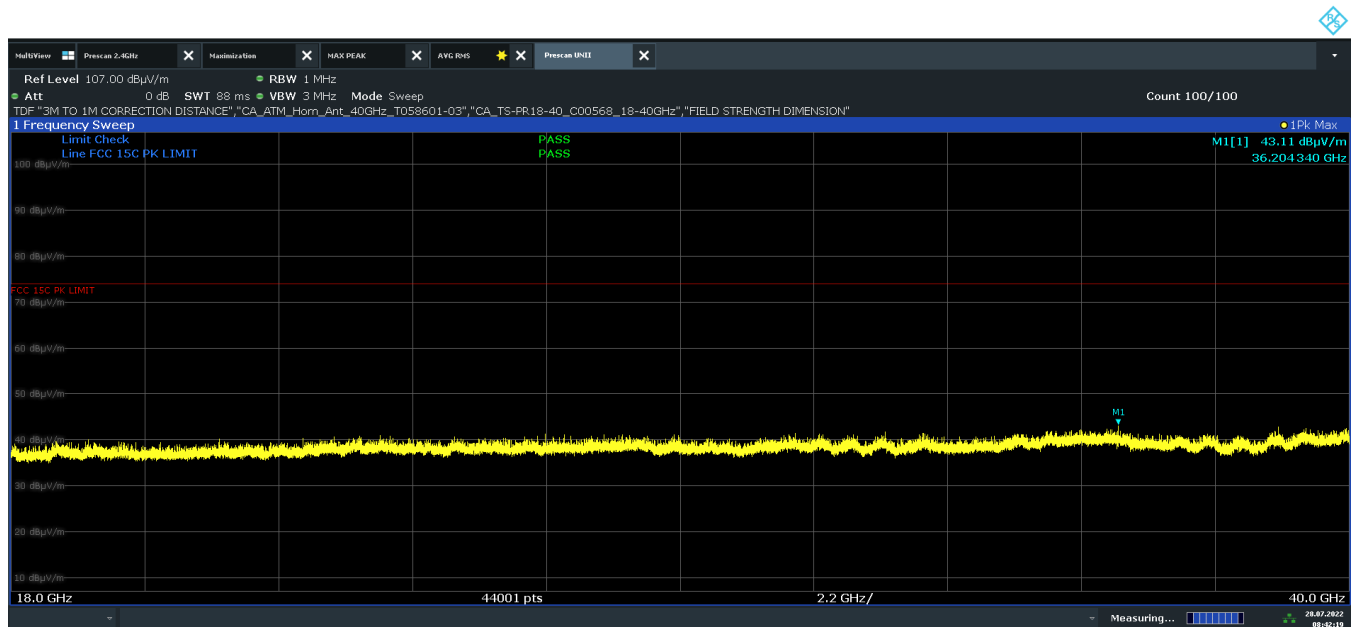
Table 7-173. Radiated Measurements CDD (RU52)

FCC ID: BCGA2435 IC: 579C-A2435		MEASUREMENT REPORT (CERTIFICATION)	Approved by: Technical Manager
Test Report S/N: 1C2205090025-20.BCG	Test Dates: 05/30/2022-09/12/2022	EUT Type: Tablet Device	Page 208 of 289

V 10.5 12/15/2021



Plot 7-456. RSE above 1GHz CDD (11ax - Ch.116 - RU52)

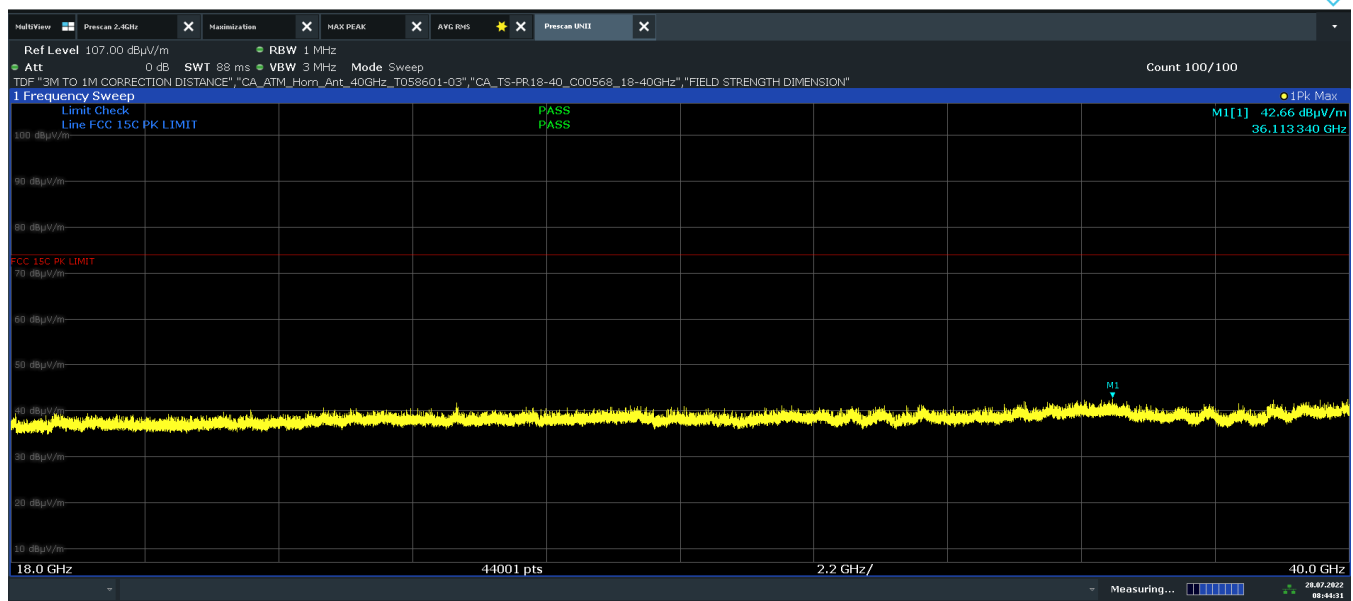


Plot 7-457. RSE 18GHz - 40 GHz CDD (11ax Ch.116 - RU52, Pol. H)

FCC ID: BCGA2435 IC: 579C-A2435		MEASUREMENT REPORT (CERTIFICATION)	Approved by: Technical Manager
Test Report S/N: 1C2205090025-20.BCG	Test Dates: 05/30/2022-09/12/2022	EUT Type: Tablet Device	Page 209 of 289

V 10.5 12/15/2021

Unless otherwise specified, no part of this report may be reproduced or utilized in any part, form or by any means, electronic or mechanical, including photocopying and microfilm, without permission in writing from Element. If you have any questions about this or have an enquiry about obtaining additional rights to this report or assembly of contents thereof, please contact ct.info@element.com.



08:44:32 28.07.2022

Plot 7-458. RSE 18 GHz - 40GHz CDD (11ax Ch.116 — RU52, Pol. V)

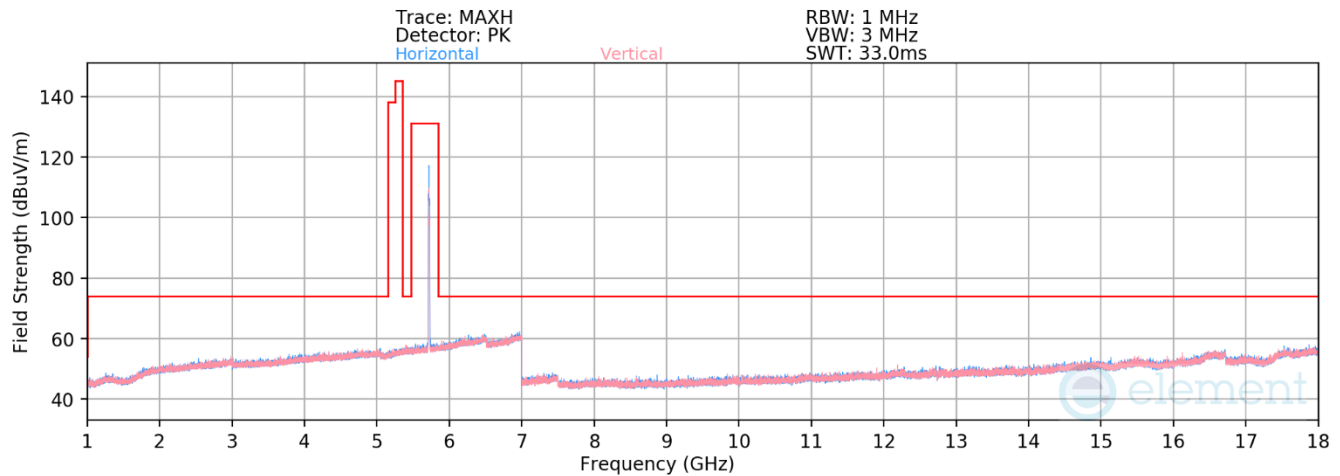
Mode: 802.11ax (20MHz BW)
 Data Rate: MCS11
 RU Index: 38
 Distance of Measurements: 3 Meters
 Operating Frequency: 5580MHz
 Channel: 116

	Frequency [MHz]	Detector	Ant. Pol. [H/V]	Antenna Height [cm]	Turntable Azimuth [degree]	Analyzer Level [dBm]	AFCL [dB/m]	Field Strength [dBμV/m]	Limit [dBμV/m]	Margin [dB]
*	11160.00	Average	H	-	-	-81.25	10.39	36.14	53.98	-17.84
*	11160.00	Peak	H	-	-	-69.75	10.39	47.64	73.98	-26.34
	16740.00	Peak	H	-	-	-71.17	17.57	53.40	68.20	-14.80

Table 7-174. Radiated Measurements CDD (RU52)

FCC ID: BCGA2435 IC: 579C-A2435		MEASUREMENT REPORT (CERTIFICATION)	Approved by: Technical Manager
Test Report S/N: 1C2205090025-20.BCG	Test Dates: 05/30/2022-09/12/2022	EUT Type: Tablet Device	Page 210 of 289

V 10.5 12/15/2021



Plot 7-459. RSE above 1GHz CDD (11ax – Ch.144 – RU52)

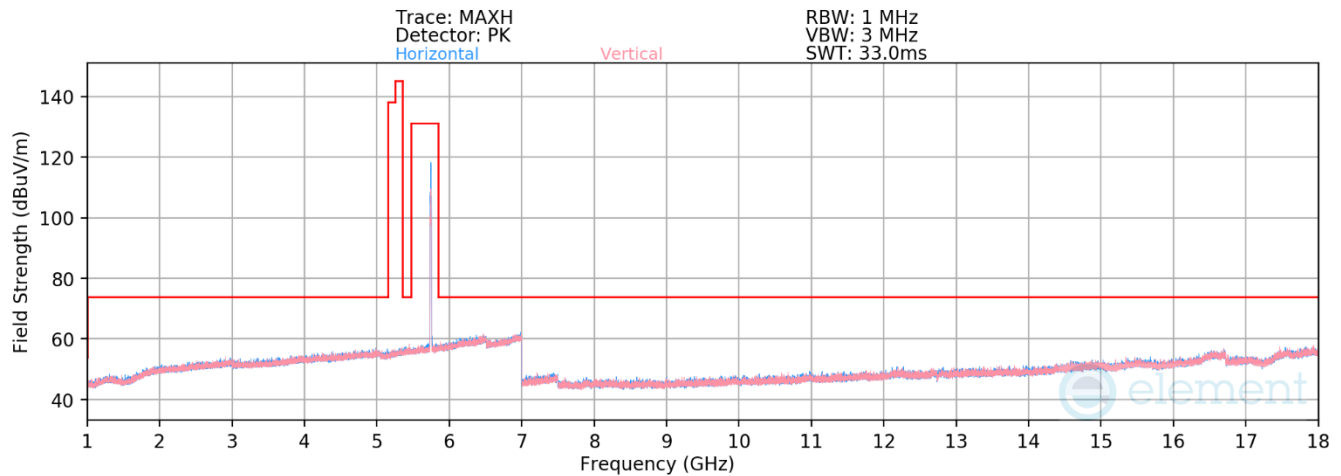
Mode: 802.11ax (20MHz BW)
Data Rate: MCS11
RU Index: 38
Distance of Measurements: 3 Meters
Operating Frequency: 5720MHz
Channel: 144

Frequency [MHz]	Detector	Ant. Pol. [H/V]	Antenna Height [cm]	Turntable Azimuth [degree]	Analyzer Level [dBm]	AFCL [dB/m]	Field Strength [dBuV/m]	Limit [dBuV/m]	Margin [dB]
* 11440.00	Average	H	-	-	-81.46	10.79	36.33	53.98	-17.65
* 11440.00	Peak	H	-	-	-69.59	10.79	48.20	73.98	-25.78
17160.00	Peak	H	-	-	-72.50	18.62	53.12	68.20	-15.08

Table 7-175. Radiated Measurements CDD (RU52)

FCC ID: BCGA2435 IC: 579C-A2435		MEASUREMENT REPORT (CERTIFICATION)	Approved by: Technical Manager
Test Report S/N: 1C2205090025-20.BCG	Test Dates: 05/30/2022-09/12/2022	EUT Type: Tablet Device	Page 211 of 289

V 10.5 12/15/2021



Plot 7-460. RSE above 1GHz CDD (11ax – Ch.149 – RU26)

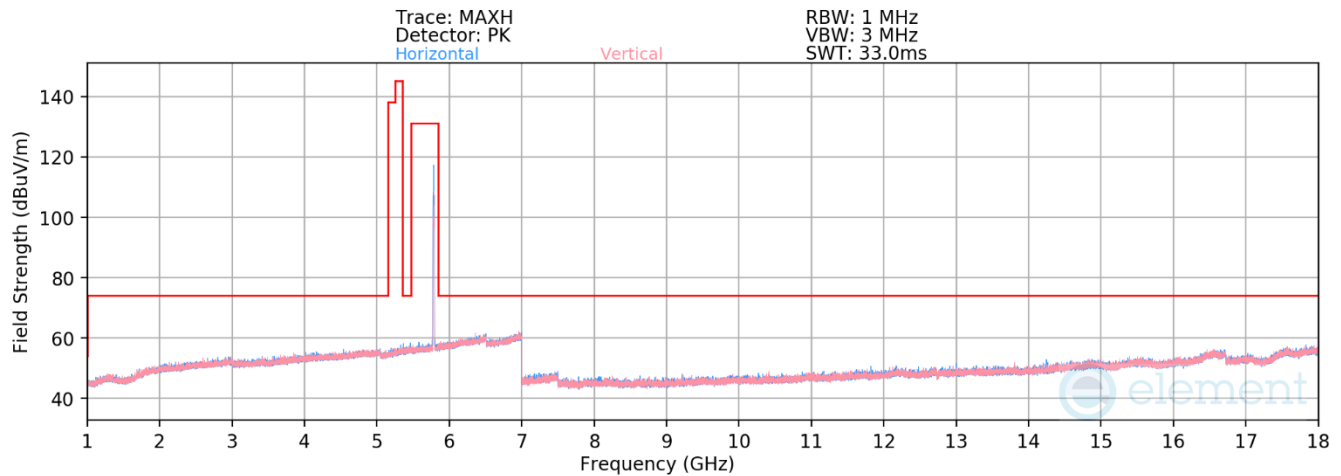
Mode: 802.11ax (20MHz BW)
Data Rate: MCS11
RU Index: 4
Distance of Measurements: 3 Meters
Operating Frequency: 5745MHz
Channel: 149

	Frequency [MHz]	Detector	Ant. Pol. [H/V]	Antenna Height [cm]	Turntable Azimuth [degree]	Analyzer Level [dBm]	AFCL [dB/m]	Field Strength [dBuV/m]	Limit [dBuV/m]	Margin [dB]
*	11490.00	Average	H	-	-	-81.57	10.82	36.25	53.98	-17.73
*	11490.00	Peak	H	-	-	-70.75	10.82	47.07	73.98	-26.91
	17235.00	Peak	H	-	-	-72.40	18.44	53.04	68.20	-15.16

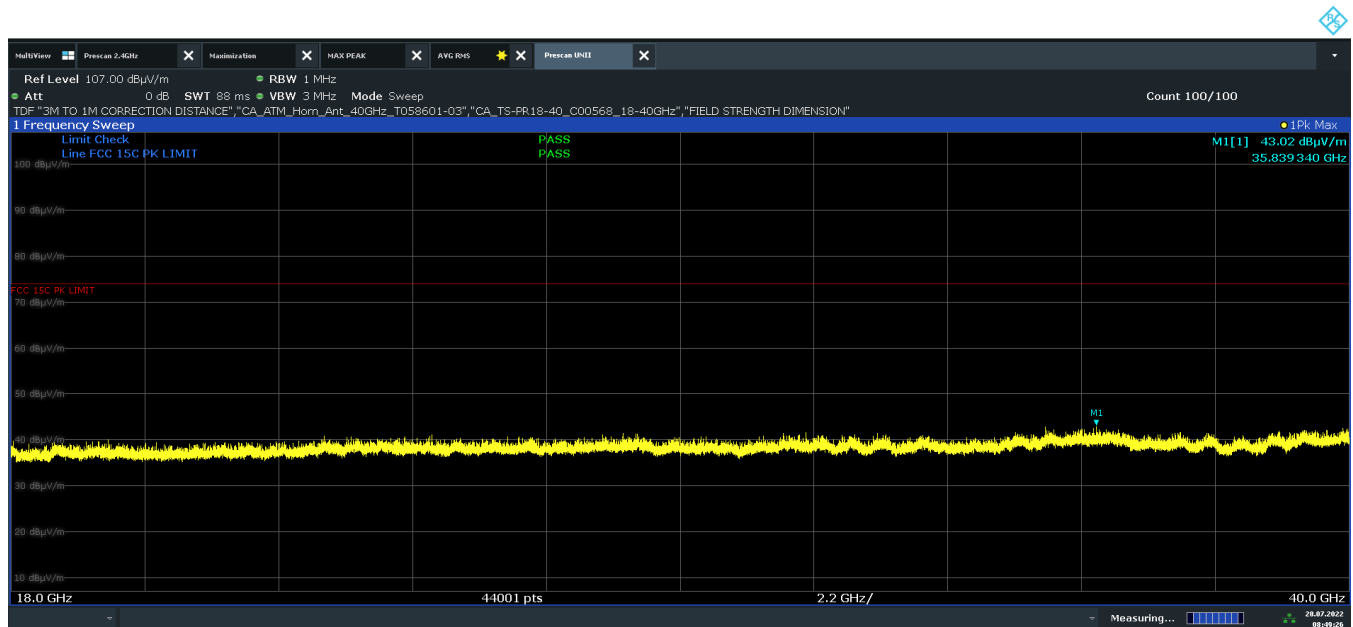
Table 7-176. Radiated Measurements CDD (RU26)

FCC ID: BCGA2435 IC: 579C-A2435		MEASUREMENT REPORT (CERTIFICATION)	Approved by: Technical Manager
Test Report S/N: 1C2205090025-20.BCG	Test Dates: 05/30/2022-09/12/2022	EUT Type: Tablet Device	Page 212 of 289

V 10.5 12/15/2021



Plot 7-461. RSE above 1GHz CDD (11ax – Ch.157 – RU26)



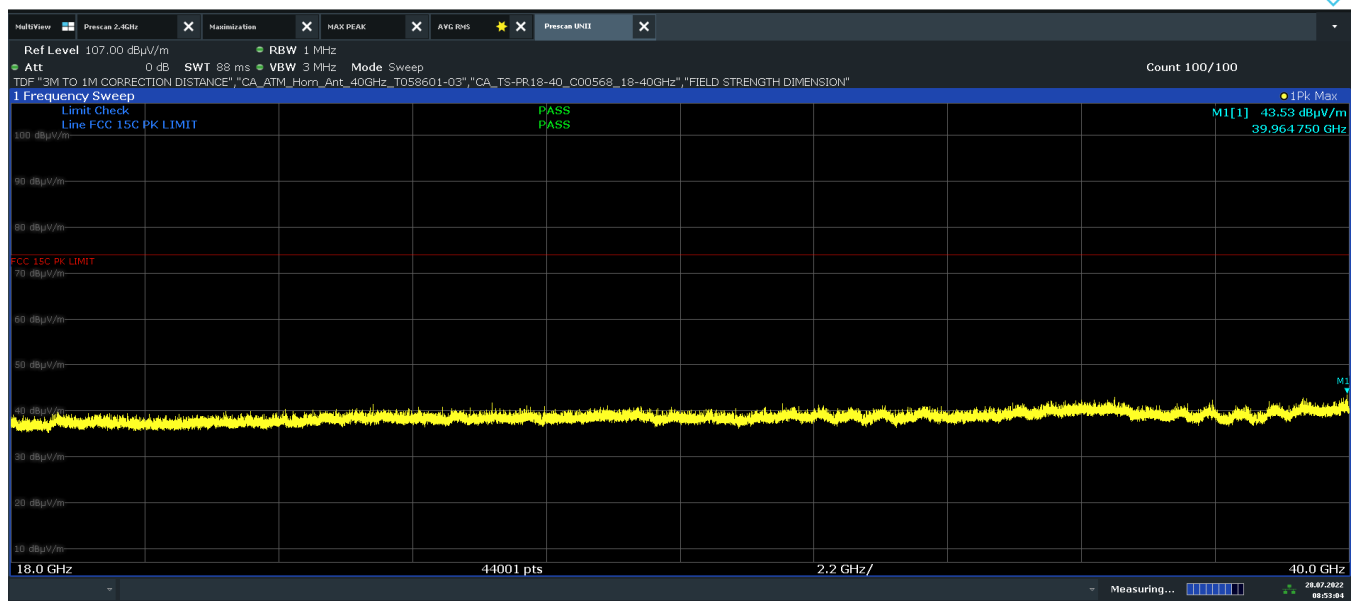
08:49:27 20.07.2022

Plot 7-462. RSE 18GHz – 40 GHz CDD (11ax Ch.157 — RU26, Pol. H)

FCC ID: BCGA2435 IC: 579C-A2435		MEASUREMENT REPORT (CERTIFICATION)	Approved by: Technical Manager
Test Report S/N: 1C2205090025-20.BCG	Test Dates: 05/30/2022-09/12/2022	EUT Type: Tablet Device	Page 213 of 289

V 10.5 12/15/2021

Unless otherwise specified, no part of this report may be reproduced or utilized in any part, form or by any means, electronic or mechanical, including photocopying and microfilm, without permission in writing from Element. If you have any questions about this or have an enquiry about obtaining additional rights to this report or assembly of contents thereof, please contact ct.info@element.com.



08:53:05 28.07.2022

Plot 7-463. RSE 18 GHz - 40GHz CDD (11ax Ch.157 — RU26, Pol. V)

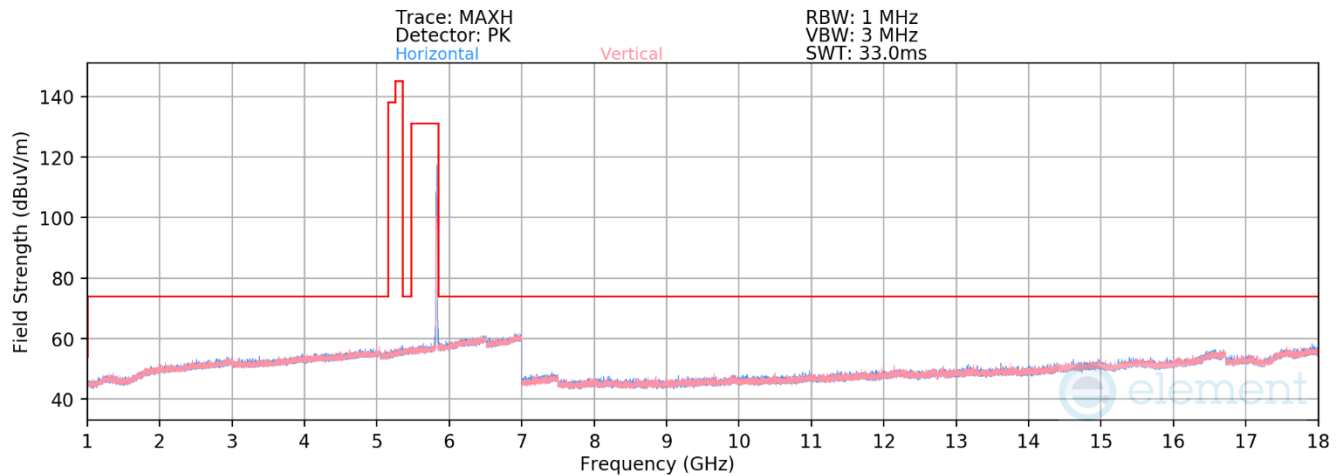
Mode: 802.11ax (20MHz BW)
 Data Rate: MCS11
 RU Index: 4
 Distance of Measurements: 3 Meters
 Operating Frequency: 5785MHz
 Channel: 157

	Frequency [MHz]	Detector	Ant. Pol. [H/V]	Antenna Height [cm]	Turntable Azimuth [degree]	Analyzer Level [dBm]	AFCL [dB/m]	Field Strength [dBμV/m]	Limit [dBμV/m]	Margin [dB]
*	11570.00	Average	H	-	-	-81.74	10.97	36.23	53.98	-17.75
*	11570.00	Peak	H	-	-	-70.52	10.97	47.45	73.98	-26.53
	17355.00	Peak	H	-	-	-73.60	19.31	52.71	68.20	-15.49

Table 7-177. Radiated Measurements CDD (RU26)

FCC ID: BCGA2435 IC: 579C-A2435		MEASUREMENT REPORT (CERTIFICATION)	Approved by: Technical Manager
Test Report S/N: 1C2205090025-20.BCG	Test Dates: 05/30/2022-09/12/2022	EUT Type: Tablet Device	Page 214 of 289

V 10.5 12/15/2021



Plot 7-464. RSE above 1GHz CDD (11ax – Ch.165 – RU26)

Mode: 802.11ax (20MHz BW)
Data Rate: MCS11
RU Index: 4
Distance of Measurements: 3 Meters
Operating Frequency: 5825MHz
Channel: 165

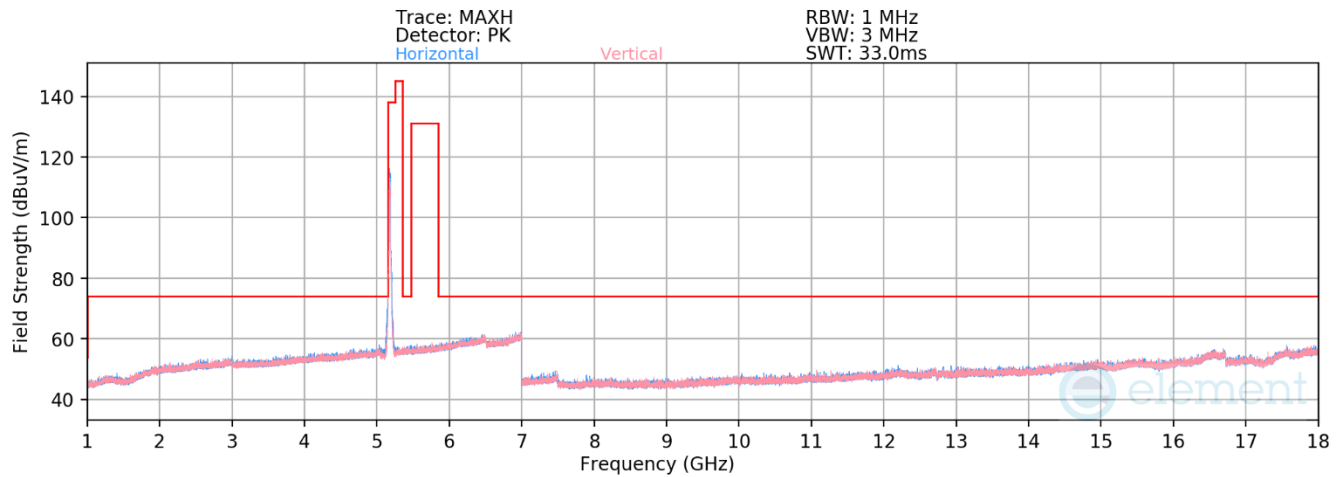
Frequency [MHz]	Detector	Ant. Pol. [H/V]	Antenna Height [cm]	Turntable Azimuth [degree]	Analyzer Level [dBm]	AFCL [dB/m]	Field Strength [dBuV/m]	Limit [dBuV/m]	Margin [dB]
* 11650.00	Average	H	-	-	-81.65	11.13	36.48	53.98	-17.50
* 11650.00	Peak	H	-	-	-69.95	11.13	48.18	73.98	-25.80
17475.00	Peak	H	-	-	-74.19	21.67	54.48	68.20	-13.72

Table 7-178. Radiated Measurements CDD (RU26)

FCC ID: BCGA2435 IC: 579C-A2435		MEASUREMENT REPORT (CERTIFICATION)	Approved by: Technical Manager
Test Report S/N: 1C2205090025-20.BCG	Test Dates: 05/30/2022-09/12/2022	EUT Type: Tablet Device	Page 215 of 289

V 10.5 12/15/2021

RU242



Plot 7-465. RSE above 1GHz CDD (11ax – Ch.36 – RU242)

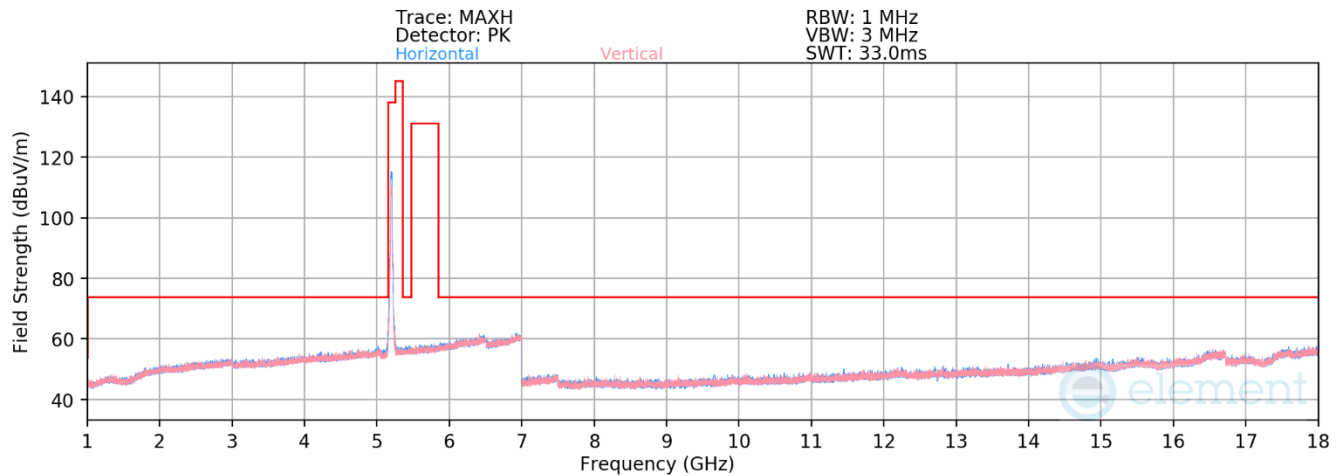
Mode:	802.11ax (20MHz BW)
Data Rate:	MCS11
RU Index:	61
Distance of Measurements:	3 Meters
Operating Frequency:	5180MHz
Channel:	36

Frequency [MHz]	Detector	Ant. Pol. [H/V]	Antenna Height [cm]	Turntable Azimuth [degree]	Analyzer Level [dBm]	AFCL [dB/m]	Field Strength [dBuV/m]	Limit [dBuV/m]	Margin [dB]
10360.00	Peak	H	-	-	-70.19	10.05	46.86	68.20	-21.34
* 15540.00	Average	H	-	-	-82.92	15.23	39.31	53.98	-14.67
* 15540.00	Peak	H	-	-	-71.71	15.23	50.52	73.98	-23.46

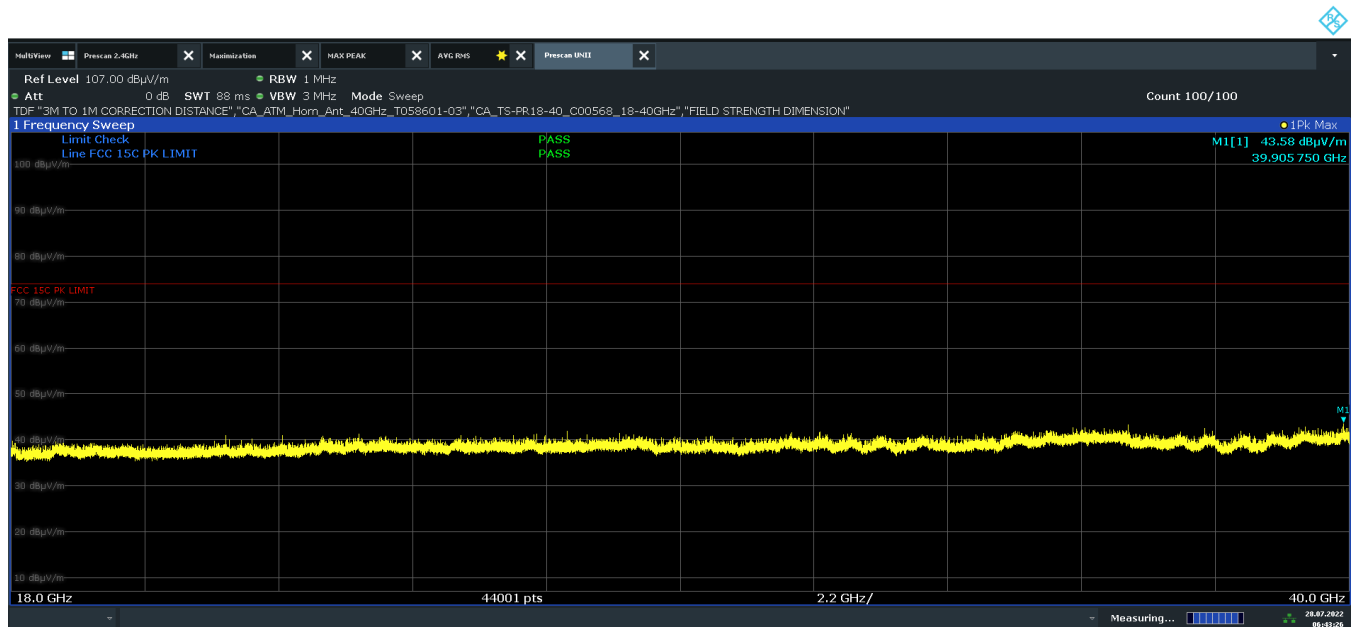
Table 7-179. Radiated Measurements CDD (RU242)

FCC ID: BCGA2435 IC: 579C-A2435		MEASUREMENT REPORT (CERTIFICATION)	Approved by: Technical Manager
Test Report S/N: 1C2205090025-20.BCG	Test Dates: 05/30/2022-09/12/2022	EUT Type: Tablet Device	Page 216 of 289

V 10.5 12/15/2021



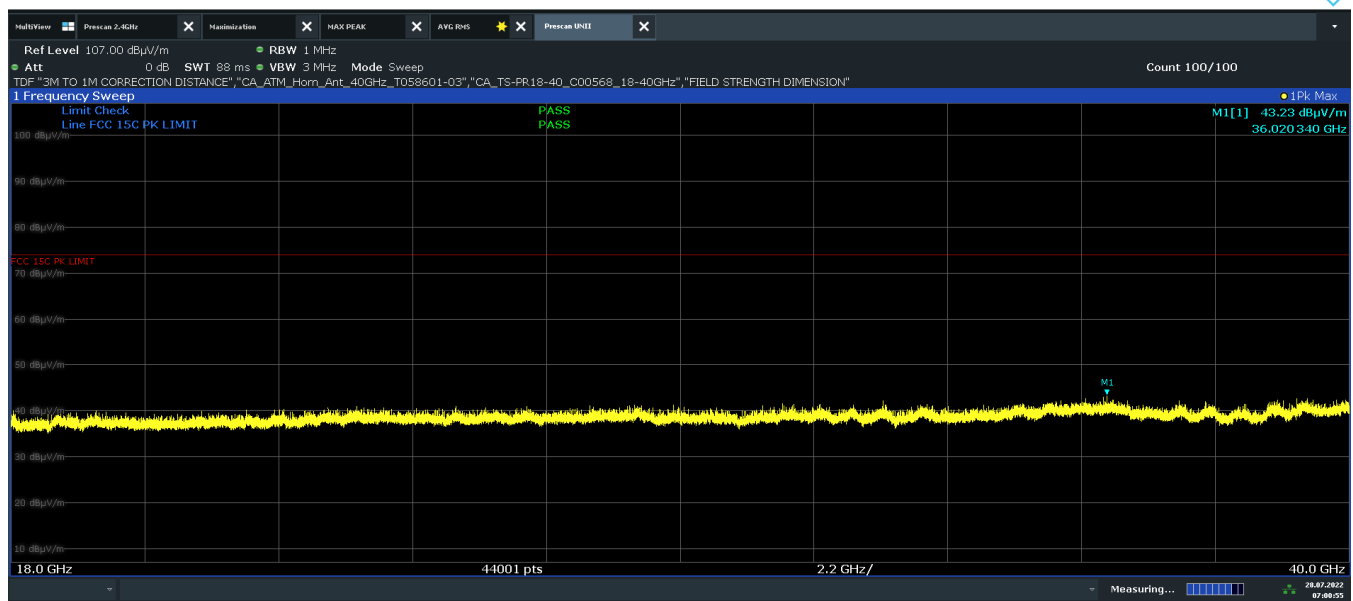
Plot 7-466. RSE above 1GHz SDM (11ax - Ch.40 - RU242)



Plot 7-467. RSE 18GHz - 40 GHz SDM (11ax Ch.40 - RU242, Pol. H)

FCC ID: BCGA2435 IC: 579C-A2435		MEASUREMENT REPORT (CERTIFICATION)	Approved by: Technical Manager
Test Report S/N: 1C2205090025-20.BCG	Test Dates: 05/30/2022-09/12/2022	EUT Type: Tablet Device	Page 217 of 289

V 10.5 12/15/2021



07:00:56 28.07.2022

Plot 7-468. RSE 18 GHz - 40GHz SDM (11ax Ch.40 — RU242, Pol. V)

Mode:	802.11ax (20MHz BW)
Data Rate:	MCS11
RU Index:	61
Distance of Measurements:	3 Meters
Operating Frequency:	5200MHz
Channel:	40

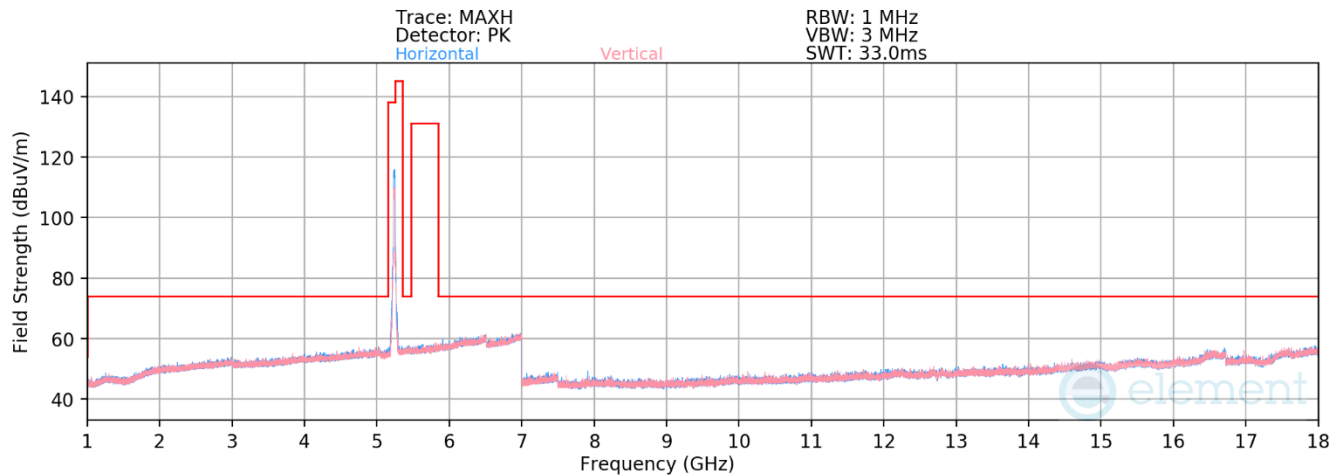
	Frequency [MHz]	Detector	Ant. Pol. [H/V]	Antenna Height [cm]	Turntable Azimuth [degree]	Analyzer Level [dBm]	AFCL [dB/m]	Field Strength [dBμV/m]	Limit [dBμV/m]	Margin [dB]
	10400.00	Peak	H	-	-	-69.11	9.87	47.76	68.20	-20.44
*	15600.00	Average	H	-	-	-82.56	14.80	39.24	53.98	-14.74
*	15600.00	Peak	H	-	-	-70.47	14.80	51.33	73.98	-22.65

Table 7-180. Radiated Measurements SDM (RU242)

FCC ID: BCGA2435 IC: 579C-A2435		MEASUREMENT REPORT (CERTIFICATION)	Approved by: Technical Manager
Test Report S/N: 1C2205090025-20.BCG	Test Dates: 05/30/2022-09/12/2022	EUT Type: Tablet Device	Page 218 of 289

V 10.5 12/15/2021

Unless otherwise specified, no part of this report may be reproduced or utilized in any part, form or by any means, electronic or mechanical, including photocopying and microfilm, without permission in writing from Element. If you have any questions about this or have an enquiry about obtaining additional rights to this report or assembly of contents thereof, please contact ct.info@element.com.



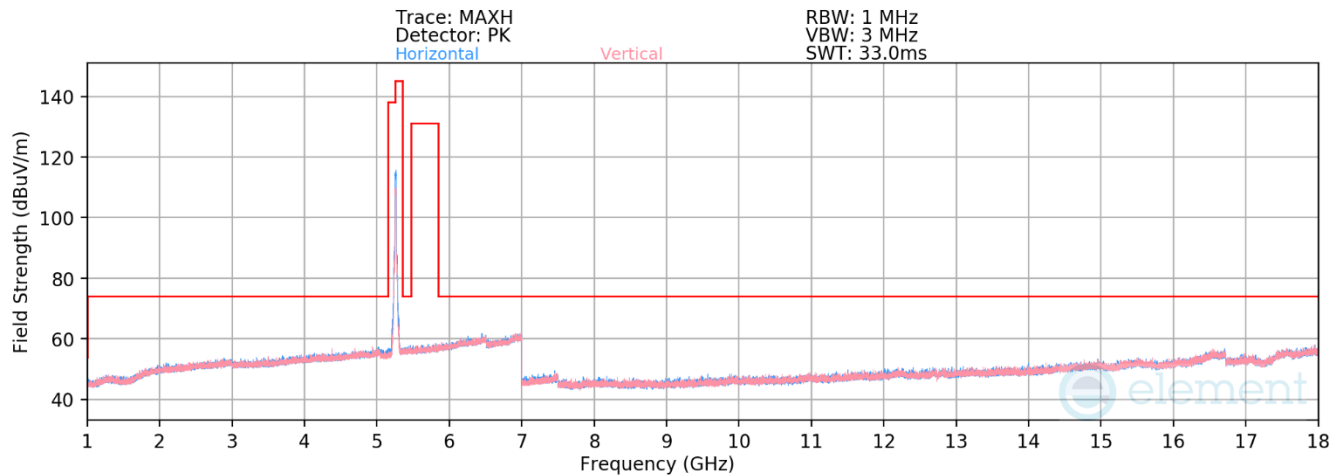
Plot 7-469. RSE above 1GHz SDM (11ax – Ch.48 – RU242)

Mode: 802.11ax (20MHz BW)
Data Rate: MCS11
RU Index: 61
Distance of Measurements: 3 Meters
Operating Frequency: 5240MHz
Channel: 48

Frequency [MHz]	Detector	Ant. Pol. [H/V]	Antenna Height [cm]	Turntable Azimuth [degree]	Analyzer Level [dBm]	AFCL [dB/m]	Field Strength [dBuV/m]	Limit [dBuV/m]	Margin [dB]
10480.00	Peak	H	-	-	-69.89	10.13	47.24	68.20	-20.96
* 15720.00	Average	H	-	-	-82.42	14.34	38.92	53.98	-15.06
* 15720.00	Peak	H	-	-	-70.90	14.34	50.44	73.98	-23.54

Table 7-181. Radiated Measurements SDM (RU242)

FCC ID: BCGA2435 IC: 579C-A2435		MEASUREMENT REPORT (CERTIFICATION)	Approved by: Technical Manager
Test Report S/N: 1C2205090025-20.BCG	Test Dates: 05/30/2022-09/12/2022	EUT Type: Tablet Device	Page 219 of 289



Plot 7-470. RSE above 1GHz SDM (11ax – Ch.52 – RU242)

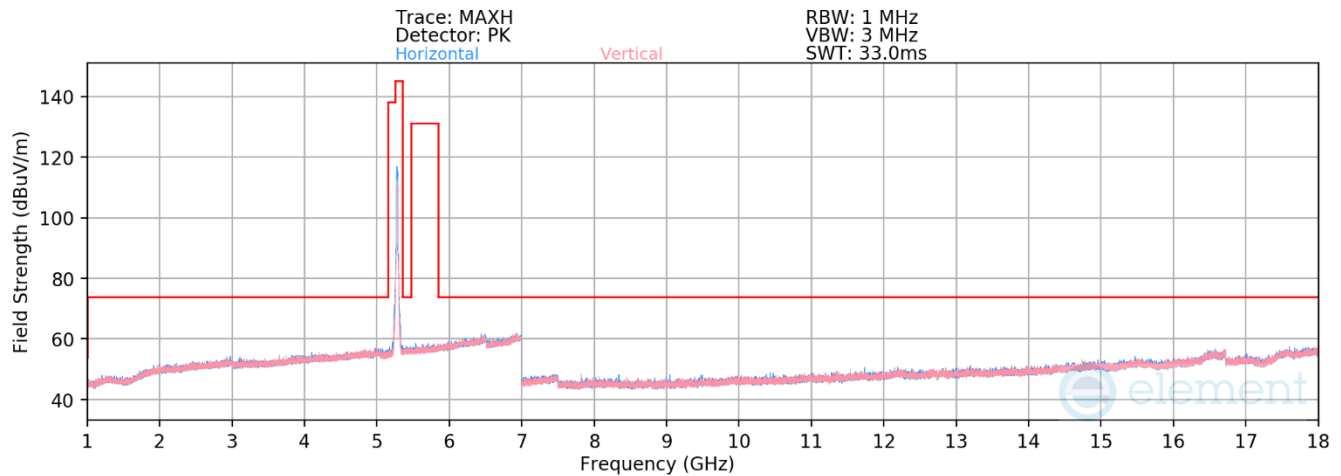
Mode: 802.11ax (20MHz BW)
Data Rate: MCS11
RU Index: 61
Distance of Measurements: 3 Meters
Operating Frequency: 5260MHz
Channel: 52

Frequency [MHz]	Detector	Ant. Pol. [H/V]	Antenna Height [cm]	Turntable Azimuth [degree]	Analyzer Level [dBm]	AFCL [dB/m]	Field Strength [dBuV/m]	Limit [dBuV/m]	Margin [dB]
10520.00	Peak	H	-	-	-70.11	10.37	47.26	68.20	-20.94
* 15780.00	Average	H	-	-	-82.45	14.19	38.74	53.98	-15.24
* 15780.00	Peak	H	-	-	-71.14	14.19	50.05	73.98	-23.93

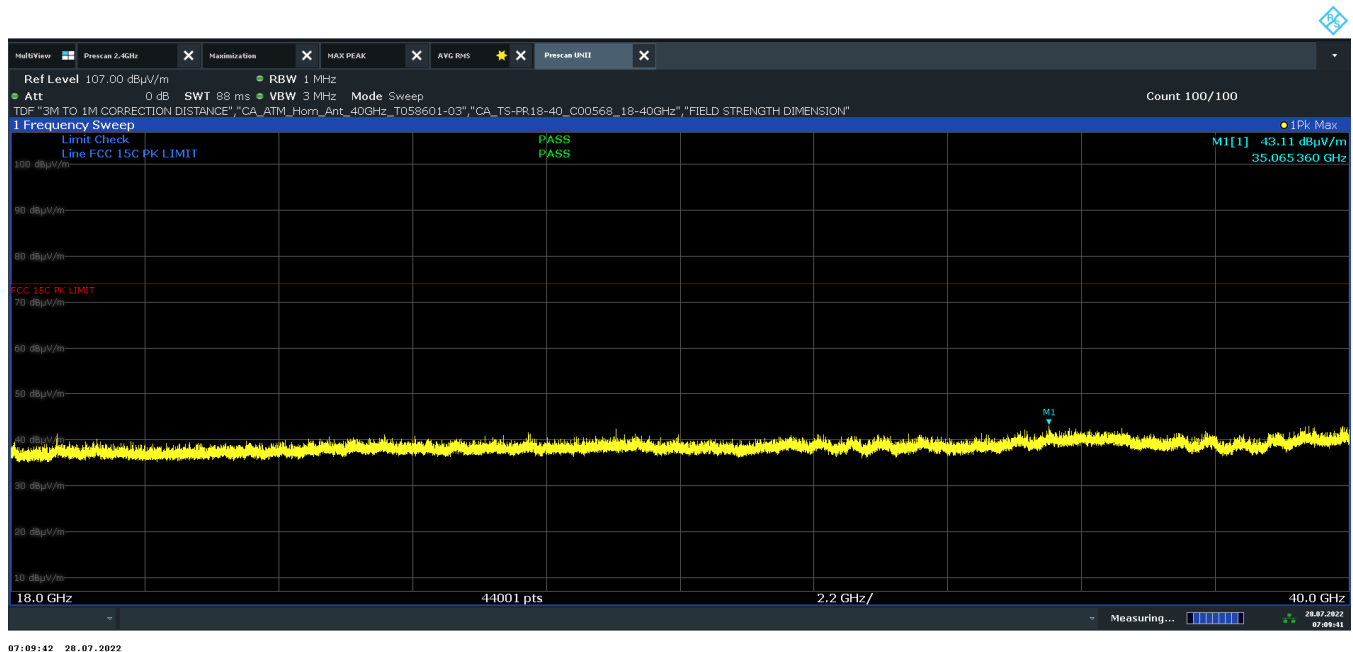
Table 7-182. Radiated Measurements SDM (RU242)

FCC ID: BCGA2435 IC: 579C-A2435		MEASUREMENT REPORT (CERTIFICATION)	Approved by: Technical Manager
Test Report S/N: 1C2205090025-20.BCG	Test Dates: 05/30/2022-09/12/2022	EUT Type: Tablet Device	Page 220 of 289

V 10.5 12/15/2021



Plot 7-471. RSE above 1GHz SDM (11ax – Ch.56 – RU242)

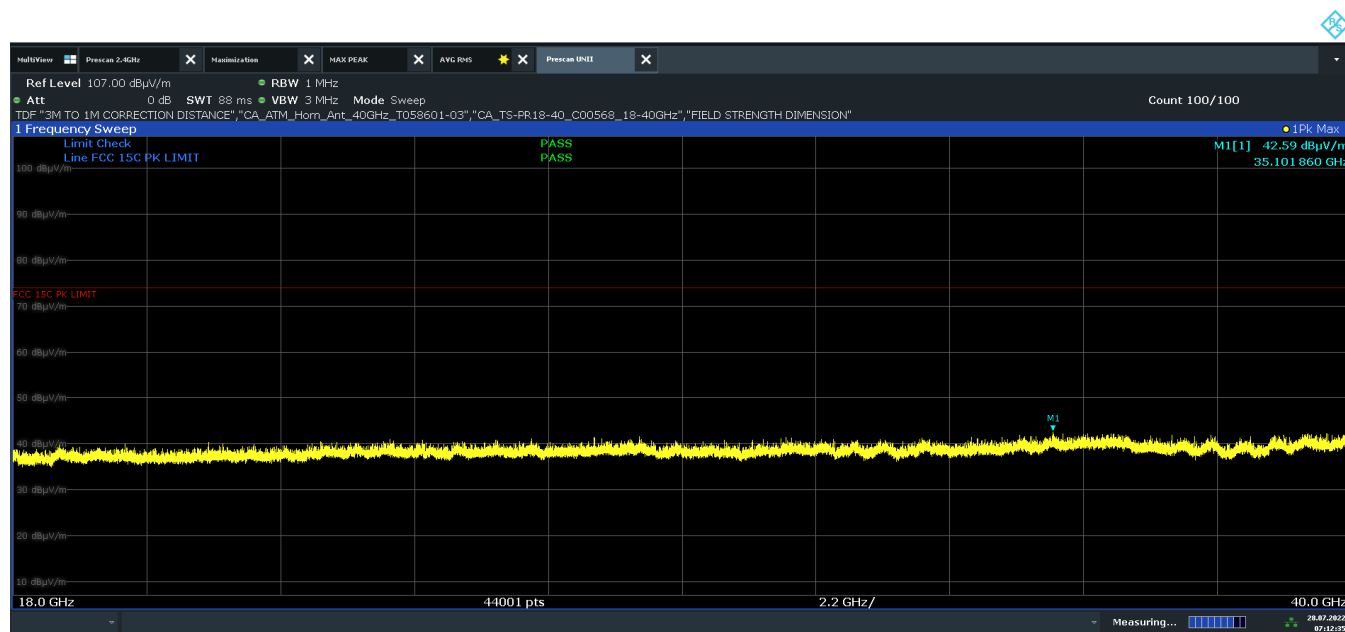


Plot 7-472. RSE 18GHz – 40 GHz SDM (11ax Ch.56 — RU242, Pol. H)

FCC ID: BCGA2435 IC: 579C-A2435		MEASUREMENT REPORT (CERTIFICATION)	Approved by: Technical Manager
Test Report S/N: 1C2205090025-20.BCG	Test Dates: 05/30/2022-09/12/2022	EUT Type: Tablet Device	Page 221 of 289

V 10.5 12/15/2021

Unless otherwise specified, no part of this report may be reproduced or utilized in any part, form or by any means, electronic or mechanical, including photocopying and microfilm, without permission in writing from Element. If you have any questions about this or have an enquiry about obtaining additional rights to this report or assembly of contents thereof, please contact ct.info@element.com.



07:12:36 28.07.2022

Plot 7-473. RSE 18 GHz - 40GHz SDM (11ax Ch.56 — RU242, Pol. V)

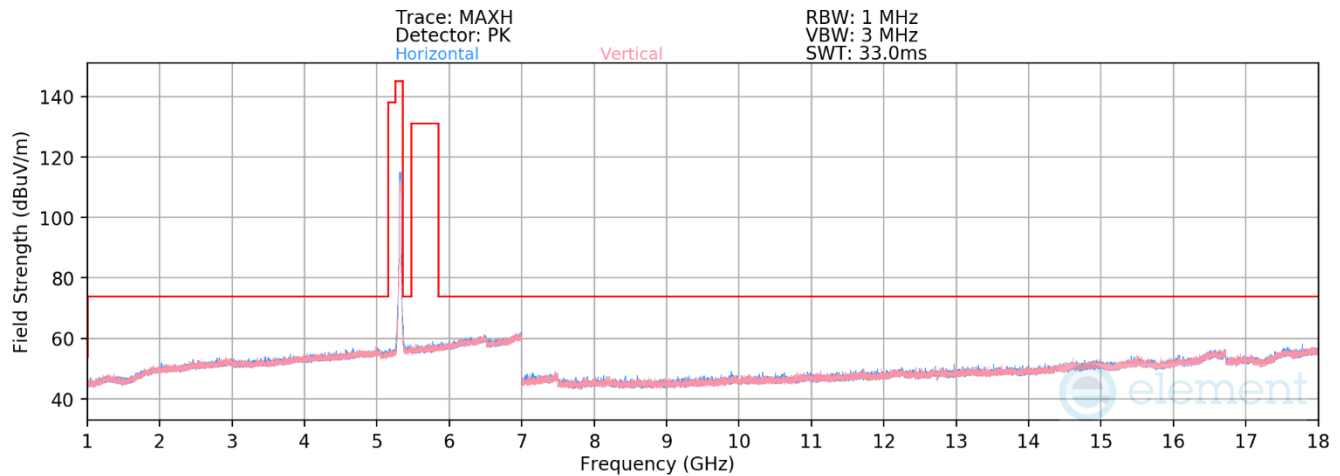
Mode: 802.11ax (20MHz BW)
 Data Rate: MCS11
 RU Index: 61
 Distance of Measurements: 3 Meters
 Operating Frequency: 5280MHz
 Channel: 56

Frequency [MHz]	Detector	Ant. Pol. [H/V]	Antenna Height [cm]	Turntable Azimuth [degree]	Analyzer Level [dBm]	AFCL [dB/m]	Field Strength [dBμV/m]	Limit [dBμV/m]	Margin [dB]
10560.00	Peak	H	-	-	-69.82	9.92	47.10	68.20	-21.10
* 15840.00	Average	H	-	-	-81.95	14.45	39.50	53.98	-14.48
* 15840.00	Peak	H	-	-	-70.80	14.45	50.65	73.98	-23.33

Table 7-183. Radiated Measurements SDM (RU242)

FCC ID: BCGA2435 IC: 579C-A2435		MEASUREMENT REPORT (CERTIFICATION)	Approved by: Technical Manager
Test Report S/N: 1C2205090025-20.BCG	Test Dates: 05/30/2022-09/12/2022	EUT Type: Tablet Device	Page 222 of 289

V 10.5 12/15/2021



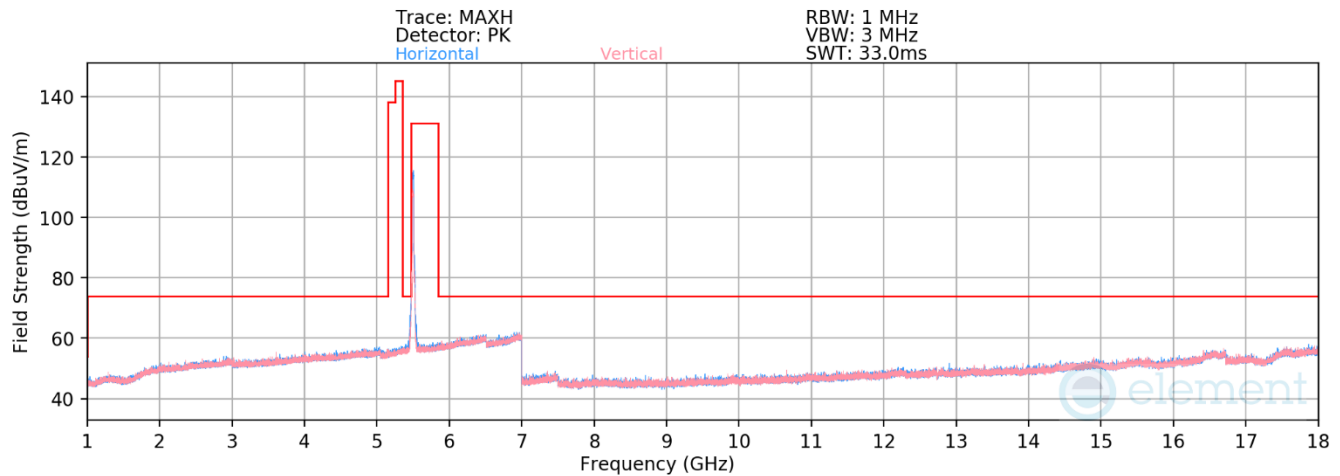
Plot 7-474. RSE above 1GHz CDD (11ax – Ch.64 – RU242)

Mode: 802.11ax (20MHz BW)
Data Rate: MCS11
RU Index: 61
Distance of Measurements: 3 Meters
Operating Frequency: 5320MHz
Channel: 64

Frequency [MHz]	Detector	Ant. Pol. [H/V]	Antenna Height [cm]	Turntable Azimuth [degree]	Analyzer Level [dBm]	AFCL [dB/m]	Field Strength [dBuV/m]	Limit [dBuV/m]	Margin [dB]
* 10640.00	Average	H	-	-	-81.56	10.13	35.57	53.98	-18.41
* 10640.00	Peak	H	-	-	-70.02	10.13	47.11	73.98	-26.87
* 15960.00	Average	H	-	-	-82.38	14.94	39.56	53.98	-14.42
* 15960.00	Peak	H	-	-	-71.11	14.94	50.83	73.98	-23.15

Table 7-184. Radiated Measurements CDD (RU242)

FCC ID: BCGA2435 IC: 579C-A2435		MEASUREMENT REPORT (CERTIFICATION)	Approved by: Technical Manager
Test Report S/N: 1C2205090025-20.BCG	Test Dates: 05/30/2022-09/12/2022	EUT Type: Tablet Device	Page 223 of 289



Plot 7-475. RSE above 1GHz CDD (11ax – Ch.100 – RU242)

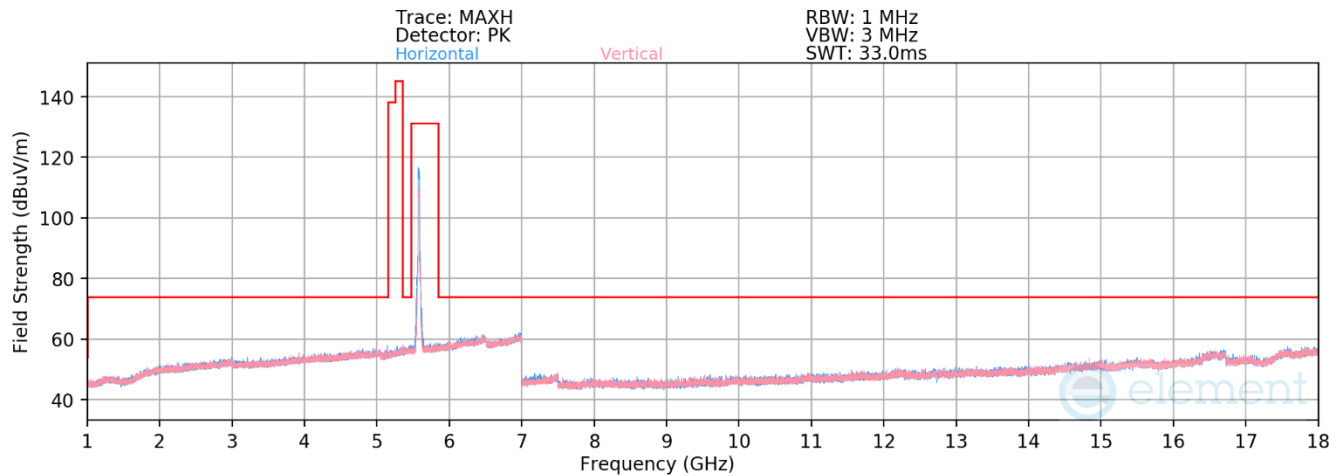
Mode: 802.11ax (20MHz BW)
Data Rate: MCS11
RU Index: 61
Distance of Measurements: 3 Meters
Operating Frequency: 5500MHz
Channel: 100

Frequency [MHz]	Detector	Ant. Pol. [H/V]	Antenna Height [cm]	Turntable Azimuth [degree]	Analyzer Level [dBm]	AFCL [dB/m]	Field Strength [dBuV/m]	Limit [dBuV/m]	Margin [dB]
* 11000.00	Average	H	-	-	-80.48	10.96	37.48	53.98	-16.50
* 11000.00	Peak	H	-	-	-68.89	10.96	49.07	73.98	-24.91
16500.00	Peak	H	-	-	-71.08	17.98	53.90	68.20	-14.30

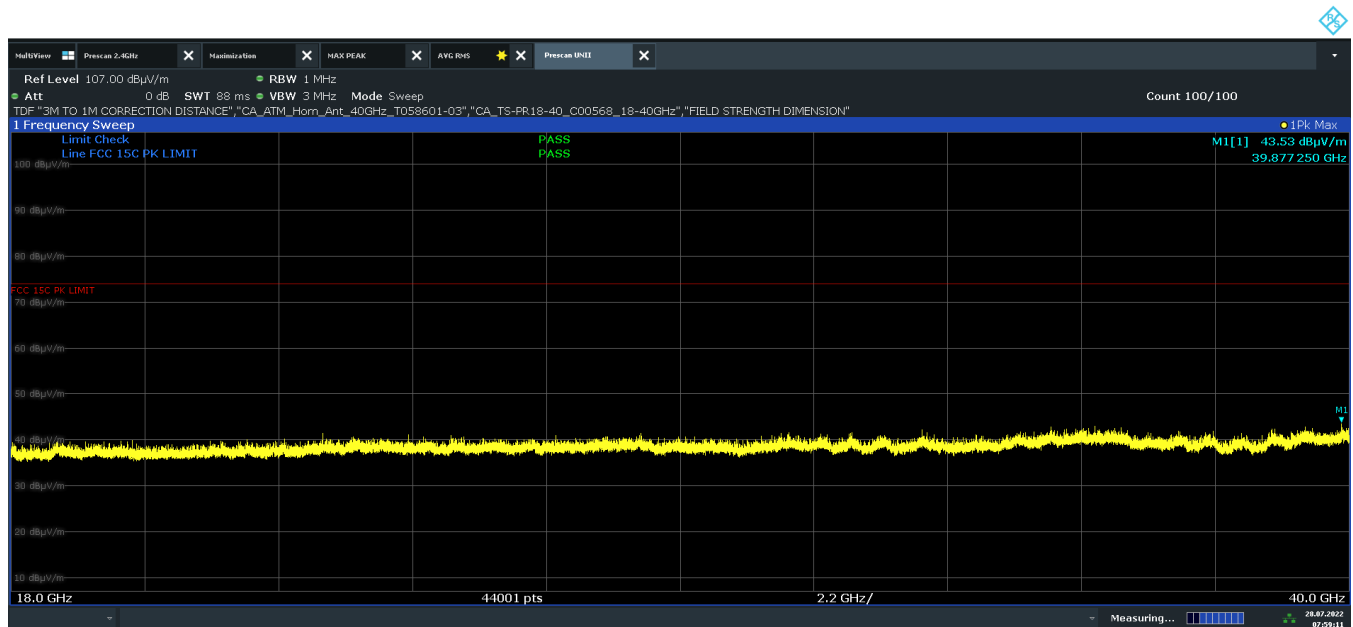
Table 7-185. Radiated Measurements CDD (RU242)

FCC ID: BCGA2435 IC: 579C-A2435		MEASUREMENT REPORT (CERTIFICATION)	Approved by: Technical Manager
Test Report S/N: 1C2205090025-20.BCG	Test Dates: 05/30/2022-09/12/2022	EUT Type: Tablet Device	Page 224 of 289

V 10.5 12/15/2021



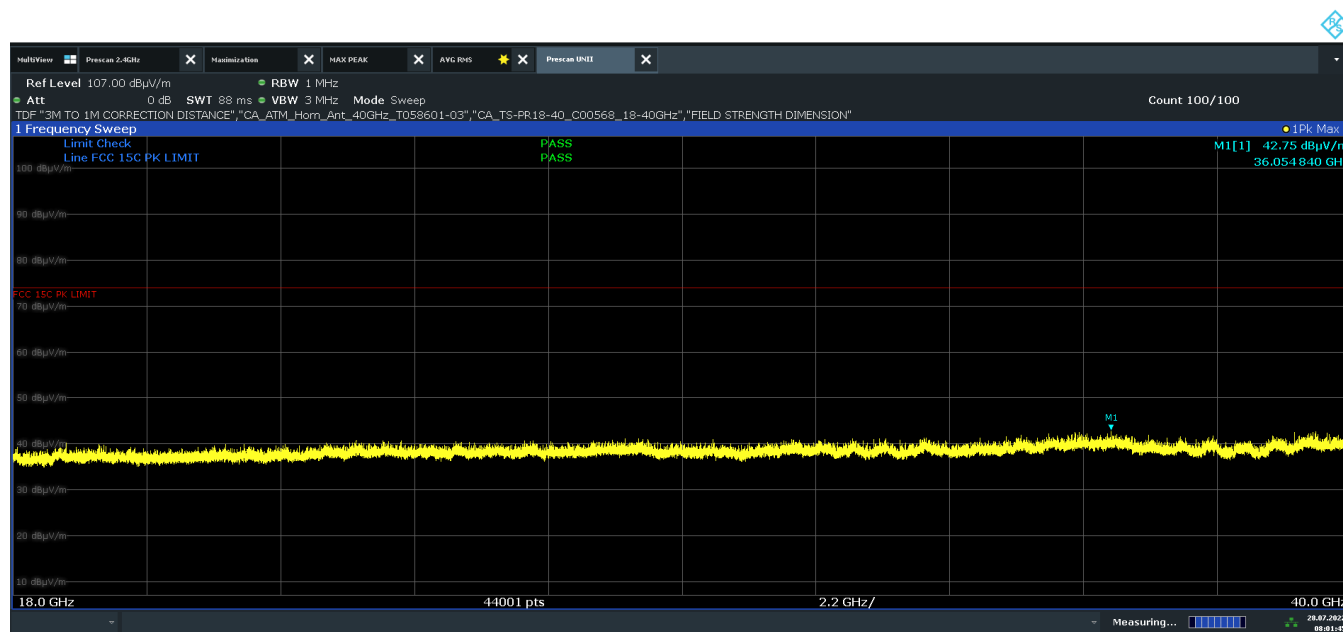
Plot 7-476. RSE above 1GHz CDD (11ax – Ch.116 – RU242)



Plot 7-477. RSE 18GHz – 40 GHz CDD (11ax Ch.116 — RU242, Pol. H)

FCC ID: BCGA2435 IC: 579C-A2435		MEASUREMENT REPORT (CERTIFICATION)	Approved by: Technical Manager
Test Report S/N: 1C2205090025-20.BCG	Test Dates: 05/30/2022-09/12/2022	EUT Type: Tablet Device	Page 225 of 289

V 10.5 12/15/2021



08:01:45 28.07.2022

Plot 7-478. RSE 18 GHz - 40GHz CDD (11ax Ch.116 — RU242, Pol. V)

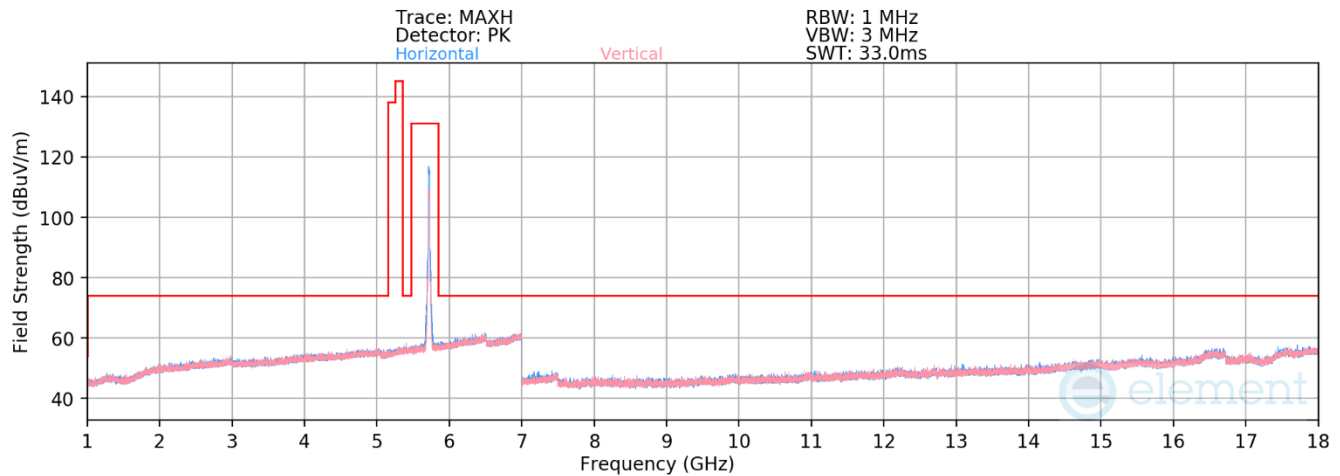
Mode: 802.11ax (20MHz BW)
 Data Rate: MCS11
 RU Index: 61
 Distance of Measurements: 3 Meters
 Operating Frequency: 5580MHz
 Channel: 116

	Frequency [MHz]	Detector	Ant. Pol. [H/V]	Antenna Height [cm]	Turntable Azimuth [degree]	Analyzer Level [dBm]	AFCL [dB/m]	Field Strength [dBμV/m]	Limit [dBμV/m]	Margin [dB]
*	11160.00	Average	H	-	-	-80.47	10.39	36.92	53.98	-17.06
*	11160.00	Peak	H	-	-	-68.95	10.39	48.44	73.98	-25.54
	16740.00	Peak	H	-	-	-70.20	17.57	54.37	68.20	-13.83

Table 7-186. Radiated Measurements CDD (RU242)

FCC ID: BCGA2435 IC: 579C-A2435		MEASUREMENT REPORT (CERTIFICATION)	Approved by: Technical Manager
Test Report S/N: 1C2205090025-20.BCG	Test Dates: 05/30/2022-09/12/2022	EUT Type: Tablet Device	Page 226 of 289

V 10.5 12/15/2021



Plot 7-479. RSE above 1GHz CDD (11ax – Ch.144 – RU242)

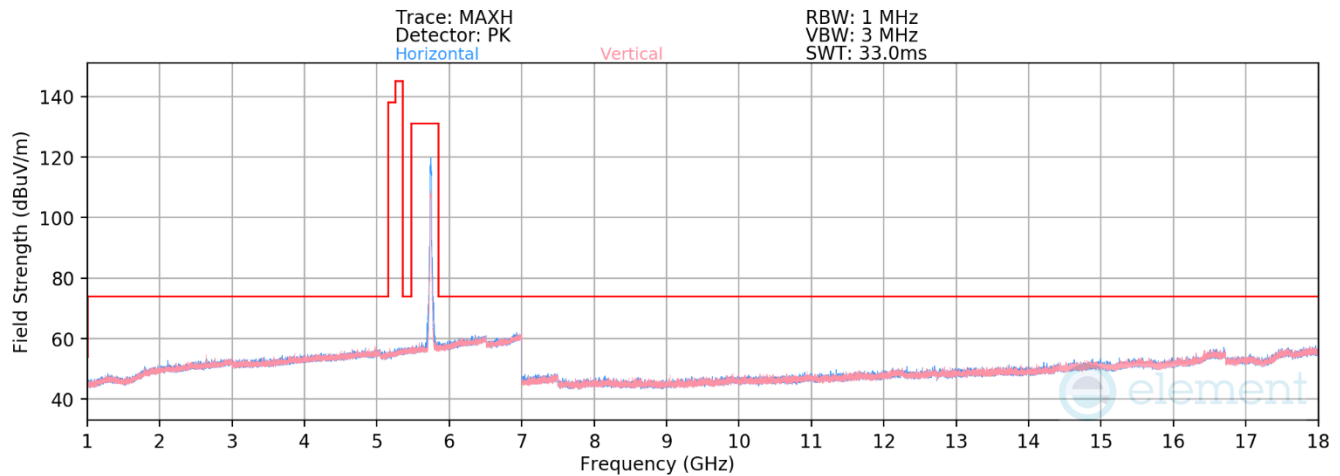
Mode:	802.11ax (20MHz BW)
Data Rate:	MCS11
RU Index:	61
Distance of Measurements:	3 Meters
Operating Frequency:	5720MHz
Channel:	144

	Frequency [MHz]	Detector	Ant. Pol. [H/V]	Antenna Height [cm]	Turntable Azimuth [degree]	Analyzer Level [dBm]	AFCL [dB/m]	Field Strength [dBμV/m]	Limit [dBμV/m]	Margin [dB]
*	11440.00	Average	H	-	-	-81.40	10.79	36.39	53.98	-17.59
*	11440.00	Peak	H	-	-	-69.33	10.79	48.46	73.98	-25.52
	17160.00	Peak	H	-	-	-72.93	18.62	52.69	68.20	-15.51

Table 7-187. Radiated Measurements CDD (RU242)

FCC ID: BCGA2435 IC: 579C-A2435		MEASUREMENT REPORT (CERTIFICATION)	Approved by: Technical Manager
Test Report S/N: 1C2205090025-20.BCG	Test Dates: 05/30/2022-09/12/2022	EUT Type: Tablet Device	Page 227 of 289

V 10.5 12/15/2021



Plot 7-480. RSE above 1GHz CDD (11ax – Ch.149 – RU242)

Mode: 802.11ax (20MHz BW)
Data Rate: MCS11
RU Index: 61
Distance of Measurements: 3 Meters
Operating Frequency: 5745MHz
Channel: 149

	Frequency [MHz]	Detector	Ant. Pol. [H/V]	Antenna Height [cm]	Turntable Azimuth [degree]	Analyzer Level [dBm]	AFCL [dB/m]	Field Strength [dBuV/m]	Limit [dBuV/m]	Margin [dB]
*	11490.00	Average	H	-	-	-81.48	10.82	36.34	53.98	-17.64
*	11490.00	Peak	H	-	-	-70.11	10.82	47.71	73.98	-26.27
	17235.00	Peak	H	-	-	-72.44	18.44	53.00	68.20	-15.20

Table 7-188. Radiated Measurements CDD (RU242)

FCC ID: BCGA2435 IC: 579C-A2435		MEASUREMENT REPORT (CERTIFICATION)	Approved by: Technical Manager
Test Report S/N: 1C2205090025-20.BCG	Test Dates: 05/30/2022-09/12/2022	EUT Type: Tablet Device	Page 228 of 289

V 10.5 12/15/2021