

MEASUREMENT REPORT

FCC PART 15.407 / ISSED RSS-247 UNII 802.11a/n/ac

Applicant Name:

Apple Inc.
One Apple Park Way
Cupertino, CA 95014
United States

Date of Testing:

05/01/2020 - 07/29/2020

Test Site/Location:

PCTEST Lab. Morgan Hill, CA, USA

Test Report Serial No.:

1C2004270034-09.BCG

FCC ID:

BCGA2429

IC:

579C-A2429

APPLICANT:

Apple Inc.

Application Type:

Certification

Model/HVIN:

A2429, A2430

EUT Type:

Tablet Device

Frequency Range:

5180 – 5825MHz

Modulation Type:

OFDM

FCC Classification:

Unlicensed National Information Infrastructure (UNII)

FCC Rule Part(s):

Part 15 Subpart E (15.407)

ISED Specification:


RSS-247 Issue 2

Test Procedure(s):

ANSI C63.10-2013, KDB 789033 D02 v02r01
KDB 662911 D01 v02r01

This equipment has been shown to be capable of compliance with the applicable technical standards as indicated in the measurement report and was tested in accordance with the measurement procedures specified in ANSI C63.10-2013 and KDB 789033 D02 v02r01. Test results reported herein relate only to the item(s) tested.

I attest to the accuracy of data. All measurements reported herein were performed by me or were made under my supervision and are correct to the best of my knowledge and belief. I assume full responsibility for the completeness of these measurements and vouch for the qualifications of all persons taking them.

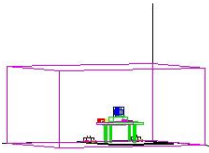

Randy Ortanez
President

| | | | |
|--|--|--|--|
| FCC ID: BCGA2429 |  PCTEST Proud to be part of element | MEASUREMENT REPORT (CERTIFICATION) | Approved by: Quality Manager |
| Test Report S/N: 1C2004270034-09.BCG | Test Dates: 05/01/2020 - 07/29/2020 | EUT Type: Tablet Device | Page 1 of 210 |

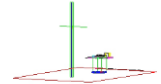
TABLE OF CONTENTS

| | | |
|--------|--|-----|
| 1.0 | INTRODUCTION | 4 |
| 1.1 | Scope | 4 |
| 1.2 | PCTEST Test Location | 4 |
| 1.3 | Test Facility / Accreditations | 4 |
| 2.0 | PRODUCT INFORMATION | 5 |
| 2.1 | Equipment Description | 5 |
| 2.2 | Device Capabilities | 5 |
| 2.3 | Antenna Description | 7 |
| 2.4 | Test Support Equipment | 7 |
| 2.5 | Test Configuration | 8 |
| 2.6 | Software and Firmware | 8 |
| 2.7 | EMI Suppression Device(s)/Modifications | 8 |
| 3.0 | DESCRIPTION OF TESTS | 9 |
| 3.1 | Evaluation Procedure | 9 |
| 3.2 | AC Line Conducted Emissions | 9 |
| 3.3 | Radiated Emissions | 10 |
| 3.4 | Environmental Conditions | 10 |
| 4.0 | ANTENNA REQUIREMENTS | 11 |
| 5.0 | MEASUREMENT UNCERTAINTY | 12 |
| 6.0 | TEST EQUIPMENT CALIBRATION DATA | 13 |
| 7.0 | TEST RESULTS | 14 |
| 7.1 | Summary | 14 |
| 7.2 | 26dB Bandwidth Measurement – 802.11a/n/ac | 15 |
| 7.3 | 6dB Bandwidth Measurement – 802.11a/n/ac | 38 |
| 7.4 | Conducted Output Power and Max EIRP Measurement – 802.11a/n/ac | 47 |
| 7.5 | Maximum Power Spectral Density – 802.11a/n/ac | 55 |
| 7.6 | Radiated Spurious Emissions – Above 1GHz | 123 |
| 7.6.1 | SISO Core-0 Radiated Spurious Emission Measurements | 126 |
| 7.6.2 | SISO Core-1 Radiated Spurious Emission Measurements | 130 |
| 7.6.3 | CDD/SDM Radiated Spurious Emission Measurements | 134 |
| 7.6.4 | Simultaneous Tx Radiated Spurious Emissions Measurements | 157 |
| 7.6.5 | SISO Core-0 Radiated Band Edge Measurements (20MHz BW) | 159 |
| 7.6.6 | SISO Core-0 Radiated Band Edge Measurements (40MHz BW) | 165 |
| 7.6.7 | SISO Core-0 Radiated Band Edge Measurements (80MHz BW) | 170 |
| 7.6.8 | SISO Core-1 Radiated Band Edge Measurements (20MHz BW) | 173 |
| 7.6.9 | SISO Core-1 Radiated Band Edge Measurements (40MHz BW) | 179 |
| 7.6.10 | SISO Core-1 Radiated Band Edge Measurements (80MHz BW) | 184 |
| 7.6.11 | CDD/SDM Radiated Band Edge Measurements (20MHz BW) | 187 |
| 7.6.12 | CDD/SDM Radiated Band Edge Measurements (40MHz BW) | 193 |
| 7.6.13 | CDD/SDM Radiated Band Edge Measurements (80MHz BW) | 198 |
| 7.7 | Radiated Spurious Emissions – Below 1GHz | 201 |
| 7.8 | AC Line-Conducted Emissions Measurement | 206 |
| 8.0 | CONCLUSION | 210 |

| | | | |
|---|--|---------------------------------------|---------------------------------|
| FCC ID: BCGA2429 |  PCTEST Proud to be part of  | MEASUREMENT REPORT (CERTIFICATION) | Approved by: Quality Manager |
| Test Report S/N: 1C2004270034-09.BCG | Test Dates: 05/01/2020 - 07/29/2020 | EUT Type: Tablet Device | Page 2 of 210 |



MEASUREMENT REPORT



| UNII Band | Channel Bandwidth (MHz) | Tx Frequency (MHz) | SISO | | | | CDD | | | | | |
|-----------|-------------------------|--------------------|-----------------|------------------|-----------------|------------------|-----------------|------------------|-----------------|------------------|-----------------|------------------|
| | | | Core 0 | | Core 1 | | Core 0 | | Core 1 | | Summed | |
| | | | Max. Power (mW) | Max. Power (dBm) | Max. Power (mW) | Max. Power (dBm) | Max. Power (mW) | Max. Power (dBm) | Max. Power (mW) | Max. Power (dBm) | Max. Power (mW) | Max. Power (dBm) |
| 1 | 20 | 5180 - 5240 | 44.668 | 16.50 | 41.687 | 16.20 | 44.668 | 16.50 | 40.551 | 16.08 | 85.310 | 19.31 |
| 2A | | 5260 - 5320 | 50.119 | 17.00 | 46.881 | 16.71 | 50.119 | 17.00 | 46.989 | 16.72 | 96.605 | 19.85 |
| 2C | | 5500 - 5720 | 56.234 | 17.50 | 52.845 | 17.23 | 56.105 | 17.49 | 53.088 | 17.25 | 109.144 | 20.38 |
| 3 | | 5745 - 5825 | 42.170 | 16.25 | 44.463 | 16.48 | 41.976 | 16.23 | 44.668 | 16.50 | 86.696 | 19.38 |
| 1 | 40 | 5190 - 5230 | 43.152 | 16.35 | 42.170 | 16.25 | 44.157 | 16.45 | 42.170 | 16.25 | 86.298 | 19.36 |
| 2A | | 5270 - 5310 | 50.119 | 17.00 | 46.452 | 16.67 | 38.019 | 15.80 | 38.726 | 15.88 | 76.736 | 18.85 |
| 2C | | 5510 - 5710 | 56.234 | 17.50 | 53.088 | 17.25 | 55.081 | 17.41 | 52.481 | 17.20 | 107.647 | 20.32 |
| 3 | | 5755 - 5795 | 42.170 | 16.25 | 44.361 | 16.47 | 41.976 | 16.23 | 44.668 | 16.50 | 86.696 | 19.38 |
| 1 | 80 | 5210 | 14.093 | 11.49 | 13.868 | 11.42 | 10.000 | 10.00 | 9.954 | 9.98 | 19.953 | 13.00 |
| 2A | | 5290 | 15.417 | 11.88 | 15.596 | 11.93 | 11.194 | 10.49 | 11.041 | 10.43 | 22.233 | 13.47 |
| 2C | | 5530 - 5690 | 55.335 | 17.43 | 52.966 | 17.24 | 56.234 | 17.50 | 52.723 | 17.22 | 108.893 | 20.37 |
| 3 | | 5775 | 30.549 | 14.85 | 30.761 | 14.88 | 24.547 | 13.90 | 24.044 | 13.81 | 48.641 | 16.87 |

FCC EUT Overview

| UNII Band | Channel Bandwidth (MHz) | Tx Frequency (MHz) | SISO | | | | CDD | | | | | |
|-----------|-------------------------|--------------------|-----------------|------------------|-----------------|------------------|-----------------|------------------|-----------------|------------------|-----------------|------------------|
| | | | Core 0 | | Core 1 | | Core 0 | | Core 1 | | Summed | |
| | | | Max. Power (mW) | Max. Power (dBm) | Max. Power (mW) | Max. Power (dBm) | Max. Power (mW) | Max. Power (dBm) | Max. Power (mW) | Max. Power (dBm) | Max. Power (mW) | Max. Power (dBm) |
| 1 | 20 | 5180 - 5240 | 31.623 | 15.00 | 31.623 | 15.00 | 15.849 | 12.00 | 15.849 | 12.00 | 31.623 | 15.00 |
| 2A | | 5260 - 5320 | 50.119 | 17.00 | 46.881 | 16.71 | 50.119 | 17.00 | 46.989 | 16.72 | 96.605 | 19.85 |
| 2C | | 5500 - 5720 | 56.234 | 17.50 | 52.845 | 17.23 | 56.105 | 17.49 | 53.088 | 17.25 | 109.144 | 20.38 |
| 3 | | 5745 - 5825 | 42.170 | 16.25 | 44.463 | 16.48 | 41.976 | 16.23 | 44.668 | 16.50 | 86.696 | 19.38 |
| 1 | 40 | 5190 - 5230 | 43.152 | 16.35 | 42.170 | 16.25 | 25.119 | 14.00 | 24.774 | 13.94 | 49.888 | 16.98 |
| 2A | | 5270 - 5310 | 50.119 | 17.00 | 46.452 | 16.67 | 38.019 | 15.80 | 38.726 | 15.88 | 76.736 | 18.85 |
| 2C | | 5510 - 5710 | 56.234 | 17.50 | 53.088 | 17.25 | 55.081 | 17.41 | 52.481 | 17.20 | 107.647 | 20.32 |
| 3 | | 5755 - 5795 | 42.170 | 16.25 | 44.361 | 16.47 | 41.976 | 16.23 | 44.668 | 16.50 | 86.696 | 19.38 |
| 1 | 80 | 5210 | 14.093 | 11.49 | 13.868 | 11.42 | 10.000 | 10.00 | 9.954 | 9.98 | 19.953 | 13.00 |
| 2A | | 5290 | 15.417 | 11.88 | 15.596 | 11.93 | 11.194 | 10.49 | 11.041 | 10.43 | 22.233 | 13.47 |
| 2C | | 5530 - 5690 | 55.335 | 17.43 | 52.966 | 17.24 | 56.234 | 17.50 | 52.723 | 17.22 | 108.893 | 20.37 |
| 3 | | 5775 | 30.549 | 14.85 | 30.761 | 14.88 | 24.547 | 13.90 | 24.044 | 13.81 | 48.641 | 16.87 |

ISED EUT Overview

| | | | | |
|---|---|---|--|---------------------------------|
| FCC ID: BCGA2429 |  | MEASUREMENT REPORT (CERTIFICATION) | | Approved by: Quality Manager |
| Test Report S/N: 1C2004270034-09.BCG | Test Dates: 05/01/2020 - 07/29/2020 | EUT Type: Tablet Device | | Page 3 of 210 |

1.0 INTRODUCTION

1.1 Scope

Measurement and determination of electromagnetic emissions (EMC) of radio frequency devices including intentional and/or unintentional radiators for compliance with the technical rules and regulations of the Federal Communications Commission and the Innovation, Science and Economic Development Canada.

1.2 PCTEST Test Location

These measurement tests were conducted at the PCTEST facility located at 18855 Adams Court, Morgan Hill, CA 95037. The measurement facility is compliant with the test site requirements specified in ANSI C63.4-2014 and KDB 414788 D01 v01r01.

1.3 Test Facility / Accreditations

Measurements were performed at PCTEST located in Morgan Hill, CA 95037, U.S.A.

- PCTEST is an ISO 17025-2005 accredited test facility under the American Association for Laboratory Accreditation (A2LA) with Certificate number 2041.02 for Specific Absorption Rate (SAR), Hearing Aid Compatibility (HAC) testing, where applicable, and Electromagnetic Compatibility (EMC) testing for FCC and Innovation, Science, and Economic Development Canada rules.
- PCTEST TCB is a Telecommunication Certification Body (TCB) accredited to ISO/IEC 17065-2012 by A2LA (Certificate number 2041.03) in all scopes of FCC Rules and ISSED Standards (RSS).
- PCTEST facility is a registered (22831) test laboratory with the site description on file with ISSED.

| | | | |
|---|--|---------------------------------------|---------------------------------|
| FCC ID: BCGA2429 |  PCTEST Proud to be part of  element | MEASUREMENT REPORT (CERTIFICATION) | Approved by: Quality Manager |
| Test Report S/N: 1C2004270034-09.BCG | Test Dates: 05/01/2020 - 07/29/2020 | EUT Type: Tablet Device | Page 4 of 210 |

2.0 PRODUCT INFORMATION

2.1 Equipment Description

The Equipment Under Test (EUT) is the **Apple Tablet Device FCC ID: BCGA2429**. The test data contained in this report pertains only to the emissions due to the EUT's UNII transmitter.

Test Device Serial No.: F9FCN00DQ7LC, F9FCN01QQ7LC, F9FCN007Q7L9, F9FCN00FQ7L9

2.2 Device Capabilities

This device contains the following capabilities:

850/1900 GSM/GPRS/EDGE, 850/1700/1900 WCDMA/HSPA, Multi-band LTE, 802.11b/g/n WLAN, 802.11a/n/ac UNII, Bluetooth (1x, EDR, LE)

| Band 1 | | Band 2A | | Band 2C | | Band 3 | |
|--------|-----------------|---------|-----------------|---------|-----------------|--------|-----------------|
| Ch. | Frequency (MHz) | Ch. | Frequency (MHz) | Ch. | Frequency (MHz) | Ch. | Frequency (MHz) |
| 36 | 5180 | 52 | 5260 | 100 | 5500 | 149 | 5745 |
| : | : | : | : | : | : | : | : |
| 42 | 5210 | 56 | 5280 | 116 | 5580 | 157 | 5785 |
| : | : | : | : | : | : | : | : |
| 48 | 5240 | 64 | 5320 | 144 | 5720 | 165 | 5825 |

Table 2-1. 802.11a / 802.11n / 802.11ac (20MHz) Frequency / Channel Operations

| Band 1 | | Band 2A | | Band 2C | | Band 3 | |
|--------|-----------------|---------|-----------------|---------|-----------------|--------|-----------------|
| Ch. | Frequency (MHz) | Ch. | Frequency (MHz) | Ch. | Frequency (MHz) | Ch. | Frequency (MHz) |
| 38 | 5190 | 54 | 5270 | 102 | 5510 | 151 | 5755 |
| : | : | : | : | : | : | : | : |
| 46 | 5230 | 62 | 5310 | 110 | 5550 | 159 | 5795 |
| | | | | : | : | | |
| | | | | 142 | 5710 | | |

Table 2-2. 802.11n / 802.11ac (40MHz BW) Frequency / Channel Operations

| Band 1 | | Band 2A | | Band 2C | | Band 3 | |
|--------|-----------------|---------|-----------------|---------|-----------------|--------|-----------------|
| Ch. | Frequency (MHz) | Ch. | Frequency (MHz) | Ch. | Frequency (MHz) | Ch. | Frequency (MHz) |
| 42 | 5210 | 58 | 5290 | 106 | 5530 | 155 | 5775 |
| | | | | : | : | | |
| | | | | 138 | 5690 | | |

Table 2-3. 802.11ac (80MHz BW) Frequency / Channel Operations

| | | | | |
|---|---|---------------------------------------|--|---------------------------------|
| FCC ID: BCGA2429 |  | MEASUREMENT REPORT (CERTIFICATION) | | Approved by: Quality Manager |
| Test Report S/N: 1C2004270034-09.BCG | Test Dates: 05/01/2020 - 07/29/2020 | EUT Type: Tablet Device | | Page 5 of 210 |

Notes:

- 5GHz NII operation is possible in 20MHz, and 40MHz, and 80MHz channel bandwidths. The maximum achievable duty cycles for all modes were determined based on measurements performed on a spectrum analyzer in zero-span mode with RBW = 8MHz, VBW = 50MHz, and detector = peak per the guidance of Section B)2)b) KDB 789033 D02 v02r01 and ANSI C63.10-2013. The RBW and VBW were both greater than 50/T, where T is the minimum transmission duration, and the number of sweep points across T was greater than 100. The duty cycles are as follows:

| Measured Duty Cycles | | | | |
|----------------------|------------|----------------|--------|---------|
| 802.11 Mode/Band | | Duty Cycle [%] | | |
| | | Core 0 | Core 1 | CDD/SDM |
| 5GHz | a | 98.5 | 98.7 | 98.1 |
| | n (HT40) | 98.3 | 98.4 | 98.6 |
| | ac (HT80) | 97.6 | 97.4 | 97.7 |
| | ac (HT160) | 95.3 | 95.4 | 95.7 |

Table 2-4. Measured Duty Cycles

- Antenna A is correlating to Core 0 and Antenna B is correlating to Core 1.
- The device employs MIMO technology. Below are the possible configurations.

| WiFi Configurations | | SISO | | CDD | | SDM | | STBC | |
|---------------------|--------------|-------|-------|-------|-------|-------|-------|-------|-------|
| | | CORE0 | CORE1 | CORE0 | CORE1 | CORE0 | CORE1 | CORE0 | CORE1 |
| 5GHz | 11a | ✓ | ✓ | ✓ | ✓ | ✗ | ✗ | ✗ | ✗ |
| | 11n (20MHz) | ✓ | ✓ | ✓ | ✓ | ✓ | ✓ | ✓ | ✓ |
| | 11n (40MHz) | ✓ | ✓ | ✓ | ✓ | ✓ | ✓ | ✓ | ✓ |
| | 11ac (80MHz) | ✓ | ✓ | ✓ | ✓ | ✓ | ✓ | ✓ | ✓ |

Table 2-5. Frequency / Channel Operations

✓ = Support ; ✗ = NOT Support

SISO = Single Input Single Output

SDM = Spatial Diversity Multiplexing – MIMO function

CDD = Cyclic Delay Diversity - 2Tx Function

STBC = Space-Time Block Coding – 2Tx Function

Data Rate(s) Tested: 6, 9, 12, 18, 24, 36, 48, 54Mbps (802.11a)
6.5/7.2, 13/14.4, 19.5/21.7, 26/28.9, 39/43.3, 52/57.8, 58.5/65, 65/72.2 (n – 20MHz)
13.5/15, 27/30, 40.5/45, 54/60, 81/90, 108/120, 121.5/135, 135/150 (n – 40MHz BW)
29.3/32.5, 58.5/65, 87.8/97.5, 117/130, 175.5/195, 234/260, 263.3/292.5, 292.5/325, 351/390, 390/433.3 (ac – 80MHz BW)
13/14.4, 26.28.9, 39/43.3, 52/57.8, 78/86.7, 104/115.6, 117/130, 130/144.4Mbps (MIMO n/ac – 20MHz)
156/173Mbps (MIMO ac – 20MHz)
27/30, 54/60, 81/90, 108/120, 162/180, 216/240, 243/270, 270/300Mbps (MIMO n/ac – 40MHz) 324/360, 360/400Mbps (MIMO ac – 40MHz)
58.5/65, 117/130, 175.5/195, 234/260, 351/390, 468/520, 526.5/585, 585/650, 702/780, 780/866.7Mbps (MIMO ac – 80MHz)

- This device supports simultaneous multi radio transmission feature, which allows Bluetooth (1x, EDR, LE) and WiFi UNII 5GHz (802.11a/n/ac) to transmit simultaneously at the same antenna. All possible simultaneous configuration has been investigated and worst case mode has been reported in this test report.

| | | | | |
|---|---|---|--|---------------------------------|
| FCC ID: BCGA2429 |  | MEASUREMENT REPORT (CERTIFICATION) | | Approved by: Quality Manager |
| Test Report S/N: 1C2004270034-09.BCG | Test Dates: 05/01/2020 - 07/29/2020 | EUT Type: Tablet Device | | Page 6 of 210 |

2.3 Antenna Description

Following antennas were used for the testing.

| Frequency [GHz] | Antenna Gain (dBi) | |
|-----------------|--------------------|-----------|
| | Antenna A | Antenna B |
| 5.150 – 5.250 | 1.27 | 2.64 |
| 5.260 – 5.350 | 2.24 | 2.77 |
| 5.470 – 5.725 | 3.39 | 3.17 |
| 5745 – 5.850 | 3.54 | 3.21 |

Table 2-6. Highest Antenna Gain

2.4 Test Support Equipment

| | | | |
|---|--------------------------|-----------------|-------------------|
| 1 | Apple MacBook | Model: A1398 | S/N: C2QKP008F6F3 |
| | w/AC/DC Adapter | Model: A1435 | S/N: N/A |
| 2 | Apple USB Cable | Model: Kanzi | S/N: 32530F |
| 3 | USB-C to Lightning Cable | Model: N/A | S/N: N/A |
| | w/ AC Adapter | Model: A2305 | S/N: N/A |
| 4 | Apple Pencil | Model: A1603 | S/N: G64TG0FEGWTJ |
| 5 | DC Power Supply | Model: KPS3010D | S/N: N/A |

Table 2-7. Test Support Equipment List

| | | | |
|---|---|---------------------------------------|---------------------------------|
| FCC ID: BCGA2429 |  | MEASUREMENT REPORT (CERTIFICATION) | Approved by: Quality Manager |
| Test Report S/N: 1C2004270034-09.BCG | Test Dates: 05/01/2020 - 07/29/2020 | EUT Type: Tablet Device | Page 7 of 210 |

2.5 Test Configuration

The EUT was tested per the guidance of KDB 789033 D02 v02r01. ANSI C63.10-2013 was used to reference the appropriate EUT setup for radiated spurious emissions testing and AC line conducted testing. See Sections 3.2 for AC line conducted emissions test setups, 3.3 for radiated emissions test setups, and 7.2, 7.3, 7.4, and 7.5 for antenna port conducted emissions test setups.

There are two vendors of the WiFi/Bluetooth radio modules, variant 1 and variant 2. Both radio modules have the same mechanical outline, same on-board antenna matching circuit, identical antenna structure, and are built and tested to conform to the same specifications and to operate within the same tolerances. The worst case configuration was found between the two variants. The EUT was also investigated with and without charger.

For emissions from 1GHz – 18GHz, low, mid, and high channels were tested with highest power and worst case configuration. The emissions below 1GHz and above 18GHz were tested with the highest transmitting power and the worst case channel.

The EUT was manipulated through three orthogonal planes of X-orientation (flatbed), Y-orientation (landscape), and Z-orientation (portrait) during the testing. Only the worst case emissions were reported in this test report.

For AC line conducted and radiated test below 1GHz, following configuration were investigated and EUT powered by AC/DC was the worst case.

- EUT powered by AC/DC adaptor via USB-C cable with wire charger
- EUT powered by host PC via USB-C cable with wire charger

802.11n HT20/40 and acVHT80 2TX CDD mode test data provided in this report covers 802.11n HT20/40 and 802.11acVHT80 2TX STBC mode

802.11ac VHT20 and VHT40 mode are different from 802.11n HT20 and HT40 only in control messages and have the same power settings.

Throughout the report, 5GHz Antenna A is correlating to Core 0 and 5GHz Antenna B is correlating to Core 1.

Worst Case Configuration: Core 0 transmitting in 2.4GHz mode and Core 0 in 5GHz mode

| Description | Bluetooth | 802.11a/n/ac 5GHz |
|---------------------------|-----------|-------------------|
| Antenna | A | A |
| Channel | 78 | 36 |
| Operating Frequency (MHz) | 2480 | 5180 |
| Data Rate (Mbps) | 1.0 | MCS0 |
| Mode | GFSK/ePa | 802.11n |

Table 2-8. Worst Case Simultaneous Transmission Configuration

2.6 Software and Firmware

The test was conducted with firmware version 18A325 installed on the EUT.

2.7 EMI Suppression Device(s)/Modifications

No EMI suppression device(s) were added and/or no modifications were made during testing.

| | | | |
|---|--|---------------------------------------|---------------------------------|
| FCC ID: BCGA2429 |  PCTEST Proud to be part of element | MEASUREMENT REPORT (CERTIFICATION) | Approved by: Quality Manager |
| Test Report S/N: 1C2004270034-09.BCG | Test Dates: 05/01/2020 - 07/29/2020 | EUT Type: Tablet Device | Page 8 of 210 |

3.0 DESCRIPTION OF TESTS

3.1 Evaluation Procedure

The measurement procedures described in the American National Standard of Procedures for Compliance Testing of Unlicensed Wireless Devices (ANSI C63.10-2013) and the guidance provided in KDB 789033 D02 v02r01 were used in the measurement of the EUT.

Deviation from measurement procedure.....None

3.2 AC Line Conducted Emissions

The line-conducted facility is located inside a 7m x 3.66m x 2.7m shielded enclosure. The shielded enclosure is manufactured by AP Americas. The shielding effectiveness of the shielded room is in accordance with MIL-Std-285 or NSA 65-6. A 1m x 1.5m wooden table 80cm high is placed 40cm away from the vertical wall and 80cm away from the sidewall of the shielded room. Two 10kHz-30MHz, 50Ω/50μH Line-Impedance Stabilization Networks (LISNs) are bonded to the shielded room floor. Power to the LISNs is filtered by external high-current high-insertion loss power line filters. The external power line filter is EPCOS 2X60A Power Line Filter (100dB Attenuation, 14kHz-18GHz) and the two EPCOs 2X48A filters (100dB Minimum Insertion Loss, 14kHz - 10GHz). These filters attenuate ambient signal noise from entering the measurement lines. These filters are also bonded to the shielded enclosure.

The EUT is powered from one LISN and the support equipment is powered from the second LISN. If the EUT is a DC-powered device, power will be derived from the source power supply it normally will be powered from and this supply line(s) will be connected to the second LISN. All interconnecting cables more than 1 meter were shortened to a 1 meter length by non-inductive bundling (serpentine fashion) and draped over the back edge of the test table. All cables were at least 40cm above the horizontal reference ground plane. Power cables for support equipment were routed down to the second LISN while ensuring that that cables were not draped over the second LISN.

Sufficient time for the EUT, support equipment, and test equipment was allowed in order for them to warm up to their normal operating condition. The RF output of the LISN was connected to the spectrum analyzer and exploratory measurements were made to determine the frequencies producing the maximum emission from the EUT. The spectrum was scanned from 150kHz to 30MHz with a spectrum analyzer. The detector function was set to peak mode for exploratory measurements while the bandwidth of the analyzer was set to 10kHz. The EUT, support equipment, and interconnecting cables were arranged and manipulated to maximize each emission. Once the worst case emissions have been identified, the one EUT cable configuration/arrangement and mode of operation that produced these emissions is used for final measurements on the same test site. The analyzer is set to CISPR quasi-peak and average detectors with a 9kHz resolution bandwidth for final measurements.

Line conducted emissions test results are shown in Section 7.8. Automated test software was used to perform the AC line conducted emissions testing. Automated measurement software utilized is Rohde & Schwarz EMC32, Version 10.50.40.

| | | | |
|---|---|---------------------------------------|---------------------------------|
| FCC ID: BCGA2429 |  | MEASUREMENT REPORT (CERTIFICATION) | Approved by: Quality Manager |
| Test Report S/N: 1C2004270034-09.BCG | Test Dates: 05/01/2020 - 07/29/2020 | EUT Type: Tablet Device | Page 9 of 210 |

3.3 Radiated Emissions

The radiated test facilities consisted of an indoor 3 meter semi-anechoic chamber used for final measurements and exploratory measurements, when necessary. The measurement area is contained within the semi-anechoic chamber which is shielded from any ambient interference. The test site inside the chamber is a 6m x 5.2m elliptical, obstruction-free area in accordance with Figure 5.7 of Clause 5 in ANSI C63.4-2014. Absorbers are arranged on the floor between the turn table and the antenna mast in such a way so as to maximize the reduction of reflections for measurements above 1GHz. An 80cm tall test table made of Styrodur is placed on top of the turn table. For measurements above 1GHz, an additional Styrodur pedestal is placed on top of the test table to bring the total table height to 1.5m.

Per KDB 414788, radiated emission test sites other than open-field test sites (e.g., shielded anechoic chambers), may be employed for emission measurements below 30MHz if characterized so that the measurements correspond to those obtained at an open-field test site. To determine test site equivalency, a reference sample transmitting at 149kHz was measured on an open field test site (asphalt with no ground plane) and then measured in the 3m semi-anechoic chamber. A calibrated 60cm loop antenna was used while the reference device was rotated through the X, Y and Z axis in order to capture the worst case level. A maximum deviation of 2.77dB at 149kHz was measured when comparing the 3 meter semi-anechoic chamber to the open field site.

For all measurements, the spectrum was scanned through all EUT azimuths and from 1 to 4 meter receive antenna height using a broadband antenna from 30MHz up to the upper frequency shown in 15.33 depending on the highest frequency generated or used in the device or on which the device operates or tunes. For frequencies above 1GHz, linearly polarized double ridge horn antennas were used. For frequencies below 30MHz, a calibrated loop antenna was used. When exploratory measurements were necessary, they were performed at 1 meter test distance inside the semi-anechoic chamber using broadband antennas, broadband amplifiers, and spectrum analyzers to determine the frequencies and modes producing the maximum emissions. Sufficient time for the EUT, support equipment, and test equipment was allowed in order for them to warm up to their normal operating condition. The test set-up was placed on top of the 1 x 1.5 meter table. The EUT, support equipment, and interconnecting cables were arranged and manipulated to maximize each emission. Appropriate precaution was taken to ensure that all emissions from the EUT were maximized and investigated. The system configuration, mode of operation, turntable azimuth, and receive antenna height was noted for each frequency found.

Final measurements were made in the semi-anechoic chamber using calibrated, linearly polarized broadband and horn antennas. The test setup was configured to the setup that produced the worst case emissions. The spectrum analyzer was set to investigate all frequencies required for testing to compare the highest radiated disturbances with respect to the specified limits. The turntable containing the EUT was rotated through 360 degrees and the height of the receive antenna was varied 1 to 4 meters and stopped at the azimuth and height producing the maximum emission. Each emission was maximized by changing the orientation of the EUT through three orthogonal planes and changing the polarity of the receive antenna, whichever produced the worst-case emissions.

3.4 Environmental Conditions

The temperature is controlled within range of 15°C to 35°C. The relative humidity is controlled within range of 10% to 75%. The atmospheric pressure is monitored within the range 86-106kPa (860-1060mbar).

| | | | |
|--|--|---|--|
| FCC ID: BCGA2429 |  Proud to be part of  | MEASUREMENT REPORT (CERTIFICATION) | Approved by: Quality Manager |
| Test Report S/N: 1C2004270034-09.BCG | Test Dates: 05/01/2020 - 07/29/2020 | EUT Type: Tablet Device | Page 10 of 210 |

4.0 ANTENNA REQUIREMENTS

Excerpt from §15.203 of the FCC Rules/Regulations:

“An intentional radiator antenna shall be designed to ensure that no antenna other than that furnished by the responsible party can be used with the device. The use of a permanently attached antenna or of an antenna that uses a unique coupling to the intentional radiator shall be considered sufficient to comply with the provisions of this section.”

- The antennas of the EUT are **permanently attached**.
- There are no provisions for connection to an external antenna.

Conclusion:

The EUT complies with the requirement of §15.203.

| | | | |
|---|--|---------------------------------------|---------------------------------|
| FCC ID: BCGA2429 |  PCTEST Proud to be part of  element | MEASUREMENT REPORT (CERTIFICATION) | Approved by: Quality Manager |
| Test Report S/N: 1C2004270034-09.BCG | Test Dates: 05/01/2020 - 07/29/2020 | EUT Type: Tablet Device | Page 11 of 210 |

5.0 MEASUREMENT UNCERTAINTY

The measurement uncertainties shown below were calculated in accordance with the requirements of ANSI C63.10-2013. All measurement uncertainty values are shown with a coverage factor of $k = 2$ to indicate a 95% level of confidence. The measurement uncertainty shown below meets or exceeds the U_{CISPR} measurement uncertainty values specified in CISPR 16-4-2 and, thus, can be compared directly to specified limits to determine compliance.

| Contribution | Expanded Uncertainty (\pm dB) |
|----------------------------------|----------------------------------|
| Conducted Bench Top Measurements | 1.30 |
| Line Conducted Disturbance | 2.34 |
| Radiated Disturbance (<1GHz) | 4.15 |
| Radiated Disturbance (>1GHz) | 4.59 |
| Radiated Disturbance (>18GHz) | 4.96 |

| | | | |
|--|--|---|--|
| FCC ID: BCGA2429 |  PCTEST Proud to be part of  element | MEASUREMENT REPORT (CERTIFICATION) | Approved by: Quality Manager |
| Test Report S/N: 1C2004270034-09.BCG | Test Dates: 05/01/2020 - 07/29/2020 | EUT Type: Tablet Device | Page 12 of 210 |

6.0 TEST EQUIPMENT CALIBRATION DATA

Test Equipment Calibration is traceable to the National Institute of Standards and Technology (NIST). Measurements antennas used during testing were calibrated in accordance to the requirements of ANSI C63.5-2017.

| Manufacturer | Model | Description | Cal Date | Cal Interval | Cal Due | Serial Number |
|----------------------|-------------|--|------------|--------------|------------|---------------|
| Agilent Technologies | N9030A | 3Hz-44GHz PXA Signal Analyzer | 3/4/2020 | Annual | 3/4/2021 | MY49430244 |
| Anritsu | ML2496A | Power Meter | 10/29/2019 | Annual | 10/29/2020 | 184005 |
| Anritsu | MA2411B | Pulse Power Sensor | 10/29/2019 | Annual | 10/29/2020 | 1726261 |
| Anritsu | MA2411B | Pulse Power Sensor | 10/29/2019 | Annual | 10/29/2020 | 1726262 |
| ATM | 180-442A-KF | 20dB Nominal Gain Horn Antenna | 10/29/2019 | Annual | 10/29/2020 | T058701-02 |
| COM-POWER | LIN-120A | LISN | 3/4/2020 | Annual | 3/4/2021 | 241297 |
| ETS-Lindgren | 3142E-PA | Pre-Amplifier (30MHz - 6GHz) | 9/19/2019 | Annual | 9/19/2020 | 213236 |
| ETS-Lindgren | 3142E | BiConiLog Antenna (30MHz - 6GHz) | 1/6/2020 | Annual | 1/6/2021 | 224569 |
| ETS-Lindgren | 3117 | Double Ridged Guide Antenna (1-18 GHz) | 4/21/2020 | Annual | 4/21/2021 | 205956 |
| Rohde & Schwarz | ESW26 | EMI Test Receiver | 6/1/2020 | Annual | 6/1/2021 | 101299 |
| Rohde & Schwarz | ESW44 | EMI Test Receiver | 9/13/2019 | Annual | 9/13/2020 | 101570 |
| Rohde & Schwarz | TS-PR1840 | Pre-Amplifier (18GHz - 40GHz) | 9/19/2019 | Annual | 9/19/2020 | 100051 |
| Rohde & Schwarz | TC-TA18 | Cross Polarized Vivaldi Antenna (400MHz-18GHz) | 11/14/2019 | Annual | 11/14/2020 | 101057 |
| Rohde & Schwarz | HFH2-Z2 | Loop Antenna | 3/12/2020 | Annual | 3/12/2021 | 100546 |

Table 6-1. Test Equipment List

Note:

For equipment listed above that has a calibration date or calibration due date that falls within the test date range, care was taken to ensure that this equipment was used after the calibration date and before the calibration due date.

| | | | |
|--|---|---|--|
| FCC ID: BCGA2429 |  | MEASUREMENT REPORT (CERTIFICATION) | Approved by: Quality Manager |
| Test Report S/N: 1C2004270034-09.BCG | Test Dates: 05/01/2020 - 07/29/2020 | EUT Type: Tablet Device | Page 13 of 210 |

7.0 TEST RESULTS

7.1 Summary

Company Name: Apple Inc.
FCC ID: BCGA2429
FCC Classification: Unlicensed National Information Infrastructure (UNII)

| FCC Part Section(s) | RSS Section(s) | Test Description | Test Limit | Test Condition | Test Result | Reference |
|------------------------------------|----------------|---|--|----------------|-------------|--|
| N/A | RSS-Gen [6.7] | 26dB Bandwidth | N/A | CONDUCTED | PASS | Section 7.2 |
| 15.407(e) | RSS-Gen [6.7] | 6dB Bandwidth | >500kHz(5725-5850MHz) | | PASS | Section 7.3 |
| 15.407 (a.1.iv), (a.2), (a.3) | RSS-247 [6.2] | Maximum Conducted Output Power | Maximum conducted powers must meet the limits detailed in 15.407 (a) (RSS-247 [6.2]) | | PASS | Section 7.4 |
| 15.407 (a.1.iv), (a.2), (a.3) | RSS-247 [6.2] | Maximum Power Spectral Density | Maximum power spectral density must meet the limits detailed in 15.407 (a) (RSS-247 [6.2]) | | PASS | Section 7.5 |
| 15.407(h) | RSS-247 [6.3] | Dynamic Frequency Selection | See DFS Test Report | RADIATED | PASS | See DFS Test Report (1C20042700 34-08.BCG) |
| 15.407(b.1), (2), (3), (4) | RSS-247 [6.2] | Undesirable Emissions | Undesirable emissions must meet the limits detailed in 15.407(b) (RSS-247 [6.2]) | | PASS | Section 7.6 |
| 15.205, 15.407(b.1), (4), (5), (6) | RSS-Gen [8.9] | General Field Strength Limits (Restricted Bands and Radiated Emission Limits) | Emissions in restricted bands must meet the radiated limits detailed in 15.209 (RSS-Gen [8.9]) | | PASS | Section 7.6, 7.7 |
| 15.407 | RSS-Gen [8.8] | AC Conducted Emissions 150kHz – 30MHz | < FCC 15.207 (RSS-Gen [8.8]) limits | LINE CONDUCTED | PASS | Section 7.8 |

Table 7-1. Summary of Test Results

Notes:

- 1) All channels, modes, and modulations/data rates were investigated among all UNII bands. The test results shown in the following sections represent the worst case emissions.
- 2) The analyzer plots shown in this section were all taken with a correction table loaded into the analyzer. The correction table was used to account for the losses of the cables and attenuators used as part of the system to connect the EUT to the analyzer at all frequencies of interest.
- 3) All antenna port conducted emissions testing was performed on a test bench with the antenna port of the EUT connected to the spectrum analyzer through calibrated cables and attenuators.
- 4) For conducted spurious emissions, automated test software was used to measure emissions and capture the corresponding plots necessary to show compliance. The measurement software utilized is PCTEST “UNII Automation,” Version 4.8.
- 5) For radiated band edge, automated test software was used to measure emissions and capture the corresponding plots necessary to show compliance. The measurement software utilized is PCTEST “Chamber Automation,” Version 1.3.1.

| | | | |
|---|---|---------------------------------------|---------------------------------|
| FCC ID: BCGA2429 |  | MEASUREMENT REPORT (CERTIFICATION) | Approved by: Quality Manager |
| Test Report S/N: 1C2004270034-09.BCG | Test Dates: 05/01/2020 - 07/29/2020 | EUT Type: Tablet Device | Page 14 of 210 |

7.2 26dB Bandwidth Measurement – 802.11a/n/ac

RSS-Gen [6.7]

Test Overview and Limit

The bandwidth at 26dB down from the highest in-band spectral density is measured with a spectrum analyzer connected to the antenna terminal while the EUT is operating at its maximum duty cycle, at its maximum power control level, as defined in ANSI C63.10-2013 and KDB 789033 D02 v02r01, and at the appropriate frequencies. The spectrum analyzer's bandwidth measurement function is configured to measure the 26dB bandwidth.

The 26dB bandwidth is used to determine the conducted power limits.

Test Procedure Used

ANSI C63.10-2013 – Section 12.4
KDB 789033 D02 v02r01 – Section C

Test Settings

1. The signal analyzers' automatic bandwidth measurement capability was used to perform the 26dB bandwidth measurement. The "X" dB bandwidth parameter was set to $X = 26$. The automatic bandwidth measurement function also has the capability of simultaneously measuring the 99% occupied bandwidth. The bandwidth measurement was not influenced by any intermediate power nulls in the fundamental emission.
2. RBW = approximately 1% of the emission bandwidth
3. $VBW \geq 3 \times RBW$
4. Detector = Peak
5. Trace mode = max hold

Test Setup

The EUT and measurement equipment were set up as shown in the diagram below.



Figure 7-1. Test Instrument & Measurement Setup

Test Notes

All antenna configurations were investigated and only the worst case is reported.

| | | | |
|---|--|---------------------------------------|---------------------------------|
| FCC ID: BCGA2429 |  PCTEST Proud to be part of  element | MEASUREMENT REPORT (CERTIFICATION) | Approved by: Quality Manager |
| Test Report S/N: 1C2004270034-09.BCG | Test Dates: 05/01/2020 - 07/29/2020 | EUT Type: Tablet Device | Page 15 of 210 |

© 2020 PCTEST

V 10.1 02/01/2020

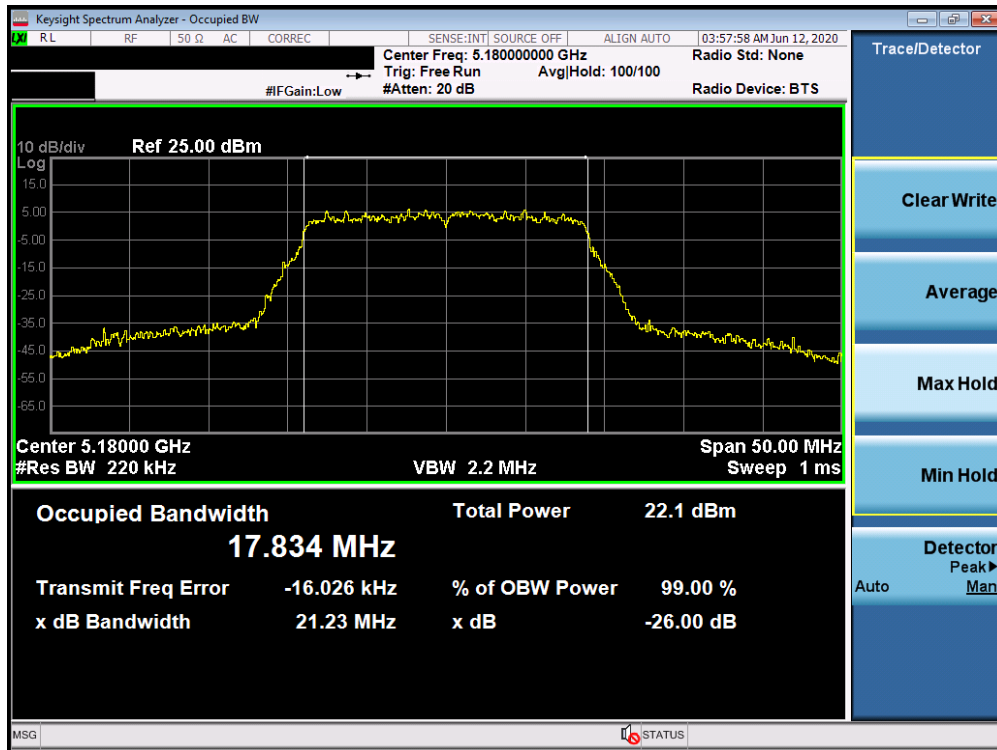
All rights reserved. Unless otherwise specified, no part of this report may be reproduced or utilized in any part, form or by any means, electronic or mechanical, including photocopying and microfilm, without permission in writing from PCTEST. If you have any questions about this international copyright or have an enquiry about obtaining additional rights to this report or assembly of contents thereof, please contact INFO@PCTEST.COM.

SISO Core-0 26 dB Bandwidth Measurements

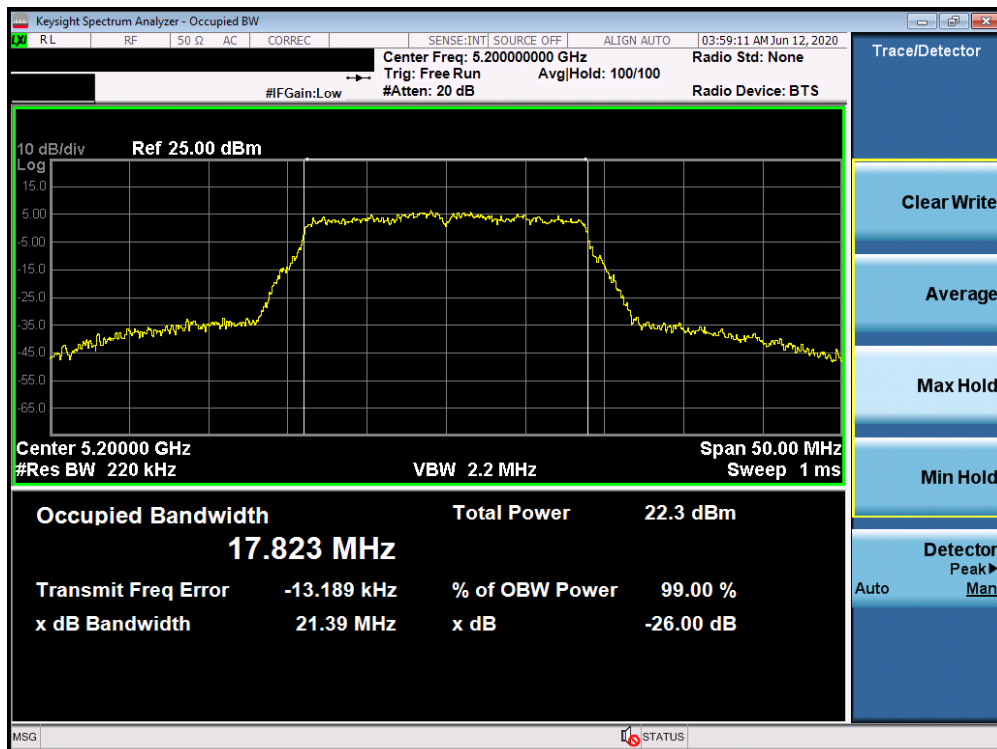
| | Frequency [MHz] | Channel No. | 802.11 Mode | Data Rate [Mbps] | Measured 26dB Bandwidth [MHz] |
|---------|-----------------|-------------|-------------|------------------|-------------------------------|
| Band 1 | 5180 | 36 | n (20MHz) | 6.5/7.2 (MCS0) | 21.23 |
| | 5200 | 40 | n (20MHz) | 6.5/7.2 (MCS0) | 21.39 |
| | 5240 | 48 | n (20MHz) | 6.5/7.2 (MCS0) | 21.45 |
| | 5190 | 38 | n (40MHz) | 13.5/15 (MCS0) | 39.61 |
| | 5230 | 46 | n (40MHz) | 13.5/15 (MCS0) | 39.59 |
| | 5210 | 42 | ac (80MHz) | 29.3/32.5 (MCS0) | 81.25 |
| Band 2A | 5260 | 52 | n (20MHz) | 6.5/7.2 (MCS0) | 21.35 |
| | 5280 | 56 | n (20MHz) | 6.5/7.2 (MCS0) | 21.25 |
| | 5320 | 64 | n (20MHz) | 6.5/7.2 (MCS0) | 21.25 |
| | 5270 | 54 | n (40MHz) | 13.5/15 (MCS0) | 40.02 |
| | 5310 | 62 | n (40MHz) | 13.5/15 (MCS0) | 39.66 |
| | 5290 | 58 | ac (80MHz) | 29.3/32.5 (MCS0) | 81.35 |
| Band 2C | 5500 | 100 | n (20MHz) | 6.5/7.2 (MCS0) | 21.35 |
| | 5580 | 116 | n (20MHz) | 6.5/7.2 (MCS0) | 21.50 |
| | 5720 | 144 | n (20MHz) | 6.5/7.2 (MCS0) | 21.37 |
| | 5510 | 102 | n (40MHz) | 13.5/15 (MCS0) | 39.44 |
| | 5550 | 110 | n (40MHz) | 13.5/15 (MCS0) | 39.65 |
| | 5710 | 142 | n (40MHz) | 13.5/15 (MCS0) | 39.88 |
| | 5530 | 106 | ac (80MHz) | 29.3/32.5 (MCS0) | 81.11 |
| | 5690 | 138 | ac (80MHz) | 29.3/32.5 (MCS0) | 81.35 |

Table 7-2. Conducted Bandwidth Measurements SISO CORE 0

| | | | |
|---|---|---------------------------------------|---------------------------------|
| FCC ID: BCGA2429 |  | MEASUREMENT REPORT (CERTIFICATION) | Approved by: Quality Manager |
| Test Report S/N: 1C2004270034-09.BCG | Test Dates: 05/01/2020 - 07/29/2020 | EUT Type: Tablet Device | Page 16 of 210 |

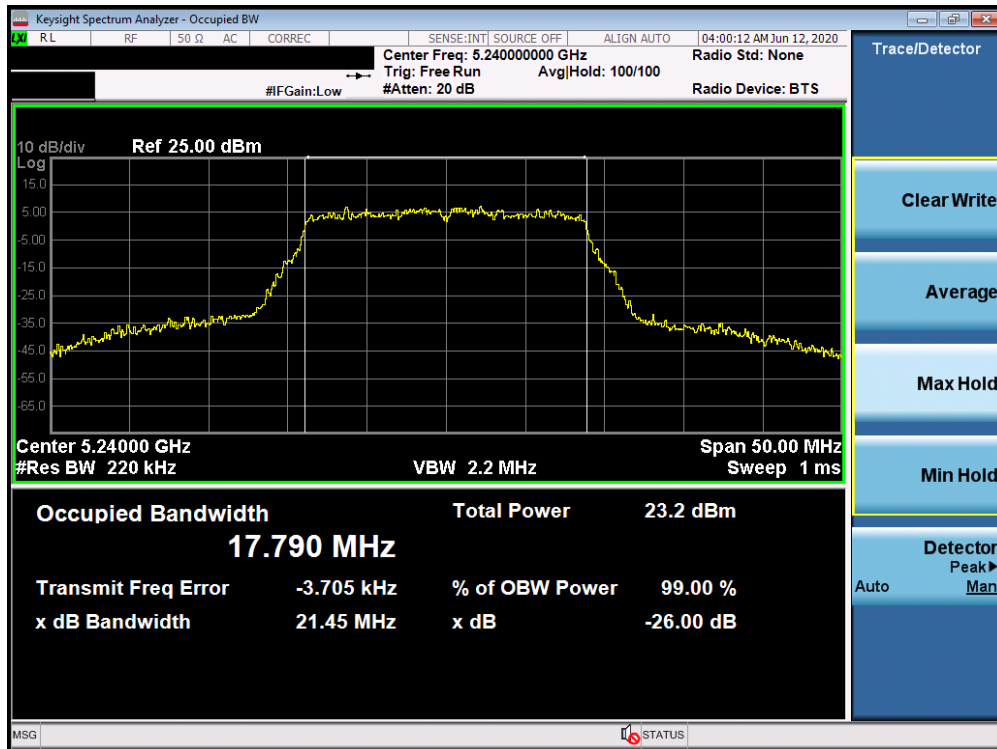


Plot 7-1. 26dB Bandwidth Plot SISO CORE 0 (20MHz BW 802.11n (UNII Band 1) – Ch. 36)

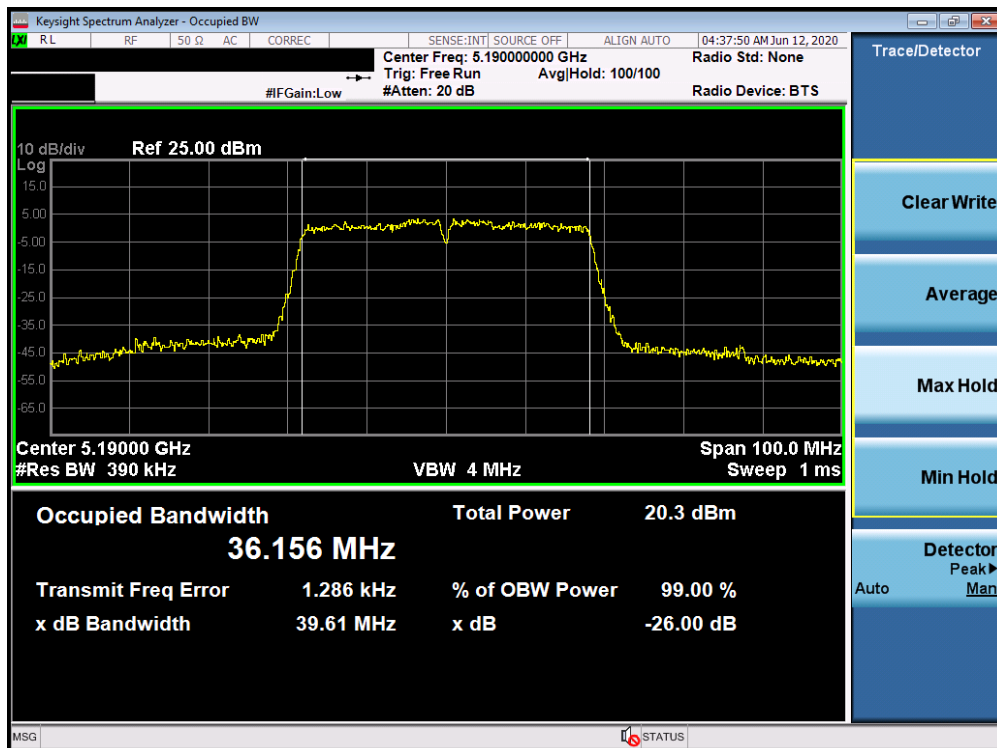


Plot 7-2. 26dB Bandwidth Plot SISO CORE 0 (20MHz BW 802.11n (UNII Band 1) – Ch. 40)

| | | | |
|---|--|---------------------------------------|---------------------------------|
| FCC ID: BCGA2429 | PCTEST Proud to be part of element | MEASUREMENT REPORT (CERTIFICATION) | Approved by: Quality Manager |
| Test Report S/N: 1C2004270034-09.BCG | Test Dates: 05/01/2020 - 07/29/2020 | EUT Type: Tablet Device | Page 17 of 210 |

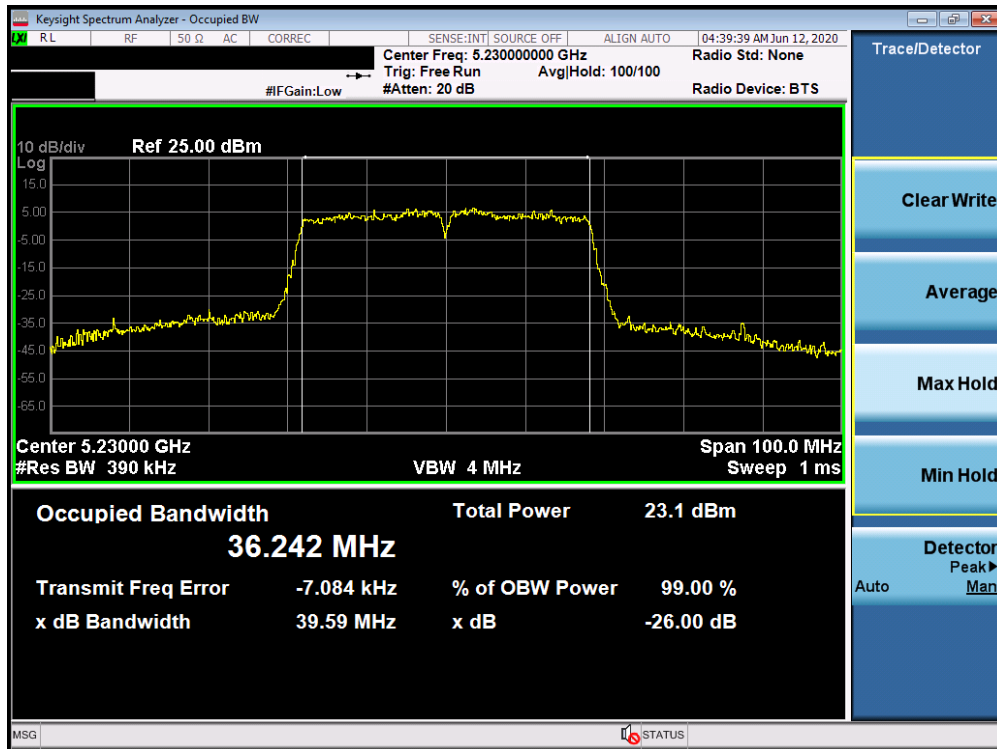


Plot 7-3. 26dB Bandwidth Plot SISO CORE 0 (20MHz BW 802.11n (UNII Band 1) – Ch. 48)

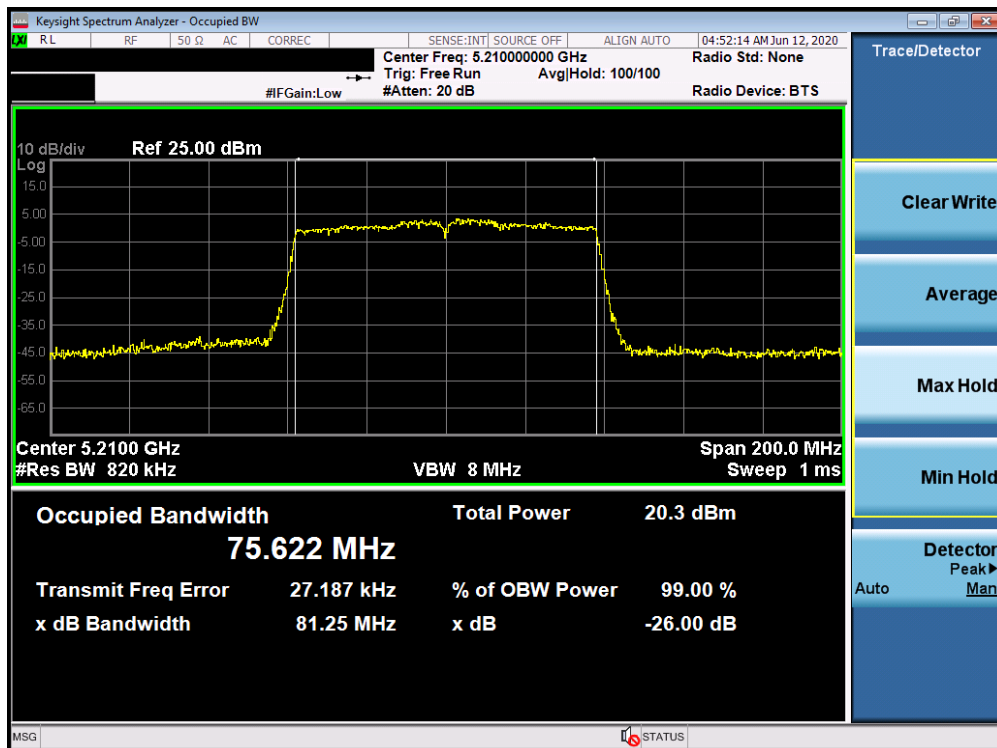


Plot 7-4. 26dB Bandwidth Plot SISO CORE 0 (40MHz BW 802.11n (UNII Band 1) – Ch. 38)

| | | | |
|---|--|---------------------------------------|---------------------------------|
| FCC ID: BCGA2429 | PCTEST Proud to be part of element | MEASUREMENT REPORT (CERTIFICATION) | Approved by: Quality Manager |
| Test Report S/N: 1C2004270034-09.BCG | Test Dates: 05/01/2020 - 07/29/2020 | EUT Type: Tablet Device | Page 18 of 210 |

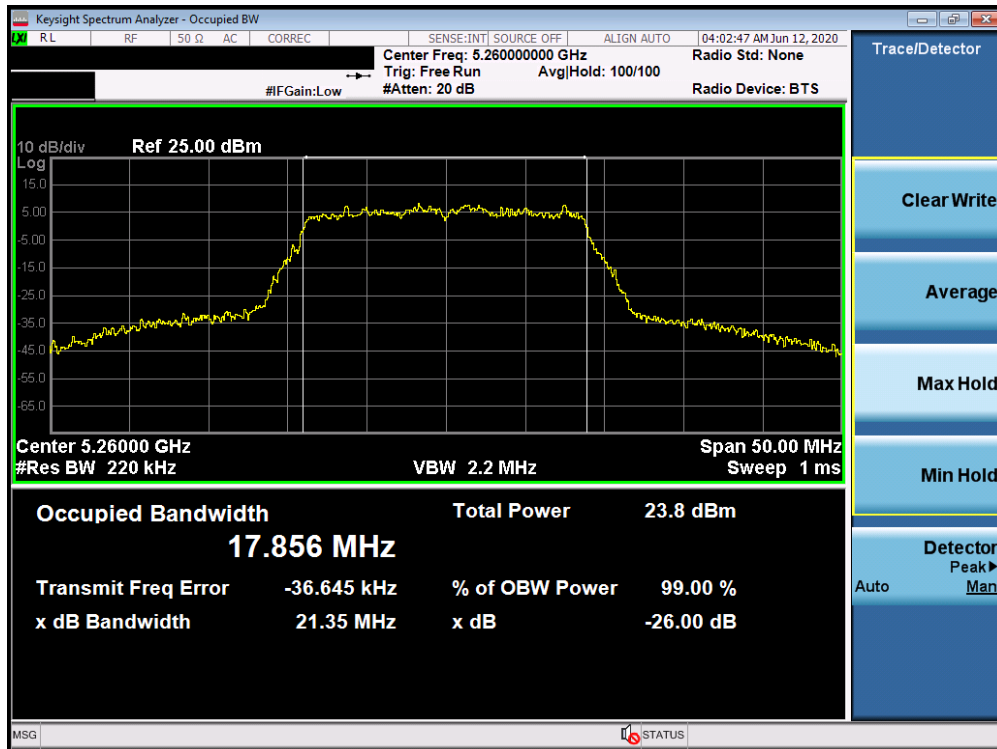


Plot 7-5. 26dB Bandwidth Plot SISO CORE 0 (40MHz BW 802.11n (UNII Band 1) – Ch. 46)

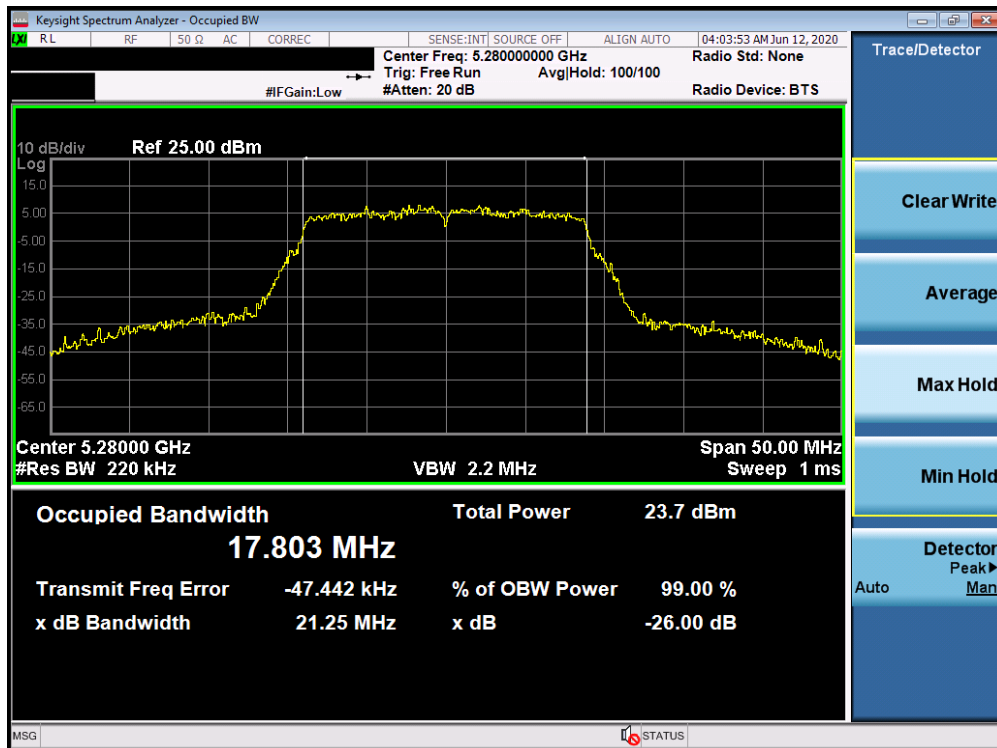


Plot 7-6. 26dB Bandwidth Plot SISO CORE 0 (80MHz BW 802.11ac (UNII Band 1) – Ch. 42)

| | | | |
|---|--|---------------------------------------|---------------------------------|
| FCC ID: BCGA2429 | PCTEST Proud to be part of element | MEASUREMENT REPORT (CERTIFICATION) | Approved by: Quality Manager |
| Test Report S/N: 1C2004270034-09.BCG | Test Dates: 05/01/2020 - 07/29/2020 | EUT Type: Tablet Device | Page 19 of 210 |

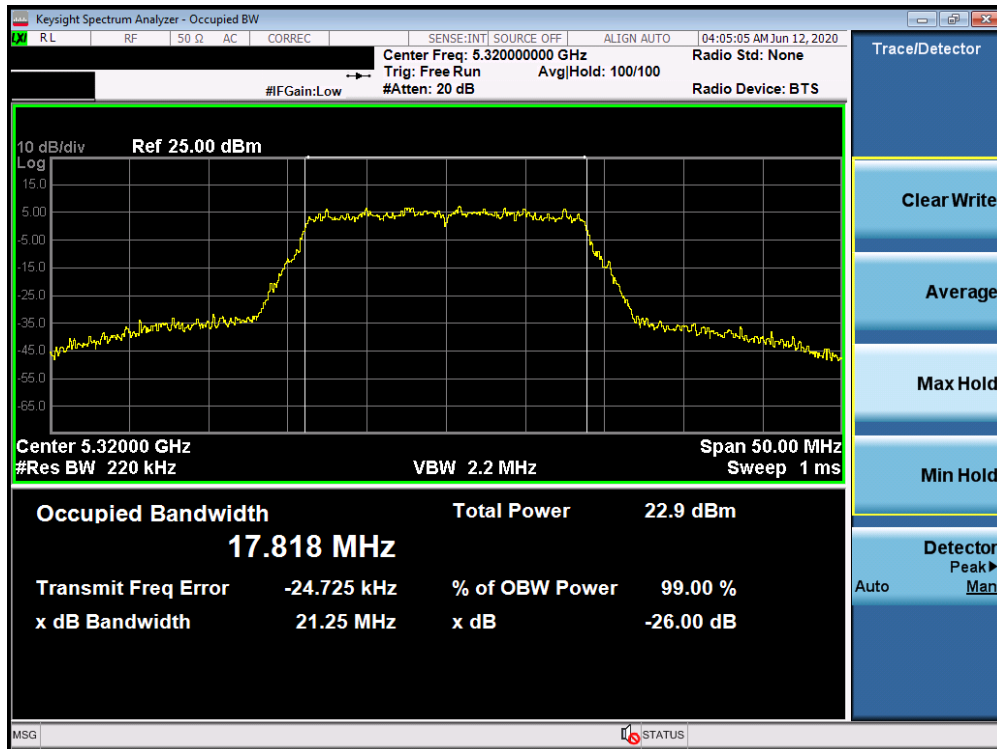


Plot 7-7. 26dB Bandwidth Plot SISO CORE 0 (20MHz BW 802.11n (UNII Band 2A) – Ch. 52)

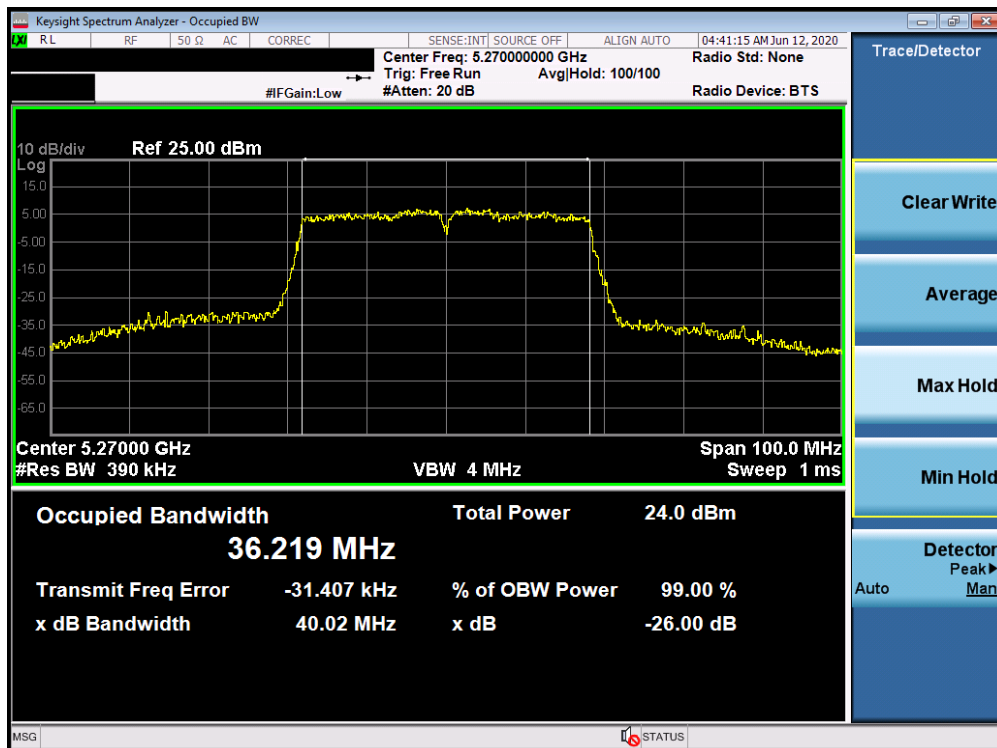


Plot 7-8. 26dB Bandwidth Plot SISO CORE 0 (20MHz BW 802.11n (UNII Band 2A) – Ch. 56)

| | | | |
|---|--|---------------------------------------|---------------------------------|
| FCC ID: BCGA2429 | PCTEST Proud to be part of element | MEASUREMENT REPORT (CERTIFICATION) | Approved by: Quality Manager |
| Test Report S/N: 1C2004270034-09.BCG | Test Dates: 05/01/2020 - 07/29/2020 | EUT Type: Tablet Device | Page 20 of 210 |

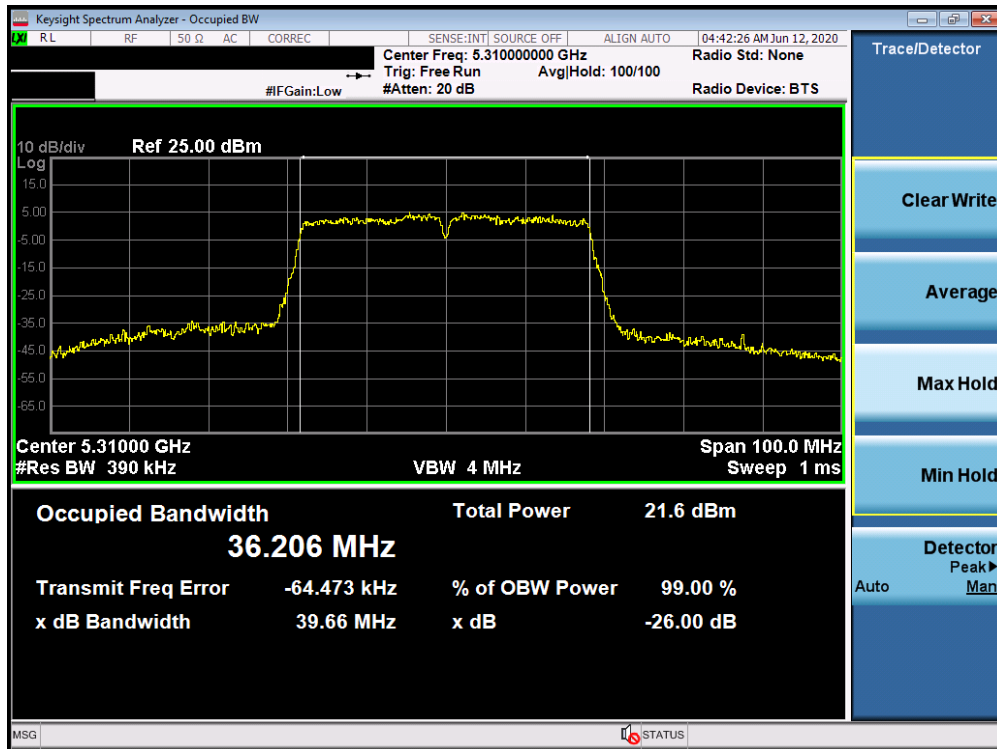


Plot 7-9. 26dB Bandwidth Plot SISO CORE 0 (20MHz BW 802.11n (UNII Band 2A) – Ch. 64)

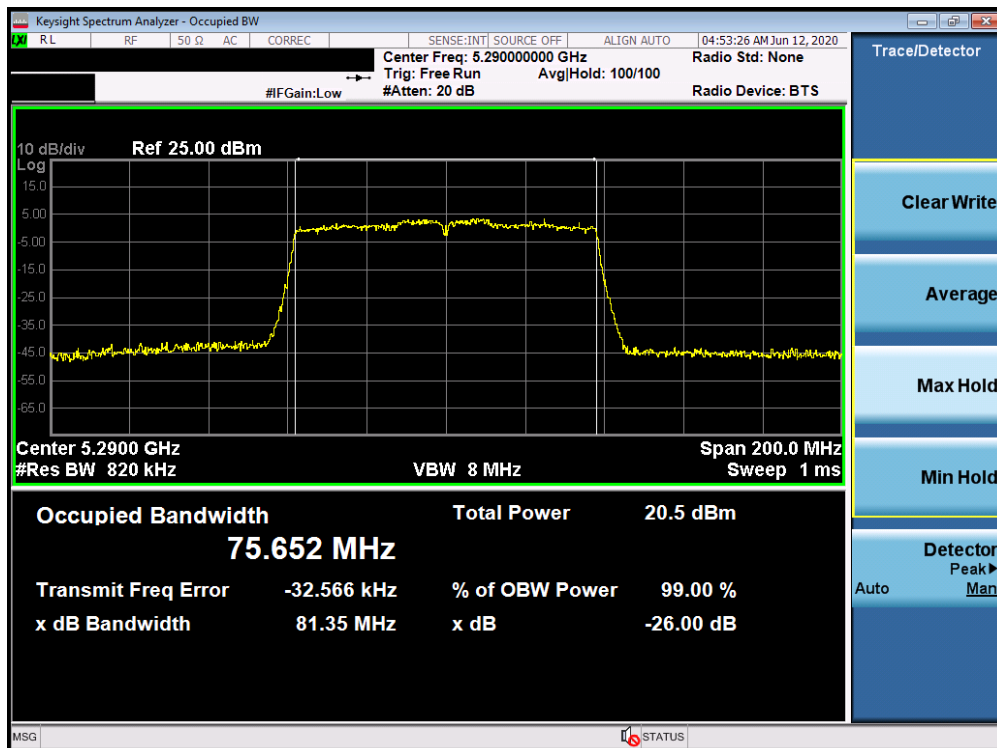


Plot 7-10. 26dB Bandwidth Plot SISO CORE 0 (40MHz BW 802.11n (UNII Band 2A) – Ch. 54)

| | | | |
|---|--|---------------------------------------|---------------------------------|
| FCC ID: BCGA2429 | PCTEST Proud to be part of element | MEASUREMENT REPORT (CERTIFICATION) | Approved by: Quality Manager |
| Test Report S/N: 1C2004270034-09.BCG | Test Dates: 05/01/2020 - 07/29/2020 | EUT Type: Tablet Device | Page 21 of 210 |

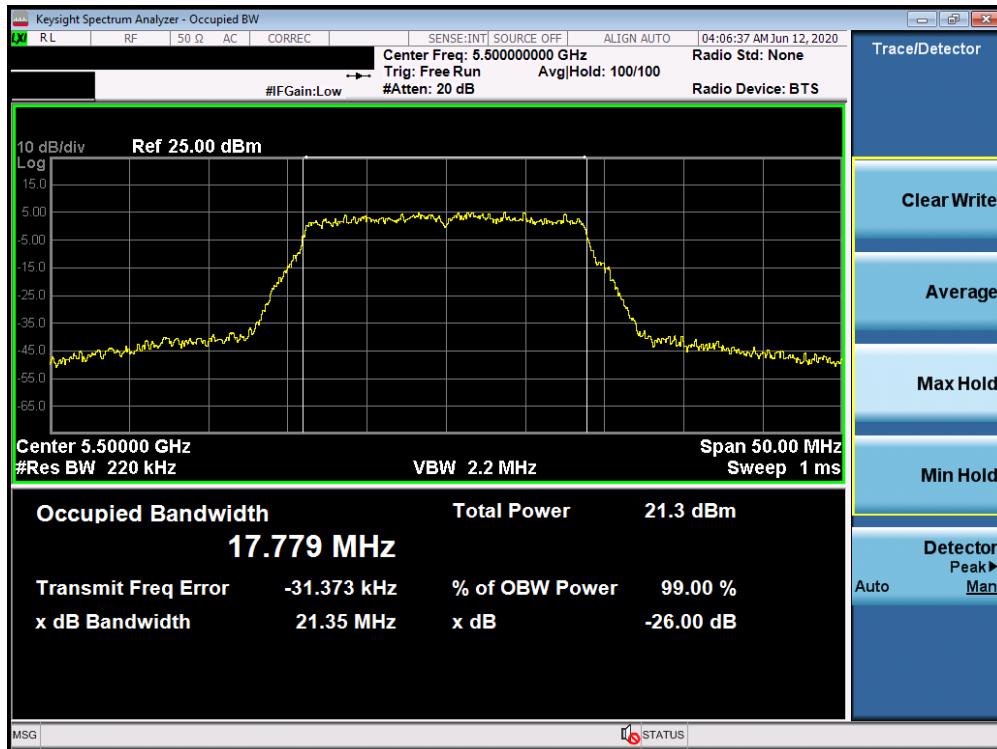


Plot 7-11. 26dB Bandwidth Plot SISO CORE 0 (40MHz BW 802.11n (UNII Band 2A) – Ch. 62)

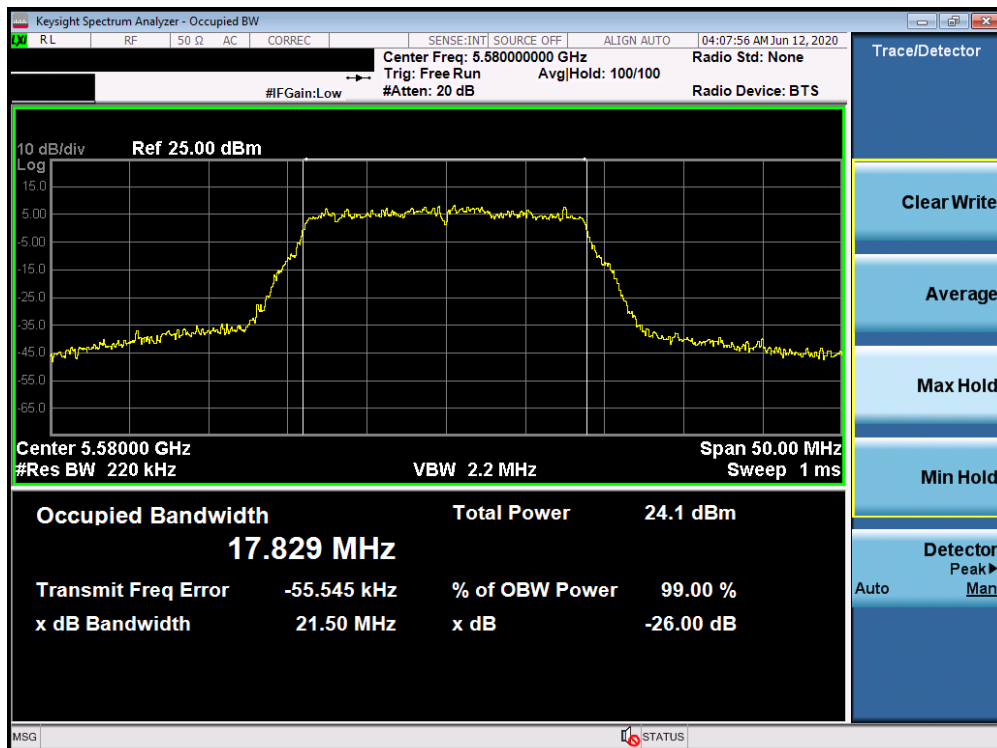


Plot 7-12. 26dB Bandwidth Plot SISO CORE 0 (80MHz BW 802.11ac (UNII Band 2A) – Ch. 58)

| | | | |
|---|--|---------------------------------------|---------------------------------|
| FCC ID: BCGA2429 | PCTEST Proud to be part of element | MEASUREMENT REPORT (CERTIFICATION) | Approved by: Quality Manager |
| Test Report S/N: 1C2004270034-09.BCG | Test Dates: 05/01/2020 - 07/29/2020 | EUT Type: Tablet Device | Page 22 of 210 |

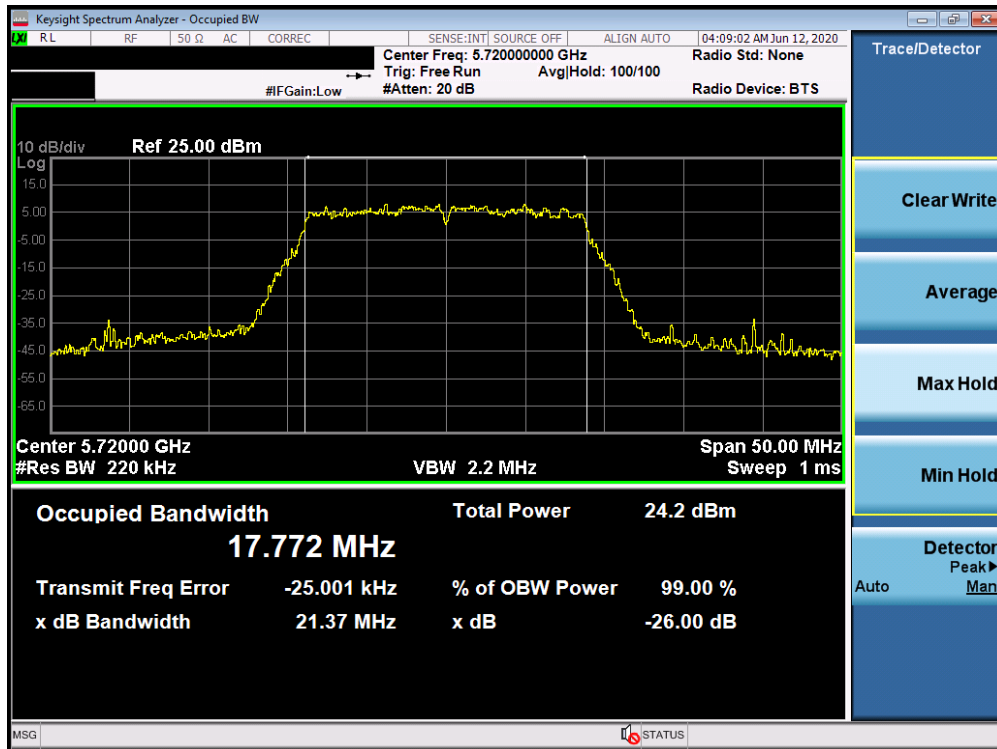


Plot 7-13. 26dB Bandwidth Plot SISO CORE 0 (20MHz BW 802.11n (UNII Band 2C) – Ch. 100)

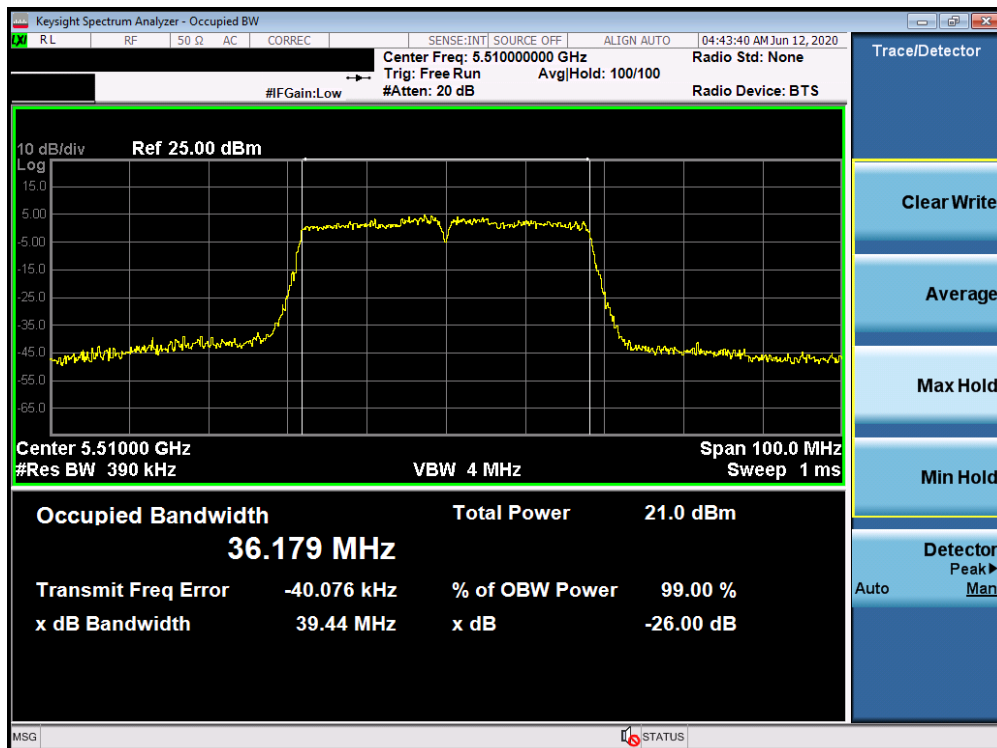


Plot 7-14. 26dB Bandwidth Plot SISO CORE 0 (20MHz BW 802.11n (UNII Band 2C) – Ch. 116)

| | | | |
|---|--|---------------------------------------|---------------------------------|
| FCC ID: BCGA2429 | PCTEST Proud to be part of element | MEASUREMENT REPORT (CERTIFICATION) | Approved by: Quality Manager |
| Test Report S/N: 1C2004270034-09.BCG | Test Dates: 05/01/2020 - 07/29/2020 | EUT Type: Tablet Device | Page 23 of 210 |

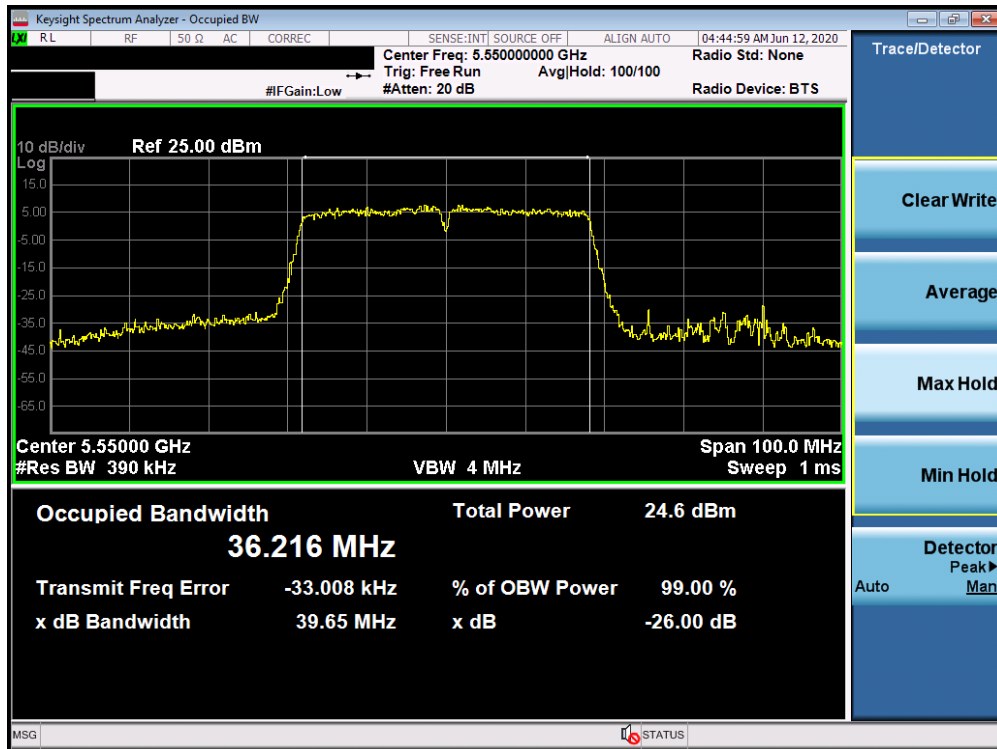


Plot 7-15. 26dB Bandwidth Plot SISO CORE 0 (20MHz BW 802.11n (UNII Band 2C) – Ch. 44)

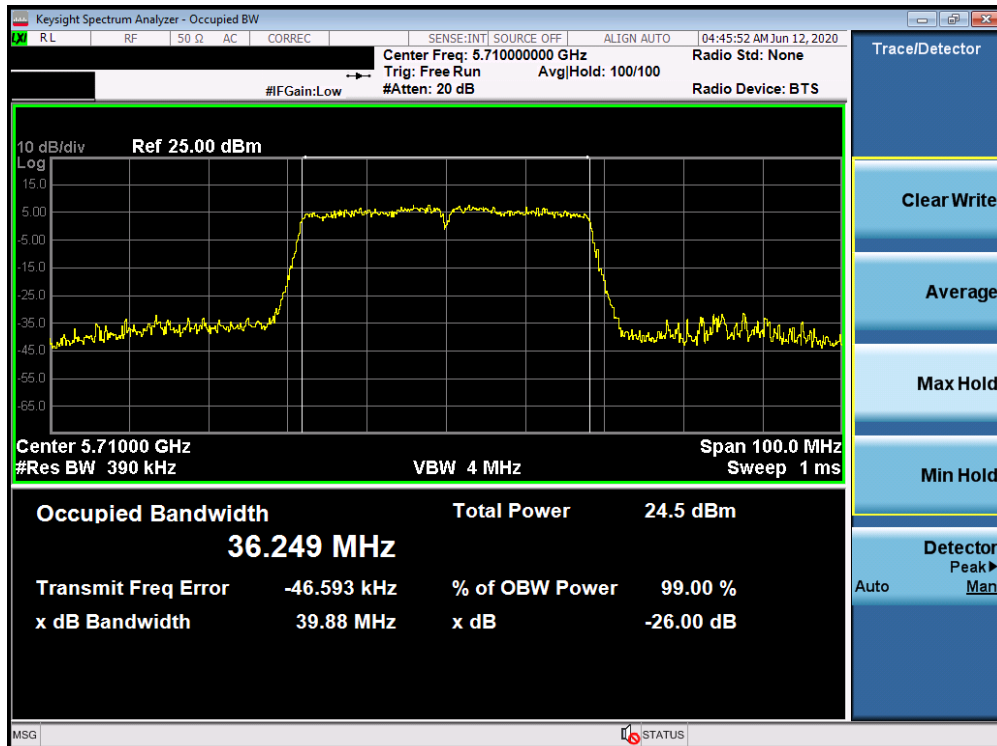


Plot 7-16. 26dB Bandwidth Plot SISO CORE 0 (40MHz BW 802.11n (UNII Band 2C) – Ch. 102)

| | | | |
|---|--|---------------------------------------|---------------------------------|
| FCC ID: BCGA2429 | PCTEST Proud to be part of element | MEASUREMENT REPORT (CERTIFICATION) | Approved by: Quality Manager |
| Test Report S/N: 1C2004270034-09.BCG | Test Dates: 05/01/2020 - 07/29/2020 | EUT Type: Tablet Device | Page 24 of 210 |

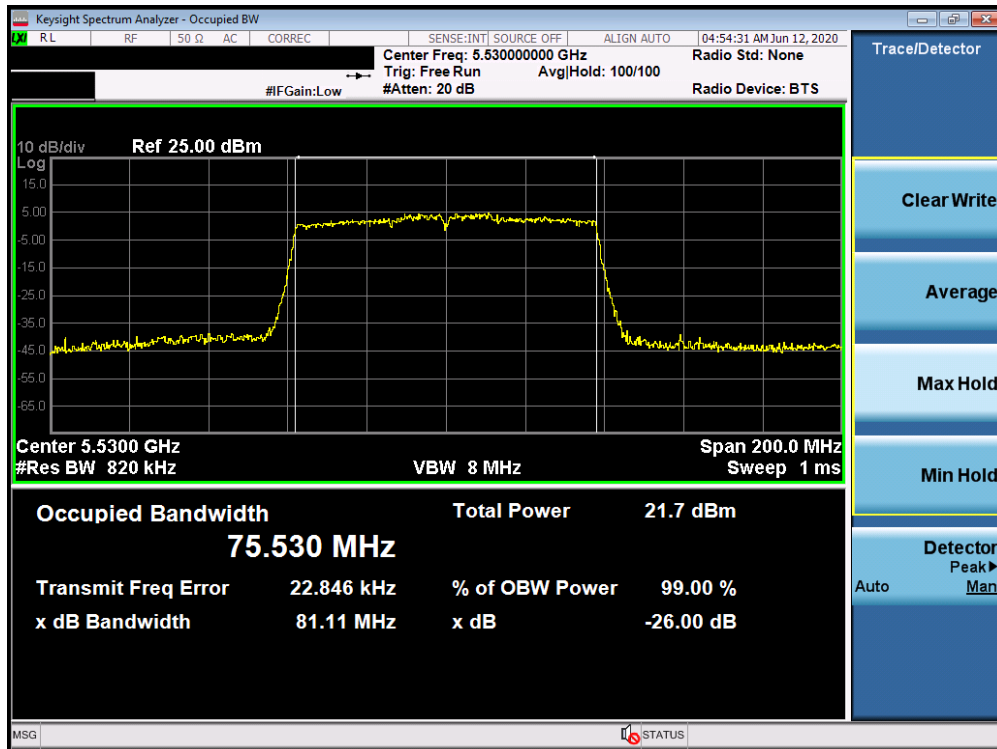


Plot 7-17. 26dB Bandwidth Plot SISO CORE 0 (40MHz BW 802.11n (UNII Band 2C) – Ch. 110)

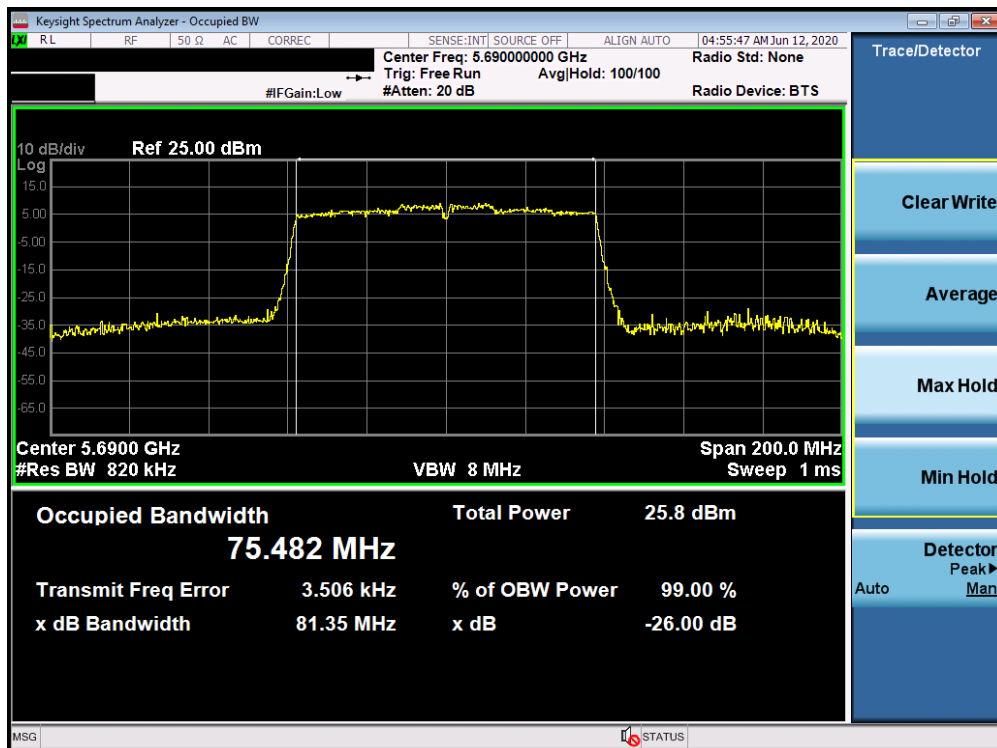


Plot 7-18. 26dB Bandwidth Plot SISO CORE 0 (40MHz BW 802.11n (UNII Band 2C) – Ch. 142)

| | | | |
|---|--|---------------------------------------|---------------------------------|
| FCC ID: BCGA2429 | PCTEST Proud to be part of element | MEASUREMENT REPORT (CERTIFICATION) | Approved by: Quality Manager |
| Test Report S/N: 1C2004270034-09.BCG | Test Dates: 05/01/2020 - 07/29/2020 | EUT Type: Tablet Device | Page 25 of 210 |



Plot 7-19. 26dB Bandwidth Plot SISO CORE 0 (80MHz BW 802.11ac (UNII Band 2C) – Ch. 106)



Plot 7-20. 26dB Bandwidth Plot SISO CORE 0 (80MHz BW 802.11ac (UNII Band 2C) – Ch. 138)

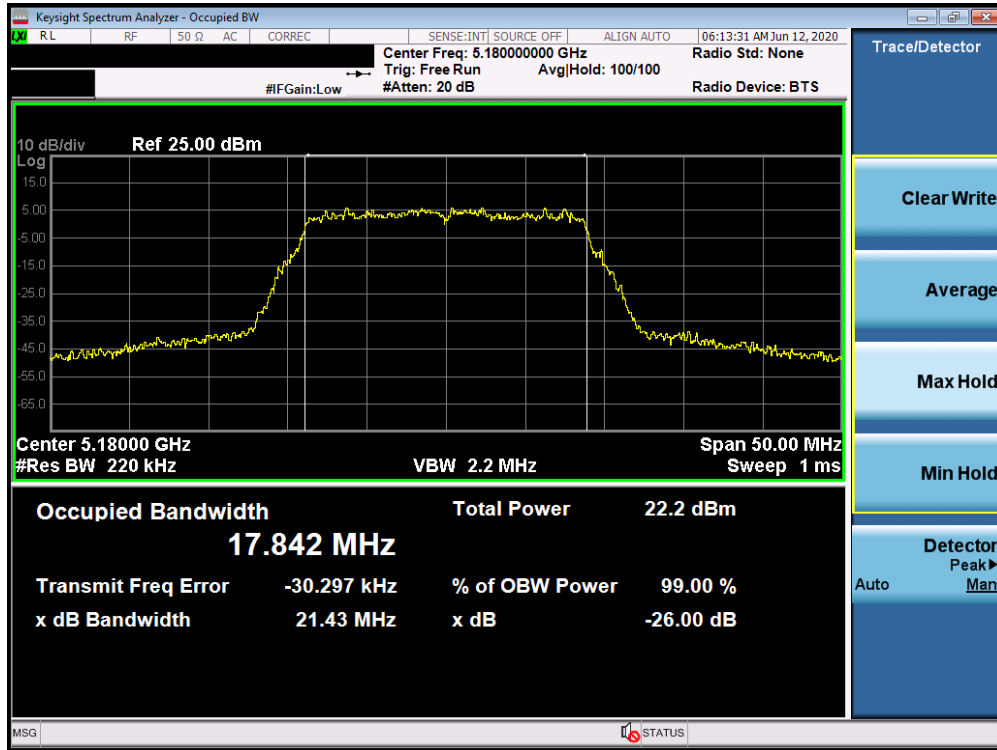
| | | | |
|---|--|---------------------------------------|---------------------------------|
| FCC ID: BCGA2429 | PCTEST Proud to be part of element | MEASUREMENT REPORT (CERTIFICATION) | Approved by: Quality Manager |
| Test Report S/N: 1C2004270034-09.BCG | Test Dates: 05/01/2020 - 07/29/2020 | EUT Type: Tablet Device | Page 26 of 210 |

SISO Core-1 26dB Bandwidth Measurements

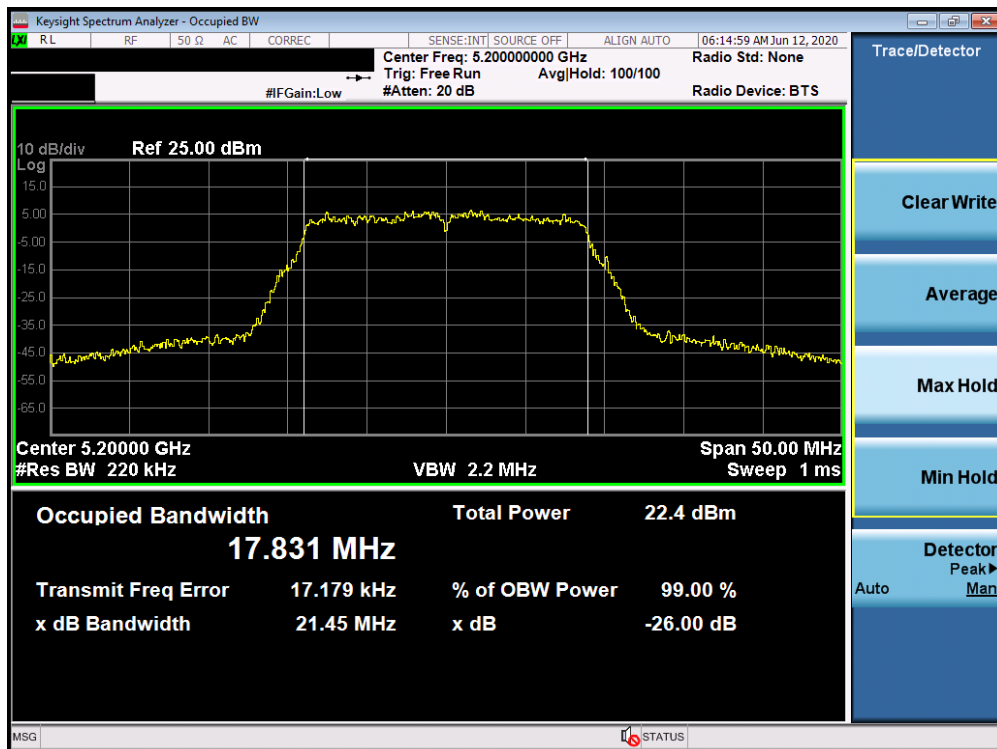
| | Frequency [MHz] | Channel No. | 802.11 Mode | Data Rate [Mbps] | Measured 26dB Bandwidth [MHz] |
|---------|-----------------|-------------|-------------|------------------|-------------------------------|
| Band 1 | 5180 | 36 | n (20MHz) | 6.5/7.2 (MCS0) | 21.43 |
| | 5200 | 40 | n (20MHz) | 6.5/7.2 (MCS0) | 21.45 |
| | 5240 | 48 | n (20MHz) | 6.5/7.2 (MCS0) | 21.22 |
| | 5190 | 38 | n (40MHz) | 13.5/15 (MCS0) | 39.54 |
| | 5230 | 46 | n (40MHz) | 13.5/15 (MCS0) | 39.48 |
| | 5210 | 42 | ac (80MHz) | 29.3/32.5 (MCS0) | 81.00 |
| Band 2A | 5260 | 52 | n (20MHz) | 6.5/7.2 (MCS0) | 21.29 |
| | 5280 | 56 | n (20MHz) | 6.5/7.2 (MCS0) | 21.54 |
| | 5320 | 64 | n (20MHz) | 6.5/7.2 (MCS0) | 21.37 |
| | 5270 | 54 | n (40MHz) | 13.5/15 (MCS0) | 39.37 |
| | 5310 | 62 | n (40MHz) | 13.5/15 (MCS0) | 39.48 |
| | 5290 | 58 | ac (80MHz) | 29.3/32.5 (MCS0) | 81.29 |
| Band 2C | 5500 | 100 | n (20MHz) | 6.5/7.2 (MCS0) | 21.20 |
| | 5580 | 116 | n (20MHz) | 6.5/7.2 (MCS0) | 21.26 |
| | 5720 | 144 | n (20MHz) | 6.5/7.2 (MCS0) | 21.30 |
| | 5510 | 102 | n (40MHz) | 13.5/15 (MCS0) | 39.73 |
| | 5550 | 110 | n (40MHz) | 13.5/15 (MCS0) | 39.51 |
| | 5710 | 142 | n (40MHz) | 13.5/15 (MCS0) | 39.75 |
| | 5530 | 106 | ac (80MHz) | 29.3/32.5 (MCS0) | 81.44 |
| | 5690 | 138 | ac (80MHz) | 29.3/32.5 (MCS0) | 81.63 |

Table 7-3. Conducted Bandwidth Measurements SISO CORE 1

| | | | |
|---|---|---------------------------------------|---------------------------------|
| FCC ID: BCGA2429 |  | MEASUREMENT REPORT (CERTIFICATION) | Approved by: Quality Manager |
| Test Report S/N: 1C2004270034-09.BCG | Test Dates: 05/01/2020 - 07/29/2020 | EUT Type: Tablet Device | Page 27 of 210 |

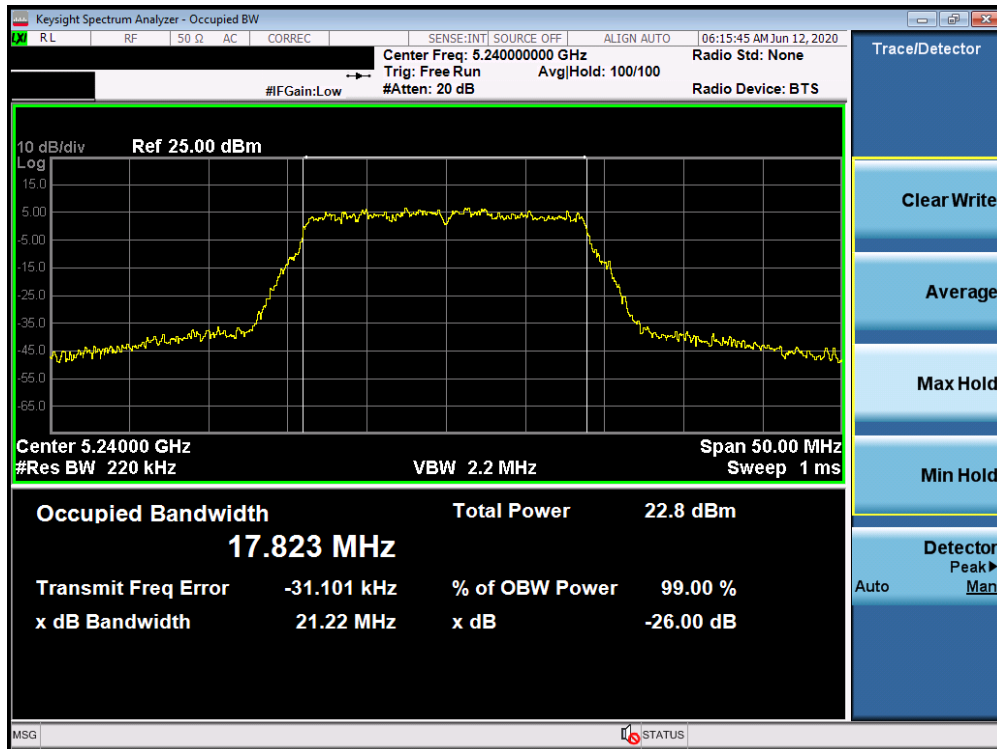


Plot 7-21. 26dB Bandwidth Plot SISO CORE 1 (20MHz BW 802.11n (UNII Band 1) – Ch. 36)

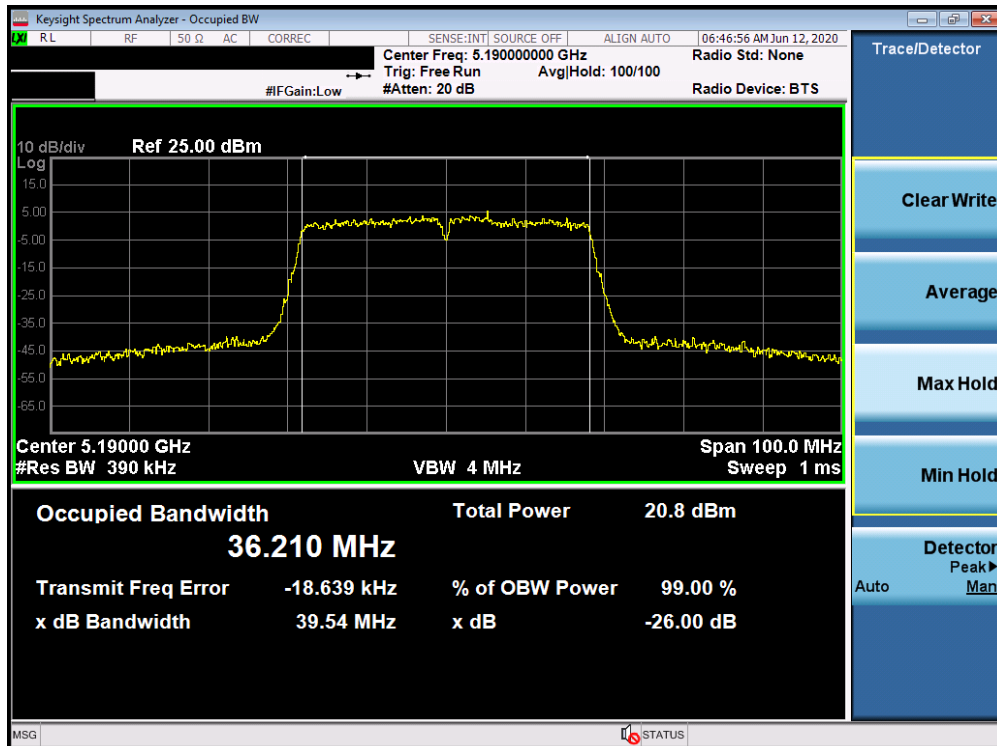


Plot 7-22. 26dB Bandwidth Plot SISO CORE 1 (20MHz BW 802.11n (UNII Band 1) – Ch. 40)

| | | | |
|---|--|---------------------------------------|---------------------------------|
| FCC ID: BCGA2429 | PCTEST Proud to be part of element | MEASUREMENT REPORT (CERTIFICATION) | Approved by: Quality Manager |
| Test Report S/N: 1C2004270034-09.BCG | Test Dates: 05/01/2020 - 07/29/2020 | EUT Type: Tablet Device | Page 28 of 210 |

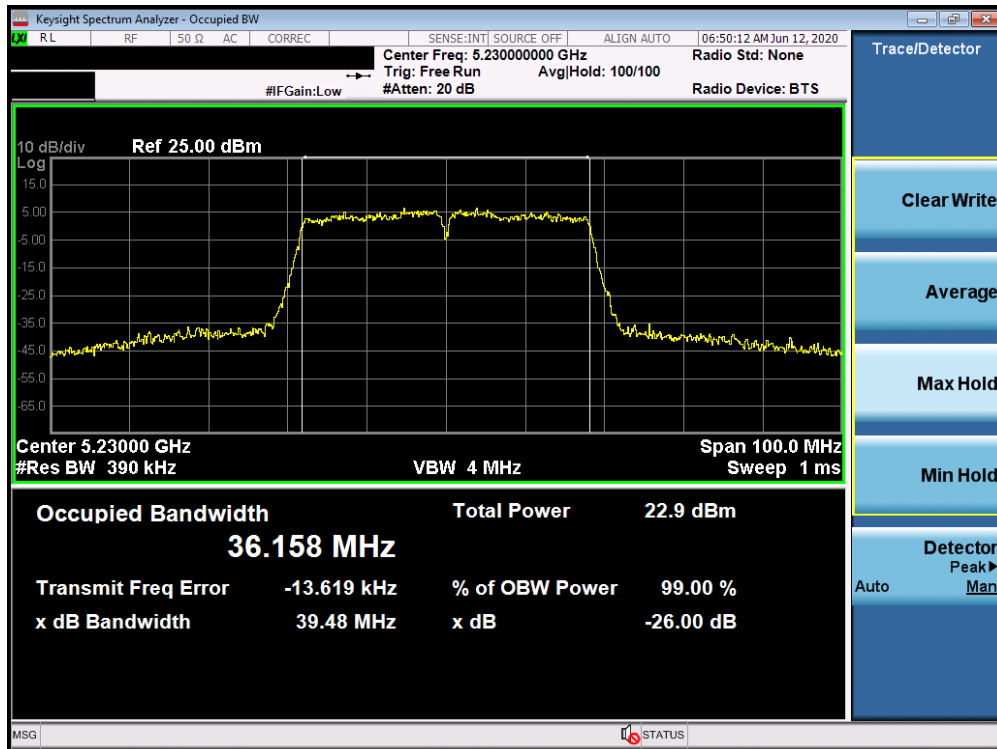


Plot 7-23. 26dB Bandwidth Plot SISO CORE 1 (20MHz BW 802.11n (UNII Band 1) – Ch. 48)

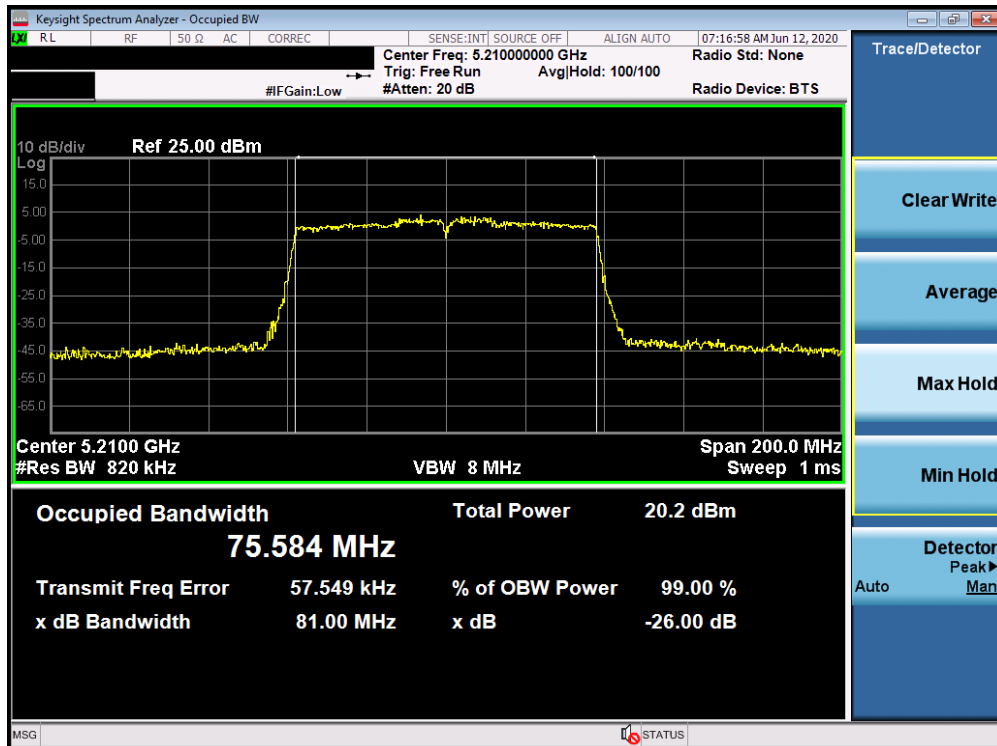


Plot 7-24. 26dB Bandwidth Plot SISO CORE 1 (40MHz BW 802.11n (UNII Band 1) – Ch. 38)

| | | | |
|---|--|---------------------------------------|---------------------------------|
| FCC ID: BCGA2429 | PCTEST Proud to be part of element | MEASUREMENT REPORT (CERTIFICATION) | Approved by: Quality Manager |
| Test Report S/N: 1C2004270034-09.BCG | Test Dates: 05/01/2020 - 07/29/2020 | EUT Type: Tablet Device | Page 29 of 210 |

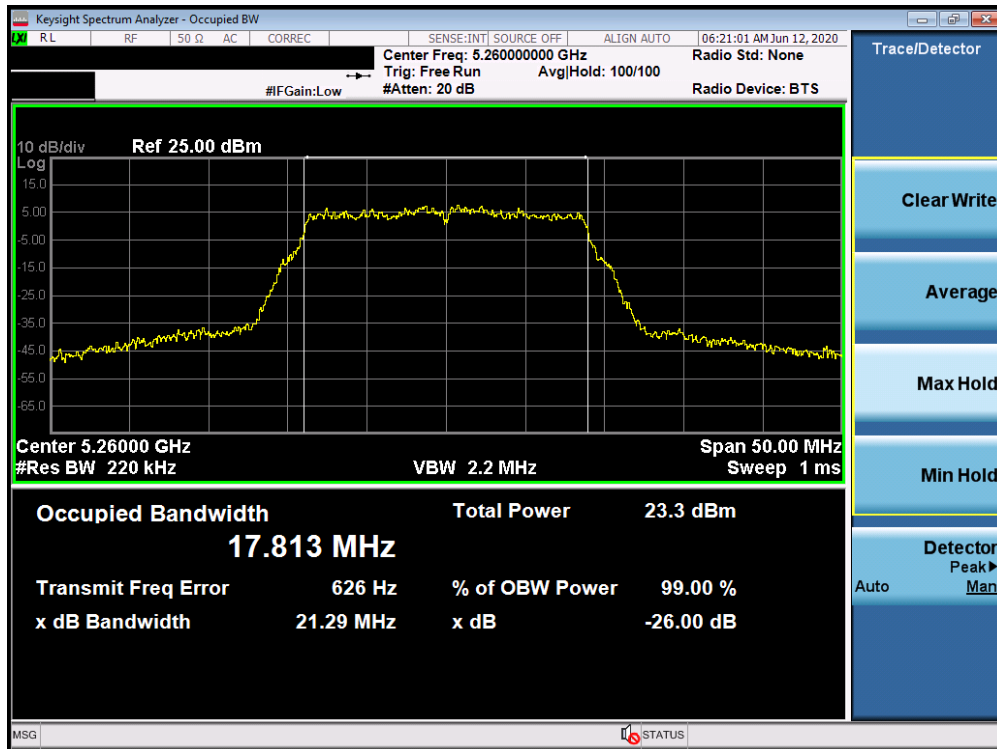


Plot 7-25. 26dB Bandwidth Plot SISO CORE 1 (40MHz BW 802.11n (UNII Band 1) – Ch. 46)

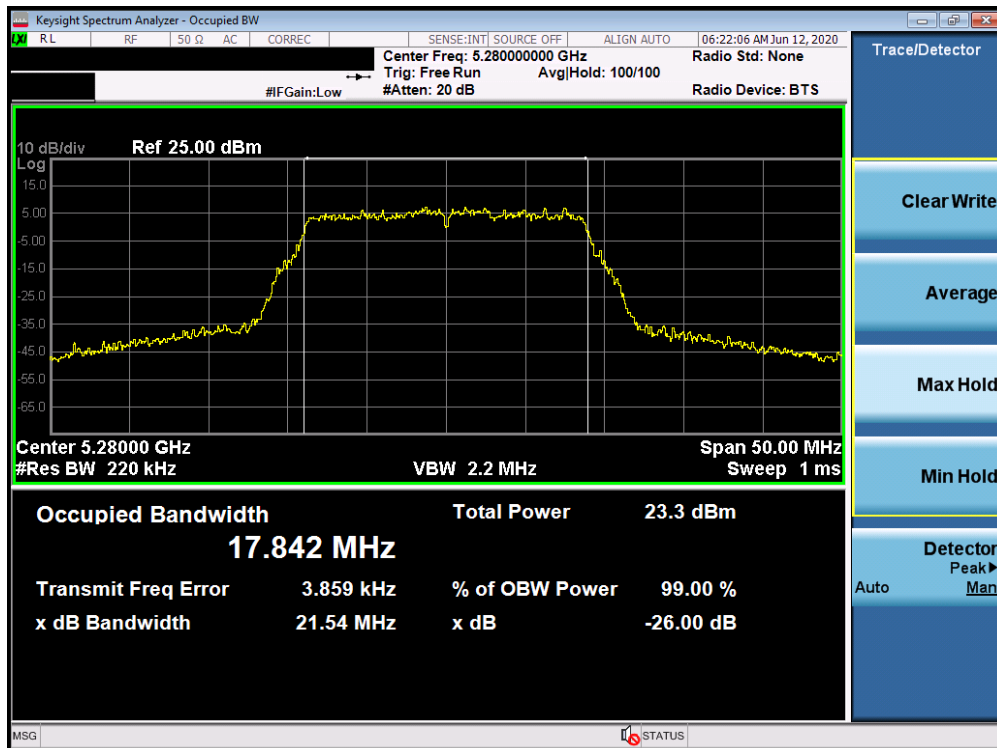


Plot 7-26. 26dB Bandwidth Plot SISO CORE 1 (80MHz BW 802.11ac (UNII Band 1) – Ch. 42)

| | | | |
|---|--|---------------------------------------|---------------------------------|
| FCC ID: BCGA2429 | PCTEST Proud to be part of element | MEASUREMENT REPORT (CERTIFICATION) | Approved by: Quality Manager |
| Test Report S/N: 1C2004270034-09.BCG | Test Dates: 05/01/2020 - 07/29/2020 | EUT Type: Tablet Device | Page 30 of 210 |

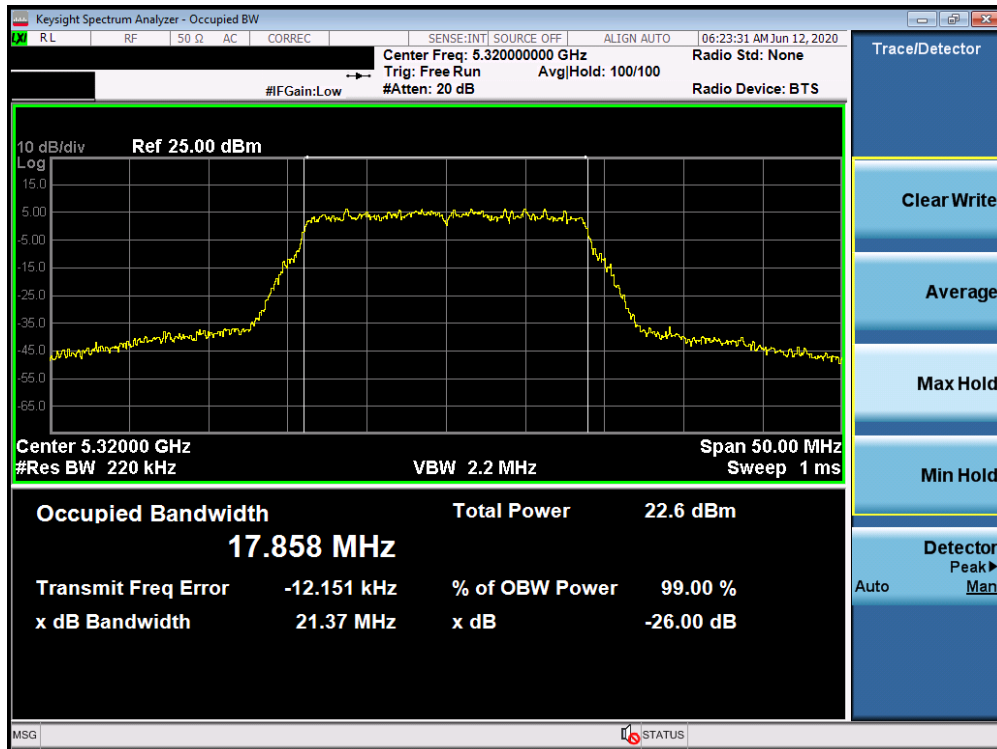


Plot 7-27. 26dB Bandwidth Plot SISO CORE 1 (20MHz BW 802.11n (UNII Band 2A) – Ch. 52)

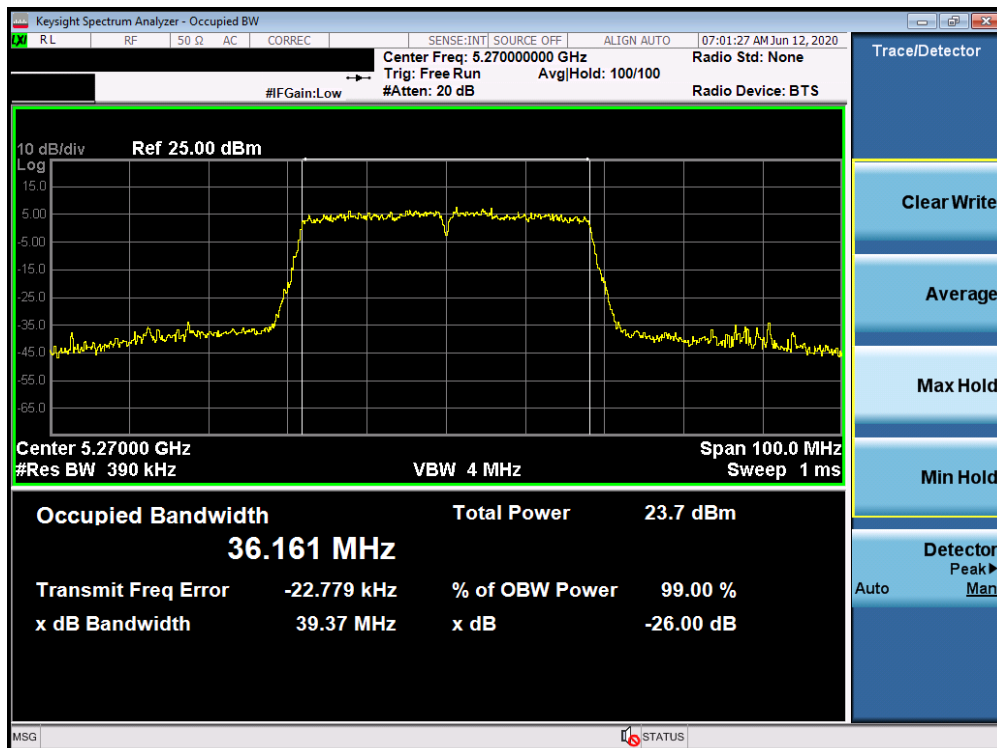


Plot 7-28. 26dB Bandwidth Plot SISO CORE 1 (20MHz BW 802.11n (UNII Band 2A) – Ch. 56)

| | | | |
|---|--|---------------------------------------|---------------------------------|
| FCC ID: BCGA2429 | PCTEST Proud to be part of element | MEASUREMENT REPORT (CERTIFICATION) | Approved by: Quality Manager |
| Test Report S/N: 1C2004270034-09.BCG | Test Dates: 05/01/2020 - 07/29/2020 | EUT Type: Tablet Device | Page 31 of 210 |

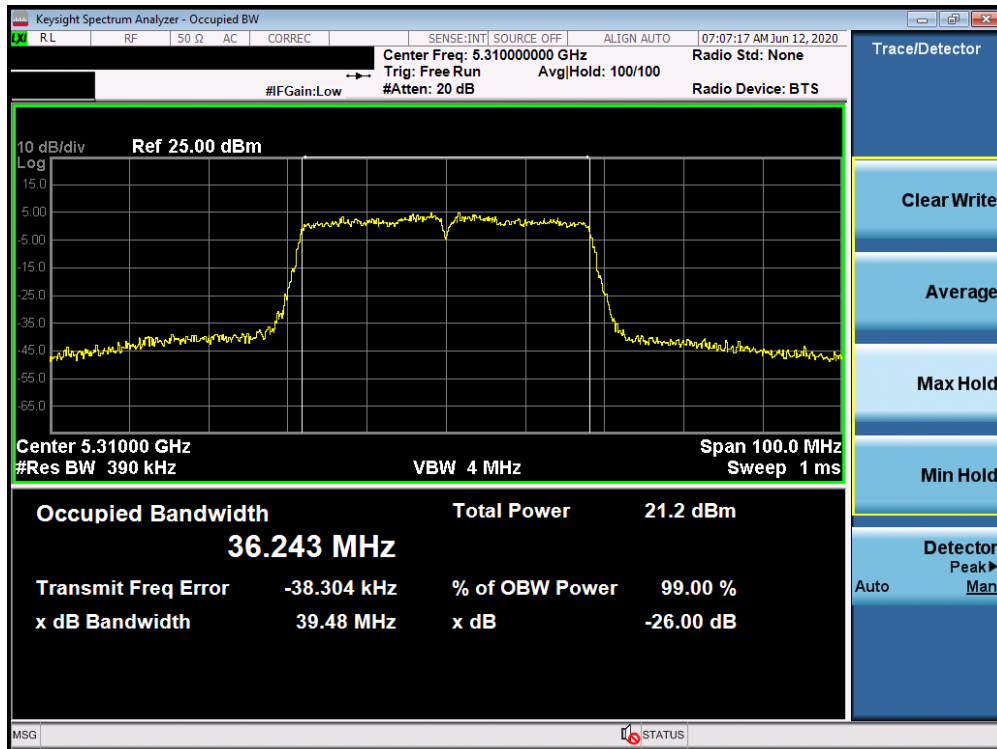


Plot 7-29. 26dB Bandwidth Plot SISO CORE 1 (20MHz BW 802.11n (UNII Band 2A) – Ch. 64)

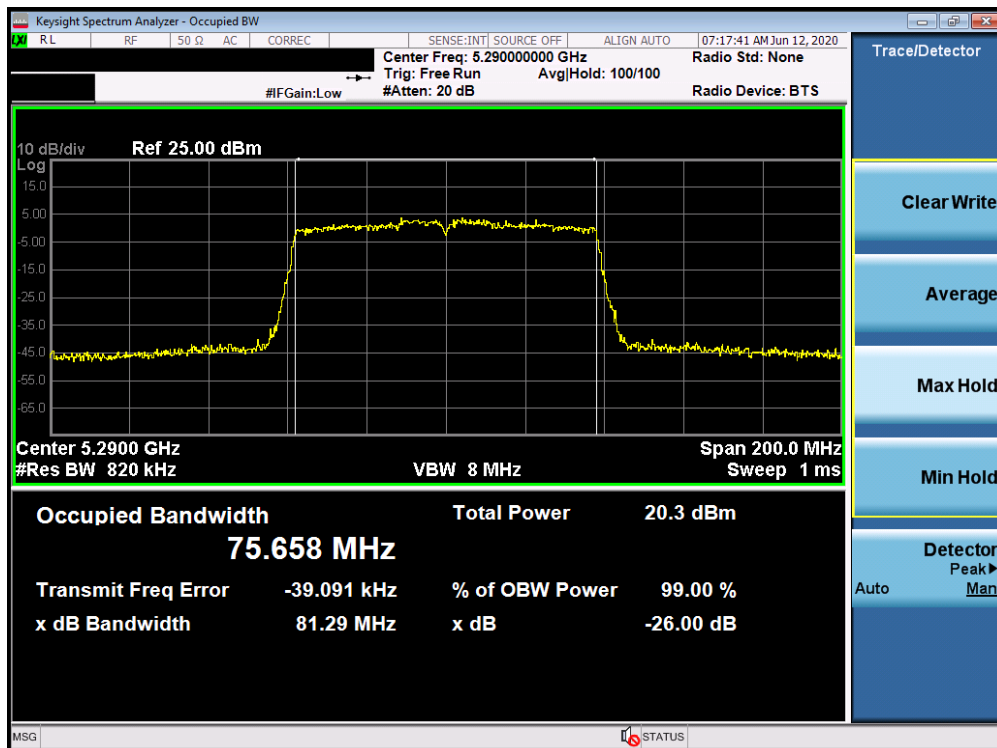


Plot 7-30. 26dB Bandwidth Plot SISO CORE 1 (40MHz BW 802.11n (UNII Band 2A) – Ch. 54)

| | | | |
|---|--|---------------------------------------|---------------------------------|
| FCC ID: BCGA2429 | PCTEST Proud to be part of element | MEASUREMENT REPORT (CERTIFICATION) | Approved by: Quality Manager |
| Test Report S/N: 1C2004270034-09.BCG | Test Dates: 05/01/2020 - 07/29/2020 | EUT Type: Tablet Device | Page 32 of 210 |

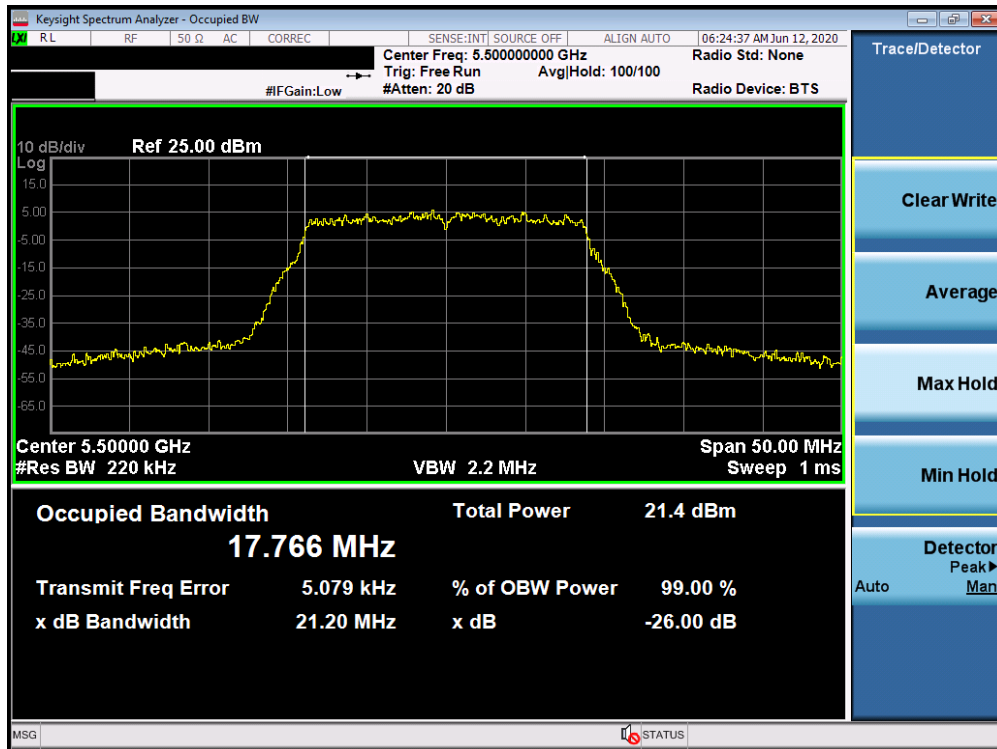


Plot 7-31. 26dB Bandwidth Plot SISO CORE 1 (40MHz BW 802.11n (UNII Band 2A) – Ch. 62)

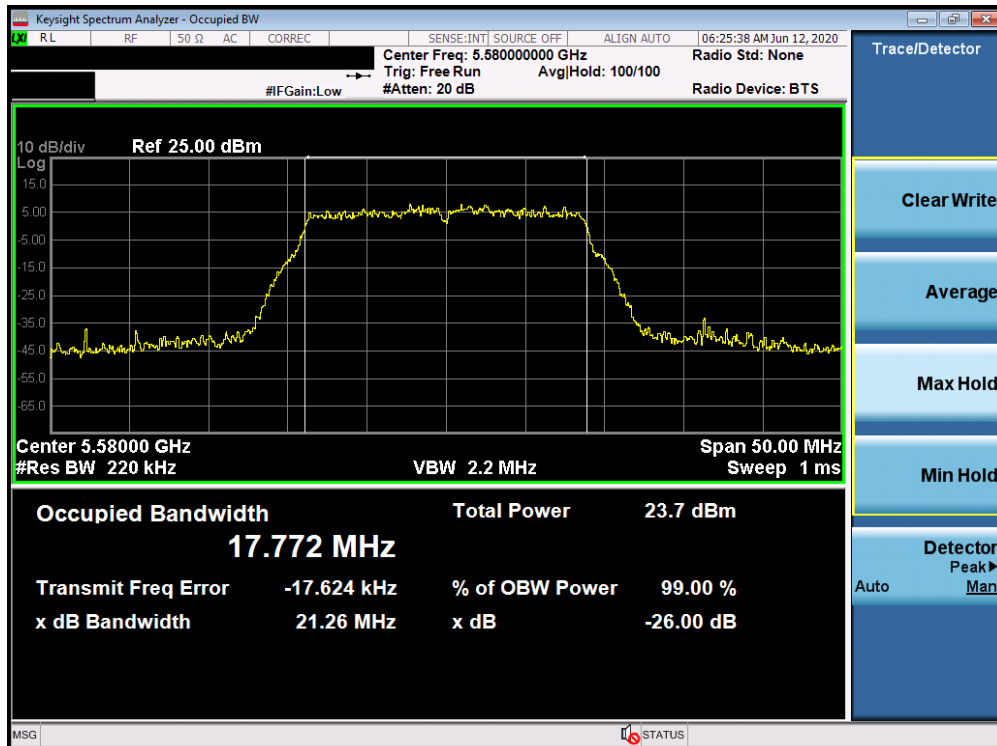


Plot 7-32. 26dB Bandwidth Plot SISO CORE 1 (80MHz BW 802.11ac (UNII Band 2A) – Ch. 58)

| | | | |
|---|--|---------------------------------------|---------------------------------|
| FCC ID: BCGA2429 | PCTEST Proud to be part of element | MEASUREMENT REPORT (CERTIFICATION) | Approved by: Quality Manager |
| Test Report S/N: 1C2004270034-09.BCG | Test Dates: 05/01/2020 - 07/29/2020 | EUT Type: Tablet Device | Page 33 of 210 |

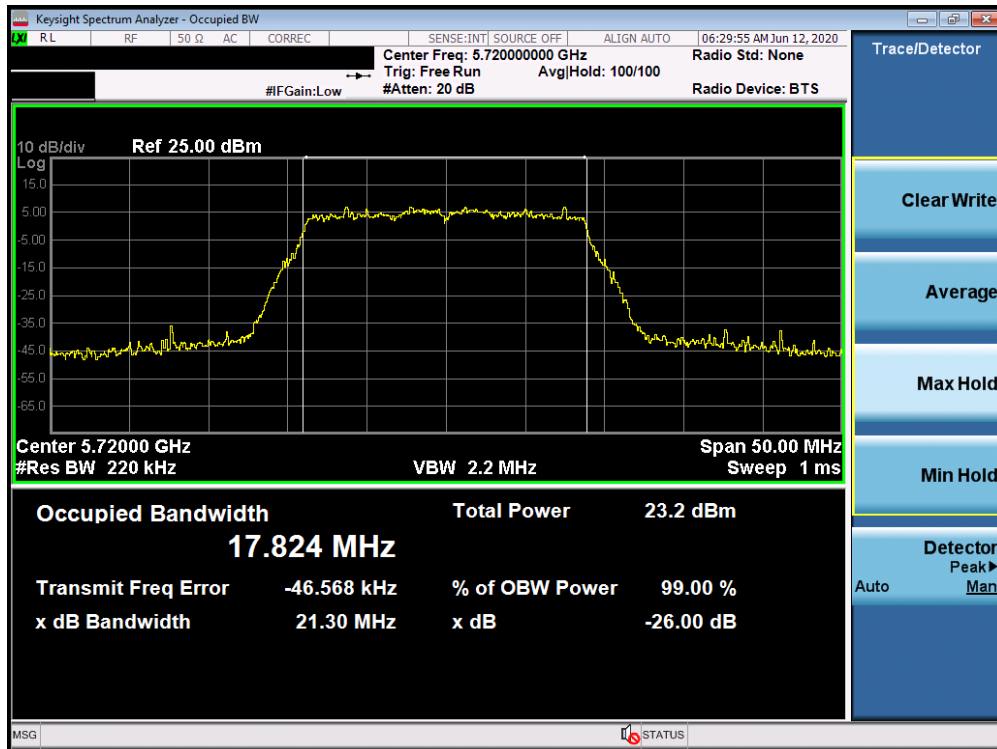


Plot 7-33. 26dB Bandwidth Plot SISO CORE 1 (20MHz BW 802.11n (UNII Band 2C) – Ch. 100)

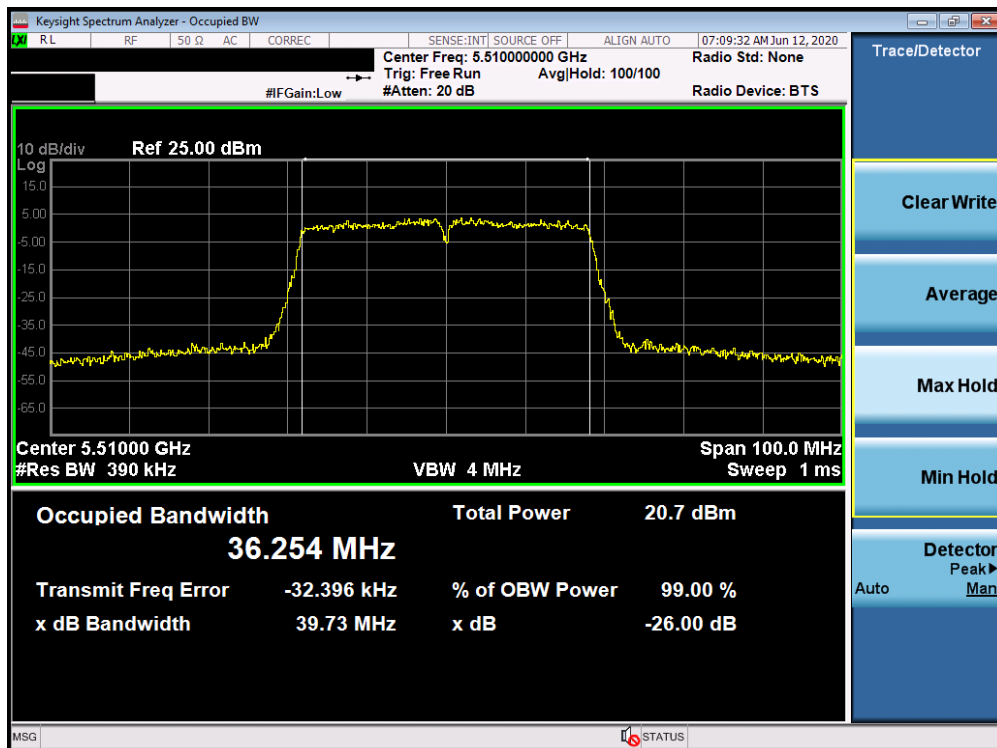


Plot 7-34. 26dB Bandwidth Plot SISO CORE 1 (20MHz BW 802.11n (UNII Band 2C) – Ch. 116)

| | | | |
|---|--|---------------------------------------|---------------------------------|
| FCC ID: BCGA2429 | PCTEST Proud to be part of element | MEASUREMENT REPORT (CERTIFICATION) | Approved by: Quality Manager |
| Test Report S/N: 1C2004270034-09.BCG | Test Dates: 05/01/2020 - 07/29/2020 | EUT Type: Tablet Device | Page 34 of 210 |

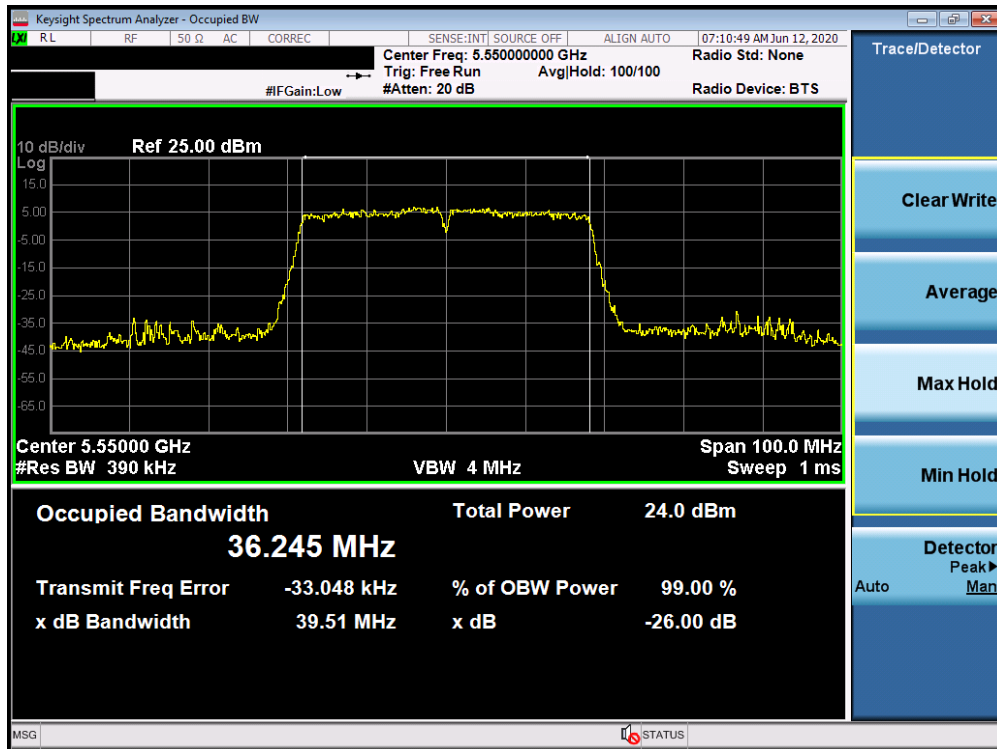


Plot 7-35. 26dB Bandwidth Plot SISO CORE 1 (20MHz BW 802.11n (UNII Band 2C) – Ch. 44)

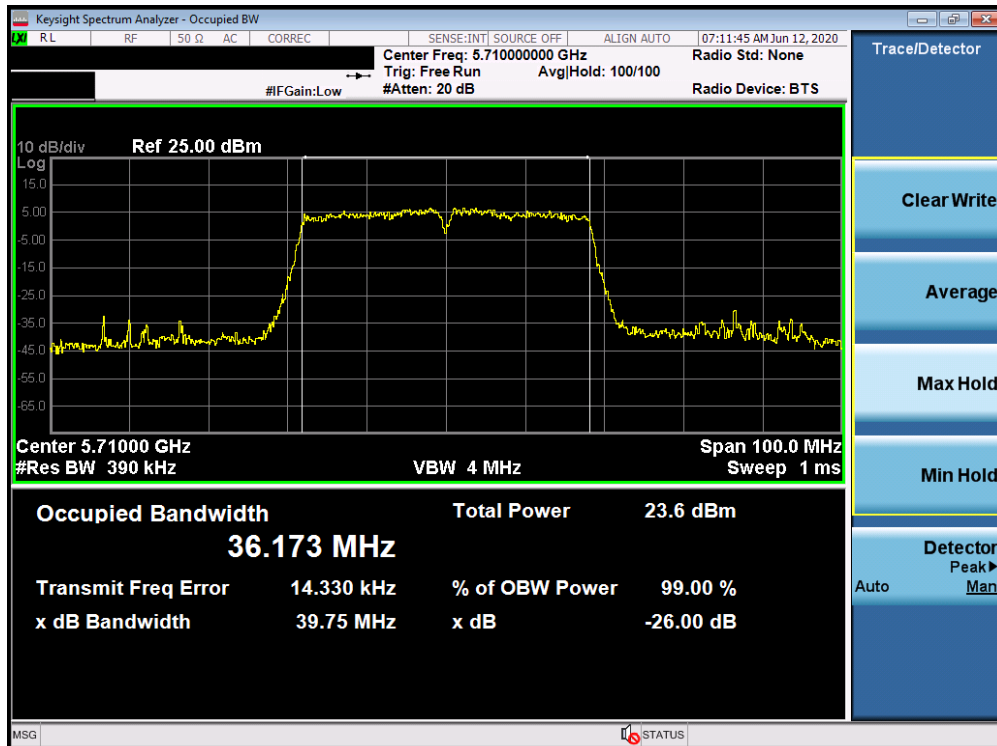


Plot 7-36. 26dB Bandwidth Plot SISO CORE 1 (40MHz BW 802.11n (UNII Band 2C) – Ch. 102)

| | | | |
|---|--|---------------------------------------|---------------------------------|
| FCC ID: BCGA2429 | PCTEST Proud to be part of element | MEASUREMENT REPORT (CERTIFICATION) | Approved by: Quality Manager |
| Test Report S/N: 1C2004270034-09.BCG | Test Dates: 05/01/2020 - 07/29/2020 | EUT Type: Tablet Device | Page 35 of 210 |

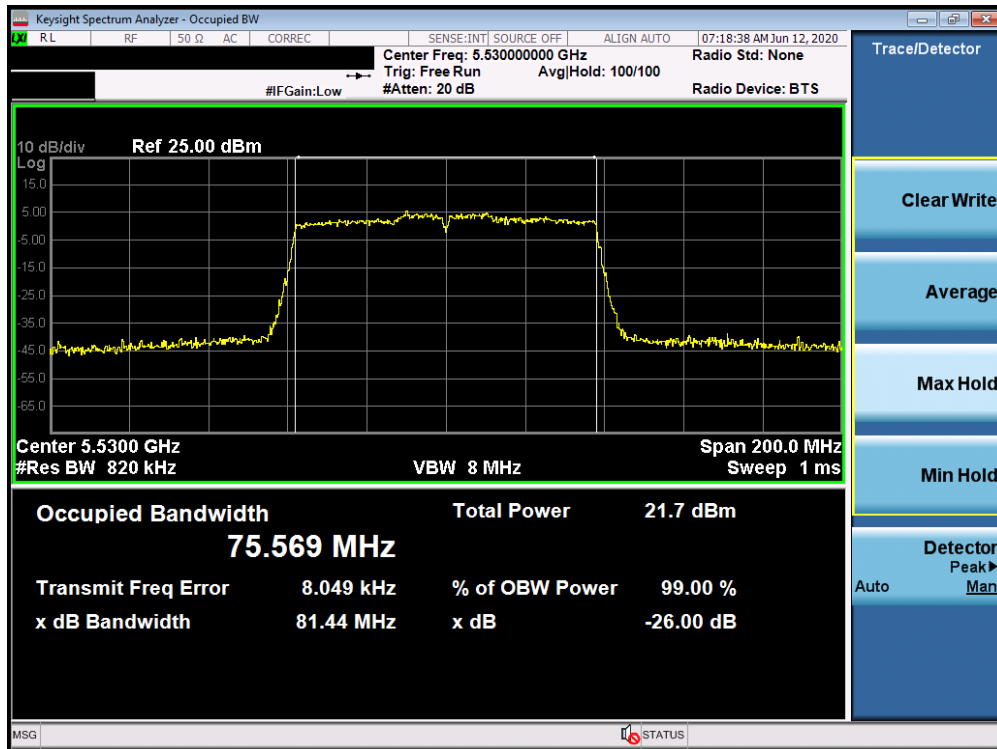


Plot 7-37. 26dB Bandwidth Plot SISO CORE 1 (40MHz BW 802.11n (UNII Band 2C) – Ch. 110)

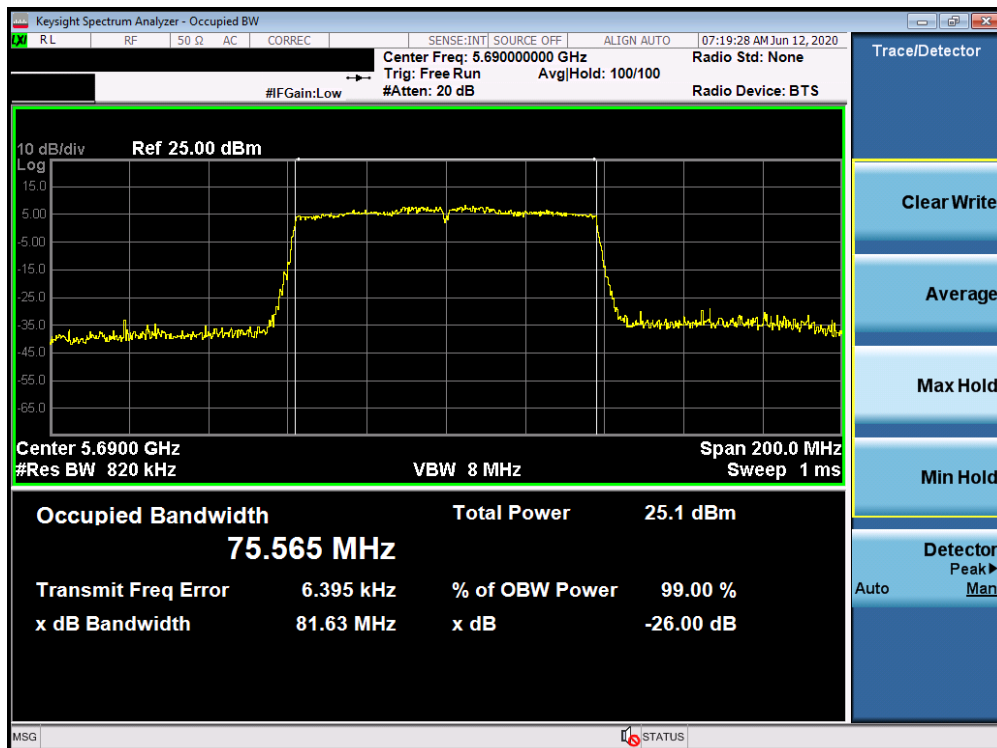


Plot 7-38. 26dB Bandwidth Plot SISO CORE 1 (40MHz BW 802.11n (UNII Band 2C) – Ch. 142)

| | | | |
|---|--|---------------------------------------|---------------------------------|
| FCC ID: BCGA2429 | PCTEST Proud to be part of element | MEASUREMENT REPORT (CERTIFICATION) | Approved by: Quality Manager |
| Test Report S/N: 1C2004270034-09.BCG | Test Dates: 05/01/2020 - 07/29/2020 | EUT Type: Tablet Device | Page 36 of 210 |



Plot 7-39. 26dB Bandwidth Plot SISO CORE 1 (80MHz BW 802.11ac (UNII Band 2C) – Ch. 106)



Plot 7-40. 26dB Bandwidth Plot SISO CORE 1 (80MHz BW 802.11ac (UNII Band 2C) – Ch. 138)

| | | | |
|---|--|---------------------------------------|---------------------------------|
| FCC ID: BCGA2429 | PCTEST Proud to be part of element | MEASUREMENT REPORT (CERTIFICATION) | Approved by: Quality Manager |
| Test Report S/N: 1C2004270034-09.BCG | Test Dates: 05/01/2020 - 07/29/2020 | EUT Type: Tablet Device | Page 37 of 210 |

7.3 6dB Bandwidth Measurement – 802.11a/n/ac §15.407 (e); RSS-Gen [6.7]

Test Overview and Limit

The bandwidth at 6dB down from the highest in-band spectral density is measured with a spectrum analyzer connected to the antenna terminal while the EUT is operating at its maximum duty cycle, at its maximum power control level, as defined in ANSI C63.10-2013 and KDB 789033 D02 v02r01, and at the appropriate frequencies. The spectrum analyzer's bandwidth measurement function is configured to measure the 6dB bandwidth.

In the 5.725 – 5.850GHz band, the 6dB bandwidth must be ≥ 500 kHz.

Test Procedure Used

ANSI C63.10-2013 – Section 6.9.2
KDB 789033 D02 v02r01 – Section C

Test Settings

1. The signal analyzers' automatic bandwidth measurement capability was used to perform the 6dB bandwidth measurement. The "X" dB bandwidth parameter was set to $X = 6$. The automatic bandwidth measurement function also has the capability of simultaneously measuring the 99% occupied bandwidth. The bandwidth measurement was not influenced by any intermediate power nulls in the fundamental emission.
2. RBW = 100 kHz
3. VBW $\geq 3 \times$ RBW
4. Detector = Peak
5. Trace mode = max hold
6. Sweep = auto couple

Test Setup

The EUT and measurement equipment were set up as shown in the diagram below.

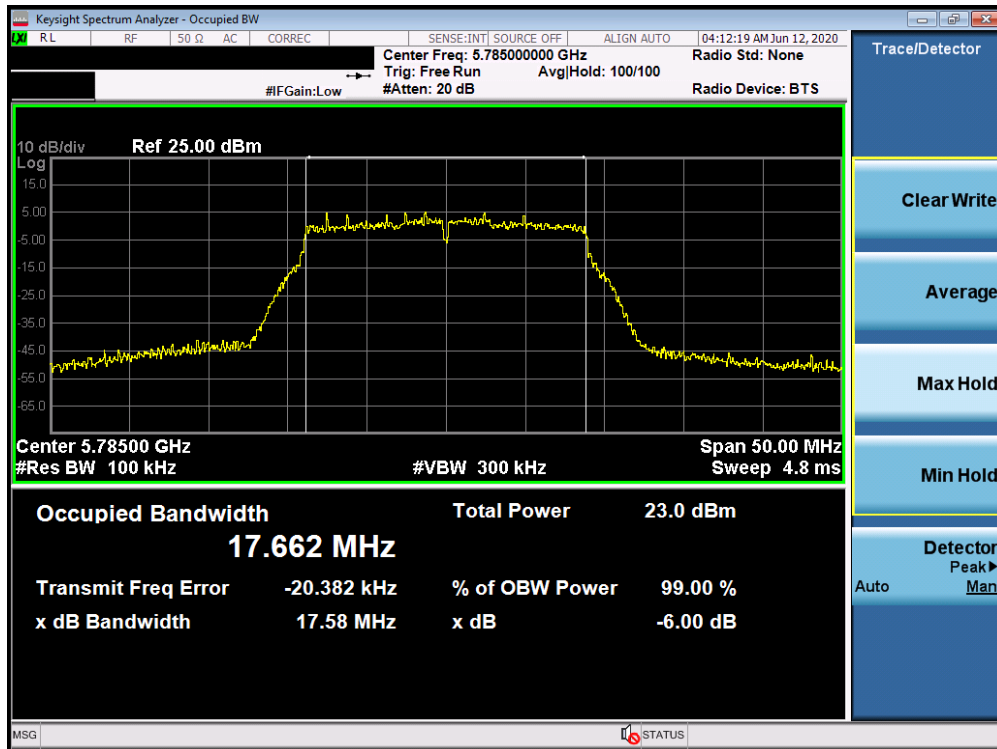


Figure 7-2. Test Instrument & Measurement Setup

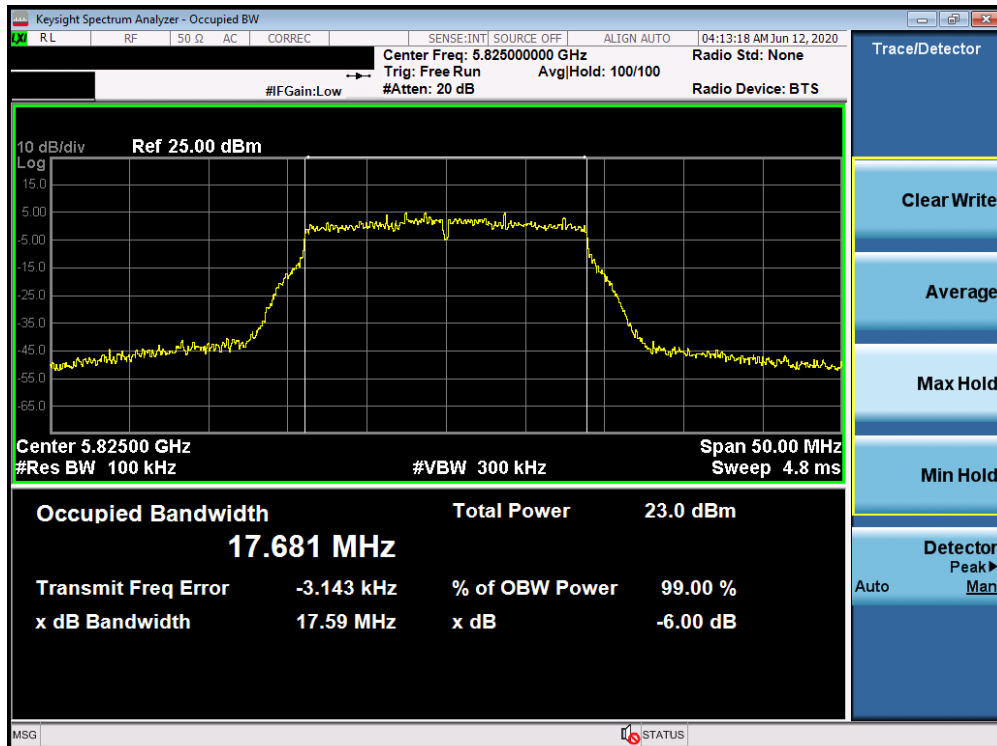
Test Notes

All antenna configurations were investigated and only the worst case is reported.

| | | | |
|---|--|---------------------------------------|---------------------------------|
| FCC ID: BCGA2429 | PCTEST Proud to be part of element | MEASUREMENT REPORT (CERTIFICATION) | Approved by: Quality Manager |
| Test Report S/N: 1C2004270034-09.BCG | Test Dates: 05/01/2020 - 07/29/2020 | EUT Type: Tablet Device | Page 38 of 210 |

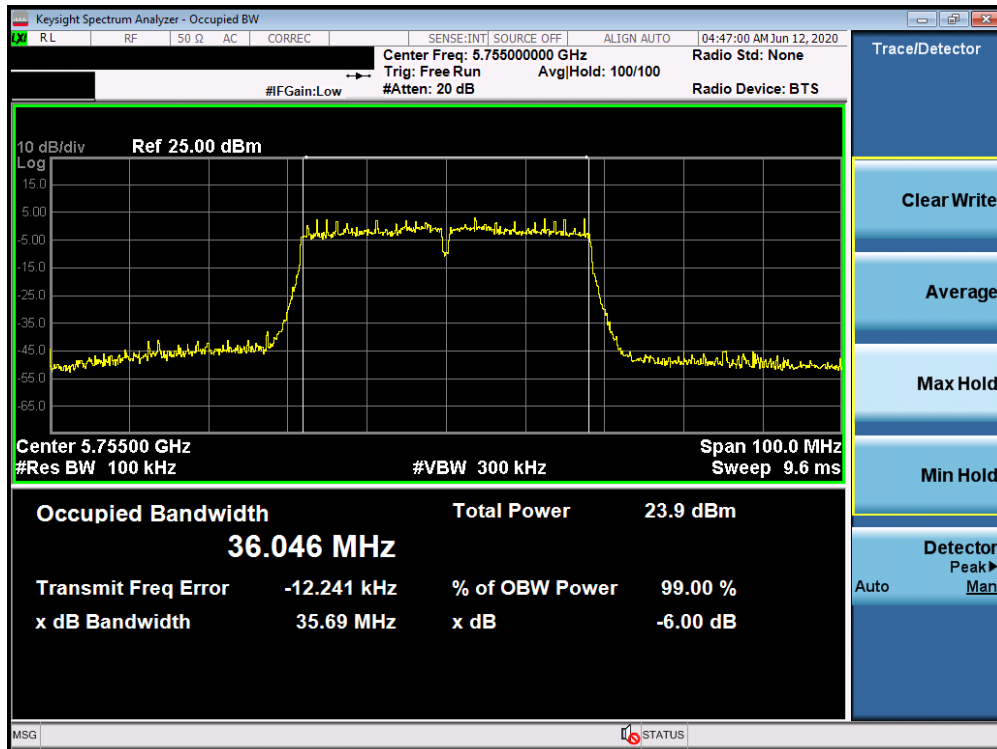


Plot 7-42. 6dB Bandwidth Plot SISO CORE 0 (20MHz BW 802.11n (UNII Band 3) – Ch. 157)

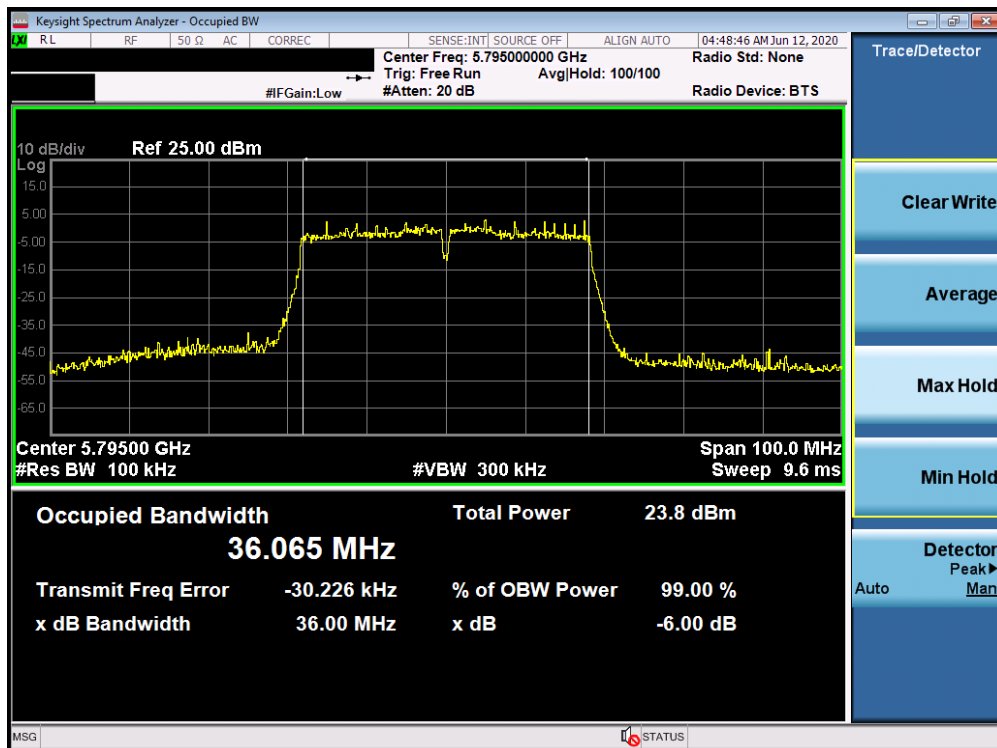


Plot 7-43. 6dB Bandwidth Plot SISO CORE 0 (20MHz BW 802.11n (UNII Band 3) – Ch. 165)

| | | | |
|---|--|---------------------------------------|---------------------------------|
| FCC ID: BCGA2429 | PCTEST Proud to be part of element | MEASUREMENT REPORT (CERTIFICATION) | Approved by: Quality Manager |
| Test Report S/N: 1C2004270034-09.BCG | Test Dates: 05/01/2020 - 07/29/2020 | EUT Type: Tablet Device | Page 40 of 210 |

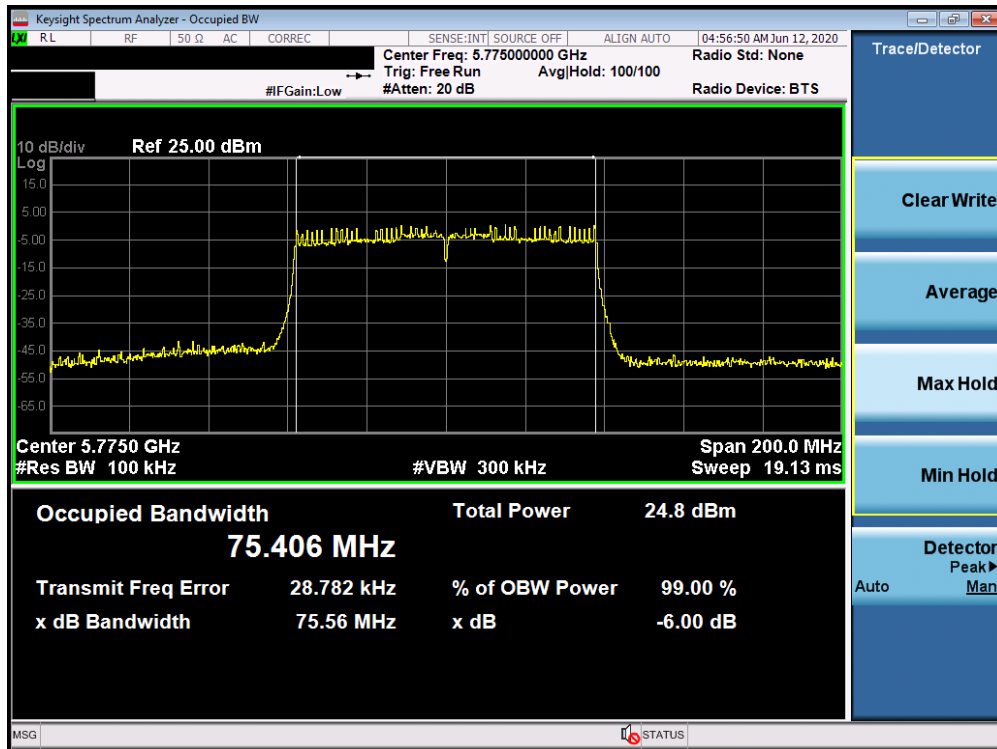


Plot 7-44. 6dB Bandwidth Plot SISO CORE 0 (40MHz BW 802.11n (UNII Band 3) – Ch. 151)



Plot 7-45. 6dB Bandwidth Plot SISO CORE 0 (40MHz BW 802.11n (UNII Band 3) – Ch. 159)

| | | | |
|---|--|---------------------------------------|---------------------------------|
| FCC ID: BCGA2429 | PCTEST Proud to be part of element | MEASUREMENT REPORT (CERTIFICATION) | Approved by: Quality Manager |
| Test Report S/N: 1C2004270034-09.BCG | Test Dates: 05/01/2020 - 07/29/2020 | EUT Type: Tablet Device | Page 41 of 210 |



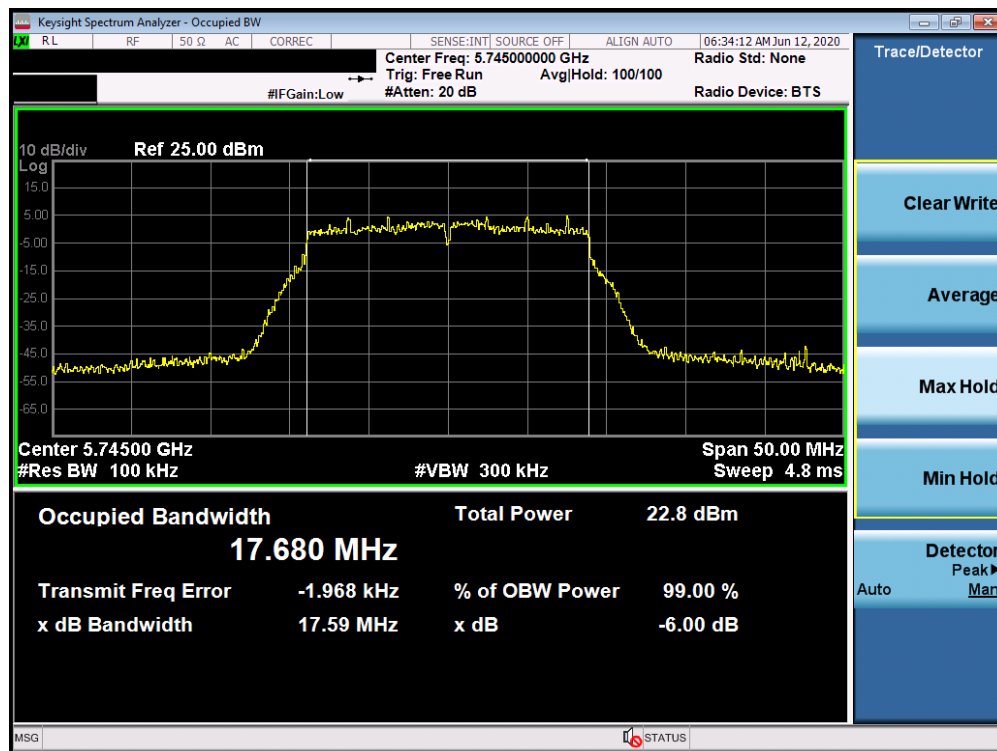
Plot 7-46. 6dB Bandwidth Plot SISO CORE 0 (80MHz BW 802.11ac (UNII Band 3) – Ch. 155)

| | | | |
|---|---|---------------------------------------|---------------------------------|
| FCC ID: BCGA2429 |  | MEASUREMENT REPORT (CERTIFICATION) | Approved by: Quality Manager |
| Test Report S/N: 1C2004270034-09.BCG | Test Dates: 05/01/2020 - 07/29/2020 | EUT Type: Tablet Device | Page 42 of 210 |

SISO Core-1 6dB Bandwidth Measurements

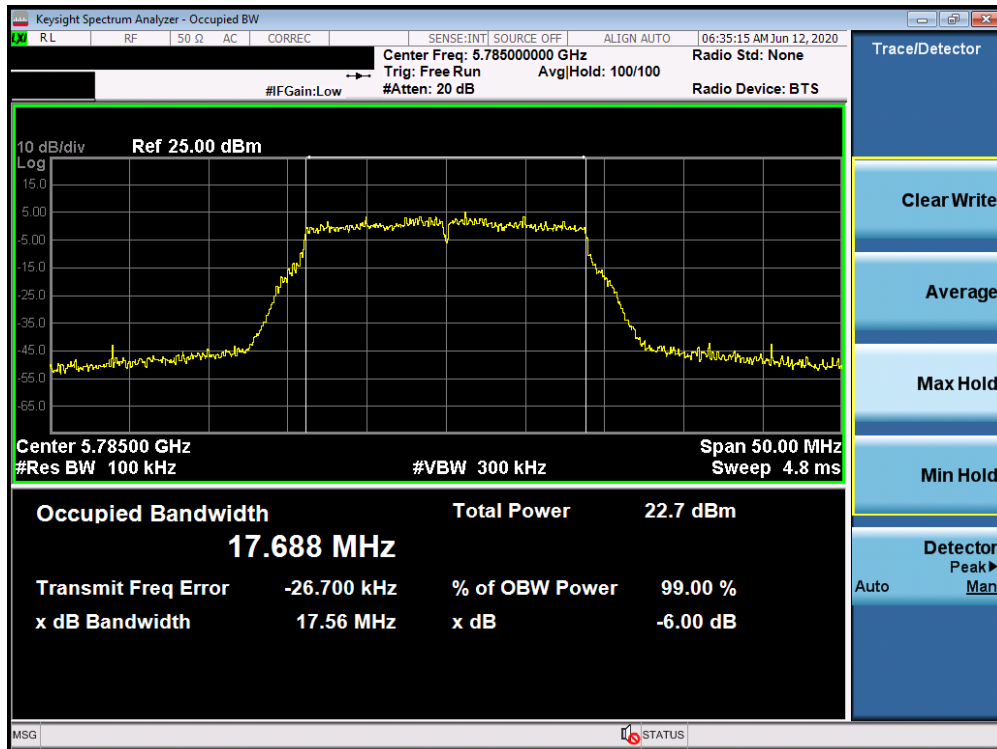
| | Frequency [MHz] | Channel No. | 802.11 Mode | Data Rate [Mbps] | Measured 6dB Bandwidth [MHz] |
|---------------|-----------------|-------------|-------------|------------------|------------------------------|
| Band 3 | 5745 | 149 | n (20MHz) | 6.5/7.2 (MCS0) | 17.59 |
| | 5785 | 157 | n (20MHz) | 6.5/7.2 (MCS0) | 17.56 |
| | 5825 | 165 | n (20MHz) | 6.5/7.2 (MCS0) | 16.92 |
| | 5755 | 151 | n (40MHz) | 13.5/15 (MCS0) | 36.05 |
| | 5795 | 159 | n (40MHz) | 13.5/15 (MCS0) | 35.76 |
| | 5775 | 155 | ac (80MHz) | 29.3/32.5 (MCS0) | 75.51 |

Table 7-5. Conducted Bandwidth Measurements SISO CORE 1

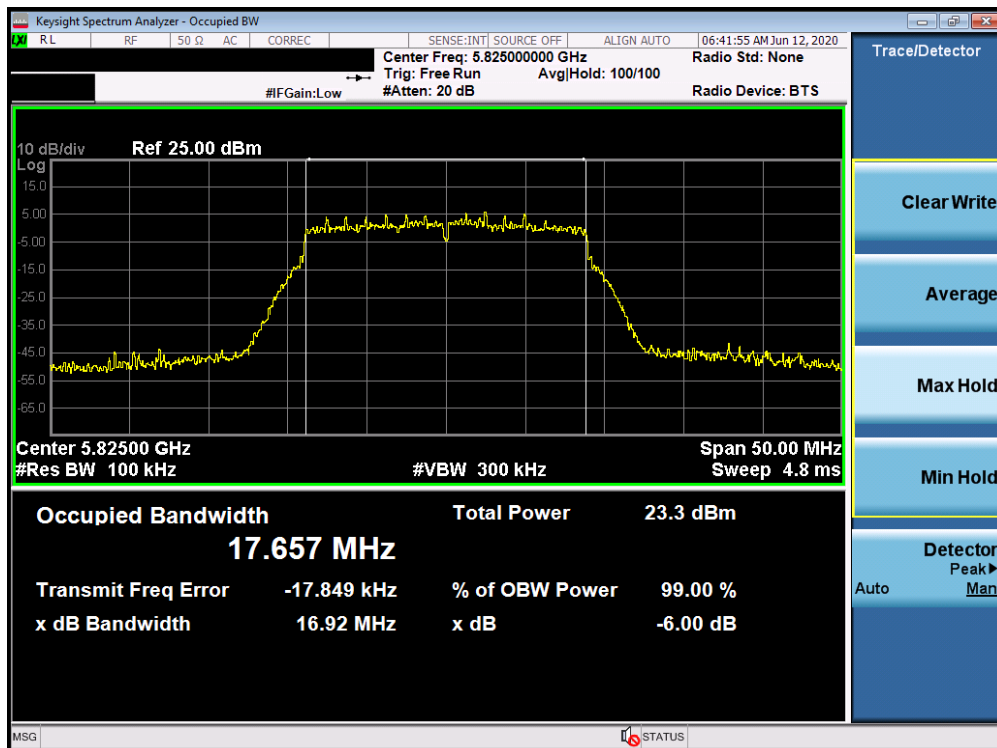


Plot 7-47. 6dB Bandwidth Plot SISO CORE 1 (20MHz BW 802.11n (UNII Band 3) – Ch. 149)

| | | | |
|---|--|---------------------------------------|---------------------------------|
| FCC ID: BCGA2429 | PCTEST Proud to be part of element | MEASUREMENT REPORT (CERTIFICATION) | Approved by: Quality Manager |
| Test Report S/N: 1C2004270034-09.BCG | Test Dates: 05/01/2020 - 07/29/2020 | EUT Type: Tablet Device | Page 43 of 210 |

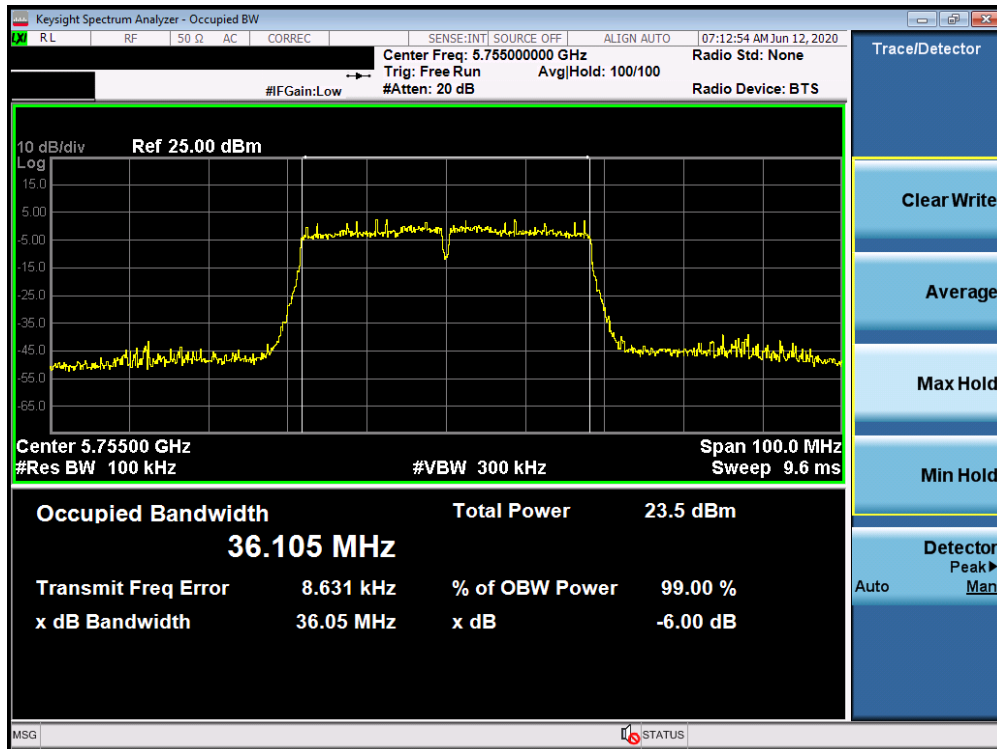


Plot 7-48. 6dB Bandwidth Plot SISO CORE 1 (20MHz BW 802.11n (UNII Band 3) – Ch. 157)

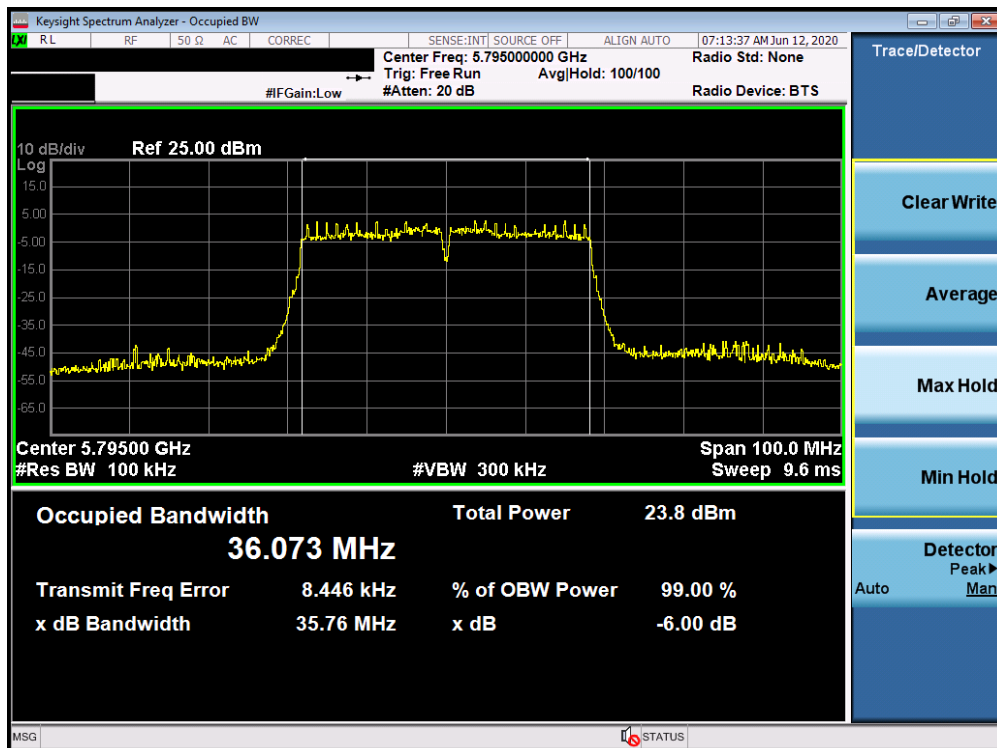


Plot 7-49. 6dB Bandwidth Plot SISO CORE 1 (20MHz BW 802.11n (UNII Band 3) – Ch. 165)

| | | | |
|---|--|---------------------------------------|---------------------------------|
| FCC ID: BCGA2429 | PCTEST Proud to be part of element | MEASUREMENT REPORT (CERTIFICATION) | Approved by: Quality Manager |
| Test Report S/N: 1C2004270034-09.BCG | Test Dates: 05/01/2020 - 07/29/2020 | EUT Type: Tablet Device | Page 44 of 210 |

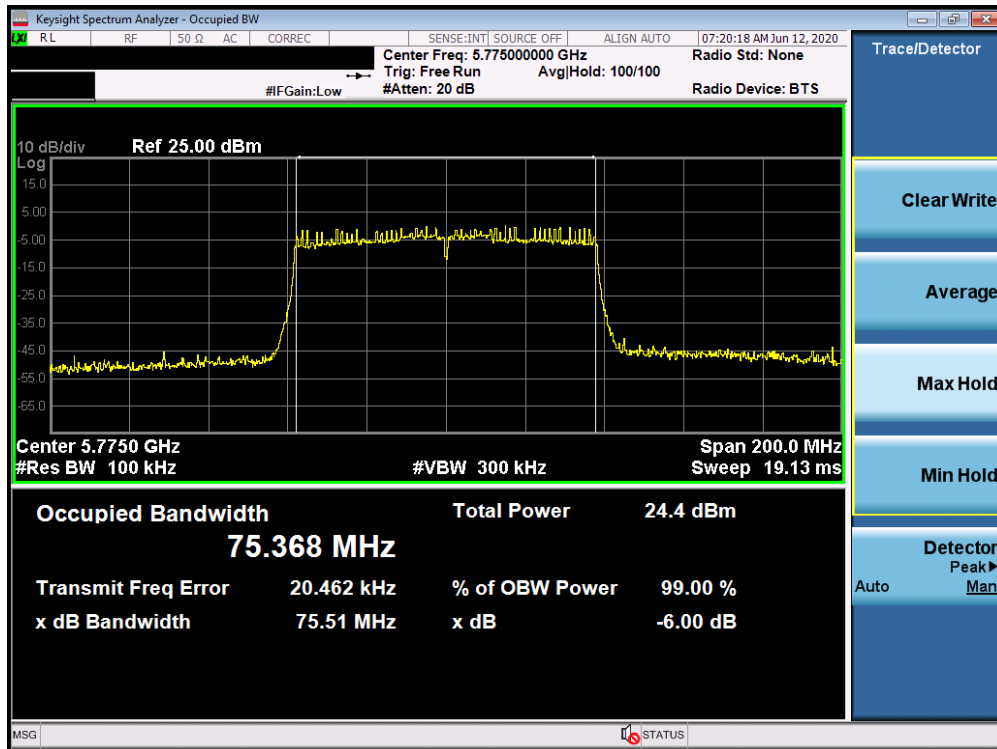


Plot 7-50. 6dB Bandwidth Plot SISO CORE 1 (40MHz BW 802.11n (UNII Band 3) – Ch. 151)



Plot 7-51. 6dB Bandwidth Plot SISO CORE 1 (40MHz BW 802.11n (UNII Band 3) – Ch. 159)

| | | | |
|---|--|---------------------------------------|---------------------------------|
| FCC ID: BCGA2429 | PCTEST Proud to be part of element | MEASUREMENT REPORT (CERTIFICATION) | Approved by: Quality Manager |
| Test Report S/N: 1C2004270034-09.BCG | Test Dates: 05/01/2020 - 07/29/2020 | EUT Type: Tablet Device | Page 45 of 210 |



Plot 7-52. 6dB Bandwidth Plot SISO CORE 1 (80MHz BW 802.11ac (UNII Band 3) – Ch. 155)

| | | | |
|---|--|---------------------------------------|---------------------------------|
| FCC ID: BCGA2429 | PCTEST Proud to be part of element | MEASUREMENT REPORT (CERTIFICATION) | Approved by: Quality Manager |
| Test Report S/N: 1C2004270034-09.BCG | Test Dates: 05/01/2020 - 07/29/2020 | EUT Type: Tablet Device | Page 46 of 210 |

7.4 Conducted Output Power and Max EIRP Measurement – 802.11a/n/ac §15.407(a.1.iv) §15.407(a.2) §15.407(a.3); RSS-247 [6.2]

Test Overview and Limits

A transmitter antenna terminal of the EUT is connected to the input of an RF pulse power sensor. Measurement is made using a broadband average power meter while the EUT is operating at its maximum duty cycle, at its maximum power control level, as defined in ANSI C63.10-2013 and KDB 789033 D02 v02r01, and at the appropriate frequencies.

In the 5.15 – 5.25GHz band, the maximum permissible conducted output power is 250mW (23.98dBm). The maximum e.i.r.p. shall not exceed the lesser of 200 mW or $10 + 10 \log_{10} B$, dBm.

In the 5.25 – 5.35GHz band, the maximum permissible conducted output power is the lesser of 250mW (23.98dBm) or $11 \text{ dBm} + 10 \log_{10}(26 \text{ dB BW}) = 11 \text{ dBm} + 10 \log_{10}(21.25) = 24.27 \text{ dBm}$. The maximum e.i.r.p. shall not exceed the lesser of 1.0 W or $17 + 10 \log_{10} B$, dBm.

In the 5.47 – 5.725GHz band, the maximum permissible conducted output power is the lesser of 250mW (23.98dBm) or $11 \text{ dBm} + 10 \log_{10}(26 \text{ dB BW}) = 11 \text{ dBm} + 10 \log_{10}(21.35) = 24.29 \text{ dBm}$. The maximum e.i.r.p. shall not exceed the lesser of 1.0 W or $17 + 10 \log_{10} B$, dBm.

In the 5.725 – 5.850GHz band, the maximum permissible conducted output power is 1W (30dBm). The maximum e.i.r.p. is 36 dBm.

Test Procedure Used

ANSI C63.10-2013 – Section 12.3.3.2 Method PM-G
KDB 789033 D02 v02r01 – Section E3)b) Method PM-G
ANSI C63.10-2013 – Section 14.2 Measure-and-Sum Technique
KDB 662911 v02r01 – Section E1) Measure-and-Sum Technique

Test Settings

Average power measurements were performed only when the EUT was transmitting at its maximum power control level using a broadband power meter with a pulse sensor. The power meter implemented triggering and gating capabilities which were set up such that power measurements were recorded only during the ON time of the transmitter. The trace was averaged over 100 traces to obtain the final measured average power.

Test Setup

The EUT and measurement equipment were set up as shown in the diagram below.



Figure 7-3. Test Instrument & Measurement Setup

Test Notes

Per RSS-247 Section 6.2.3, transmission on channels which overlap the 5600-5650 MHz is prohibited. This device operates under these frequencies only under the control of a certified master device and does not support active scanning on these channels. This device does not transmit any beacons or initiate any transmissions in UNII Bands 2A or 2C.

| | | | |
|---|--|---------------------------------------|---------------------------------|
| FCC ID: BCGA2429 | PCTEST Proud to be part of element | MEASUREMENT REPORT (CERTIFICATION) | Approved by: Quality Manager |
| Test Report S/N: 1C2004270034-09.BCG | Test Dates: 05/01/2020 - 07/29/2020 | EUT Type: Tablet Device | Page 47 of 210 |

FCC SISO Core-0 Conducted Output Power Measurements

| 5GHz (20MHz Bandwidth) | Freq [MHz] | Channel | Detector | IEEE Transmission Mode | | Conducted Power Limit [dBm] | Conducted Power Margin [dB] |
|------------------------|------------|---------|----------|------------------------|---------|-----------------------------|-----------------------------|
| | | | | 802.11a | 802.11n | | |
| | 5180 | 36 | AVG | 15.84 | 16.00 | 23.98 | -7.98 |
| | 5200 | 40 | AVG | 16.40 | 16.32 | 23.98 | -7.58 |
| | 5240 | 48 | AVG | 16.50 | 16.50 | 23.98 | -7.48 |
| | 5260 | 52 | AVG | 16.98 | 17.00 | 23.98 | -6.98 |
| | 5300 | 60 | AVG | 17.00 | 17.00 | 23.98 | -6.98 |
| | 5320 | 64 | AVG | 15.95 | 16.00 | 23.98 | -7.98 |
| | 5500 | 100 | AVG | 14.86 | 14.98 | 23.98 | -9.00 |
| | 5520 | 104 | AVG | 17.47 | 17.35 | 23.98 | -6.51 |
| | 5580 | 116 | AVG | 17.44 | 17.48 | 23.98 | -6.50 |
| | 5680 | 136 | AVG | 17.50 | 17.50 | 23.98 | -6.48 |
| | 5700 | 140 | AVG | 13.92 | 13.82 | 23.98 | -10.06 |
| | 5720 | 144 | AVG | 17.44 | 17.50 | 23.98 | -6.48 |
| | 5745 | 149 | AVG | 16.24 | 16.20 | 30.00 | -13.76 |
| | 5785 | 157 | AVG | 16.25 | 16.25 | 30.00 | -13.75 |
| | 5825 | 165 | AVG | 16.23 | 16.11 | 30.00 | -13.77 |

Table 7-6. FCC SISO CORE 0 20MHz BW (UNII) Maximum Conducted Output Power

| 5GHz (40MHz Bandwidth) | Freq [MHz] | Channel | Detector | IEEE Transmission Mode | Conducted Power Limit [dBm] | Conducted Power Margin [dB] |
|------------------------|------------|---------|----------|------------------------|-----------------------------|-----------------------------|
| | | | | 802.11n | | |
| | 5190 | 38 | AVG | 12.89 | 23.98 | -11.09 |
| | 5230 | 46 | AVG | 16.35 | 23.98 | -7.63 |
| | 5270 | 54 | AVG | 17.00 | 23.98 | -6.98 |
| | 5310 | 62 | AVG | 14.35 | 23.98 | -9.63 |
| | 5510 | 102 | AVG | 12.37 | 23.98 | -11.61 |
| | 5550 | 110 | AVG | 17.50 | 23.98 | -6.48 |
| | 5670 | 134 | AVG | 14.81 | 23.98 | -9.17 |
| | 5710 | 142 | AVG | 17.50 | 23.98 | -6.48 |
| | 5755 | 151 | AVG | 16.25 | 30.00 | -13.75 |
| | 5795 | 159 | AVG | 16.17 | 30.00 | -13.83 |

Table 7-7. FCC SISO CORE 0 40MHz BW (UNII) Maximum Conducted Output Power

| 5GHz (80MHz Bandwidth) | Freq [MHz] | Channel | Detector | IEEE Transmission Mode | Conducted Power Limit [dBm] | Conducted Power Margin [dB] |
|------------------------|------------|---------|----------|------------------------|-----------------------------|-----------------------------|
| | | | | 802.11ac | | |
| | 5210 | 42 | AVG | 11.49 | 23.98 | -12.49 |
| | 5290 | 58 | AVG | 11.88 | 23.98 | -12.10 |
| | 5530 | 106 | AVG | 11.93 | 23.98 | -12.05 |
| | 5690 | 138 | AVG | 17.43 | 23.98 | -6.55 |
| | 5775 | 155 | AVG | 14.85 | 30.00 | -15.15 |

Table 7-8. FCC SISO CORE 0 80MHz BW (UNII) Maximum Conducted Output Power

| | | | | |
|---|---|---------------------------------------|--|---------------------------------|
| FCC ID: BCGA2429 |  | MEASUREMENT REPORT (CERTIFICATION) | | Approved by: Quality Manager |
| Test Report S/N: 1C2004270034-09.BCG | Test Dates: 05/01/2020 - 07/29/2020 | EUT Type: Tablet Device | | Page 48 of 210 |

ISED SISO Core-0 Conducted Output Power Measurements

| 5GHz (20MHz Bandwidth) | Freq [MHz] | Channel | Detector | IEEE Transmission Mode | | Conducted Power Limit [dBm] | Conducted Power Margin [dB] | Ant. Gain [dBi] | Max e.i.r.p. [dBm] | Max e.i.r.p. Limit [dBm] | e.i.r.p. Margin [dB] |
|------------------------|------------|---------|----------|------------------------|---------|-----------------------------|-----------------------------|-----------------|--------------------|--------------------------|----------------------|
| | | | | 802.11a | 802.11n | | | | | | |
| | | | | | | | | | | | |
| | 5180 | 36 | AVG | 14.95 | 14.97 | - | - | 1.27 | 16.24 | 23.01 | -6.77 |
| | 5200 | 40 | AVG | 14.94 | 15.00 | - | - | 1.27 | 16.27 | 23.01 | -6.74 |
| | 5240 | 48 | AVG | 15.00 | 14.85 | - | - | 1.27 | 16.27 | 23.01 | -6.74 |
| | 5260 | 52 | AVG | 16.98 | 17.00 | 23.98 | -6.98 | 2.24 | 19.24 | 30.00 | -10.76 |
| | 5300 | 60 | AVG | 17.00 | 17.00 | 23.98 | -6.98 | 2.24 | 19.24 | 30.00 | -10.76 |
| | 5320 | 64 | AVG | 15.95 | 16.00 | 23.98 | -7.98 | 2.24 | 18.24 | 30.00 | -11.76 |
| | 5500 | 100 | AVG | 14.86 | 14.98 | 23.98 | -9.00 | 3.39 | 18.37 | 30.00 | -11.63 |
| | 5520 | 104 | AVG | 17.47 | 17.35 | 23.98 | -6.51 | 3.39 | 20.86 | 30.00 | -9.14 |
| | 5580 | 116 | AVG | 17.44 | 17.48 | 23.98 | -6.50 | 3.39 | 20.87 | 30.00 | -9.13 |
| | 5680 | 136 | AVG | 17.50 | 17.50 | 23.98 | -6.48 | 3.39 | 20.89 | 30.00 | -9.11 |
| | 5700 | 140 | AVG | 13.92 | 13.82 | 23.98 | -10.06 | 3.39 | 17.31 | 30.00 | -12.69 |
| | 5720 | 144 | AVG | 17.44 | 17.50 | 23.98 | -6.48 | 3.39 | 20.89 | 30.00 | -9.11 |
| | 5745 | 149 | AVG | 16.24 | 16.20 | 30.00 | -13.76 | 3.54 | 19.78 | - | - |
| | 5785 | 157 | AVG | 16.25 | 16.25 | 30.00 | -13.75 | 3.54 | 19.79 | - | - |
| | 5825 | 165 | AVG | 16.23 | 16.11 | 30.00 | -13.77 | 3.54 | 19.77 | - | - |

Table 7-9. ISED SISO CORE 0 20MHz BW (UNII) Maximum Conducted Output Power and Max EIRP

| 5GHz (40MHz Bandwidth) | Freq [MHz] | Channel | Detector | IEEE Transmission Mode | Conducted Power Limit [dBm] | Conducted Power Margin [dB] | Ant. Gain [dBi] | Max e.i.r.p. [dBm] | Max e.i.r.p. Limit [dBm] | e.i.r.p. Margin [dB] |
|------------------------|------------|---------|----------|------------------------|-----------------------------|-----------------------------|-----------------|--------------------|--------------------------|----------------------|
| | | | | 802.11n | | | | | | |
| | | | | | | | | | | |
| | 5190 | 38 | AVG | 12.89 | - | - | 1.27 | 14.16 | 23.01 | -8.85 |
| | 5230 | 46 | AVG | 16.35 | - | - | 1.27 | 17.62 | 23.01 | -5.39 |
| | 5270 | 54 | AVG | 17.00 | 23.98 | -6.98 | 2.24 | 19.24 | 30.00 | -10.76 |
| | 5310 | 62 | AVG | 14.35 | 23.98 | -9.63 | 2.24 | 16.59 | 30.00 | -13.41 |
| | 5510 | 102 | AVG | 12.37 | 23.98 | -11.61 | 3.39 | 15.76 | 30.00 | -14.24 |
| | 5550 | 110 | AVG | 17.50 | 23.98 | -6.48 | 3.39 | 20.89 | 30.00 | -9.11 |
| | 5670 | 134 | AVG | 14.81 | 23.98 | -9.17 | 3.39 | 18.20 | 30.00 | -11.80 |
| | 5710 | 142 | AVG | 17.50 | 23.98 | -6.48 | 3.39 | 20.89 | 30.00 | -9.11 |
| | 5755 | 151 | AVG | 16.25 | 30.00 | -13.75 | 3.54 | 19.79 | - | - |
| | 5795 | 159 | AVG | 16.17 | 30.00 | -13.83 | 3.54 | 19.71 | - | - |

Table 7-10. ISED SISO CORE 0 40MHz BW (UNII) Maximum Conducted Output Power and Max EIRP

| 5GHz (80MHz Bandwidth) | Freq [MHz] | Channel | Detector | IEEE Transmission Mode | Conducted Power Limit [dBm] | Conducted Power Margin [dB] | Ant. Gain [dBi] | Max e.i.r.p. [dBm] | Max e.i.r.p. Limit [dBm] | e.i.r.p. Margin [dB] |
|------------------------|------------|---------|----------|------------------------|-----------------------------|-----------------------------|-----------------|--------------------|--------------------------|----------------------|
| | | | | 802.11ac | | | | | | |
| | | | | | | | | | | |
| | 5210 | 42 | AVG | 11.49 | - | - | 1.27 | 12.76 | 23.01 | -10.25 |
| | 5290 | 58 | AVG | 11.88 | 23.98 | -12.10 | 2.24 | 14.12 | 30.00 | -15.88 |
| | 5530 | 106 | AVG | 11.93 | 23.98 | -12.05 | 3.39 | 15.32 | 30.00 | -14.68 |
| | 5690 | 138 | AVG | 17.43 | 23.98 | -6.55 | 3.39 | 20.82 | 30.00 | -9.18 |
| | 5775 | 155 | AVG | 14.85 | 30.00 | -15.15 | 3.54 | 18.39 | - | - |

Table 7-11. ISED SISO CORE 0 80MHz BW (UNII) Maximum Conducted Output Power and Max EIRP

| | | | | |
|---|---|---------------------------------------|--|---------------------------------|
| FCC ID: BCGA2429 |  | MEASUREMENT REPORT (CERTIFICATION) | | Approved by: Quality Manager |
| Test Report S/N: 1C2004270034-09.BCG | Test Dates: 05/01/2020 - 07/29/2020 | EUT Type: Tablet Device | | Page 49 of 210 |

FCC SISO Core-1 Conducted Output Power Measurements

| 5GHz (20MHz Bandwidth) | Freq [MHz] | Channel | Detector | IEEE Transmission Mode | | Conducted Power Limit [dBm] | Conducted Power Margin [dB] |
|------------------------|------------|---------|----------|------------------------|---------|-----------------------------|-----------------------------|
| | | | | 802.11a | 802.11n | | |
| | 5180 | 36 | AVG | 15.82 | 15.97 | 23.98 | -8.01 |
| | 5200 | 40 | AVG | 16.18 | 15.98 | 23.98 | -7.80 |
| | 5240 | 48 | AVG | 16.16 | 16.20 | 23.98 | -7.78 |
| | 5260 | 52 | AVG | 16.52 | 16.53 | 23.98 | -7.45 |
| | 5300 | 60 | AVG | 16.69 | 16.71 | 23.98 | -7.27 |
| | 5320 | 64 | AVG | 15.95 | 15.87 | 23.98 | -8.03 |
| | 5500 | 100 | AVG | 14.79 | 14.99 | 23.98 | -8.99 |
| | 5520 | 104 | AVG | 17.23 | 17.17 | 23.98 | -6.75 |
| | 5580 | 116 | AVG | 17.07 | 17.13 | 23.98 | -6.85 |
| | 5680 | 136 | AVG | 17.18 | 17.14 | 23.98 | -6.80 |
| | 5700 | 140 | AVG | 13.85 | 14.00 | 23.98 | -9.98 |
| | 5720 | 144 | AVG | 17.18 | 17.12 | 23.98 | -6.80 |
| | 5745 | 149 | AVG | 16.37 | 16.37 | 30.00 | -13.63 |
| | 5785 | 157 | AVG | 16.39 | 16.43 | 30.00 | -13.57 |
| | 5825 | 165 | AVG | 16.48 | 16.42 | 30.00 | -13.52 |

Table 7-12. FCC SISO CORE 1 20MHz BW (UNII) Maximum Conducted Output Power

| 5GHz (40MHz Bandwidth) | Freq [MHz] | Channel | Detector | IEEE Transmission Mode | Conducted Power Limit [dBm] | Conducted Power Margin [dB] |
|------------------------|------------|---------|----------|------------------------|-----------------------------|-----------------------------|
| | | | | 802.11n | | |
| | 5190 | 38 | AVG | 12.98 | 23.98 | -11.00 |
| | 5230 | 46 | AVG | 16.25 | 23.98 | -7.73 |
| | 5270 | 54 | AVG | 16.67 | 23.98 | -7.31 |
| | 5310 | 62 | AVG | 14.50 | 23.98 | -9.48 |
| | 5510 | 102 | AVG | 12.42 | 23.98 | -11.56 |
| | 5550 | 110 | AVG | 17.25 | 23.98 | -6.73 |
| | 5670 | 134 | AVG | 14.86 | 23.98 | -9.12 |
| | 5710 | 142 | AVG | 17.20 | 23.98 | -6.78 |
| | 5755 | 151 | AVG | 16.32 | 30.00 | -13.68 |
| | 5795 | 159 | AVG | 16.47 | 30.00 | -13.53 |

Table 7-13. FCC SISO CORE 1 40MHz BW (UNII) Maximum Conducted Output Power

| 5GHz (80MHz Bandwidth) | Freq [MHz] | Channel | Detector | IEEE Transmission Mode | Conducted Power Limit [dBm] | Conducted Power Margin [dB] |
|------------------------|------------|---------|----------|------------------------|-----------------------------|-----------------------------|
| | | | | 802.11ac | | |
| | 5210 | 42 | AVG | 11.42 | 23.98 | -12.56 |
| | 5290 | 58 | AVG | 11.93 | 23.98 | -12.05 |
| | 5530 | 106 | AVG | 11.99 | 23.98 | -11.99 |
| | 5690 | 138 | AVG | 17.24 | 23.98 | -6.74 |
| | 5775 | 155 | AVG | 14.88 | 30.00 | -15.12 |

Table 7-14. FCC SISO CORE 1 80MHz BW (UNII) Maximum Conducted Output Power

| | | | | |
|---|---|---------------------------------------|--|---------------------------------|
| FCC ID: BCGA2429 |  | MEASUREMENT REPORT (CERTIFICATION) | | Approved by: Quality Manager |
| Test Report S/N: 1C2004270034-09.BCG | Test Dates: 05/01/2020 - 07/29/2020 | EUT Type: Tablet Device | | Page 50 of 210 |

ISED SISO Core-1 Conducted Output Power Measurements

| 5GHz (20MHz Bandwidth) | Freq [MHz] | Channel | Detector | IEEE Transmission Mode | | Conducted Power Limit [dBm] | Conducted Power Margin [dB] | Ant. Gain [dBi] | Max e.i.r.p. [dBm] | Max e.i.r.p. Limit [dBm] | e.i.r.p. Margin [dB] |
|------------------------|------------|---------|----------|------------------------|---------|-----------------------------|-----------------------------|-----------------|--------------------|--------------------------|----------------------|
| | | | | 802.11a | 802.11n | | | | | | |
| | | | | | | | | | | | |
| | 5180 | 36 | AVG | 14.96 | 14.94 | - | - | 2.64 | 17.60 | 23.01 | -5.41 |
| | 5200 | 40 | AVG | 14.85 | 15.00 | - | - | 2.64 | 17.64 | 23.01 | -5.37 |
| | 5240 | 48 | AVG | 15.00 | 15.00 | - | - | 2.64 | 17.64 | 23.01 | -5.37 |
| | 5260 | 52 | AVG | 16.52 | 16.53 | 23.98 | -7.45 | 2.77 | 19.30 | 30.00 | -10.70 |
| | 5300 | 60 | AVG | 16.69 | 16.71 | 23.98 | -7.27 | 2.77 | 19.48 | 30.00 | -10.52 |
| | 5320 | 64 | AVG | 15.95 | 15.87 | 23.98 | -8.03 | 2.77 | 18.72 | 30.00 | -11.28 |
| | 5500 | 100 | AVG | 14.79 | 14.99 | 23.98 | -8.99 | 3.17 | 18.16 | 30.00 | -11.84 |
| | 5520 | 104 | AVG | 17.23 | 17.17 | 23.98 | -6.75 | 3.17 | 20.40 | 30.00 | -9.60 |
| | 5580 | 116 | AVG | 17.07 | 17.13 | 23.98 | -6.85 | 3.17 | 20.30 | 30.00 | -9.70 |
| | 5680 | 136 | AVG | 17.18 | 17.14 | 23.98 | -6.80 | 3.17 | 20.35 | 30.00 | -9.65 |
| | 5700 | 140 | AVG | 13.85 | 14.00 | 23.98 | -9.98 | 3.17 | 17.17 | 30.00 | -12.83 |
| | 5720 | 144 | AVG | 17.18 | 17.12 | 23.98 | -6.80 | 3.17 | 20.35 | 30.00 | -9.65 |
| | 5745 | 149 | AVG | 16.37 | 16.37 | 30.00 | -13.63 | 3.21 | 19.58 | - | - |
| | 5785 | 157 | AVG | 16.39 | 16.43 | 30.00 | -13.57 | 3.21 | 19.64 | - | - |
| | 5825 | 165 | AVG | 16.48 | 16.42 | 30.00 | -13.52 | 3.21 | 19.69 | - | - |

Table 7-15. ISED SISO CORE 1 20MHz BW (UNII) Maximum Conducted Output Power and Max EIRP

| 5GHz (40MHz Bandwidth) | Freq [MHz] | Channel | Detector | IEEE Transmission Mode | Conducted Power Limit [dBm] | Conducted Power Margin [dB] | Ant. Gain [dBi] | Max e.i.r.p. [dBm] | Max e.i.r.p. Limit [dBm] | e.i.r.p. Margin [dB] |
|------------------------|------------|---------|----------|------------------------|-----------------------------|-----------------------------|-----------------|--------------------|--------------------------|----------------------|
| | | | | 802.11n | | | | | | |
| | | | | | | | | | | |
| | 5190 | 38 | AVG | 12.98 | - | - | 2.64 | 15.62 | 23.01 | -7.39 |
| | 5230 | 46 | AVG | 16.25 | - | - | 2.64 | 18.89 | 23.01 | -4.12 |
| | 5270 | 54 | AVG | 16.67 | 23.98 | -7.31 | 2.77 | 19.44 | 30.00 | -10.56 |
| | 5310 | 62 | AVG | 14.50 | 23.98 | -9.48 | 2.77 | 17.27 | 30.00 | -12.73 |
| | 5510 | 102 | AVG | 12.42 | 23.98 | -11.56 | 3.17 | 15.59 | 30.00 | -14.41 |
| | 5550 | 110 | AVG | 17.25 | 23.98 | -6.73 | 3.17 | 20.42 | 30.00 | -9.58 |
| | 5670 | 134 | AVG | 14.86 | 23.98 | -9.12 | 3.17 | 18.03 | 30.00 | -11.97 |
| | 5710 | 142 | AVG | 17.20 | 23.98 | -6.78 | 3.17 | 20.37 | 30.00 | -9.63 |
| | 5755 | 151 | AVG | 16.32 | 30.00 | -13.68 | 3.21 | 19.53 | - | - |
| | 5795 | 159 | AVG | 16.47 | 30.00 | -13.53 | 3.21 | 19.68 | - | - |

Table 7-16. ISED SISO CORE 1 40MHz BW (UNII) Maximum Conducted Output Power and Max EIRP

| 5GHz (80MHz Bandwidth) | Freq [MHz] | Channel | Detector | IEEE Transmission Mode | Conducted Power Limit [dBm] | Conducted Power Margin [dB] | Ant. Gain [dBi] | Max e.i.r.p. [dBm] | Max e.i.r.p. Limit [dBm] | e.i.r.p. Margin [dB] |
|------------------------|------------|---------|----------|------------------------|-----------------------------|-----------------------------|-----------------|--------------------|--------------------------|----------------------|
| | | | | 802.11ac | | | | | | |
| | | | | | | | | | | |
| | 5210 | 42 | AVG | 11.42 | - | - | 2.64 | 14.06 | 23.01 | -8.95 |
| | 5290 | 58 | AVG | 11.93 | 23.98 | -12.05 | 2.77 | 14.70 | 30.00 | -15.30 |
| | 5530 | 106 | AVG | 11.99 | 23.98 | -11.99 | 3.17 | 15.16 | 30.00 | -14.84 |
| | 5690 | 138 | AVG | 17.24 | 23.98 | -6.74 | 3.17 | 20.41 | 30.00 | -9.59 |
| | 5775 | 155 | AVG | 14.88 | 30.00 | -15.12 | 3.21 | 18.09 | - | - |

Table 7-17. ISED SISO CORE 1 80MHz BW (UNII) Maximum Conducted Output Power and Max EIRP

| | | | | |
|---|---|---------------------------------------|--|---------------------------------|
| FCC ID: BCGA2429 |  | MEASUREMENT REPORT (CERTIFICATION) | | Approved by: Quality Manager |
| Test Report S/N: 1C2004270034-09.BCG | Test Dates: 05/01/2020 - 07/29/2020 | EUT Type: Tablet Device | | Page 51 of 210 |

FCC CDD/SDM Maximum Conducted Output Power Measurements

| 5GHz (20MHz Bandwidth) | Freq [MHz] | Channel | Mode | Detector | Conducted Power [dBm] | | | Conducted Power Limit [dBm] | Conducted Power Margin [dB] |
|------------------------|------------|---------|------|----------|-----------------------|--------|--------|-----------------------------|-----------------------------|
| | | | | | Core 0 | Core 1 | Summed | | |
| | 5180 | 36 | CDD | AVG | 14.84 | 14.94 | 17.90 | 23.98 | -6.08 |
| | 5200 | 40 | CDD | AVG | 16.32 | 16.08 | 19.21 | 23.98 | -4.77 |
| | 5240 | 48 | CDD | AVG | 16.50 | 16.08 | 19.31 | 23.98 | -4.67 |
| | 5260 | 52 | CDD | AVG | 16.35 | 16.39 | 19.38 | 23.98 | -4.60 |
| | 5300 | 60 | CDD | AVG | 16.50 | 16.40 | 19.46 | 23.98 | -4.52 |
| | 5320 | 64 | CDD | AVG | 14.40 | 14.50 | 17.46 | 23.98 | -6.52 |
| | 5500 | 100 | CDD | AVG | 14.34 | 14.50 | 17.43 | 23.69 | -6.26 |
| | 5520 | 104 | CDD | AVG | 15.35 | 15.42 | 18.40 | 23.69 | -5.29 |
| | 5580 | 116 | CDD | AVG | 15.32 | 15.49 | 18.42 | 23.69 | -5.27 |
| | 5680 | 136 | CDD | AVG | 15.37 | 15.27 | 18.33 | 23.69 | -5.36 |
| | 5700 | 140 | CDD | AVG | 12.89 | 12.84 | 15.88 | 23.69 | -7.81 |
| | 5720 | 144 | CDD | AVG | 15.50 | 15.29 | 18.41 | 23.69 | -5.28 |
| | 5745 | 149 | CDD | AVG | 16.18 | 16.50 | 19.35 | 29.61 | -10.26 |
| | 5785 | 157 | CDD | AVG | 16.10 | 16.40 | 19.26 | 29.61 | -10.35 |
| | 5825 | 165 | CDD | AVG | 16.07 | 16.38 | 19.24 | 29.61 | -10.37 |

Table 7-18. FCC CDD/SDM 20MHz BW 802.11a (UNII) Maximum Conducted Output Power

| 5GHz (20MHz Bandwidth) | Freq [MHz] | Channel | Mode | Detector | Conducted Power [dBm] | | | Conducted Power Limit [dBm] | Conducted Power Margin [dB] |
|------------------------|------------|---------|------|----------|-----------------------|--------|--------|-----------------------------|-----------------------------|
| | | | | | Core 0 | Core 1 | Summed | | |
| | 5180 | 36 | CDD | AVG | 14.77 | 14.89 | 17.84 | 23.98 | -6.14 |
| | 5200 | 40 | CDD | AVG | 16.33 | 16.08 | 19.22 | 23.98 | -4.76 |
| | 5240 | 48 | CDD | AVG | 16.49 | 16.08 | 19.30 | 23.98 | -4.68 |
| | 5260 | 52 | SDM | AVG | 17.00 | 16.68 | 19.85 | 23.98 | -4.13 |
| | 5300 | 60 | SDM | AVG | 16.92 | 16.72 | 19.83 | 23.98 | -4.15 |
| | 5320 | 64 | CDD | AVG | 14.50 | 14.41 | 17.47 | 23.98 | -6.51 |
| | 5500 | 100 | CDD | AVG | 14.38 | 14.41 | 17.41 | 23.69 | -6.28 |
| | 5520 | 104 | SDM | AVG | 17.49 | 17.25 | 20.38 | 23.98 | -3.60 |
| | 5580 | 116 | SDM | AVG | 17.41 | 17.12 | 20.28 | 23.98 | -3.70 |
| | 5680 | 136 | SDM | AVG | 17.49 | 17.25 | 20.38 | 23.98 | -3.60 |
| | 5700 | 140 | CDD | AVG | 12.88 | 13.00 | 15.95 | 23.69 | -7.74 |
| | 5720 | 144 | SDM | AVG | 17.40 | 17.19 | 20.31 | 23.98 | -3.67 |
| | 5745 | 149 | CDD | AVG | 16.23 | 16.50 | 19.38 | 29.61 | -10.23 |
| | 5785 | 157 | CDD | AVG | 16.18 | 16.48 | 19.34 | 29.61 | -10.27 |
| | 5825 | 165 | CDD | AVG | 16.21 | 16.44 | 19.34 | 29.61 | -10.27 |

Table 7-19. FCC CDD/SDM 20MHz BW 802.11n (UNII) Maximum Conducted Output Power

| 5GHz (40MHz Bandwidth) | Freq [MHz] | Channel | Mode | Detector | Conducted Power [dBm] | | | Conducted Power Limit [dBm] | Conducted Power Margin [dB] |
|------------------------|------------|---------|------|----------|-----------------------|--------|--------|-----------------------------|-----------------------------|
| | | | | | Core 0 | Core 1 | Summed | | |
| | 5190 | 38 | CDD | AVG | 11.32 | 11.49 | 14.42 | 23.98 | -9.56 |
| | 5230 | 46 | CDD | AVG | 16.45 | 16.25 | 19.36 | 23.98 | -4.62 |
| | 5270 | 54 | CDD | AVG | 15.80 | 15.88 | 18.85 | 23.98 | -5.13 |
| | 5310 | 62 | CDD | AVG | 11.46 | 11.50 | 14.49 | 23.98 | -9.49 |
| | 5510 | 102 | CDD | AVG | 11.39 | 11.48 | 14.45 | 23.69 | -9.24 |
| | 5550 | 110 | CDD | AVG | 16.91 | 16.94 | 19.94 | 23.69 | -3.75 |
| | 5670 | 134 | CDD | AVG | 12.85 | 12.92 | 15.90 | 23.69 | -7.79 |
| | 5710 | 142 | CDD | AVG | 17.41 | 17.20 | 20.32 | 23.69 | -3.37 |
| | 5755 | 151 | CDD | AVG | 16.16 | 16.49 | 19.34 | 29.61 | -10.27 |
| | 5795 | 159 | CDD | AVG | 16.23 | 16.50 | 19.38 | 29.61 | -10.23 |

Table 7-20. FCC CDD/SDM 40MHz BW 802.11n (UNII) Maximum Conducted Output Power

| 5GHz (80MHz Bandwidth) | Freq [MHz] | Channel | Mode | Detector | Conducted Power [dBm] | | | Conducted Power Limit [dBm] | Conducted Power Margin [dB] |
|------------------------|------------|---------|------|----------|-----------------------|--------|--------|-----------------------------|-----------------------------|
| | | | | | Core 0 | Core 1 | Summed | | |
| | 5210 | 42 | CDD | AVG | 10.00 | 9.98 | 13.00 | 23.98 | -10.98 |
| | 5290 | 58 | CDD | AVG | 10.49 | 10.43 | 13.47 | 23.98 | -10.51 |
| | 5530 | 106 | CDD | AVG | 10.49 | 10.48 | 13.50 | 23.69 | -10.19 |
| | 5690 | 138 | CDD | AVG | 17.50 | 17.22 | 20.37 | 23.69 | -3.32 |
| | 5775 | 155 | CDD | AVG | 13.90 | 13.81 | 16.87 | 29.61 | -12.74 |

Table 7-21. FCC CDD/SDM 80MHz BW 802.11ac (UNII) Maximum Conducted Output Power

| | | | | |
|---|---|---------------------------------------|--|---------------------------------|
| FCC ID: BCGA2429 |  | MEASUREMENT REPORT (CERTIFICATION) | | Approved by: Quality Manager |
| Test Report S/N: 1C2004270034-09.BCG | Test Dates: 05/01/2020 - 07/29/2020 | EUT Type: Tablet Device | | Page 52 of 210 |

ISED CDD/SDM Maximum Conducted Output Power Measurements

| 5GHz (20MHz Bandwidth) | Freq [MHz] | Channel | Mode | Detector | Conducted Power [dBm] | | | Conducted Power Limit [dBm] | Conducted Power Margin [dB] | Directional Ant. Gain [dBi] | Max e.i.r.p. [dBm] | Max e.i.r.p. Limit [dBm] | e.i.r.p. Margin [dB] |
|------------------------|------------|---------|------|----------|-----------------------|--------|--------|-----------------------------|-----------------------------|-----------------------------|--------------------|--------------------------|----------------------|
| | | | | | Core 0 | Core 1 | Summed | | | | | | |
| | 5180 | 36 | CDD | AVG | 12.00 | 11.90 | 14.96 | - | - | 4.99 | 19.95 | 23.01 | -3.06 |
| | 5200 | 40 | CDD | AVG | 11.91 | 12.00 | 14.97 | - | - | 4.99 | 19.96 | 23.01 | -3.05 |
| | 5240 | 48 | CDD | AVG | 12.00 | 11.98 | 15.00 | - | - | 4.99 | 19.99 | 23.01 | -3.02 |
| | 5260 | 52 | CDD | AVG | 16.35 | 16.39 | 19.38 | 23.98 | -4.60 | 5.52 | 24.90 | 30.00 | -5.10 |
| | 5300 | 60 | CDD | AVG | 16.50 | 16.40 | 19.46 | 23.98 | -4.52 | 5.52 | 24.98 | 30.00 | -5.02 |
| | 5320 | 64 | CDD | AVG | 14.40 | 14.50 | 17.46 | 23.98 | -6.52 | 5.52 | 22.98 | 30.00 | -7.02 |
| | 5500 | 100 | CDD | AVG | 14.34 | 14.50 | 17.43 | 23.98 | -6.55 | 6.29 | 23.72 | 30.00 | -6.28 |
| | 5520 | 104 | CDD | AVG | 15.35 | 15.42 | 18.40 | 23.98 | -5.58 | 6.29 | 24.69 | 30.00 | -5.31 |
| | 5580 | 116 | CDD | AVG | 15.32 | 15.49 | 18.42 | 23.98 | -5.56 | 6.29 | 24.71 | 30.00 | -5.29 |
| | 5680 | 136 | CDD | AVG | 15.37 | 15.27 | 18.33 | 23.98 | -5.65 | 6.29 | 24.62 | 30.00 | -5.38 |
| | 5700 | 140 | CDD | AVG | 12.89 | 12.84 | 15.88 | 23.98 | -8.10 | 6.29 | 22.17 | 30.00 | -7.83 |
| | 5720 | 144 | CDD | AVG | 15.50 | 15.29 | 18.41 | 23.98 | -5.57 | 6.29 | 24.70 | 30.00 | -5.30 |
| | 5745 | 149 | CDD | AVG | 16.18 | 16.50 | 19.35 | 29.61 | -10.26 | 6.39 | 25.74 | - | - |
| | 5785 | 157 | CDD | AVG | 16.10 | 16.40 | 19.26 | 29.61 | -10.35 | 6.39 | 25.65 | - | - |
| | 5825 | 165 | CDD | AVG | 16.07 | 16.38 | 19.24 | 29.61 | -10.37 | 6.39 | 25.63 | - | - |

Table 7-22. ISED CDD/SDM 20MHz BW 802.11a (UNII) Maximum Conducted Output Power and Max EIRP

| 5GHz (20MHz Bandwidth) | Freq [MHz] | Channel | Mode | Detector | Conducted Power [dBm] | | | Conducted Power Limit [dBm] | Conducted Power Margin [dB] | Directional Ant. Gain [dBi] | Max e.i.r.p. [dBm] | Max e.i.r.p. Limit [dBm] | e.i.r.p. Margin [dB] |
|------------------------|------------|---------|------|----------|-----------------------|--------|--------|-----------------------------|-----------------------------|-----------------------------|--------------------|--------------------------|----------------------|
| | | | | | Core 0 | Core 1 | Summed | | | | | | |
| | 5180 | 36 | CDD | AVG | 11.96 | 11.86 | 14.92 | - | - | 4.99 | 19.91 | 23.01 | -3.10 |
| | 5200 | 40 | CDD | AVG | 11.91 | 12.00 | 14.97 | - | - | 4.99 | 19.96 | 23.01 | -3.05 |
| | 5240 | 48 | CDD | AVG | 11.89 | 11.86 | 14.89 | - | - | 4.99 | 19.88 | 23.01 | -3.13 |
| | 5260 | 52 | SDM | AVG | 17.00 | 16.68 | 19.85 | 23.98 | -4.13 | 2.51 | 22.36 | 30.00 | -7.64 |
| | 5300 | 60 | SDM | AVG | 16.92 | 16.72 | 19.83 | 23.98 | -4.15 | 2.51 | 22.34 | 30.00 | -7.66 |
| | 5320 | 64 | CDD | AVG | 14.50 | 14.41 | 17.47 | 23.98 | -6.51 | 5.52 | 22.99 | 30.00 | -7.01 |
| | 5500 | 100 | CDD | AVG | 14.38 | 14.41 | 17.41 | 23.98 | -6.57 | 6.29 | 23.70 | 30.00 | -6.30 |
| | 5520 | 104 | SDM | AVG | 17.49 | 17.25 | 20.38 | 23.98 | -3.60 | 3.28 | 23.66 | 30.00 | -6.34 |
| | 5580 | 116 | SDM | AVG | 17.41 | 17.12 | 20.28 | 23.98 | -3.70 | 3.28 | 23.56 | 30.00 | -6.44 |
| | 5680 | 136 | SDM | AVG | 17.49 | 17.25 | 20.38 | 23.98 | -3.60 | 3.28 | 23.66 | 30.00 | -6.34 |
| | 5700 | 140 | CDD | AVG | 13.47 | 13.50 | 16.50 | 23.98 | -7.48 | 6.29 | 22.79 | 30.00 | -7.21 |
| | 5720 | 144 | SDM | AVG | 17.40 | 17.19 | 20.31 | 23.98 | -3.67 | 3.28 | 23.59 | 30.00 | -6.41 |
| | 5745 | 149 | CDD | AVG | 16.23 | 16.50 | 19.38 | 29.61 | -10.23 | 6.39 | 25.77 | - | - |
| | 5785 | 157 | CDD | AVG | 16.18 | 16.48 | 19.34 | 29.61 | -10.27 | 6.39 | 25.73 | - | - |
| | 5825 | 165 | CDD | AVG | 16.21 | 16.44 | 19.34 | 29.61 | -10.27 | 6.39 | 25.73 | - | - |

Table 7-23. ISED CDD/SDM 20MHz BW 802.11n (UNII) Maximum Conducted Output Power and Max EIRP

| 5GHz (40MHz Bandwidth) | Freq [MHz] | Channel | Mode | Detector | Conducted Power [dBm] | | | Conducted Power Limit [dBm] | Conducted Power Margin [dB] | Directional Ant. Gain [dBi] | Max e.i.r.p. [dBm] | Max e.i.r.p. Limit [dBm] | e.i.r.p. Margin [dB] |
|------------------------|------------|---------|------|----------|-----------------------|--------|--------|-----------------------------|-----------------------------|-----------------------------|--------------------|--------------------------|----------------------|
| | | | | | Core 0 | Core 1 | Summed | | | | | | |
| | 5190 | 38 | CDD | AVG | 11.32 | 11.49 | 14.42 | - | - | 4.99 | 19.41 | 23.01 | -3.60 |
| | 5230 | 46 | CDD | AVG | 14.00 | 13.94 | 16.98 | - | - | 4.99 | 21.97 | 23.01 | -1.04 |
| | 5270 | 54 | CDD | AVG | 15.80 | 15.88 | 18.85 | 23.98 | -5.13 | 5.52 | 24.37 | 30.00 | -5.63 |
| | 5310 | 62 | CDD | AVG | 11.46 | 11.50 | 14.49 | 23.98 | -9.49 | 5.52 | 20.01 | 30.00 | -9.99 |
| | 5510 | 102 | CDD | AVG | 11.39 | 11.48 | 14.45 | 23.98 | -9.53 | 6.29 | 20.74 | 30.00 | -9.26 |
| | 5550 | 110 | CDD | AVG | 16.91 | 16.94 | 19.94 | 23.98 | -4.04 | 6.29 | 26.23 | 30.00 | -3.77 |
| | 5670 | 134 | CDD | AVG | 12.85 | 12.92 | 15.90 | 23.98 | -8.08 | 6.29 | 22.19 | 30.00 | -7.81 |
| | 5710 | 142 | CDD | AVG | 17.41 | 17.20 | 20.32 | 23.98 | -3.66 | 6.29 | 26.61 | 30.00 | -3.39 |
| | 5755 | 151 | CDD | AVG | 16.16 | 16.49 | 19.34 | 29.61 | -10.27 | 6.39 | 25.73 | - | - |
| | 5795 | 159 | CDD | AVG | 16.23 | 16.50 | 19.38 | 29.61 | -10.23 | 6.39 | 25.77 | - | - |

Table 7-24. ISED CDD/SDM 40MHz BW 802.11n (UNII) Maximum Conducted Output Power and Max EIRP

| 5GHz (80MHz Bandwidth) | Freq [MHz] | Channel | Mode | Detector | Conducted Power [dBm] | | | Conducted Power Limit [dBm] | Conducted Power Margin [dB] | Directional Ant. Gain [dBi] | Max e.i.r.p. [dBm] | Max e.i.r.p. Limit [dBm] | e.i.r.p. Margin [dB] |
|------------------------|------------|---------|------|----------|-----------------------|--------|--------|-----------------------------|-----------------------------|-----------------------------|--------------------|--------------------------|----------------------|
| | | | | | Core 0 | Core 1 | Summed | | | | | | |
| | 5210 | 42 | CDD | AVG | 10.00 | 9.98 | 13.00 | - | - | 4.99 | 17.99 | 23.01 | -5.02 |
| | 5290 | 58 | CDD | AVG | 10.49 | 10.43 | 13.47 | 23.98 | -10.51 | 5.52 | 18.99 | 30.00 | -11.01 |
| | 5530 | 106 | CDD | AVG | 10.49 | 10.48 | 13.50 | 23.98 | -10.48 | 6.29 | 19.79 | 30.00 | -10.21 |
| | 5690 | 138 | CDD | AVG | 17.50 | 17.22 | 20.37 | 23.98 | -3.61 | 6.29 | 26.66 | 30.00 | -3.34 |
| | 5775 | 155 | CDD | AVG | 13.90 | 13.81 | 16.87 | 29.61 | -12.74 | 6.39 | 23.26 | - | - |

Table 7-25. ISED CDD/SDM 80MHz BW 802.11ac (UNII) Maximum Conducted Output Power and Max EIRP

| | | | | |
|---|---|---------------------------------------|--|---------------------------------|
| FCC ID: BCGA2429 |  | MEASUREMENT REPORT (CERTIFICATION) | | Approved by: Quality Manager |
| Test Report S/N: 1C2004270034-09.BCG | Test Dates: 05/01/2020 - 07/29/2020 | EUT Type: Tablet Device | | Page 53 of 210 |

Note:

Per ANSI C63.10-2013 and KDB 662911 v02r01 Section E)1), the conducted powers at Antenna 1 and Antenna 2 were first measured separately during MIMO transmission as shown in the section above. The measured values were then summed in linear power units then converted back to dBm.

Per ANSI C63.10-2013 Section 14.4.3, the directional gain is calculated using the following formula, where G_N is the gain of the nth antenna and N_{ANT} , the total number of antennas used.

$$\text{Directional gain} = 10 \log[(10^{G_1/20} + 10^{G_2/20} + \dots + 10^{G_N/20})^2 / N_{ANT}] \text{ dBi}$$

Sample MIMO Calculation:

At 5180MHz in 802.11n (20MHz BW) mode, the average conducted output power was measured to be 14.77 dBm for Core-0 and 14.89 dBm for Core-1.

Antenna 1 + Antenna 2 = MIMO

$$(14.77 \text{ dBm} + 14.89 \text{ dBm}) = (29.99 \text{ mW} + 30.83 \text{ mW}) = 60.82 \text{ mW} = 17.84 \text{ dBm}$$

Sample e.i.r.p. Calculation:

At 5180MHz in 802.11n (20MHz BW) mode, the average MIMO conducted power was calculated to be 17.84 dBm with directional gain of 4.99 dBi.

$$\text{e.i.r.p. (dBm)} = \text{Conducted Power (dBm)} + \text{Ant gain (dBi)}$$

$$17.84 \text{ dBm} + 4.99 \text{ dBi} = 22.83 \text{ dBm}$$

| | | | |
|---|---|---------------------------------------|---------------------------------|
| FCC ID: BCGA2429 |  | MEASUREMENT REPORT (CERTIFICATION) | Approved by: Quality Manager |
| Test Report S/N: 1C2004270034-09.BCG | Test Dates: 05/01/2020 - 07/29/2020 | EUT Type: Tablet Device | Page 54 of 210 |

7.5 Maximum Power Spectral Density – 802.11a/n/ac §15.407(a.1.iv) §15.407(a.2) §15.407(a.3); RSS-247 [6.2]

Test Overview and Limit

The spectrum analyzer was connected to the antenna terminal while the EUT was operating at its maximum duty cycle, at its maximum power control level, as defined in ANSI C63.10-2013 and KDB 789033 D02 v02r01, and at the appropriate frequencies. Method SA-1, as defined in ANSI C63.10-2013 and KDB 789033 D02 v02r01, was used to measure the power spectral density.

In the 5.15 – 5.25GHz, 5.25 – 5.35GHz, 5.47 – 5.725GHz bands, the maximum permissible power spectral density is 11dBm/MHz.

In the 5.725 – 5.850GHz band, the maximum permissible power spectral density is 30dBm/500kHz.

Test Procedure Used

ANSI C63.10-2013 – Section 12.3.2.2

KDB 789033 D02 v02r01 – Section F

ANSI C63.10-2013 – Section 14.3.2.2 Measure-and-Sum Technique

KDB 662911 v02r01 – Section E)2) Measure-and-Sum Technique

Test Settings

1. Analyzer was set to the center frequency of the UNII channel under investigation
2. Span was set to encompass the entire emission bandwidth of the signal
3. RBW = 1MHz
4. VBW = 3MHz
5. Number of sweep points $\geq 2 \times (\text{span/RBW})$
6. Sweep time = auto
7. Detector = power averaging (RMS)
8. Trigger was set to free run for all modes
9. Trace was averaged over 100 sweeps
10. The peak search function of the spectrum analyzer was used to find the peak of the spectrum.

Test Setup

The EUT and measurement equipment were set up as shown in the diagram below.



Figure 7-4. Test Instrument & Measurement Setup

Test Notes

None

| | | | |
|---|--|---------------------------------------|---------------------------------|
| FCC ID: BCGA2429 | PCTEST Proud to be part of element | MEASUREMENT REPORT (CERTIFICATION) | Approved by: Quality Manager |
| Test Report S/N: 1C2004270034-09.BCG | Test Dates: 05/01/2020 - 07/29/2020 | EUT Type: Tablet Device | Page 55 of 210 |

SISO Core-0 Power Spectral Density Measurements

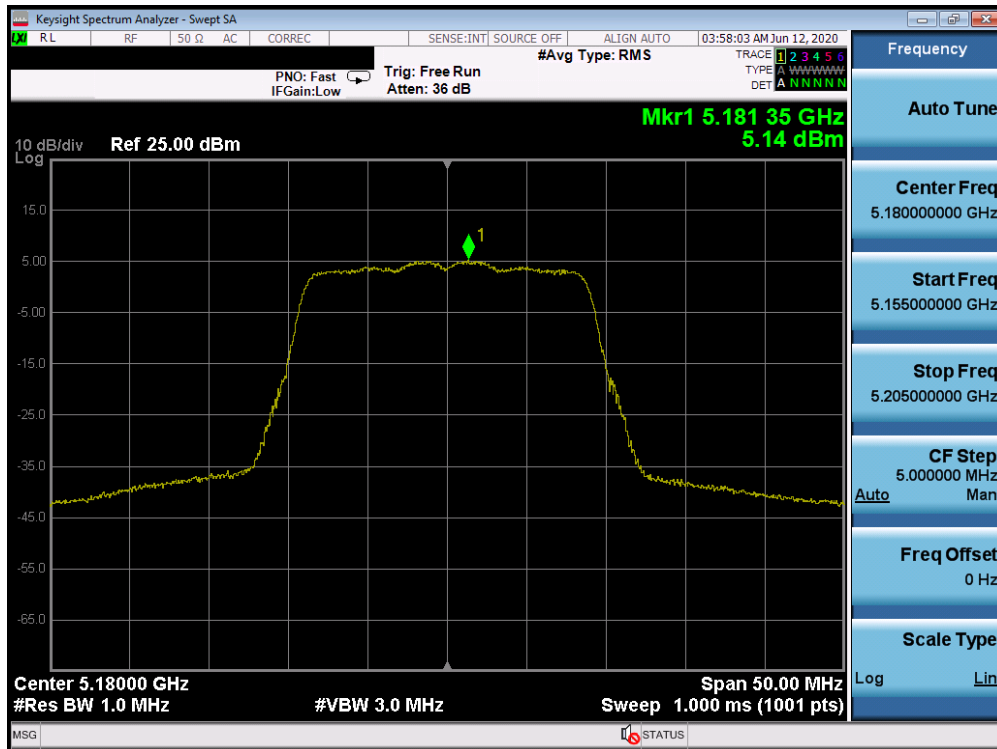
| | Frequency [MHz] | Channel No. | 802.11 Mode | Data Rate [Mbps] | Measured Power Density [dBm/MHz] | Max Power Density [dBm/MHz] | Margin [dB] |
|---------|-----------------|-------------|-------------|------------------|----------------------------------|-----------------------------|-------------|
| Band 1 | 5180 | 36 | n (20MHz) | 6.5/7.2 (MCS0) | 5.14 | 11.0 | -5.86 |
| | 5200 | 40 | n (20MHz) | 6.5/7.2 (MCS0) | 5.72 | 11.0 | -5.28 |
| | 5240 | 48 | n (20MHz) | 6.5/7.2 (MCS0) | 6.24 | 11.0 | -4.76 |
| | 5190 | 38 | n (40MHz) | 13.5/15 (MCS0) | 0.34 | 11.0 | -10.66 |
| | 5230 | 46 | n (40MHz) | 13.5/15 (MCS0) | 3.06 | 11.0 | -7.94 |
| | 5210 | 42 | ac (80MHz) | 29.3/32.5 (MCS0) | -3.77 | 11.0 | -14.77 |
| Band 2A | 5260 | 52 | n (20MHz) | 6.5/7.2 (MCS0) | 6.92 | 11.0 | -4.08 |
| | 5280 | 56 | n (20MHz) | 6.5/7.2 (MCS0) | 6.96 | 11.0 | -4.04 |
| | 5320 | 64 | n (20MHz) | 6.5/7.2 (MCS0) | 5.67 | 11.0 | -5.33 |
| | 5270 | 54 | n (40MHz) | 13.5/15 (MCS0) | 4.10 | 11.0 | -6.90 |
| | 5310 | 62 | n (40MHz) | 13.5/15 (MCS0) | 1.60 | 11.0 | -9.40 |
| | 5290 | 58 | ac (80MHz) | 29.3/32.5 (MCS0) | -3.67 | 11.0 | -14.67 |
| Band 2C | 5500 | 100 | n (20MHz) | 6.5/7.2 (MCS0) | 4.40 | 11.0 | -6.60 |
| | 5580 | 116 | n (20MHz) | 6.5/7.2 (MCS0) | 7.34 | 11.0 | -3.66 |
| | 5720 | 144 | n (20MHz) | 6.5/7.2 (MCS0) | 7.06 | 11.0 | -3.94 |
| | 5510 | 102 | n (40MHz) | 13.5/15 (MCS0) | 0.87 | 11.0 | -10.13 |
| | 5550 | 110 | n (40MHz) | 13.5/15 (MCS0) | 4.52 | 11.0 | -6.48 |
| | 5710 | 142 | n (40MHz) | 13.5/15 (MCS0) | 4.70 | 11.0 | -6.30 |
| | 5530 | 106 | ac (80MHz) | 29.3/32.5 (MCS0) | -2.53 | 11.0 | -13.53 |
| | 5690 | 138 | ac (80MHz) | 29.3/32.5 (MCS0) | 1.66 | 11.0 | -9.34 |

Table 7-26. Bands 1, 2A, 2C Conducted Power Spectral Density Measurements SISO CORE 0

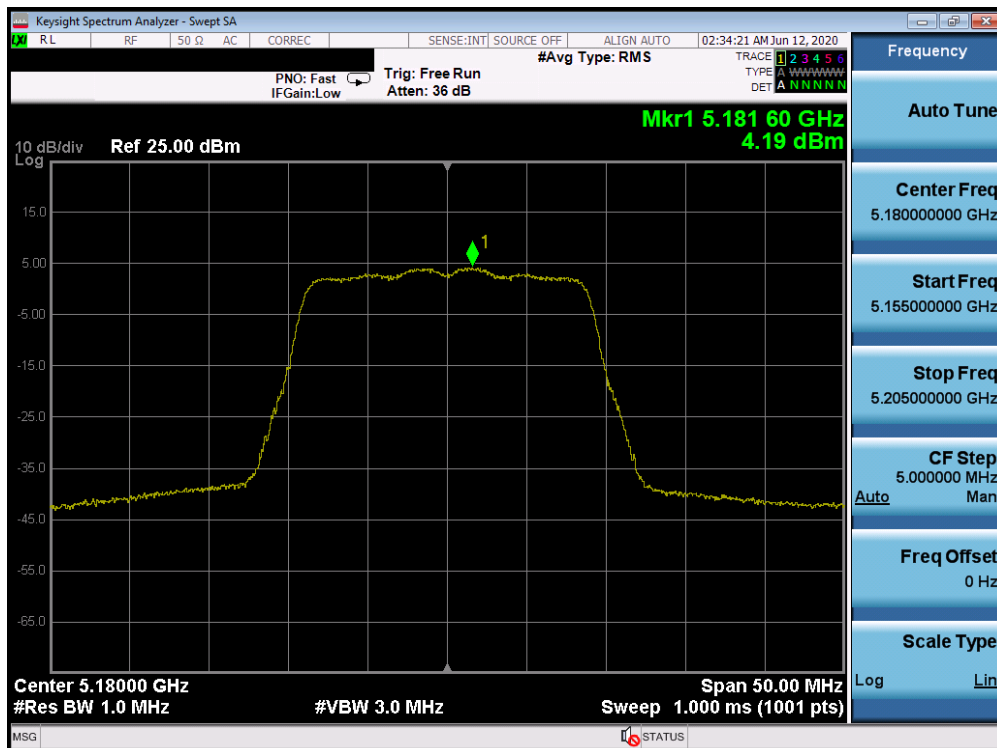
| | Frequency [MHz] | Channel No. | 802.11 Mode | Data Rate [Mbps] | Measured Power Density [dBm/MHz] | Antenna Gain [dBi] | e.i.r.p. Power Density [dBm/MHz] | ISED Max e.i.r.p. Power Density [dBm/MHz] | Margin [dB] |
|--------|-----------------|-------------|-------------|------------------|----------------------------------|--------------------|----------------------------------|---|-------------|
| Band 1 | 5180 | 36 | n (20MHz) | 6.5/7.2 (MCS0) | 4.19 | 1.27 | 5.46 | 10.0 | -4.54 |
| | 5200 | 40 | n (20MHz) | 6.5/7.2 (MCS0) | 4.48 | 1.27 | 5.75 | 10.0 | -4.25 |
| | 5240 | 48 | n (20MHz) | 6.5/7.2 (MCS0) | 4.83 | 1.27 | 6.10 | 10.0 | -3.90 |

Table 7-27. Band 1 e.i.r.p. Conducted Power Spectral Density Measurements (ISED) SISO CORE 0

| | | | | |
|---|---|---|--|---------------------------------|
| FCC ID: BCGA2429 |  | MEASUREMENT REPORT (CERTIFICATION) | | Approved by: Quality Manager |
| Test Report S/N: 1C2004270034-09.BCG | Test Dates: 05/01/2020 - 07/29/2020 | EUT Type: Tablet Device | | Page 56 of 210 |

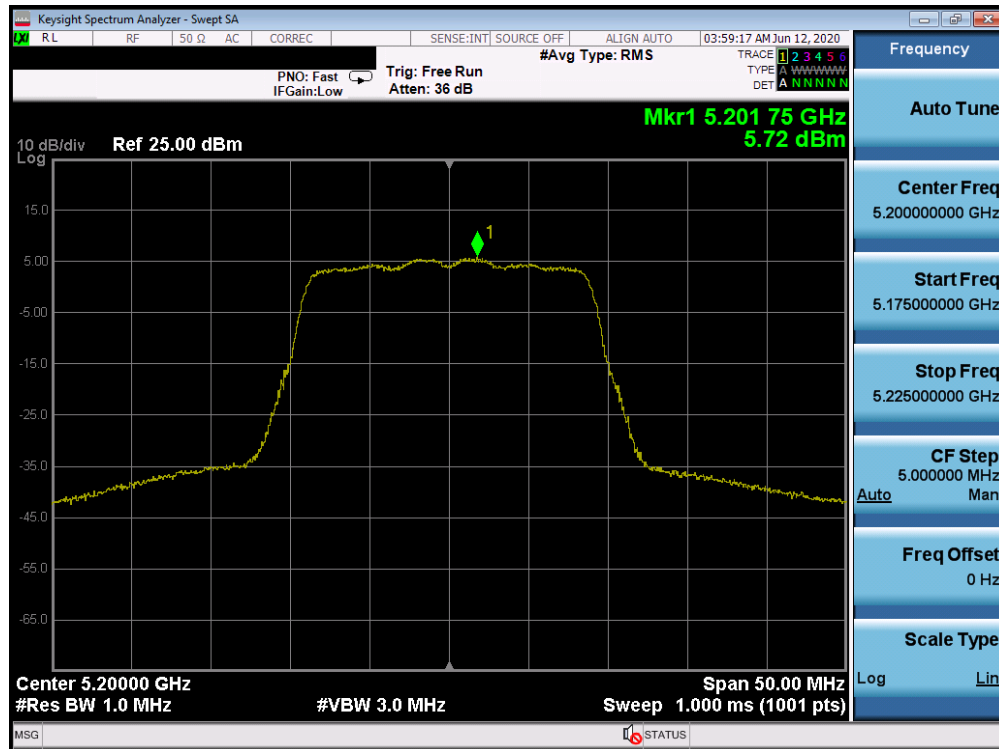


Plot 7-53. Power Spectral Density Plot SISO CORE 0 (20MHz BW 802.11n (UNII Band 1) – Ch. 36)

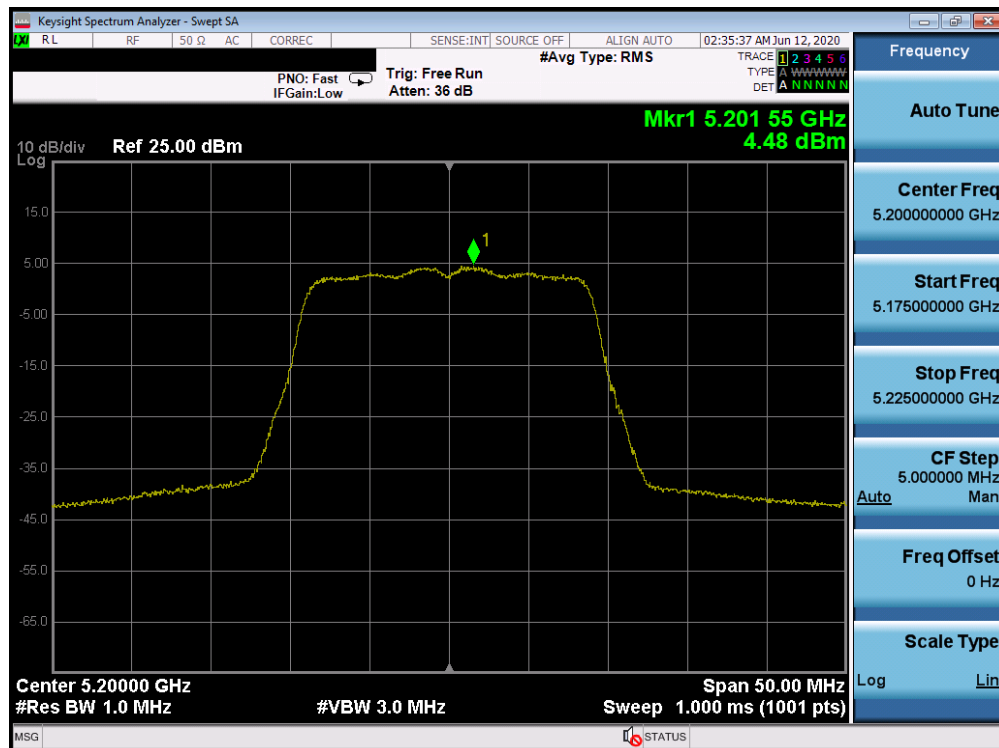


Plot 7-54. Power Spectral Density Plot ISED SISO CORE 0 (20MHz BW 802.11n (UNII Band 1) – Ch. 36)

| | | | |
|---|--|---------------------------------------|---------------------------------|
| FCC ID: BCGA2429 | PCTEST Proud to be part of element | MEASUREMENT REPORT (CERTIFICATION) | Approved by: Quality Manager |
| Test Report S/N: 1C2004270034-09.BCG | Test Dates: 05/01/2020 - 07/29/2020 | EUT Type: Tablet Device | Page 57 of 210 |

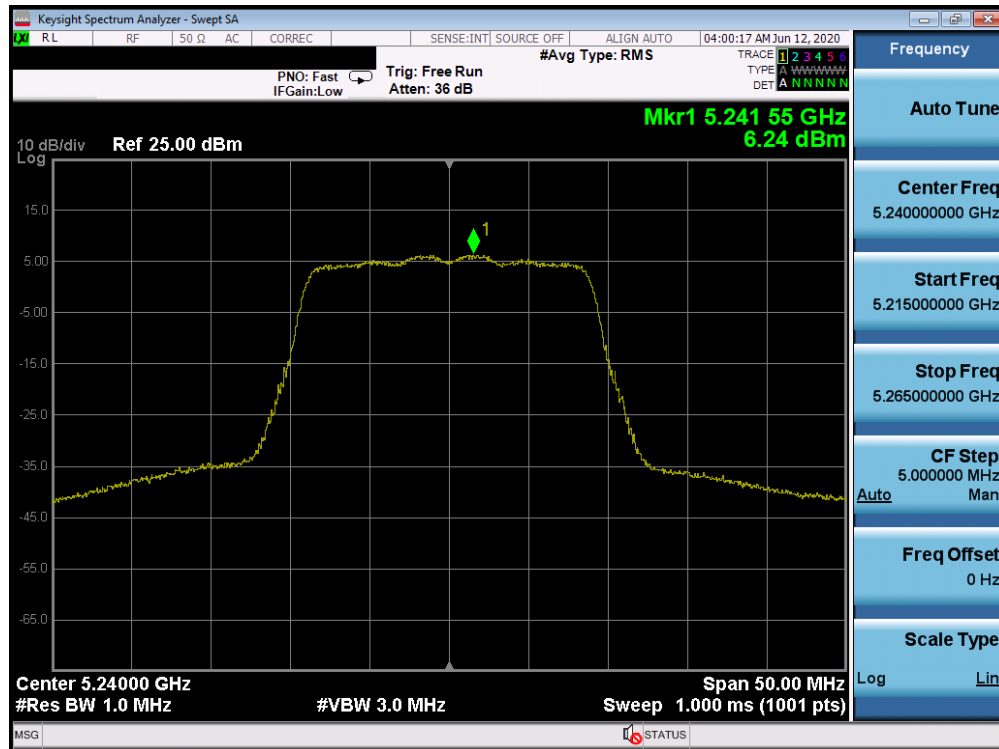


Plot 7-55. Power Spectral Density Plot SISO CORE 0 (20MHz BW 802.11n (UNII Band 1) – Ch. 40)

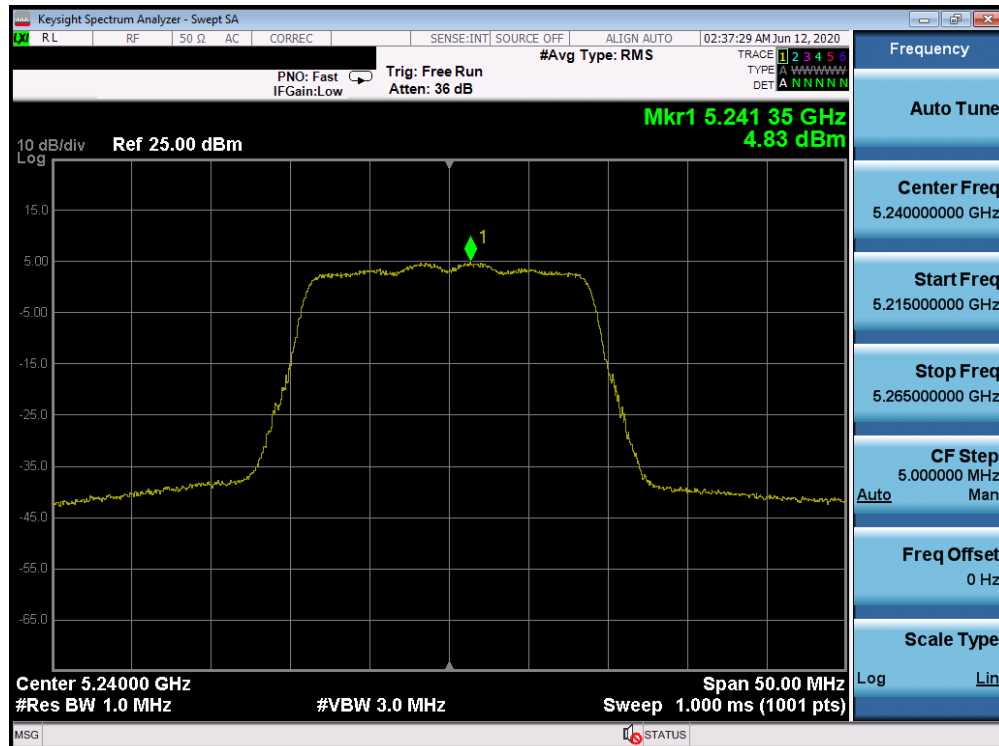


Plot 7-56. Power Spectral Density Plot ISED SISO CORE 0 (20MHz BW 802.11n (UNII Band 1) – Ch. 40)

| | | | |
|---|--|---------------------------------------|---------------------------------|
| FCC ID: BCGA2429 | PCTEST Proud to be part of element | MEASUREMENT REPORT (CERTIFICATION) | Approved by: Quality Manager |
| Test Report S/N: 1C2004270034-09.BCG | Test Dates: 05/01/2020 - 07/29/2020 | EUT Type: Tablet Device | Page 58 of 210 |

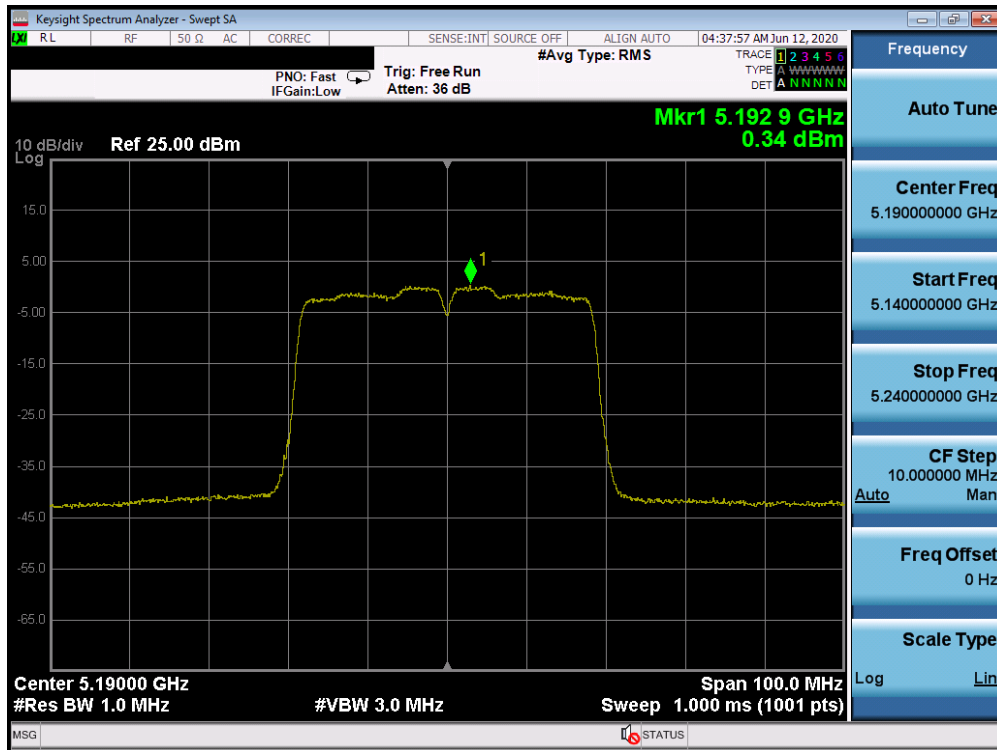


Plot 7-57. Power Spectral Density Plot SISO CORE 0 (20MHz BW 802.11n (UNII Band 1) – Ch. 48)

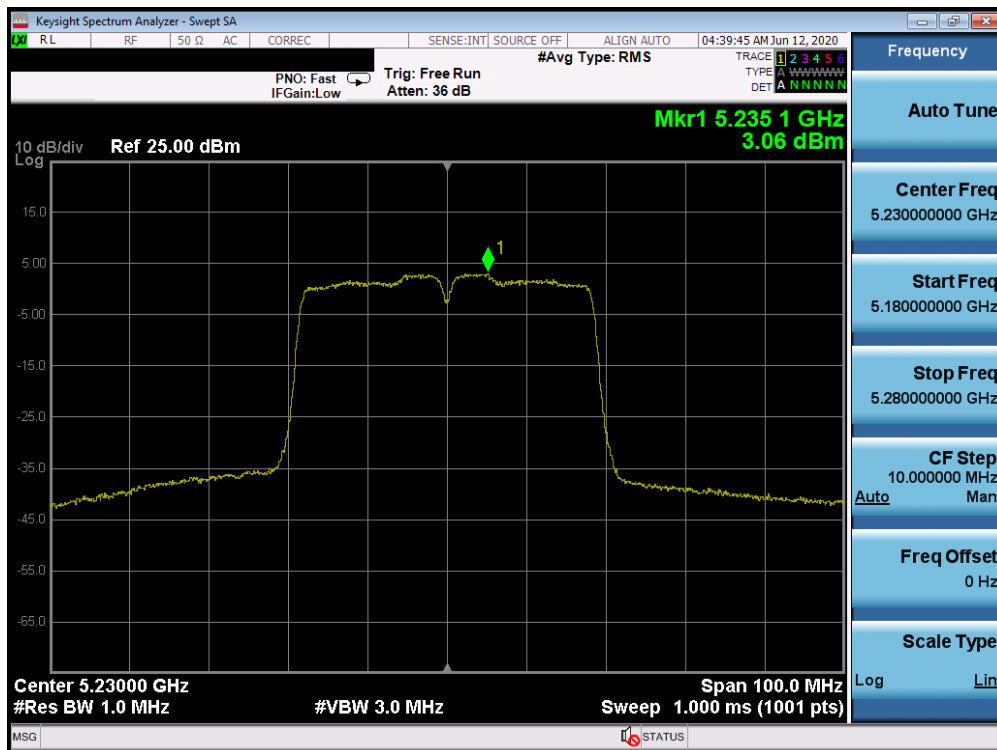


Plot 7-58. Power Spectral Density Plot ISED SISO CORE 0 (20MHz BW 802.11n (UNII Band 1) – Ch. 48)

| | | | |
|---|--|---------------------------------------|---------------------------------|
| FCC ID: BCGA2429 | PCTEST Proud to be part of element | MEASUREMENT REPORT (CERTIFICATION) | Approved by: Quality Manager |
| Test Report S/N: 1C2004270034-09.BCG | Test Dates: 05/01/2020 - 07/29/2020 | EUT Type: Tablet Device | Page 59 of 210 |

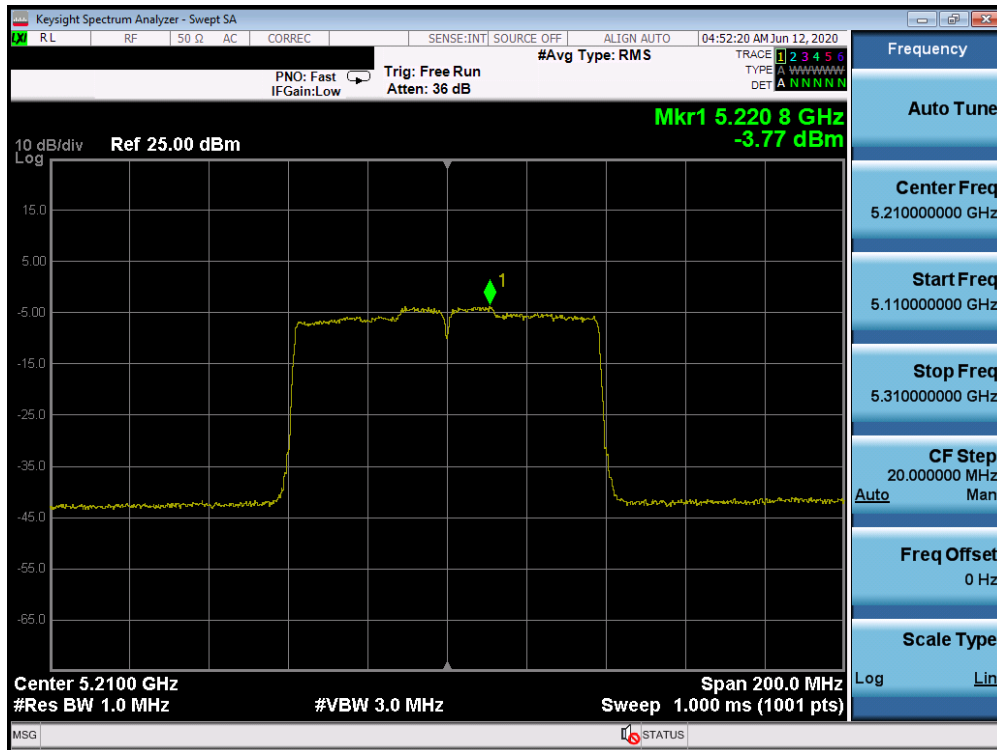


Plot 7-59. Power Spectral Density Plot SISO CORE 0 (40MHz BW 802.11n (UNII Band 1) – Ch. 38)

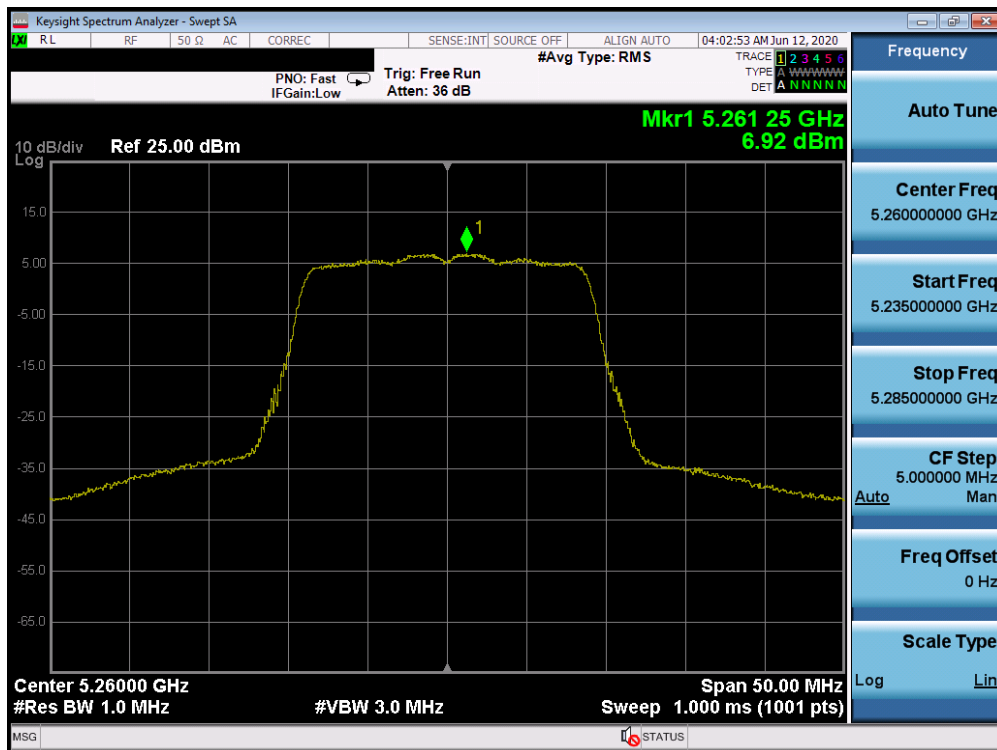


Plot 7-60. Power Spectral Density Plot SISO CORE 0 (40MHz BW 802.11n (UNII Band 1) – Ch. 46)

| | | | |
|---|--|---------------------------------------|---------------------------------|
| FCC ID: BCGA2429 | PCTEST Proud to be part of element | MEASUREMENT REPORT (CERTIFICATION) | Approved by: Quality Manager |
| Test Report S/N: 1C2004270034-09.BCG | Test Dates: 05/01/2020 - 07/29/2020 | EUT Type: Tablet Device | Page 60 of 210 |

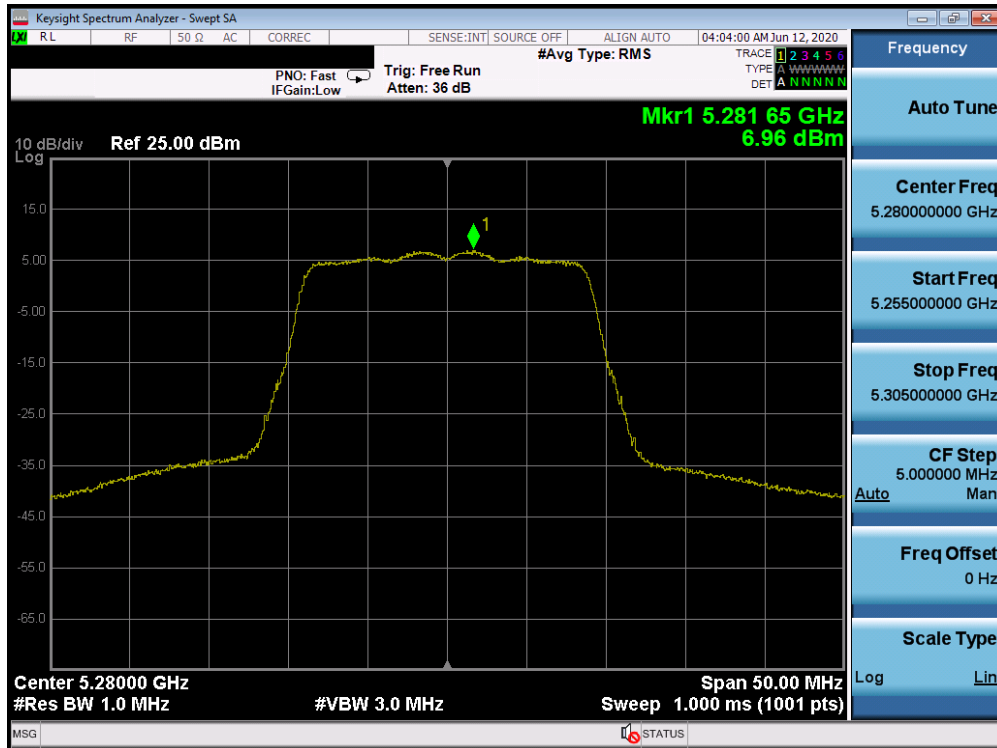


Plot 7-61. Power Spectral Density Plot SISO CORE 0 (80MHz BW 802.11ac (UNII Band 1) – Ch. 42)

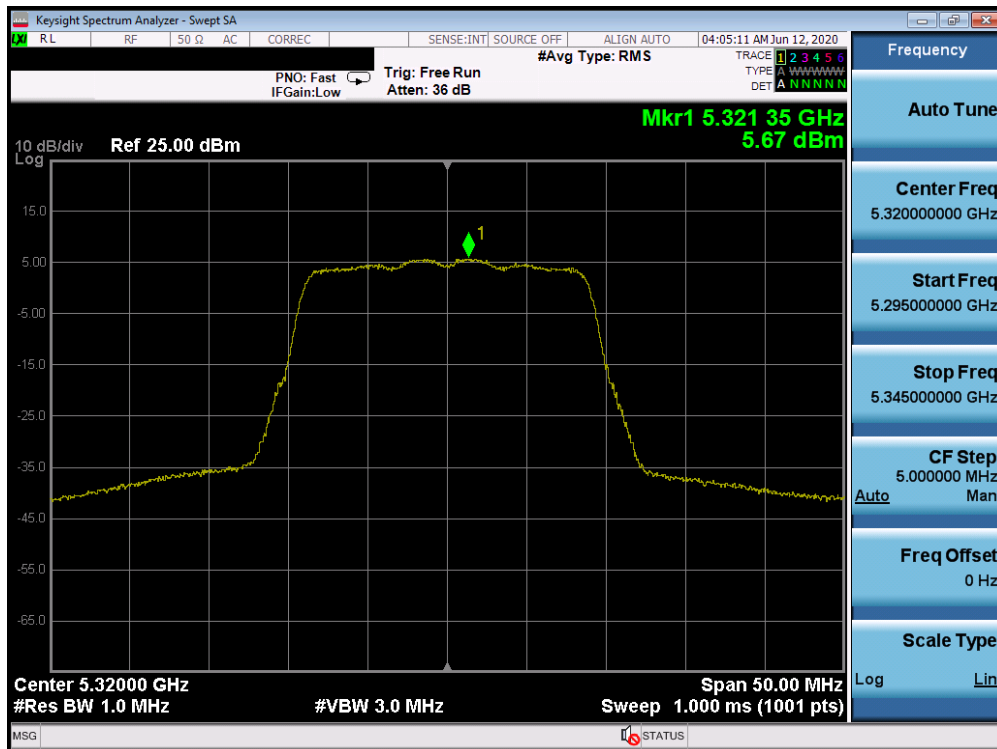


Plot 7-62. Power Spectral Density Plot SISO CORE 0 (20MHz BW 802.11n (UNII Band 2A) – Ch. 52)

| | | | |
|---|--|---------------------------------------|---------------------------------|
| FCC ID: BCGA2429 | PCTEST Proud to be part of element | MEASUREMENT REPORT (CERTIFICATION) | Approved by: Quality Manager |
| Test Report S/N: 1C2004270034-09.BCG | Test Dates: 05/01/2020 - 07/29/2020 | EUT Type: Tablet Device | Page 61 of 210 |

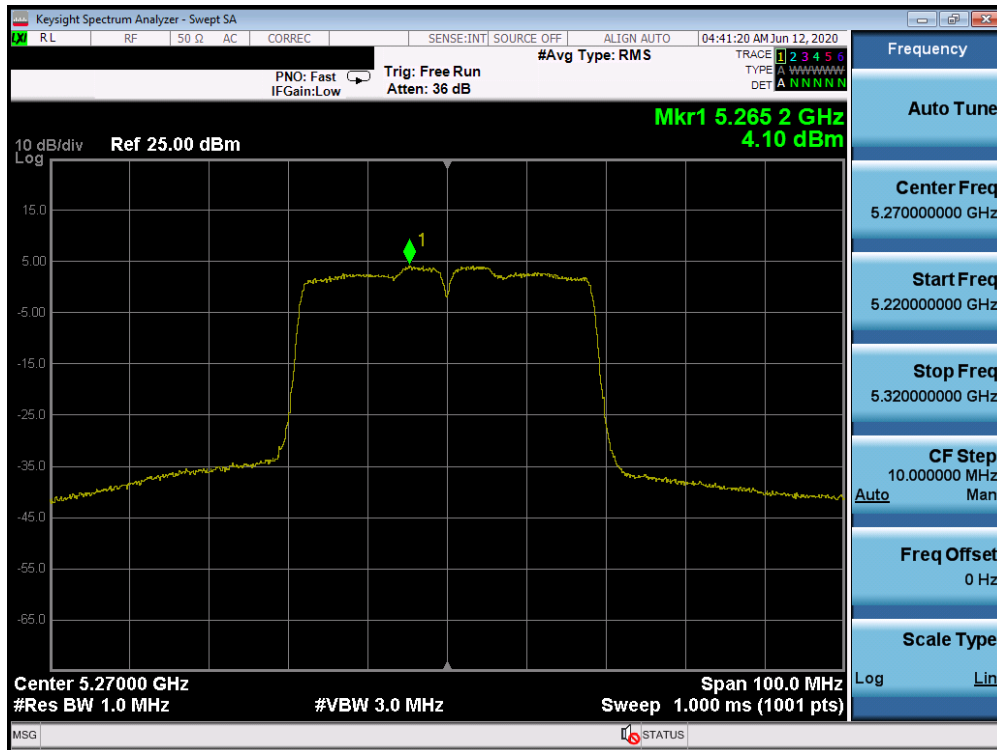


Plot 7-63. Power Spectral Density Plot SISO CORE 0 (20MHz BW 802.11n (UNII Band 2A) – Ch. 56)

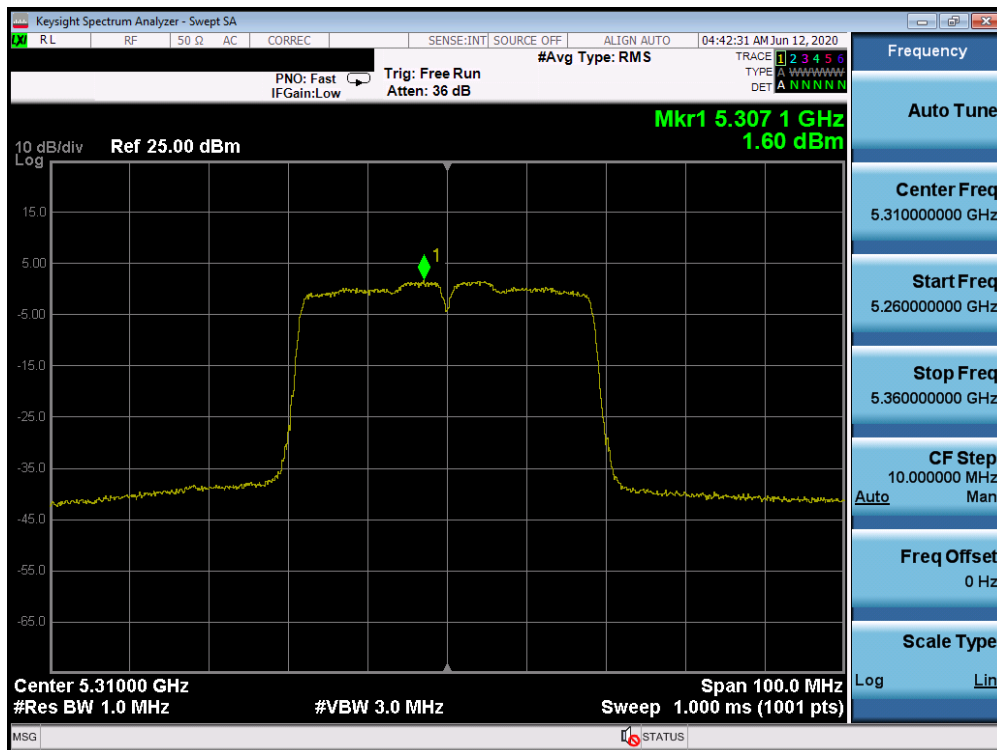


Plot 7-64. Power Spectral Density Plot SISO CORE 0 (20MHz BW 802.11n (UNII Band 2A) – Ch. 64)

| | | | |
|---|--|---------------------------------------|---------------------------------|
| FCC ID: BCGA2429 | PCTEST Proud to be part of element | MEASUREMENT REPORT (CERTIFICATION) | Approved by: Quality Manager |
| Test Report S/N: 1C2004270034-09.BCG | Test Dates: 05/01/2020 - 07/29/2020 | EUT Type: Tablet Device | Page 62 of 210 |

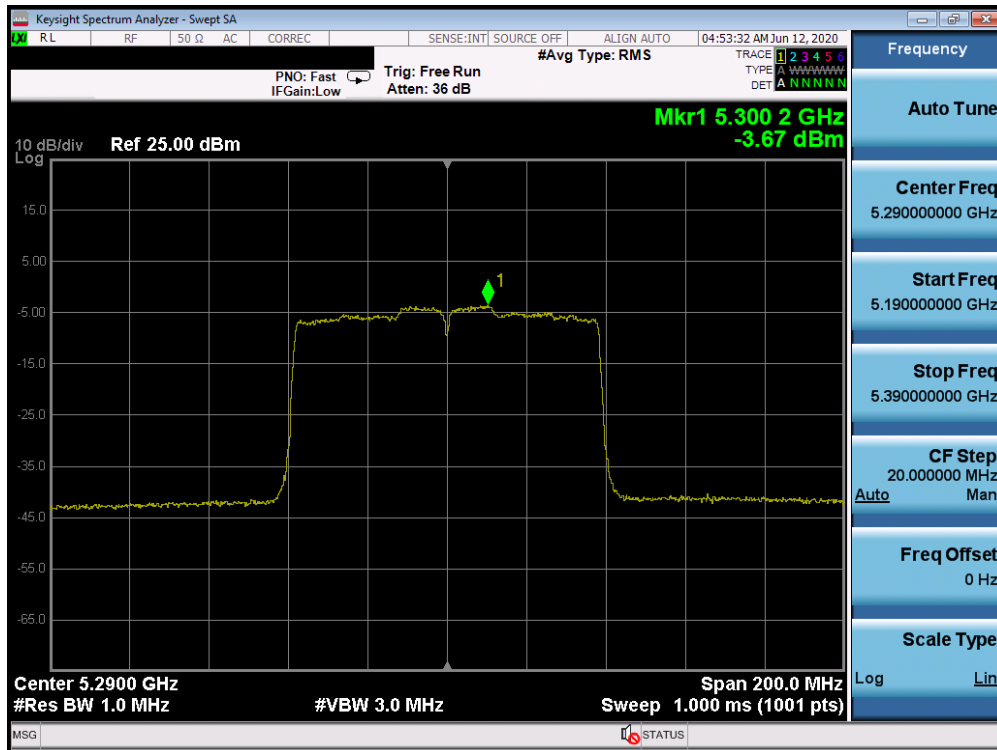


Plot 7-65. Power Spectral Density Plot SISO CORE 0 (40MHz BW 802.11n (UNII Band 2A) – Ch. 54)

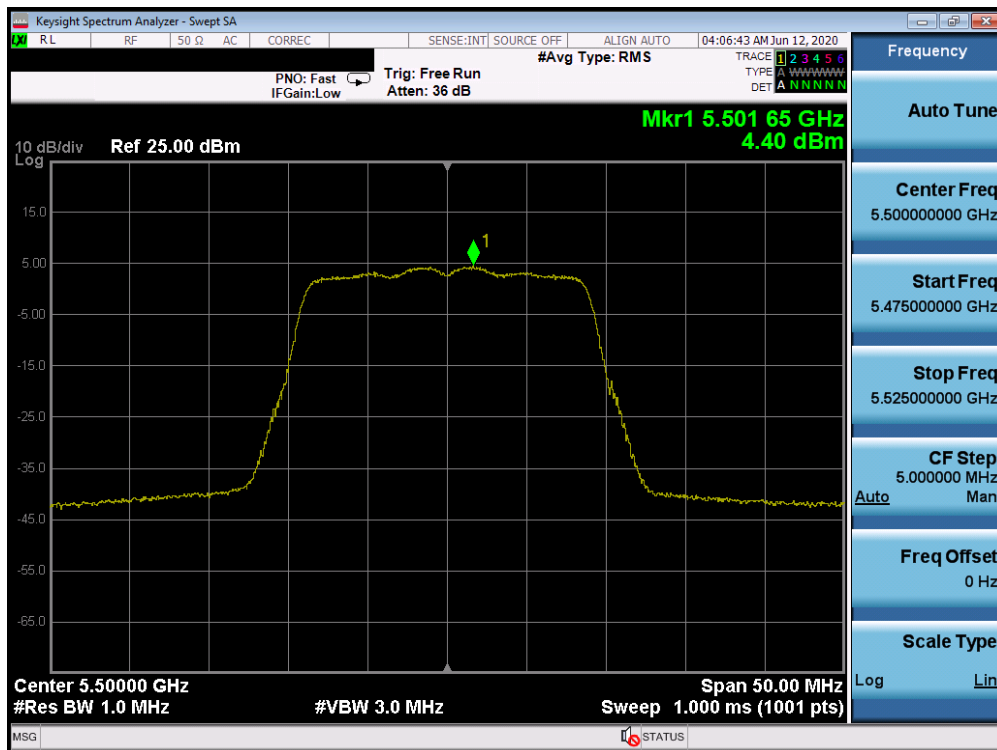


Plot 7-66. Power Spectral Density Plot SISO CORE 0 (40MHz BW 802.11n (UNII Band 2A) – Ch. 62)

| | | | |
|---|--|---------------------------------------|---------------------------------|
| FCC ID: BCGA2429 | PCTEST Proud to be part of element | MEASUREMENT REPORT (CERTIFICATION) | Approved by: Quality Manager |
| Test Report S/N: 1C2004270034-09.BCG | Test Dates: 05/01/2020 - 07/29/2020 | EUT Type: Tablet Device | Page 63 of 210 |

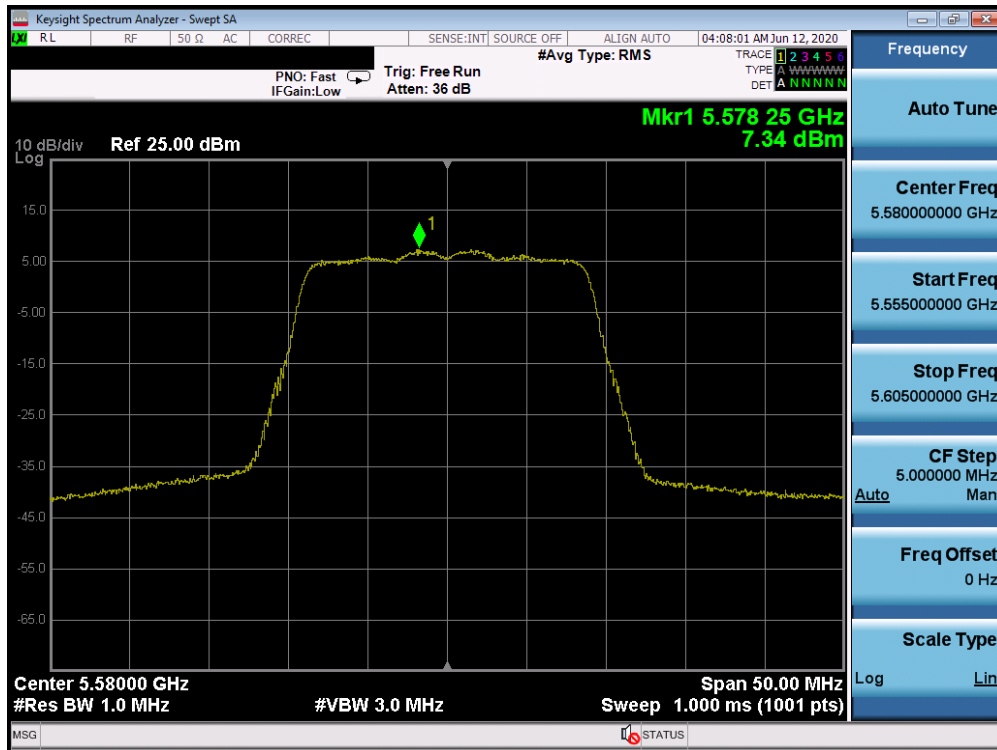


Plot 7-67. Power Spectral Density Plot SISO CORE 0 (80MHz BW 802.11ac (UNII Band 2A) – Ch. 58)

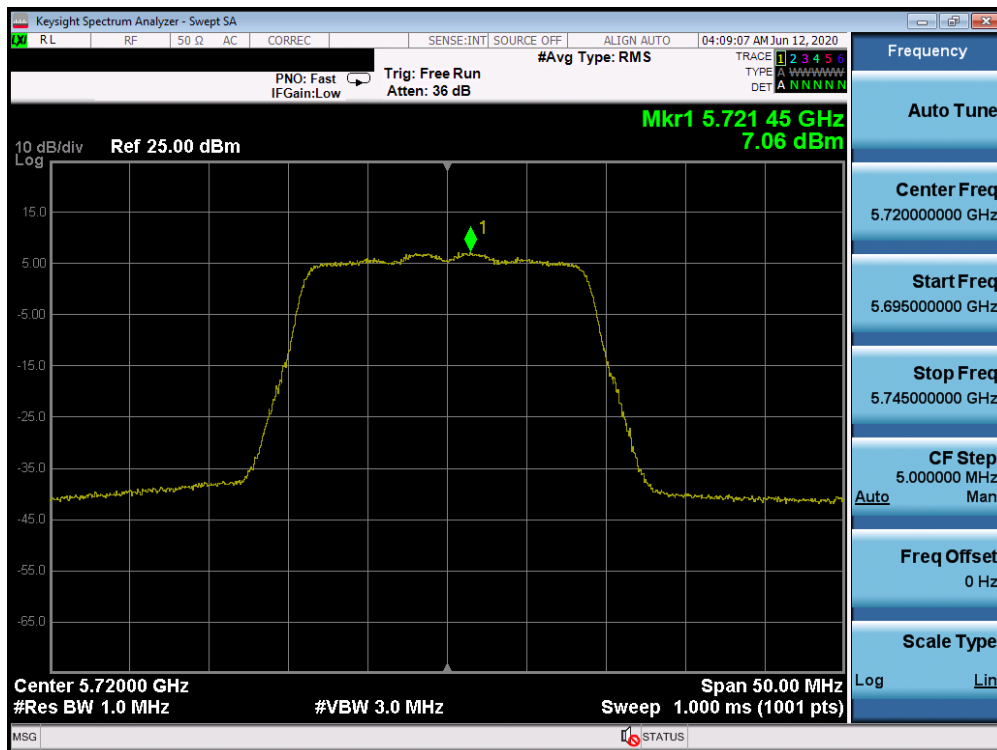


Plot 7-68. Power Spectral Density Plot SISO CORE 0 (20MHz BW 802.11n (UNII Band 2C) – Ch. 100)

| | | | |
|---|--|---------------------------------------|---------------------------------|
| FCC ID: BCGA2429 | PCTEST Proud to be part of element | MEASUREMENT REPORT (CERTIFICATION) | Approved by: Quality Manager |
| Test Report S/N: 1C2004270034-09.BCG | Test Dates: 05/01/2020 - 07/29/2020 | EUT Type: Tablet Device | Page 64 of 210 |

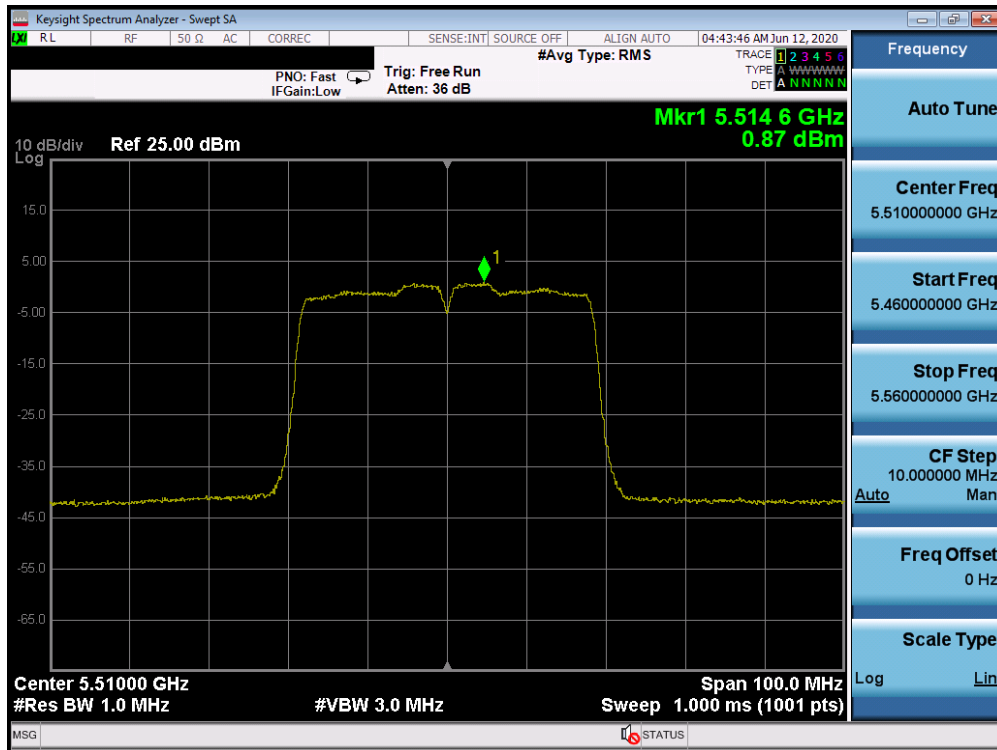


Plot 7-69. Power Spectral Density Plot SISO CORE 0 (20MHz BW 802.11n (UNII Band 2C) – Ch. 116

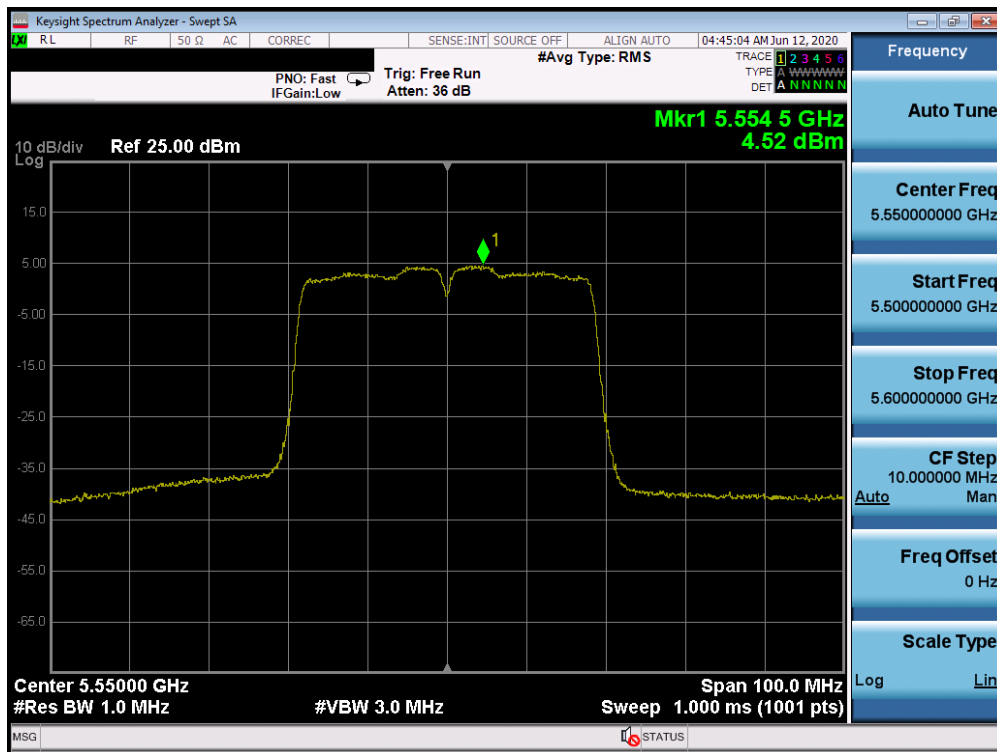


Plot 7-70. Power Spectral Density Plot SISO CORE 0 (20MHz BW 802.11n (UNII Band 2C) – Ch. 44)

| | | | |
|---|--|---------------------------------------|---------------------------------|
| FCC ID: BCGA2429 | PCTEST Proud to be part of element | MEASUREMENT REPORT (CERTIFICATION) | Approved by: Quality Manager |
| Test Report S/N: 1C2004270034-09.BCG | Test Dates: 05/01/2020 - 07/29/2020 | EUT Type: Tablet Device | Page 65 of 210 |

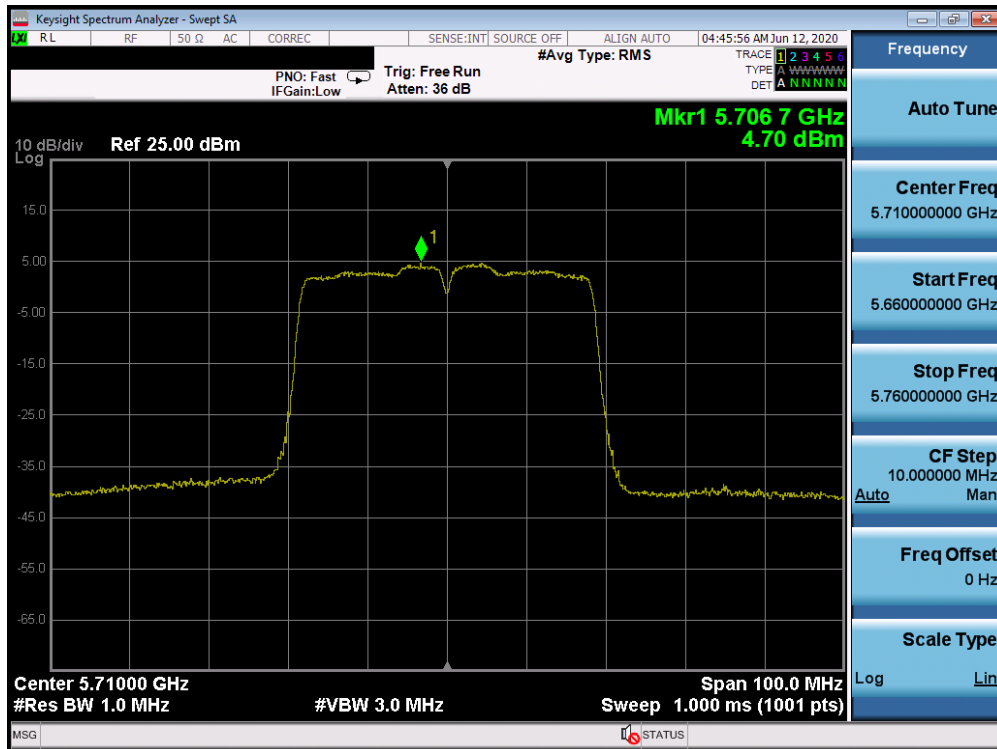


Plot 7-71. Power Spectral Density Plot SISO CORE 0 (40MHz BW 802.11n (UNII Band 2C) – Ch. 102)

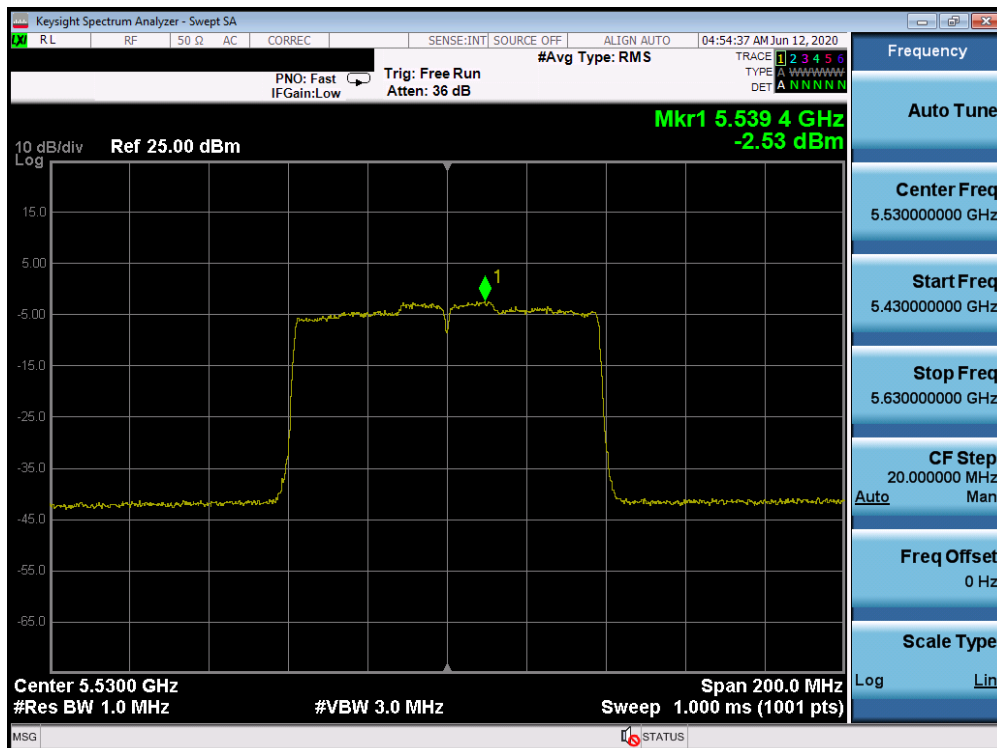


Plot 7-72. Power Spectral Density Plot SISO CORE 0 (40MHz BW 802.11n (UNII Band 2C) – Ch. 110)

| | | | |
|---|--|---------------------------------------|---------------------------------|
| FCC ID: BCGA2429 | PCTEST Proud to be part of element | MEASUREMENT REPORT (CERTIFICATION) | Approved by: Quality Manager |
| Test Report S/N: 1C2004270034-09.BCG | Test Dates: 05/01/2020 - 07/29/2020 | EUT Type: Tablet Device | Page 66 of 210 |

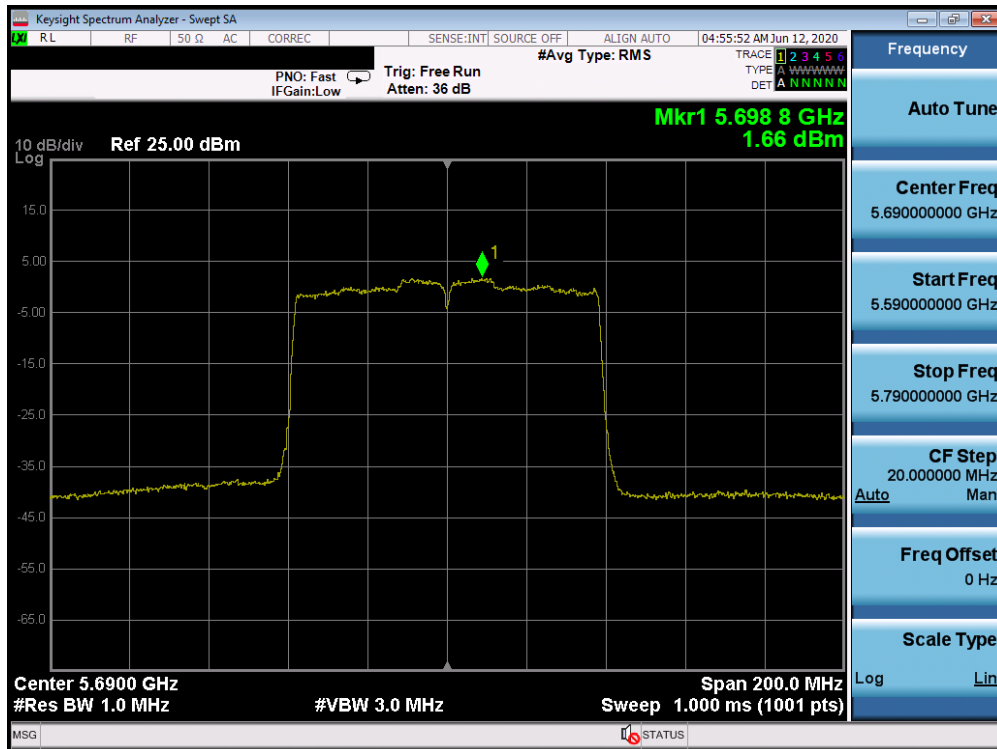


Plot 7-73. Power Spectral Density Plot SISO CORE 0 (40MHz BW 802.11n (UNII Band 2C) – Ch. 142)



Plot 7-74. Power Spectral Density Plot SISO CORE 0 (80MHz BW 802.11ac (UNII Band 2C) – Ch. 106)

| | | | |
|---|--|---------------------------------------|---------------------------------|
| FCC ID: BCGA2429 | PCTEST Proud to be part of element | MEASUREMENT REPORT (CERTIFICATION) | Approved by: Quality Manager |
| Test Report S/N: 1C2004270034-09.BCG | Test Dates: 05/01/2020 - 07/29/2020 | EUT Type: Tablet Device | Page 67 of 210 |

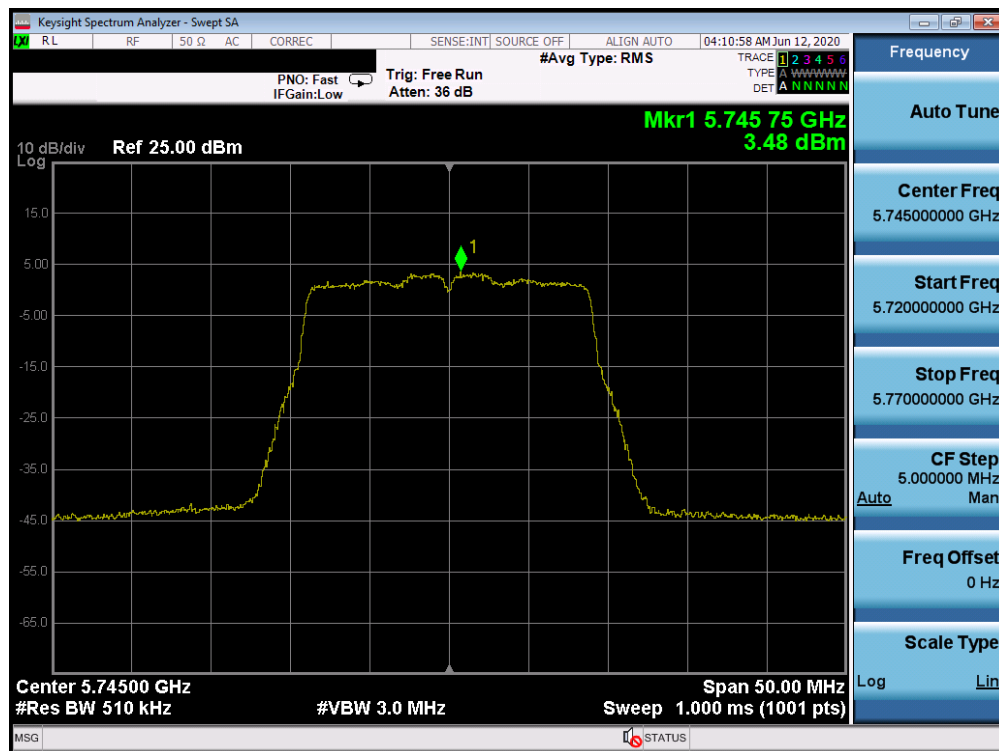


Plot 7-75. Power Spectral Density Plot SISO CORE 0 (80MHz BW 802.11ac (UNII Band 2C) – Ch. 138)

| | | | |
|---|--|---------------------------------------|---------------------------------|
| FCC ID: BCGA2429 | PCTEST Proud to be part of element | MEASUREMENT REPORT (CERTIFICATION) | Approved by: Quality Manager |
| Test Report S/N: 1C2004270034-09.BCG | Test Dates: 05/01/2020 - 07/29/2020 | EUT Type: Tablet Device | Page 68 of 210 |

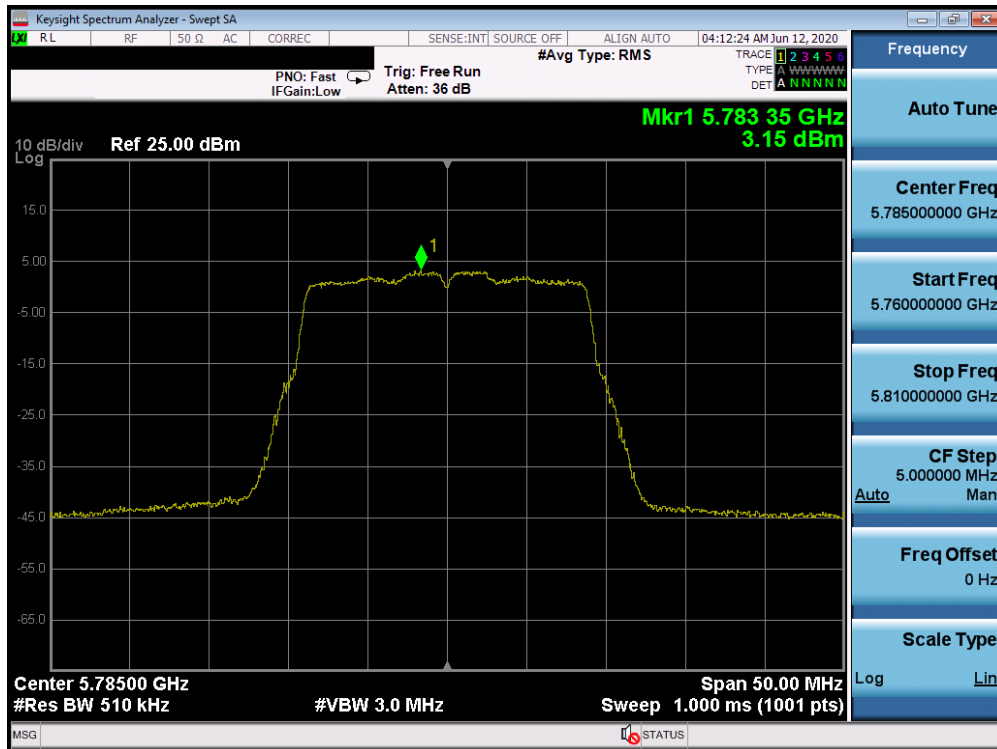
| | Frequency [MHz] | Channel No. | 802.11 Mode | Data Rate [Mbps] | Measured Power Density [dBm/500kHz] | Max Permissible Power Density [dBm/500kHz] | Margin [dB] |
|---------------|-----------------|-------------|-------------|------------------|-------------------------------------|--|-------------|
| Band 3 | 5745 | 149 | n (20MHz) | 6.5/7.2 (MCS0) | 3.48 | 30.0 | -26.52 |
| | 5785 | 157 | n (20MHz) | 6.5/7.2 (MCS0) | 3.15 | 30.0 | -26.85 |
| | 5825 | 165 | n (20MHz) | 6.5/7.2 (MCS0) | 3.41 | 30.0 | -26.59 |
| | 5755 | 151 | n (40MHz) | 13.5/15 (MCS0) | 0.49 | 30.0 | -29.51 |
| | 5795 | 159 | n (40MHz) | 13.5/15 (MCS0) | 0.50 | 30.0 | -29.50 |
| | 5775 | 155 | ac (80MHz) | 29.3/32.5 (MCS0) | -2.48 | 30.0 | -32.48 |

Table 7-28. Band 3 Conducted Power Spectral Density Measurements SISO CORE 0

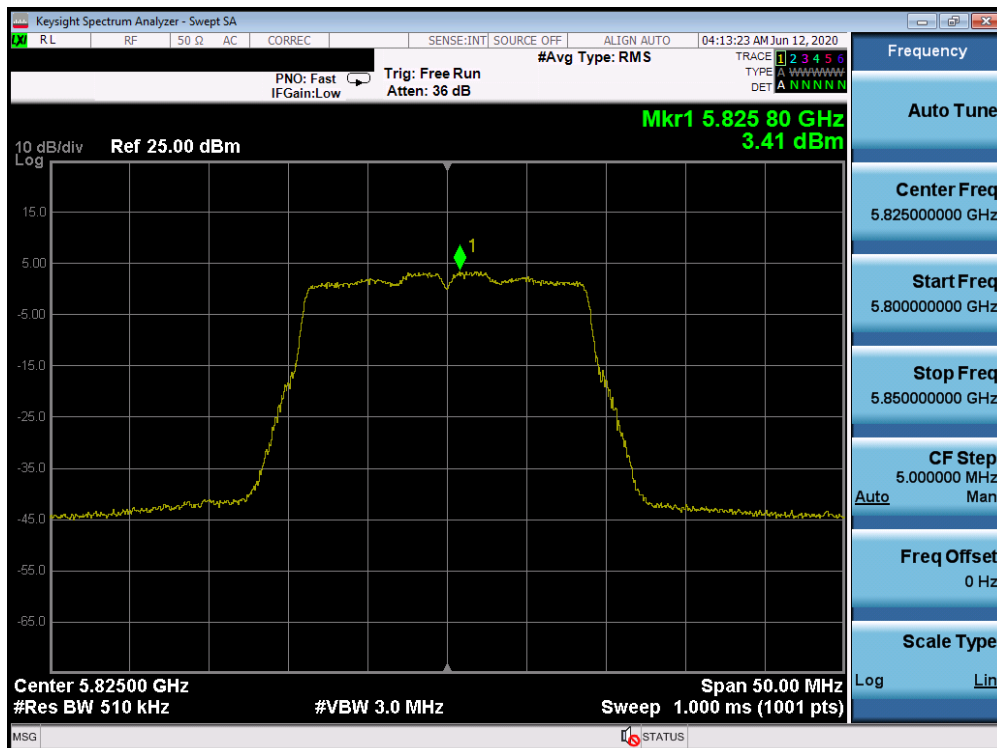


Plot 7-76. Power Spectral Density Plot SISO CORE 0 (20MHz BW 802.11n (UNII Band 3) – Ch. 149)

| | | | | |
|---|--|---|--|---------------------------------|
| FCC ID: BCGA2429 | PCTEST Proud to be part of element | MEASUREMENT REPORT (CERTIFICATION) | | Approved by: Quality Manager |
| Test Report S/N: 1C2004270034-09.BCG | Test Dates: 05/01/2020 - 07/29/2020 | EUT Type: Tablet Device | | Page 69 of 210 |

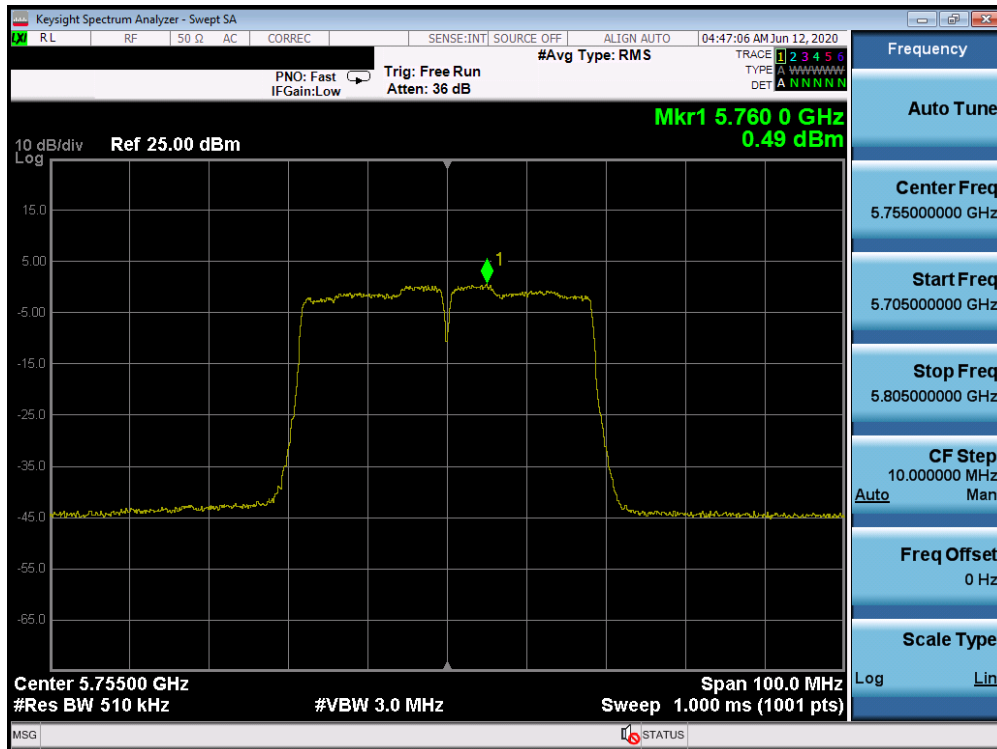


Plot 7-77. Power Spectral Density Plot SISO CORE 0 (20MHz BW 802.11n (UNII Band 3) – Ch. 157)

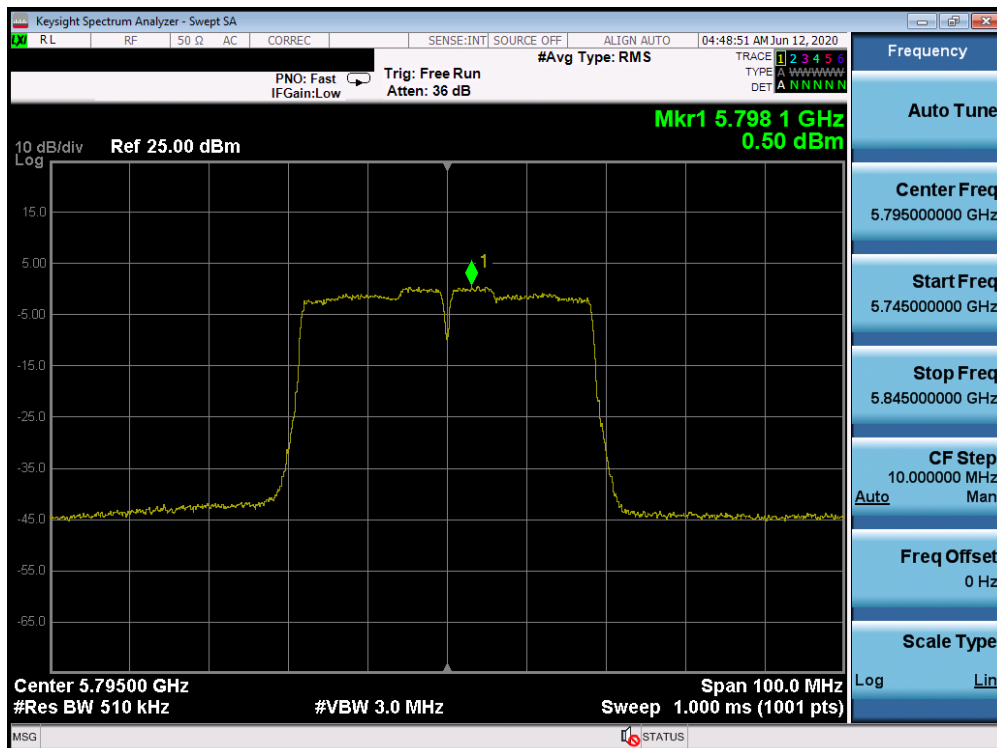


Plot 7-78. Power Spectral Density Plot SISO CORE 0 (20MHz BW 802.11n (UNII Band 3) – Ch. 165)

| | | | |
|---|--|---------------------------------------|---------------------------------|
| FCC ID: BCGA2429 | PCTEST Proud to be part of element | MEASUREMENT REPORT (CERTIFICATION) | Approved by: Quality Manager |
| Test Report S/N: 1C2004270034-09.BCG | Test Dates: 05/01/2020 - 07/29/2020 | EUT Type: Tablet Device | Page 70 of 210 |

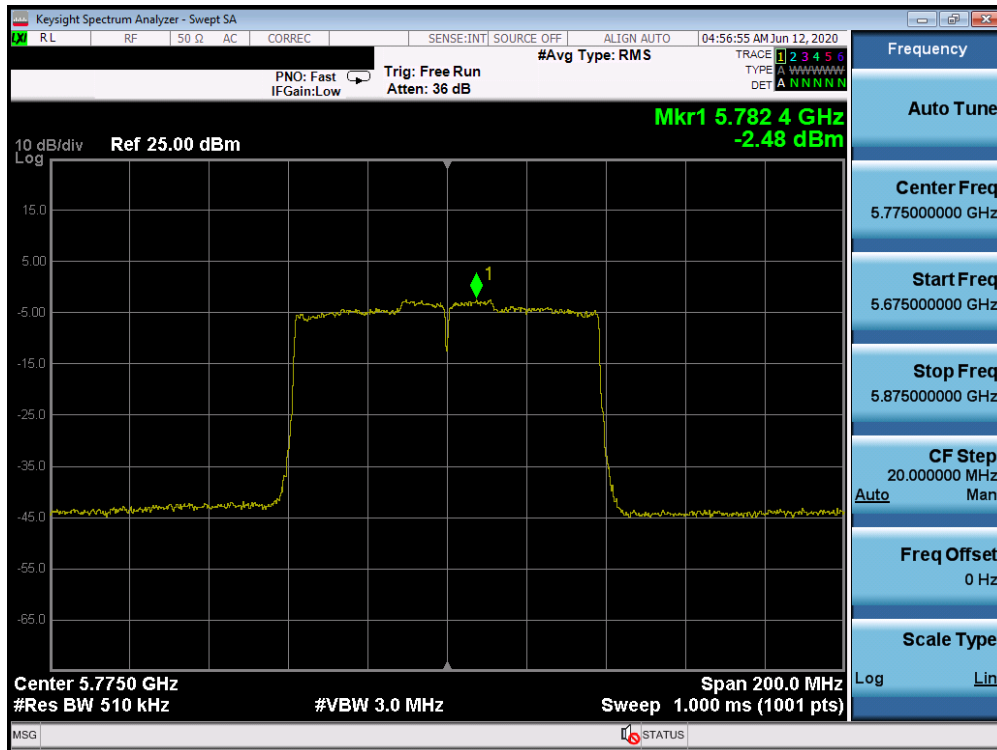


Plot 7-79. Power Spectral Density Plot SISO CORE 0 (40MHz BW 802.11n (UNII Band 3) – Ch. 151)



Plot 7-80. Power Spectral Density Plot SISO CORE 0 (40MHz BW 802.11n (UNII Band 3) – Ch. 159)

| | | | |
|---|--|---------------------------------------|---------------------------------|
| FCC ID: BCGA2429 | PCTEST Proud to be part of element | MEASUREMENT REPORT (CERTIFICATION) | Approved by: Quality Manager |
| Test Report S/N: 1C2004270034-09.BCG | Test Dates: 05/01/2020 - 07/29/2020 | EUT Type: Tablet Device | Page 71 of 210 |



Plot 7-81. Power Spectral Density Plot SISO CORE 0 (80MHz BW 802.11ac (UNII Band 3) – Ch. 155)

| | | | |
|---|--|---------------------------------------|---------------------------------|
| FCC ID: BCGA2429 | PCTEST Proud to be part of element | MEASUREMENT REPORT (CERTIFICATION) | Approved by: Quality Manager |
| Test Report S/N: 1C2004270034-09.BCG | Test Dates: 05/01/2020 - 07/29/2020 | EUT Type: Tablet Device | Page 72 of 210 |

SISO Core-1 Power Spectral Density Measurements

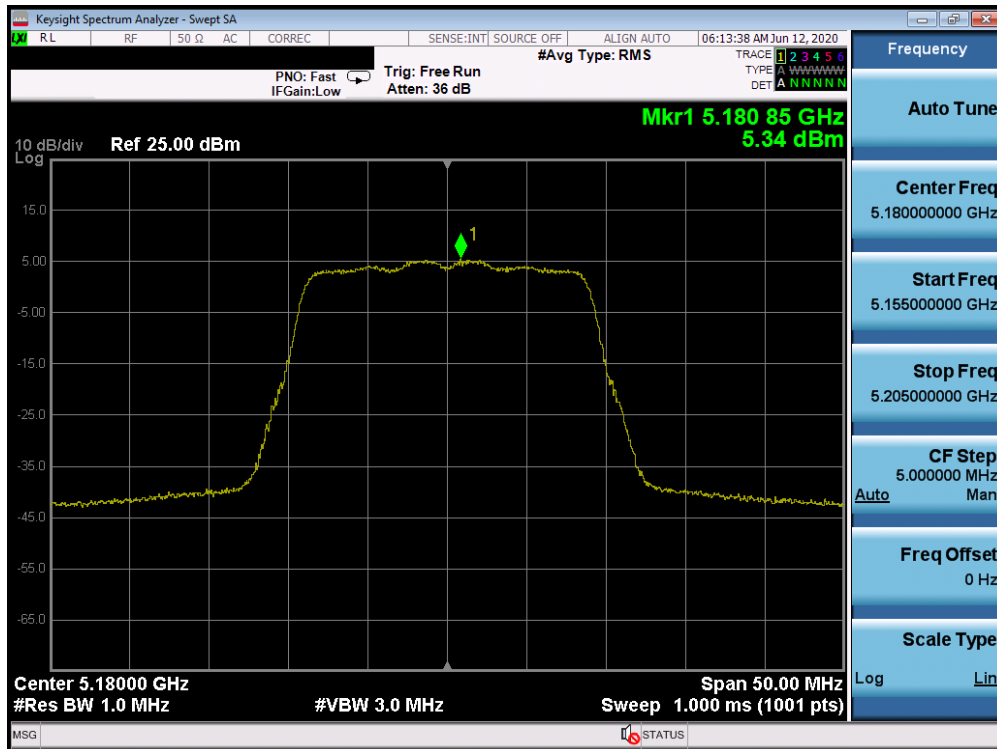
| | Frequency [MHz] | Channel No. | 802.11 Mode | Data Rate [Mbps] | Measured Power Density [dBm/MHz] | Max Power Density [dBm/MHz] | Margin [dB] |
|---------|-----------------|-------------|-------------|------------------|----------------------------------|-----------------------------|-------------|
| Band 1 | 5180 | 36 | n (20MHz) | 6.5/7.2 (MCS0) | 5.34 | 11.0 | -5.66 |
| | 5200 | 40 | n (20MHz) | 6.5/7.2 (MCS0) | 5.65 | 11.0 | -5.35 |
| | 5240 | 48 | n (20MHz) | 6.5/7.2 (MCS0) | 5.86 | 11.0 | -5.14 |
| | 5190 | 38 | n (40MHz) | 13.5/15 (MCS0) | 0.95 | 11.0 | -10.05 |
| | 5230 | 46 | n (40MHz) | 13.5/15 (MCS0) | 2.79 | 11.0 | -8.21 |
| | 5210 | 42 | ac (80MHz) | 29.3/32.5 (MCS0) | -4.07 | 11.0 | -15.07 |
| Band 2A | 5260 | 52 | n (20MHz) | 6.5/7.2 (MCS0) | 6.42 | 11.0 | -4.58 |
| | 5280 | 56 | n (20MHz) | 6.5/7.2 (MCS0) | 6.36 | 11.0 | -4.64 |
| | 5320 | 64 | n (20MHz) | 6.5/7.2 (MCS0) | 5.60 | 11.0 | -5.40 |
| | 5270 | 54 | n (40MHz) | 13.5/15 (MCS0) | 3.66 | 11.0 | -7.34 |
| | 5310 | 62 | n (40MHz) | 13.5/15 (MCS0) | 1.07 | 11.0 | -9.93 |
| | 5290 | 58 | ac (80MHz) | 29.3/32.5 (MCS0) | -3.61 | 11.0 | -14.61 |
| Band 2C | 5500 | 100 | n (20MHz) | 6.5/7.2 (MCS0) | 4.76 | 11.0 | -6.24 |
| | 5580 | 116 | n (20MHz) | 6.5/7.2 (MCS0) | 6.50 | 11.0 | -4.50 |
| | 5720 | 144 | n (20MHz) | 6.5/7.2 (MCS0) | 6.40 | 11.0 | -4.60 |
| | 5510 | 102 | n (40MHz) | 13.5/15 (MCS0) | 0.92 | 11.0 | -10.08 |
| | 5550 | 110 | n (40MHz) | 13.5/15 (MCS0) | 3.77 | 11.0 | -7.23 |
| | 5710 | 142 | n (40MHz) | 13.5/15 (MCS0) | 3.50 | 11.0 | -7.50 |
| | 5530 | 106 | ac (80MHz) | 29.3/32.5 (MCS0) | -2.04 | 11.0 | -13.04 |
| | 5690 | 138 | ac (80MHz) | 29.3/32.5 (MCS0) | 0.85 | 11.0 | -10.15 |

Table 7-29. Conducted Power Spectral Density Measurements SISO CORE 1

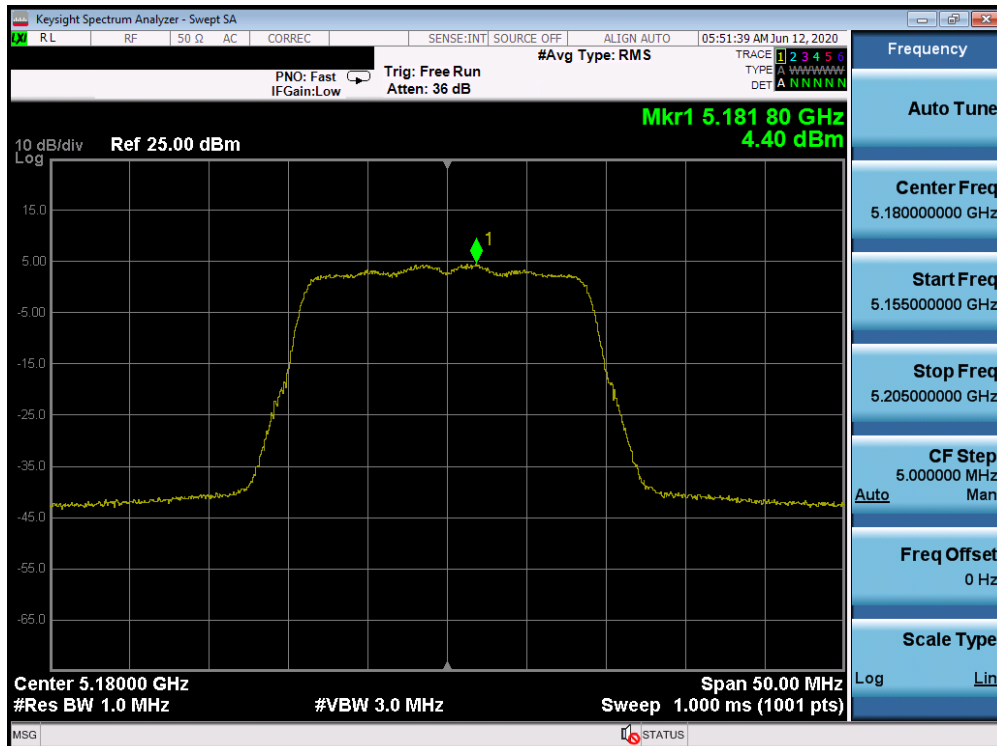
| | Frequency [MHz] | Channel No. | 802.11 Mode | Data Rate [Mbps] | Measured Power Density [dBm/MHz] | Antenna Gain [dBi] | e.i.r.p. Power Density [dBm/MHz] | ISED Max e.i.r.p. Power Density [dBm/MHz] | Margin [dB] |
|--------|-----------------|-------------|-------------|------------------|----------------------------------|--------------------|----------------------------------|---|-------------|
| Band 1 | 5180 | 36 | n (20MHz) | 6.5/7.2 (MCS0) | 4.40 | 2.64 | 7.04 | 10.0 | -2.97 |
| | 5200 | 40 | n (20MHz) | 6.5/7.2 (MCS0) | 4.48 | 2.64 | 7.12 | 10.0 | -2.88 |
| | 5240 | 48 | n (20MHz) | 6.5/7.2 (MCS0) | 5.06 | 2.64 | 7.70 | 10.0 | -2.30 |

Table 7-30. Band 1 e.i.r.p. Conducted Power Spectral Density Measurements (ISED) SISO CORE 1

| | | | | |
|---|---|---|--|---------------------------------|
| FCC ID: BCGA2429 |  | MEASUREMENT REPORT (CERTIFICATION) | | Approved by: Quality Manager |
| Test Report S/N: 1C2004270034-09.BCG | Test Dates: 05/01/2020 - 07/29/2020 | EUT Type: Tablet Device | | Page 73 of 210 |

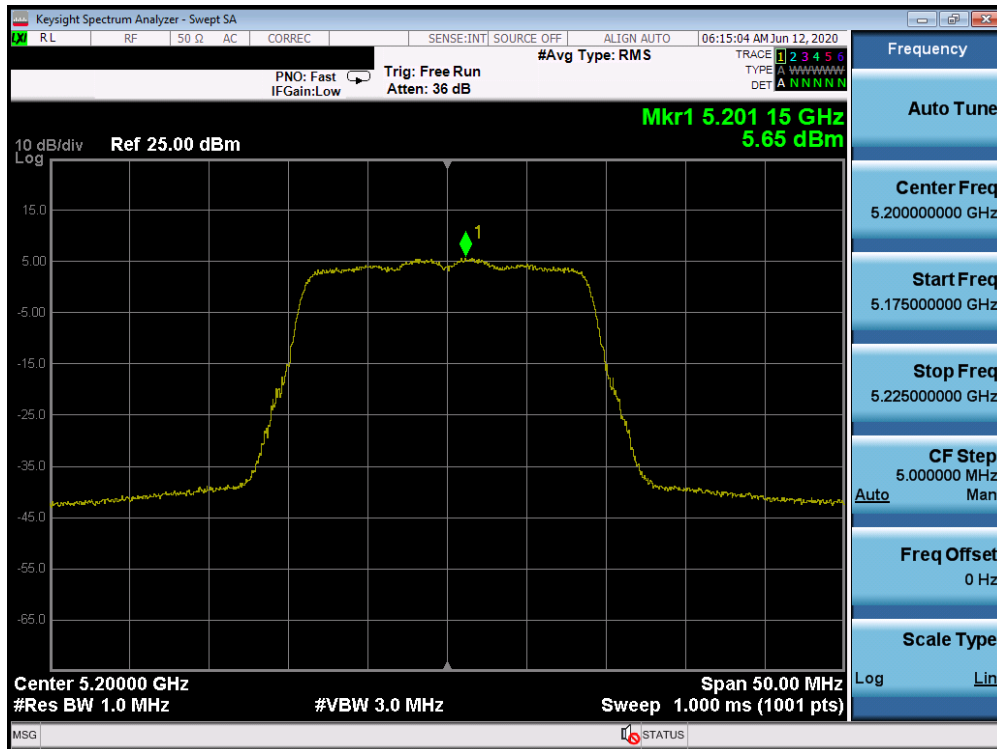


Plot 7-82. Power Spectral Density Plot SISO CORE 1 (20MHz BW 802.11n (UNII Band 1) – Ch. 36)

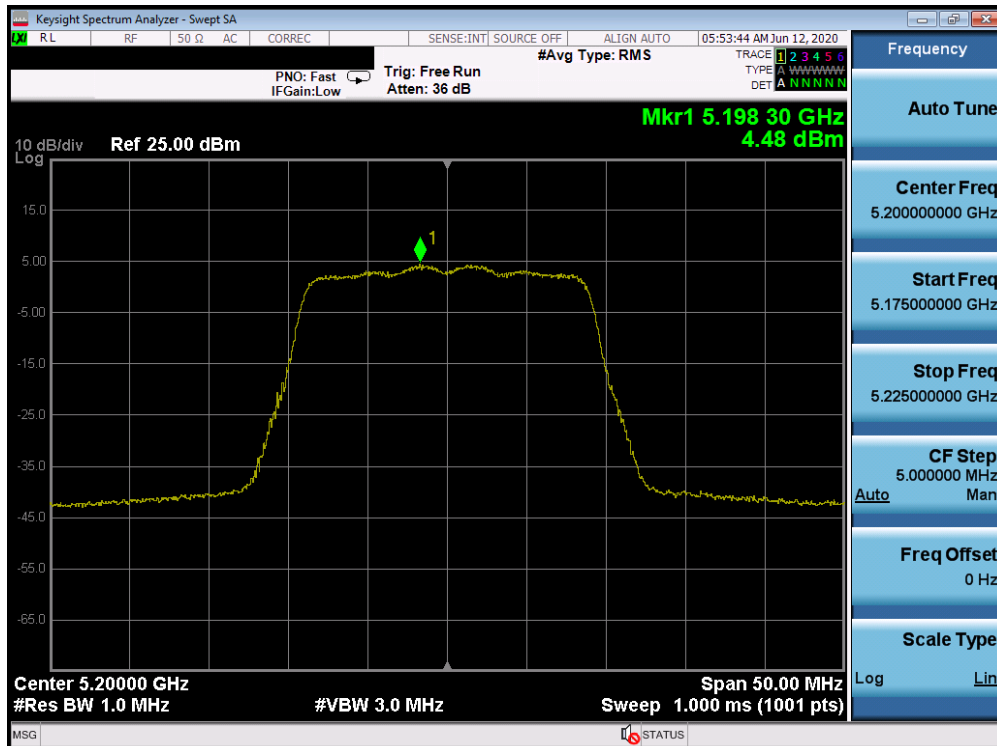


Plot 7-83. Power Spectral Density Plot ISED SISO CORE 1 (20MHz BW 802.11n (UNII Band 1) – Ch. 36)

| | | | |
|---|--|---------------------------------------|---------------------------------|
| FCC ID: BCGA2429 | PCTEST Proud to be part of element | MEASUREMENT REPORT (CERTIFICATION) | Approved by: Quality Manager |
| Test Report S/N: 1C2004270034-09.BCG | Test Dates: 05/01/2020 - 07/29/2020 | EUT Type: Tablet Device | Page 74 of 210 |

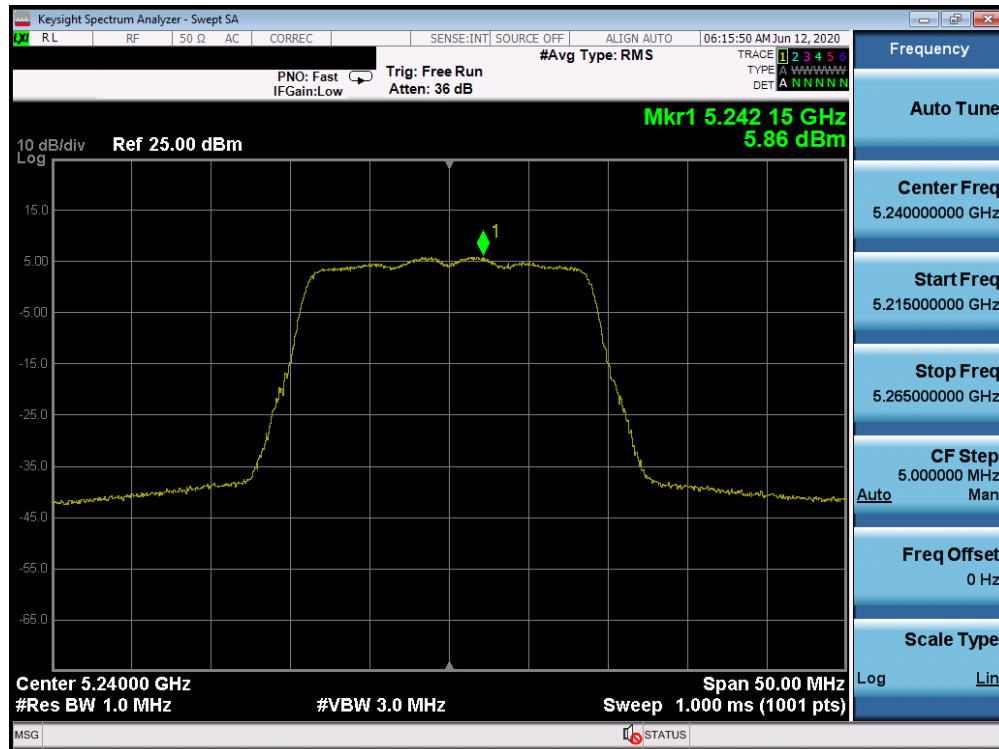


Plot 7-84. Power Spectral Density Plot SISO CORE 1 (20MHz BW 802.11n (UNII Band 1) – Ch. 40)

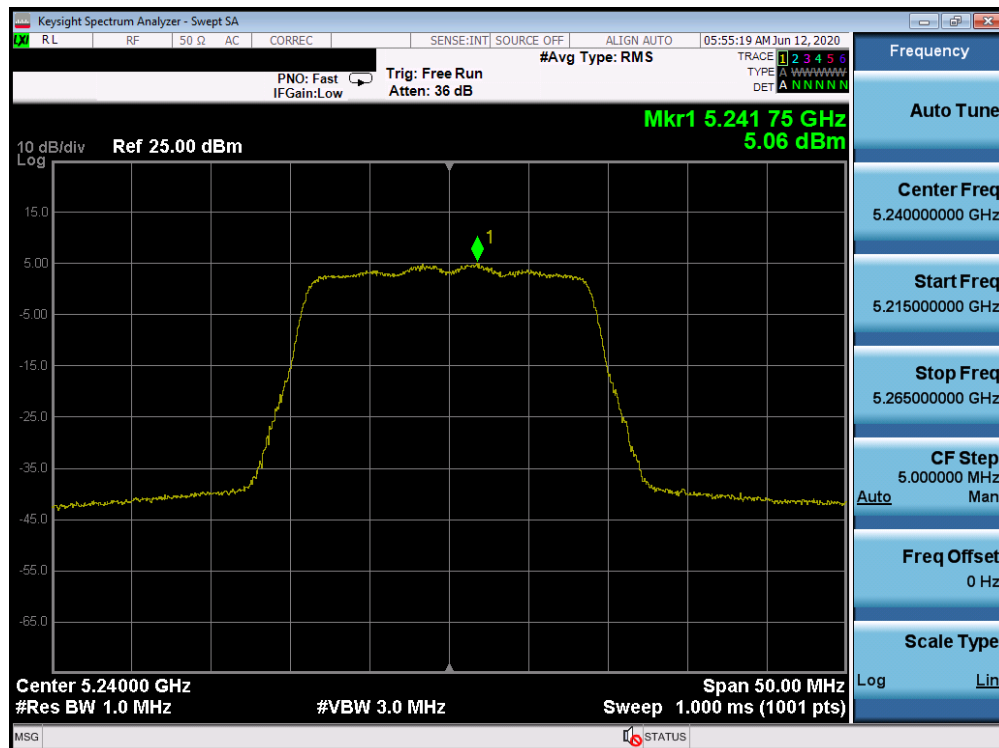


Plot 7-85. Power Spectral Density Plot ISED SISO CORE 1 (20MHz BW 802.11n (UNII Band 1) – Ch. 40)

| | | | |
|---|--|---------------------------------------|---------------------------------|
| FCC ID: BCGA2429 | PCTEST Proud to be part of element | MEASUREMENT REPORT (CERTIFICATION) | Approved by: Quality Manager |
| Test Report S/N: 1C2004270034-09.BCG | Test Dates: 05/01/2020 - 07/29/2020 | EUT Type: Tablet Device | Page 75 of 210 |

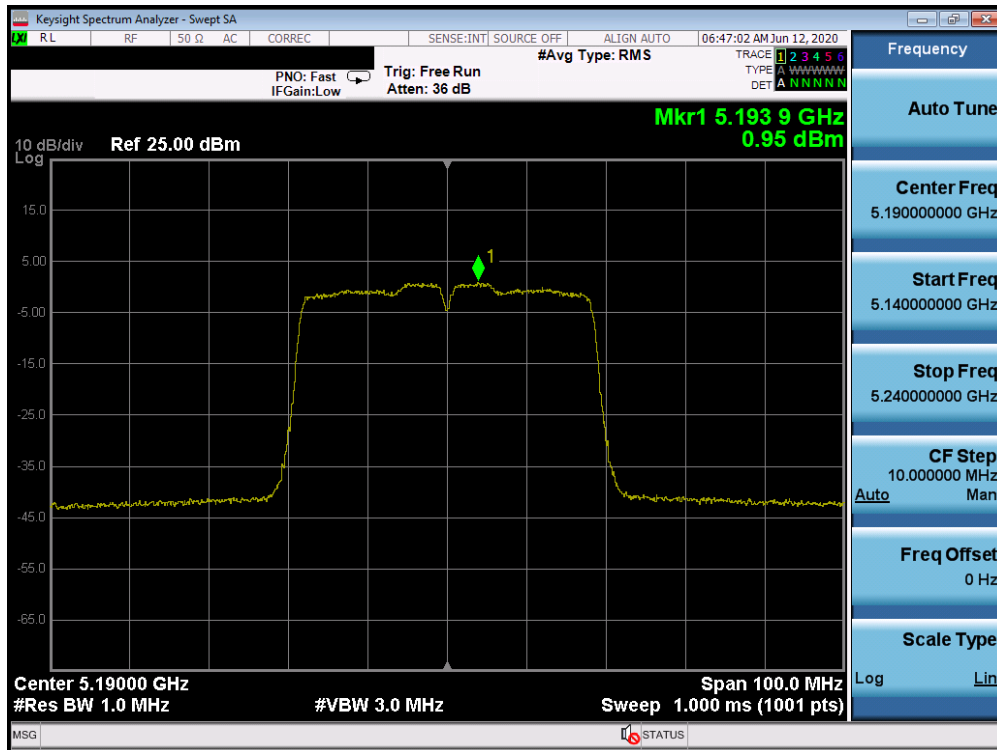


Plot 7-86. Power Spectral Density Plot SISO CORE 1 (20MHz BW 802.11n (UNII Band 1) – Ch. 48)

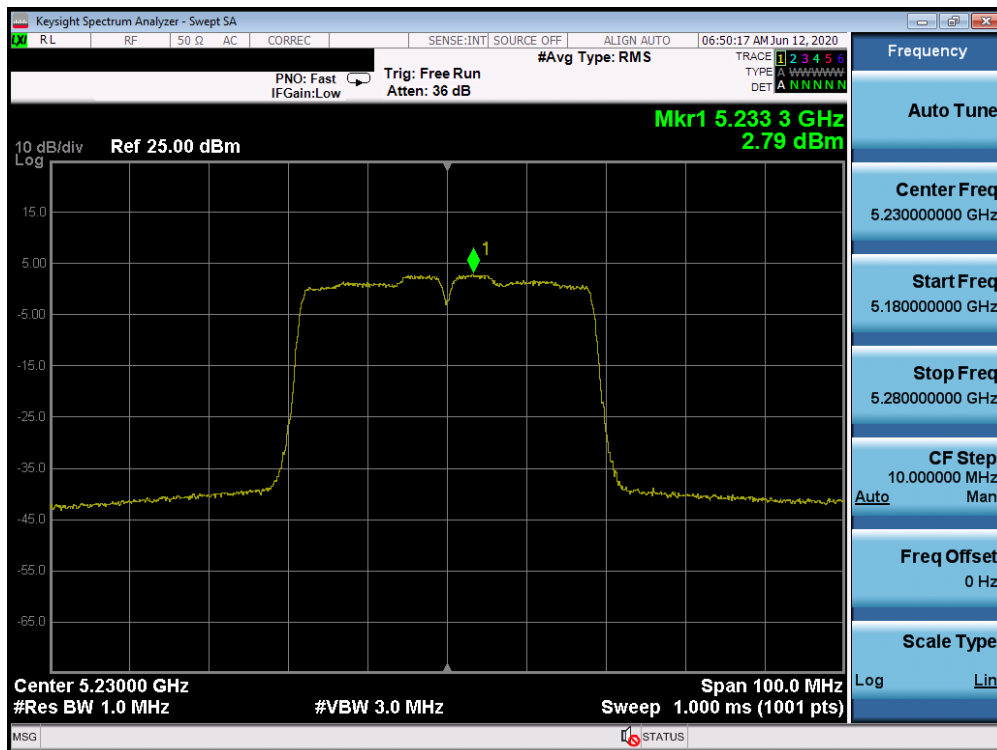


Plot 7-87. Power Spectral Density Plot ISED SISO CORE 1 (20MHz BW 802.11n (UNII Band 1) – Ch. 48)

| | | | |
|---|--|---------------------------------------|---------------------------------|
| FCC ID: BCGA2429 | PCTEST Proud to be part of element | MEASUREMENT REPORT (CERTIFICATION) | Approved by: Quality Manager |
| Test Report S/N: 1C2004270034-09.BCG | Test Dates: 05/01/2020 - 07/29/2020 | EUT Type: Tablet Device | Page 76 of 210 |

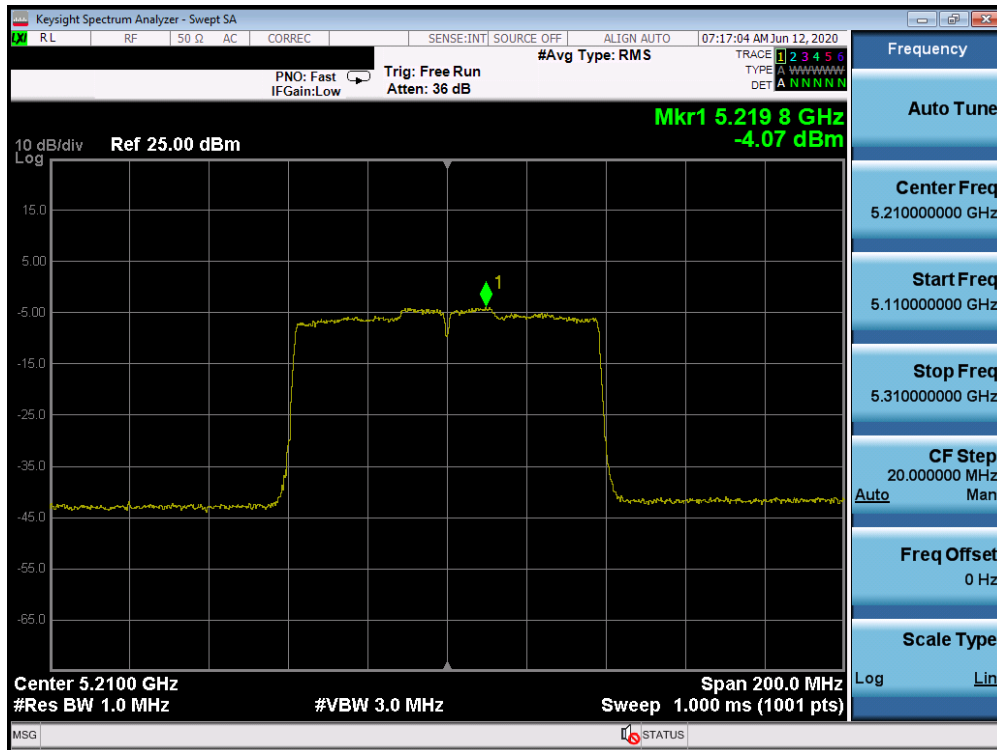


Plot 7-88. Power Spectral Density Plot SISO CORE 1 (40MHz BW 802.11n (UNII Band 1) – Ch. 38)

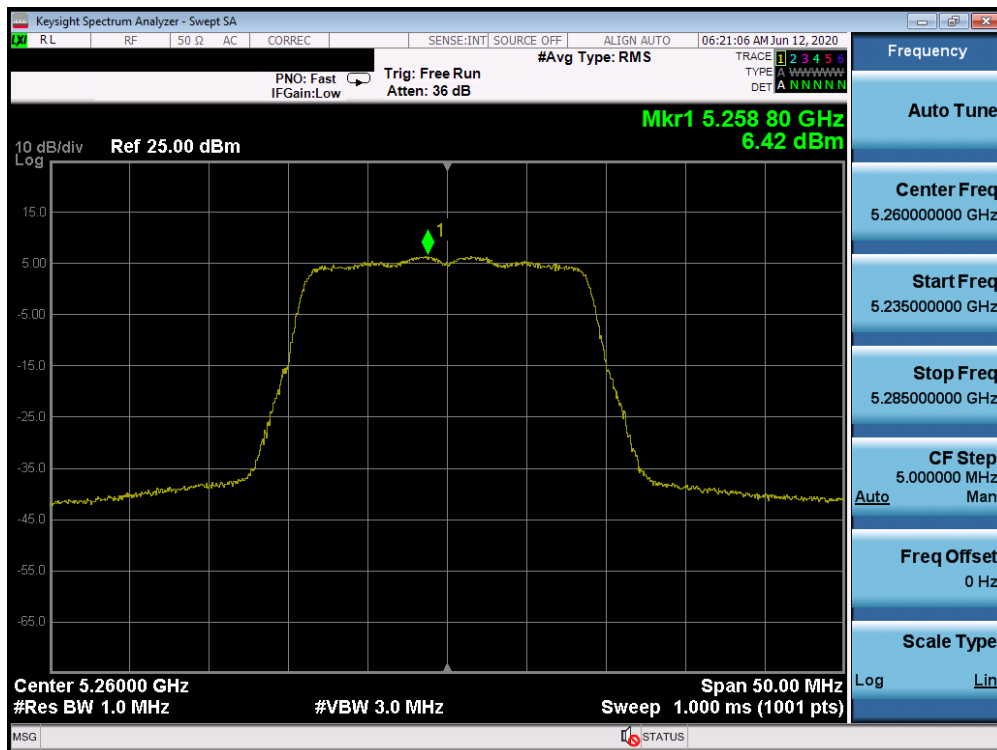


Plot 7-89. Power Spectral Density Plot SISO CORE 1 (40MHz BW 802.11n (UNII Band 1) – Ch. 46)

| | | | |
|---|--|---------------------------------------|---------------------------------|
| FCC ID: BCGA2429 | PCTEST Proud to be part of element | MEASUREMENT REPORT (CERTIFICATION) | Approved by: Quality Manager |
| Test Report S/N: 1C2004270034-09.BCG | Test Dates: 05/01/2020 - 07/29/2020 | EUT Type: Tablet Device | Page 77 of 210 |

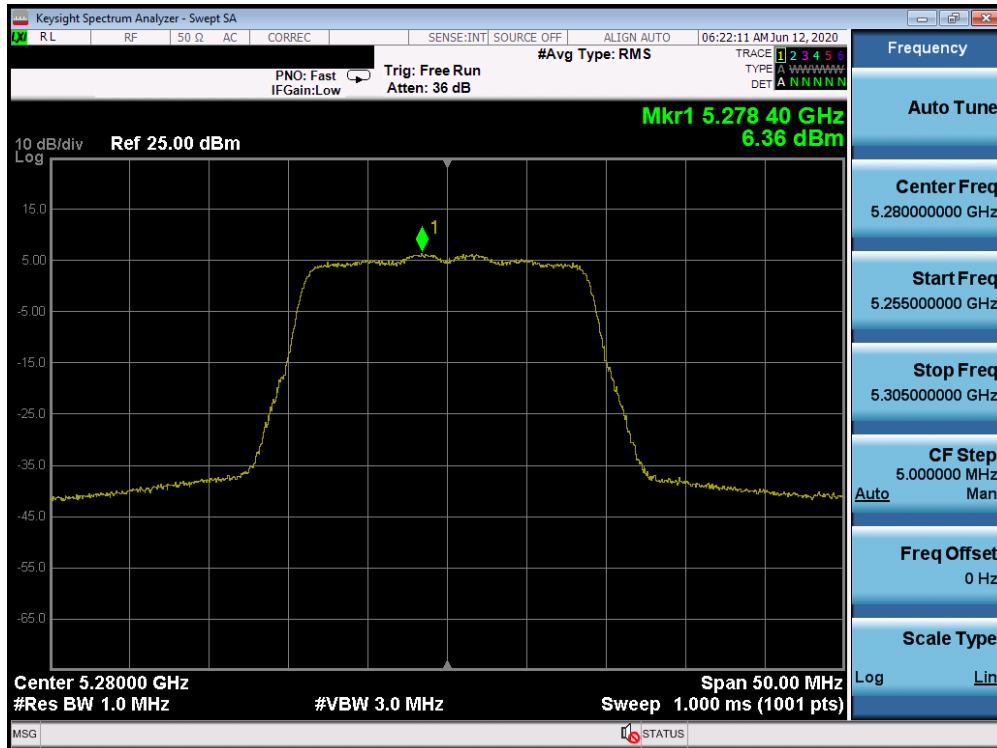


Plot 7-90. Power Spectral Density Plot SISO CORE 1 (80MHz BW 802.11ac (UNII Band 1) – Ch. 42)

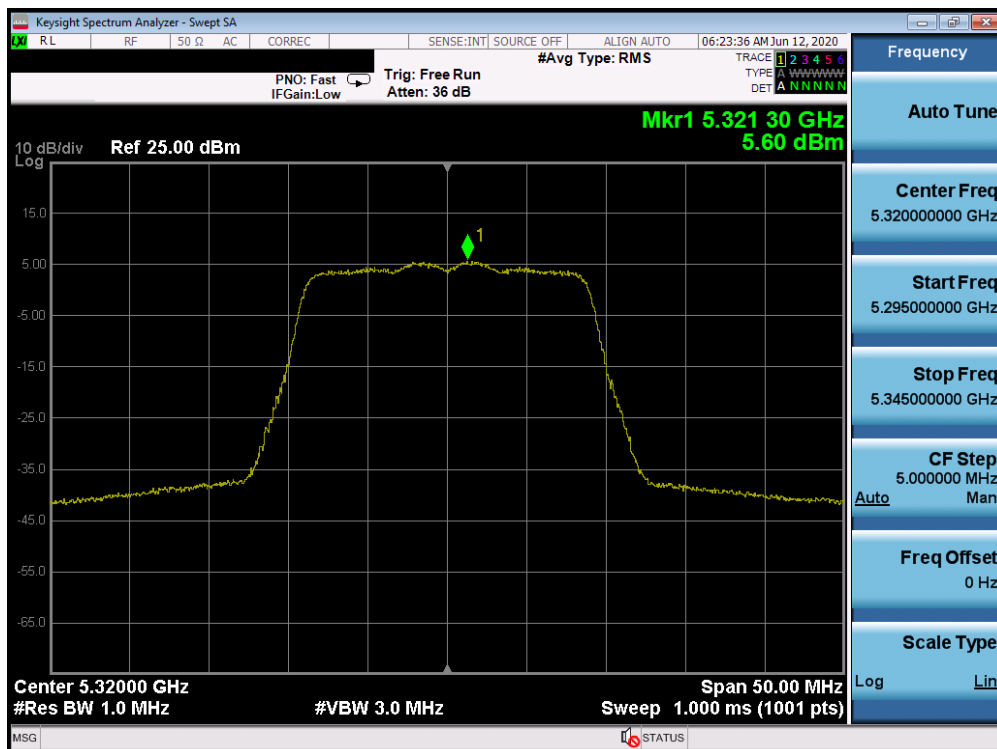


Plot 7-91. Power Spectral Density Plot SISO CORE 1 (20MHz BW 802.11n (UNII Band 2A) – Ch. 52)

| | | | |
|---|--|---------------------------------------|---------------------------------|
| FCC ID: BCGA2429 | PCTEST Proud to be part of element | MEASUREMENT REPORT (CERTIFICATION) | Approved by: Quality Manager |
| Test Report S/N: 1C2004270034-09.BCG | Test Dates: 05/01/2020 - 07/29/2020 | EUT Type: Tablet Device | Page 78 of 210 |

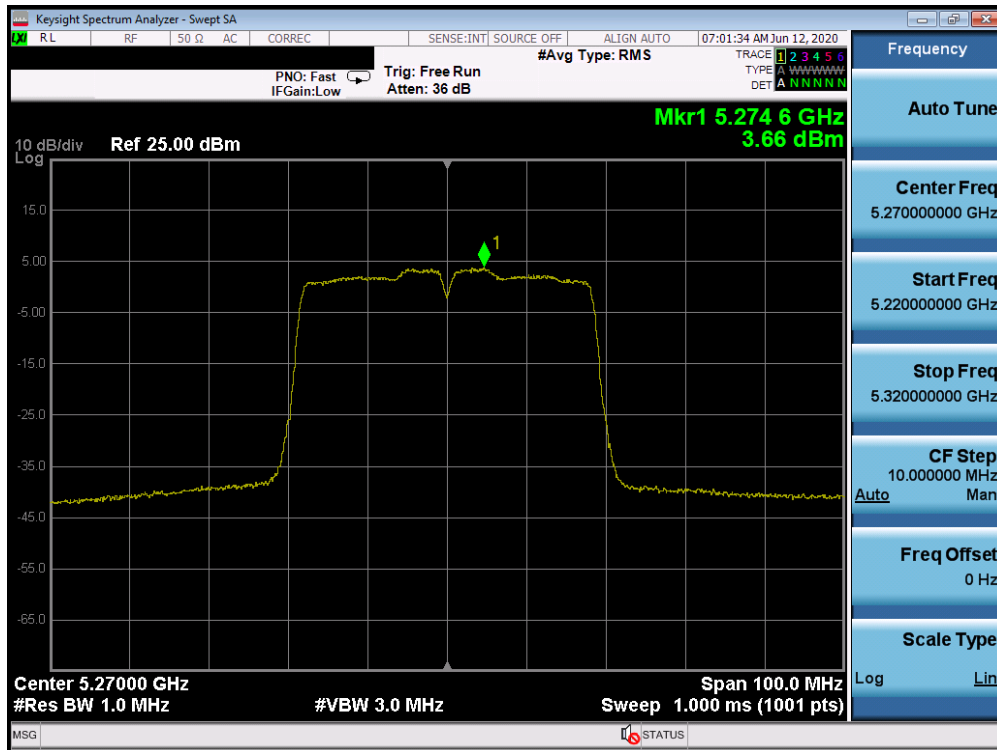


Plot 7-92. Power Spectral Density Plot SISO CORE 1 (20MHz BW 802.11n (UNII Band 2A) – Ch. 56)

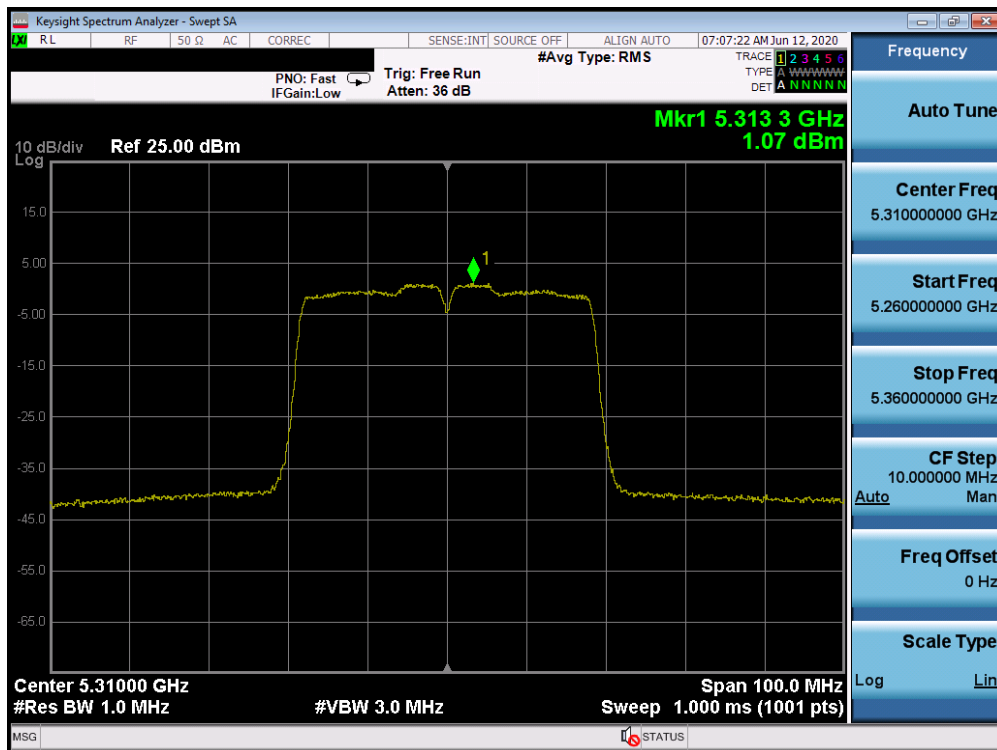


Plot 7-93. Power Spectral Density Plot SISO CORE 1 (20MHz BW 802.11n (UNII Band 2A) – Ch. 64)

| | | | |
|---|--|---------------------------------------|---------------------------------|
| FCC ID: BCGA2429 | PCTEST Proud to be part of element | MEASUREMENT REPORT (CERTIFICATION) | Approved by: Quality Manager |
| Test Report S/N: 1C2004270034-09.BCG | Test Dates: 05/01/2020 - 07/29/2020 | EUT Type: Tablet Device | Page 79 of 210 |



Plot 7-94. Power Spectral Density Plot SISO CORE 1 (40MHz BW 802.11n (UNII Band 2A) – Ch. 54)



Plot 7-95. Power Spectral Density Plot SISO CORE 1 (40MHz BW 802.11n (UNII Band 2A) – Ch. 62)

| | | | |
|---|--|---------------------------------------|---------------------------------|
| FCC ID: BCGA2429 | PCTEST Proud to be part of element | MEASUREMENT REPORT (CERTIFICATION) | Approved by: Quality Manager |
| Test Report S/N: 1C2004270034-09.BCG | Test Dates: 05/01/2020 - 07/29/2020 | EUT Type: Tablet Device | Page 80 of 210 |