


TEST SETUP PHOTOS

Report Number: 13371066-EP1V1

1. SCOPE


The purpose of this document is to show test setup diagrams and photos for the following reports

Reports
13371066-E1 FCC_IC WPT Report
13371066-E2 FCC WPT RF Exposure Report


A2384**2. WPT TECHNOLOGY****2.1. AC LINE CONDUCTED SETUP****2.1.1 EUT with iPhone****AC LINE CONDUCTED (FRONT)****AC LINE CONDUCTED (BACK)****2.1.2 EUT with AirPods****AC LINE CONDUCTED (FRONT)****AC LINE CONDUCTED (BACK)**

2.2. WPT RADIATED RF MEASUREMENT SETUP


2.2.1 EUT with iPhone



BELOW 30 MHz (FRONT)



BELOW 30 MHz (BACK)



BELOW 1GHz (FRONT)



BELOW 1GHz (BACK)

2.2.2 EUT with AirPods




BELOW 30 MHz (FRONT)



BELOW 30 MHz (BACK)




BELOW 1GHz (FRONT)



BELOW 1GHz (BACK)


3. RF EXPOSRE SETUP PHOTO

Gap Accessories







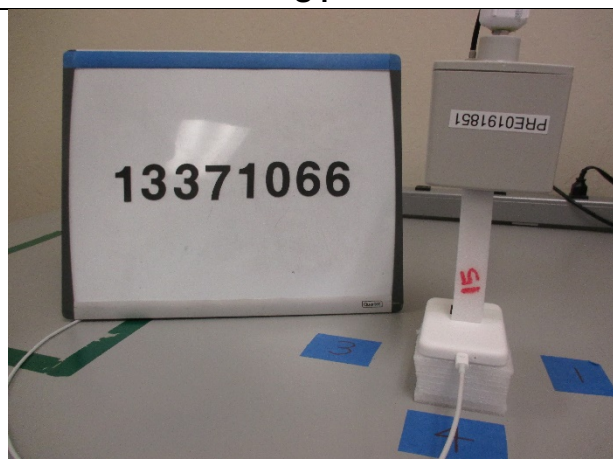
3.1. FCC Standby Mode (Internal Battery) (Top=20cm, S1/S2/S3/S4/ Bottom=15cm from the EUT)

Internal Battery




3.2. FCC Standby Mode with AC Adapter (Top=20cm, S1/S2/S3/S4/ Bottom=15cm from the EUT)

AC Adapter

**S1****S2****S3****S4****Top****Bottom**

3.3. FCC Charging Mode with AirPods Charging Case for Mobile Position (Top=20cm, S1/S2/S3/S4/ Bottom=15cm from the EUT)

Internal Battery No Gap



3.4. FCC Charging Mode with AirPods Charging Case for Mobile Position (Top=20cm, S1/S2/S3/S4/ Bottom=15cm from the EUT)

AC Adapter No Gap

