

TEST SETUP PHOTOGRAPHS



Figure 1: AC Line Conducted Emissions (Front View)



Figure 2: AC Line Conducted Emissions (Side View)



 Proud to be part of  element	Apple Inc. FCC ID: BCGA2377, IC: 579C-A2377	Model: A2377
Test Set-Up Photos	EUT Type: Tablet Device	Page 1 of 13



Figure 3: AC Line Conducted Emissions (Front View)



Figure 4: AC Line Conducted Emissions (Side View)


 Proud to be part of element	Apple Inc. FCC ID: BCGA2377, IC: 579C-A2377	Model: A2377
Test Set-Up Photos	EUT Type: Tablet Device	Page 2 of 13



Figure 5: 1-18GHz Test Setup (Front View)



Figure 6: 1-18GHz Test Setup (Rear View)


 Proud to be part of element	Apple Inc. FCC ID: BCGA2377, IC: 579C-A2377	Model: A2377
Test Set-Up Photos	EUT Type: Tablet Device	Page 3 of 13



Figure 7: 1-18GHz Test Setup (Front View)




Figure 8: 1-18GHz Test Setup (Rear View)



 Proud to be part of  element	Apple Inc. FCC ID: BCGA2377, IC: 579C-A2377	Model: A2377
Test Set-Up Photos	EUT Type: Tablet Device	Page 4 of 13



Figure 9: 1-18GHz Test Setup (Front View)






Figure 10: 1-18GHz Test Setup (Rear View)

 Proud to be part of  element	Apple Inc. FCC ID: BCGA2377, IC: 579C-A2377	Model: A2377
Test Set-Up Photos	EUT Type: Tablet Device	Page 5 of 13




Figure 11: 30MHz-1GHz Test Setup (Front View)





Figure 12: 30MHz-1GHz Test Setup (Rear View)

 Proud to be part of element	Apple Inc. FCC ID: BCGA2377, IC: 579C-A2377	Model: A2377
Test Set-Up Photos	EUT Type: Tablet Device	Page 6 of 13




Figure 13: 30MHz-1GHz Test Setup (Front View)





Figure 14: 30MHz-1GHz Test Setup (Rear View)

 Proud to be part of element	Apple Inc. FCC ID: BCGA2377, IC: 579C-A2377	Model: A2377
Test Set-Up Photos	EUT Type: Tablet Device	Page 7 of 13




Figure 15: 30MHz-1GHz Test Setup (Front View)




Figure 16: 30MHz-1GHz Test Setup (Rear View)


 Proud to be part of element	Apple Inc. FCC ID: BCGA2377, IC: 579C-A2377	Model: A2377
Test Set-Up Photos	EUT Type: Tablet Device	Page 8 of 13



Figure 17: 30MHz-1GHz Test Setup (Front View)




Figure 18: 30MHz-1GHz Test Setup (Rear View)


 Proud to be part of element	Apple Inc. FCC ID: BCGA2377, IC: 579C-A2377	Model: A2377
Test Set-Up Photos	EUT Type: Tablet Device	Page 9 of 13



Figure 19: 30MHz-1GHz Test Setup (Front View)



Figure 20: 30MHz-1GHz Test Setup (Rear View)


	Apple Inc. FCC ID: BCGA2377, IC: 579C-A2377	Model: A2377
Test Set-Up Photos	EUT Type: Tablet Device	Page 10 of 13



Figure 21: 30MHz-1GHz Test Setup (Front View)





Figure 22: 30MHz-1GHz Test Setup (Rear View)

 Proud to be part of element	Apple Inc. FCC ID: BCGA2377, IC: 579C-A2377	Model: A2377
Test Set-Up Photos	EUT Type: Tablet Device	Page 11 of 13




Figure 23: 9kHz-30MHz Test Setup (Front View)




Figure 24: 9kHz-30MHz Test Setup (Front View)



	Apple Inc. FCC ID: BCGA2377, IC: 579C-A2377	Model: A2377
Test Set-Up Photos	EUT Type: Tablet Device	Page 12 of 13



Figure 25: 9kHz-30MHz Test Setup (Front View)

	Apple Inc. FCC ID: BCGA2377, IC: 579C-A2377	Model: A2377
Test Set-Up Photos	EUT Type: Tablet Device	Page 13 of 13