
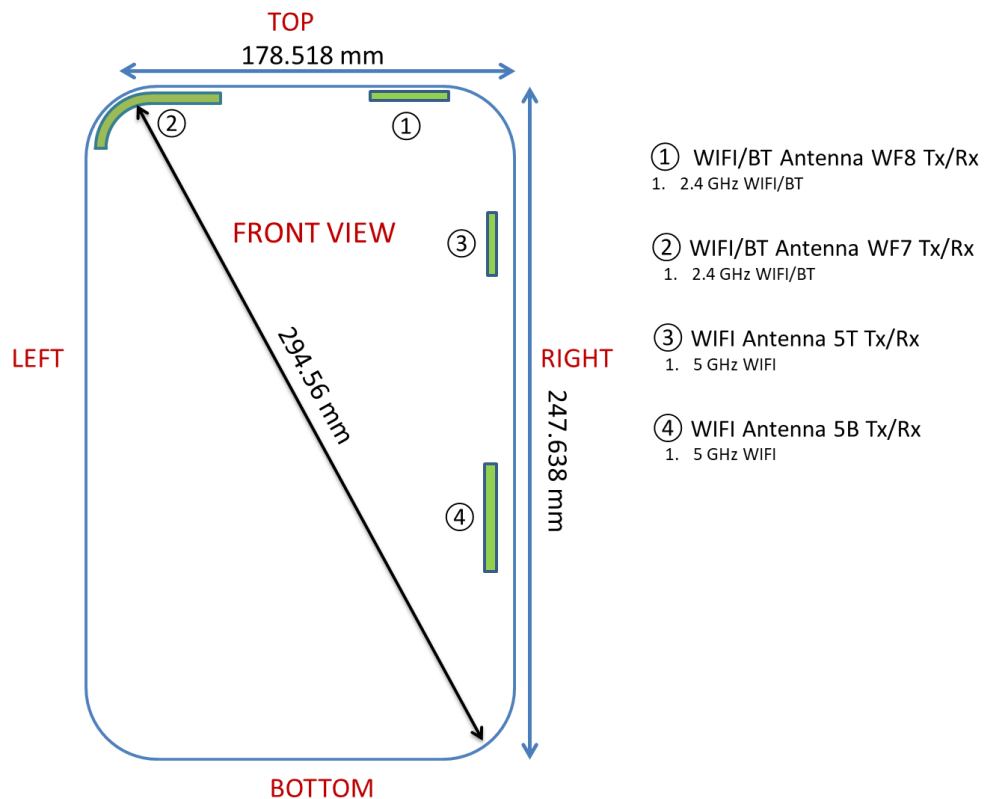



APPENDIX E: DUT ANTENNA DIAGRAM & SAR TEST SETUP PHOTOGRAPHS

FCC ID: BCGA2377	 PCTEST <small>Proud to be part of element</small>	SAR EVALUATION REPORT	Approved by: Quality Manager
Test Dates: 02/04/2021 – 02/08/2021	DUT Type: Tablet Device		APPENDIX E: Page 1 of 5



Note: Exact antenna dimensions and separation distances are shown in the Technical Descriptions in the FCC Filings.

Figure E-1
DUT Antenna Locations


FCC ID: BCGA2377	 PCTEST <small>Proud to be part of element</small>	SAR EVALUATION REPORT	Approved by: Quality Manager
Test Dates: 02/04/2021 – 02/08/2021	DUT Type: Tablet Device		APPENDIX E: Page 2 of 5



SAR Test Setup Photo 1: Back Side at 0mm – Ant WF8/7



SAR Test Setup Photo 2: Back Side at 0mm – Ant 5T/5B


FCC ID: BCGA2377	 PCTEST <small>Proud to be part of element</small>	SAR EVALUATION REPORT	Approved by: Quality Manager
Test Dates: 02/04/2021 – 02/08/2021	DUT Type: Tablet Device		APPENDIX E: Page 3 of 5



SAR Test Setup Photo 3: Top Edge at 0mm




SAR Test Setup Photo 4: Bottom Edge at 0mm


FCC ID: BCGA2377	 PCTEST <small>Proud to be part of element</small>	SAR EVALUATION REPORT	Approved by: Quality Manager
Test Dates: 02/04/2021 – 02/08/2021	DUT Type: Tablet Device		APPENDIX E: Page 4 of 5



SAR Test Setup Photo 5: Right Edge at 0mm



SAR Test Setup Photo 6: Left Edge at 0mm

FCC ID: BCGA2377	 PCTEST <small>Proud to be part of element</small>	SAR EVALUATION REPORT	Approved by: Quality Manager
Test Dates: 02/04/2021 – 02/08/2021	DUT Type: Tablet Device		APPENDIX E: Page 5 of 5