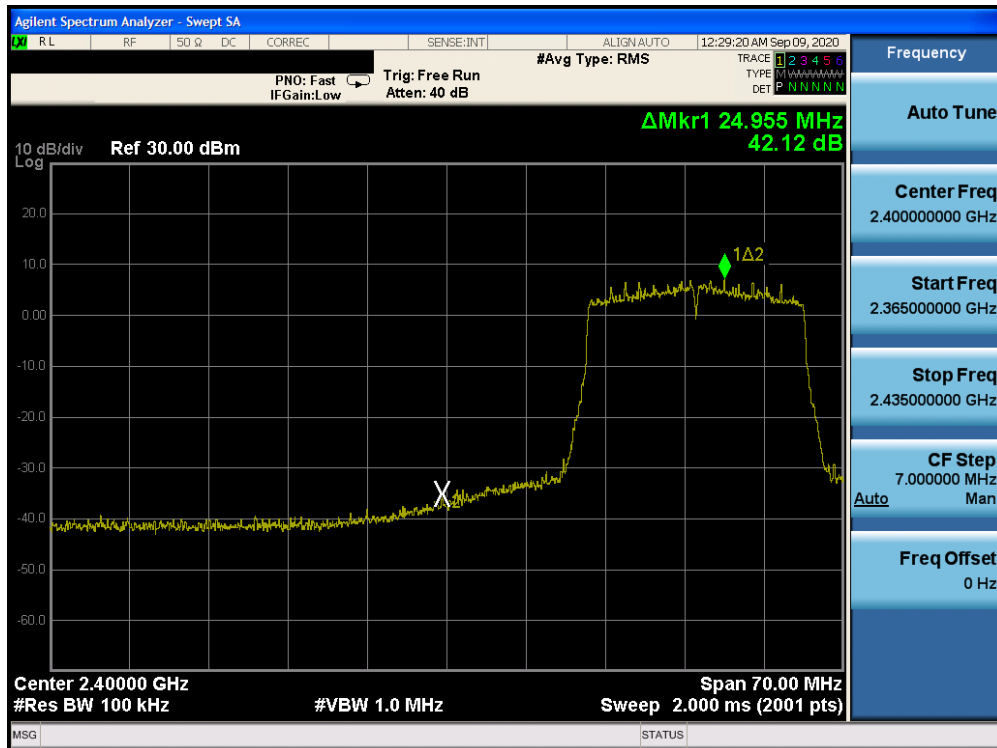
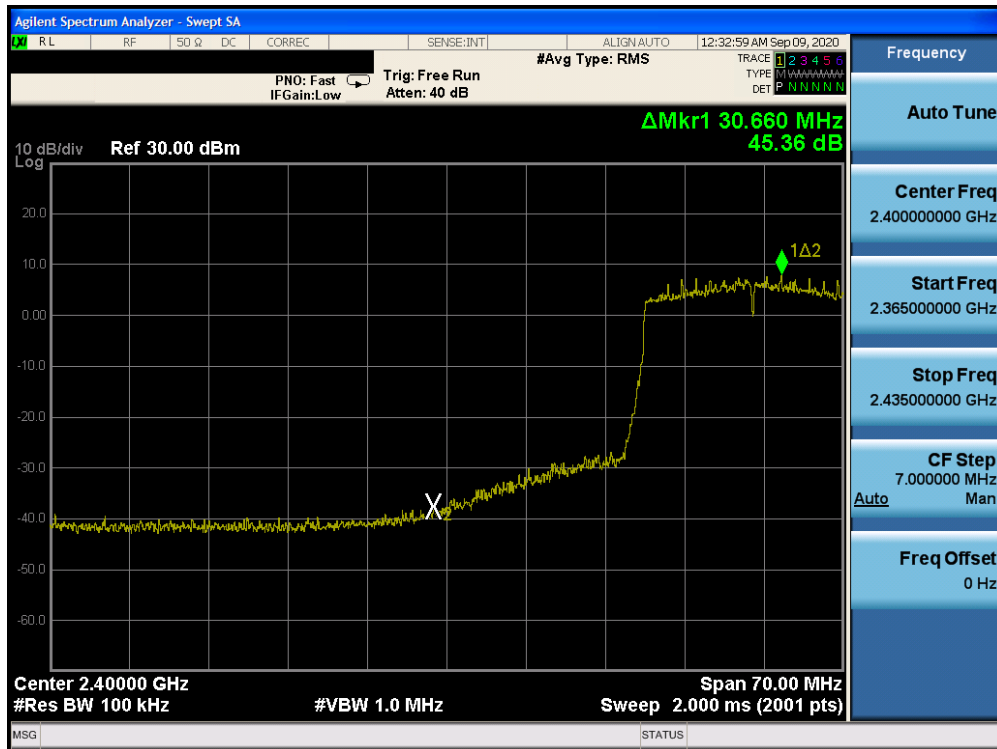


Plot 7-85. Band Edge Antenna 3a (802.11ax OFDMA – RU242 – Ch. 2)

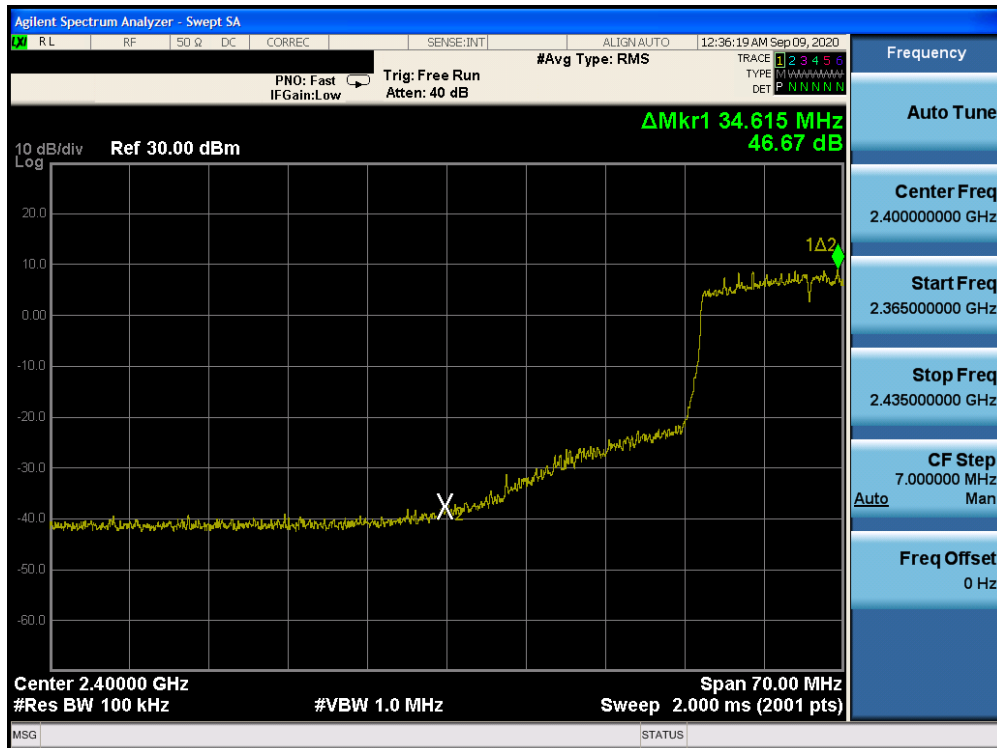


Plot 7-86. Band Edge Antenna 3a (802.11ax OFDMA – RU242 – Ch. 3)

FCC ID: BCGA2324	PCTEST Proud to be part of element	MEASUREMENT REPORT (CERTIFICATION)	Approved by: Quality Manager
Test Report S/N: 1C2004270029-07.BCG	Test Dates: 07/16/2020 - 09/09/2020	EUT Type: Tablet Device	Page 73 of 169

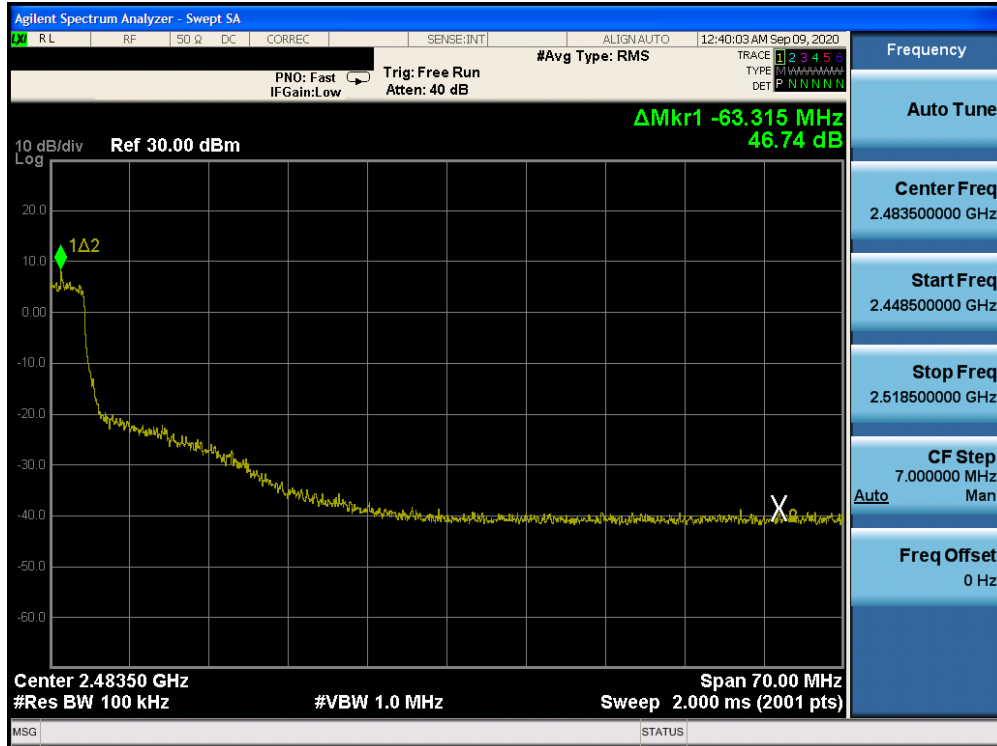


Plot 7-87. Band Edge Antenna 3a (802.11ax OFDMA – RU242 – Ch. 4)

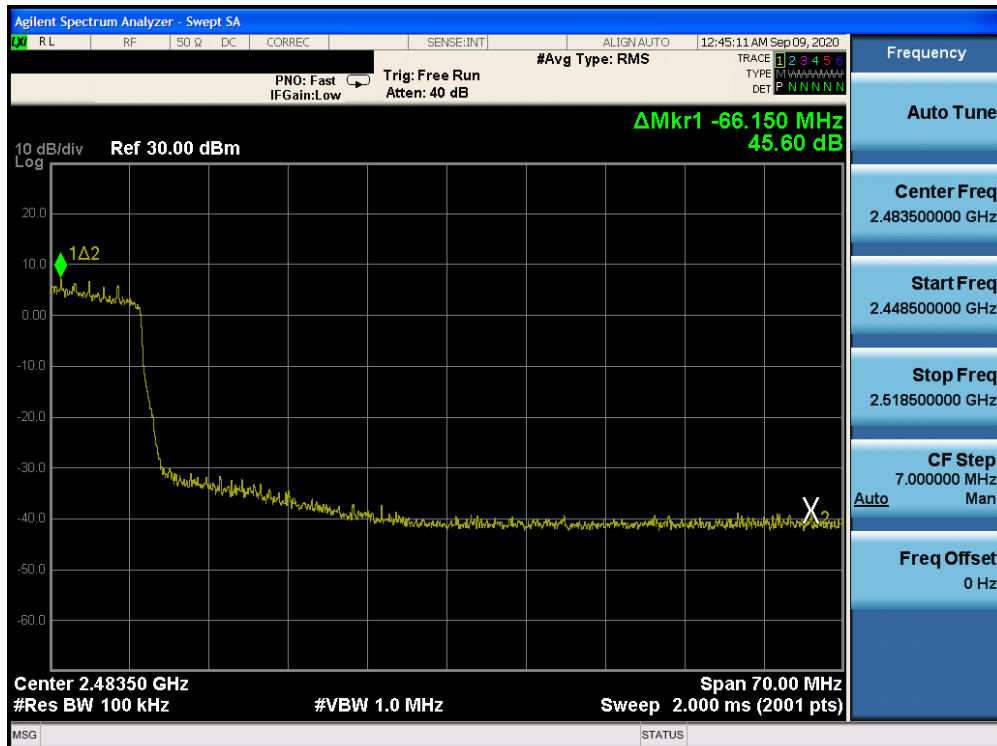


Plot 7-88. Band Edge Antenna 3a (802.11ax OFDMA – RU242 – Ch. 5)

FCC ID: BCGA2324	PCTEST Proud to be part of element	MEASUREMENT REPORT (CERTIFICATION)	Approved by: Quality Manager
Test Report S/N: 1C2004270029-07.BCG	Test Dates: 07/16/2020 - 09/09/2020	EUT Type: Tablet Device	Page 74 of 169

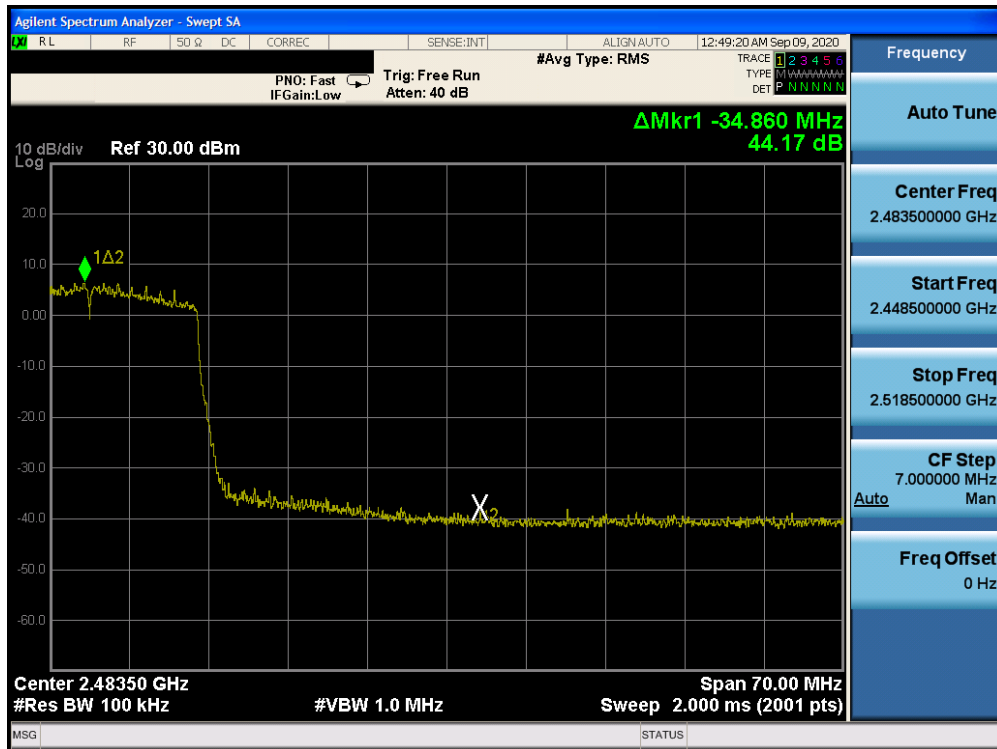


Plot 7-89. Band Edge Antenna 3a (802.11ax OFDMA – RU242 – Ch. 7)

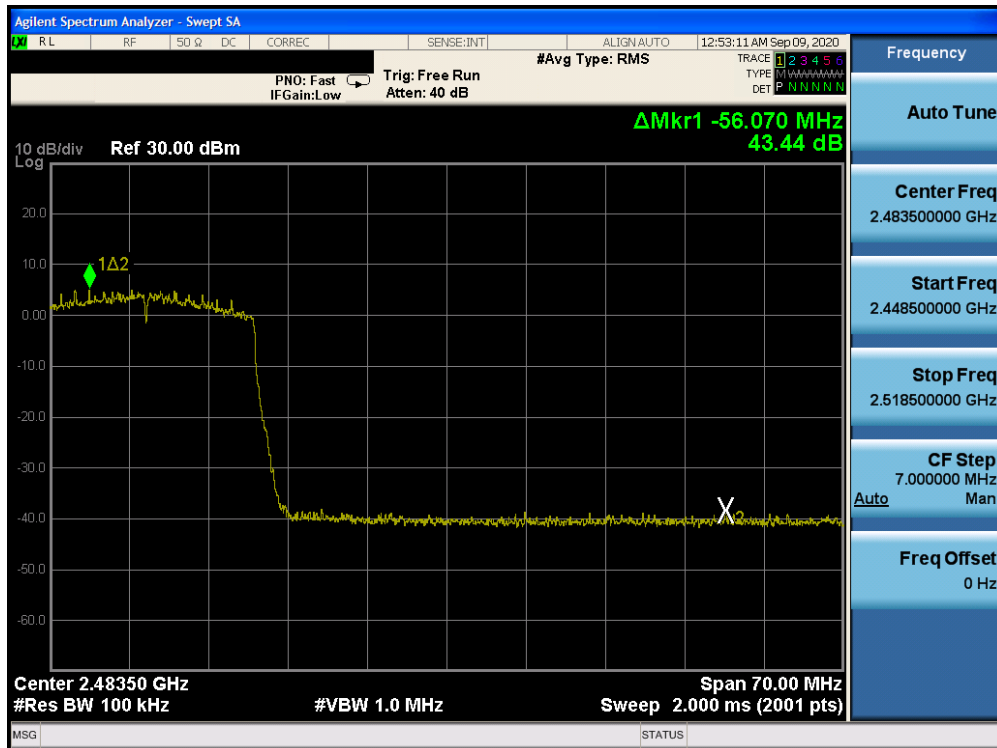


Plot 7-90. Band Edge Antenna 3a (802.11ax OFDMA – RU242 – Ch. 8)

FCC ID: BCGA2324	PCTEST Proud to be part of element	MEASUREMENT REPORT (CERTIFICATION)	Approved by: Quality Manager
Test Report S/N: 1C2004270029-07.BCG	Test Dates: 07/16/2020 - 09/09/2020	EUT Type: Tablet Device	Page 75 of 169

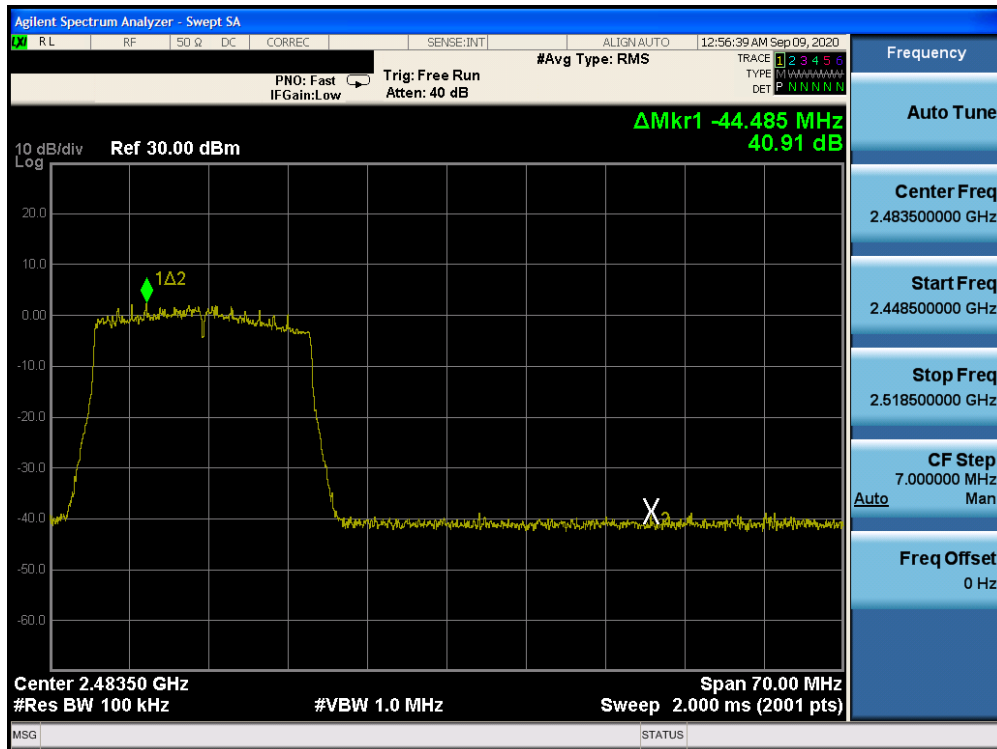


Plot 7-91. Band Edge Antenna 3a (802.11ax OFDMA – RU242 – Ch. 9)

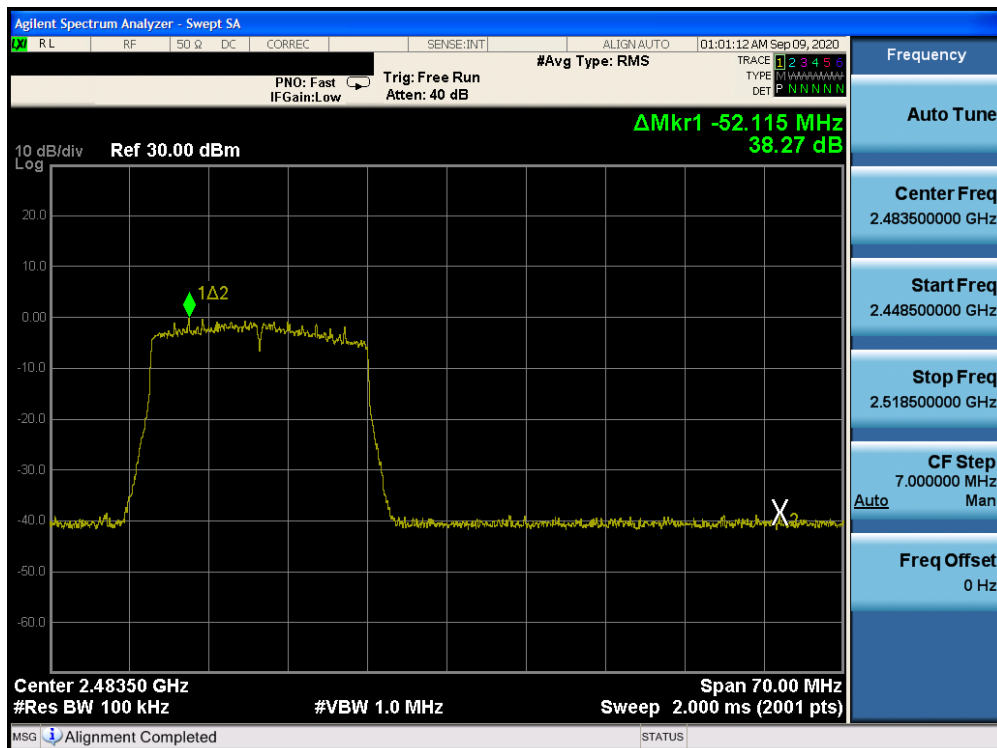


Plot 7-92. Band Edge Antenna 3a (802.11ax OFDMA – RU242 – Ch. 10)

FCC ID: BCGA2324	PCTEST Proud to be part of element	MEASUREMENT REPORT (CERTIFICATION)	Approved by: Quality Manager
Test Report S/N: 1C2004270029-07.BCG	Test Dates: 07/16/2020 - 09/09/2020	EUT Type: Tablet Device	Page 76 of 169



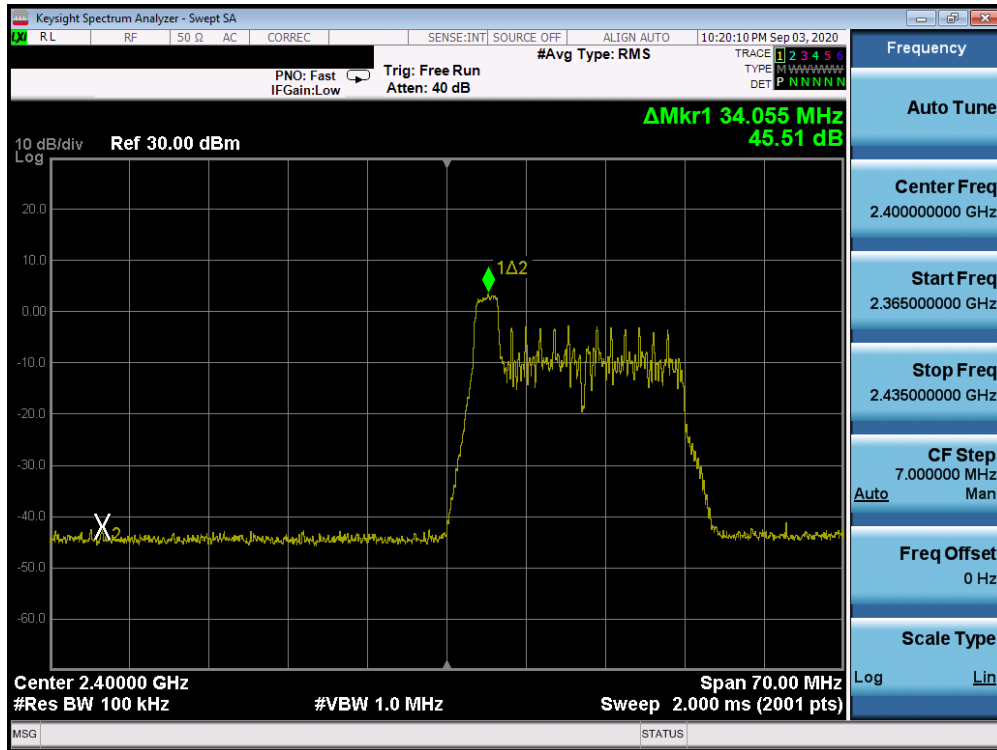
Plot 7-93. Band Edge Antenna 3a (802.11ax OFDMA – RU242 – Ch. 11)



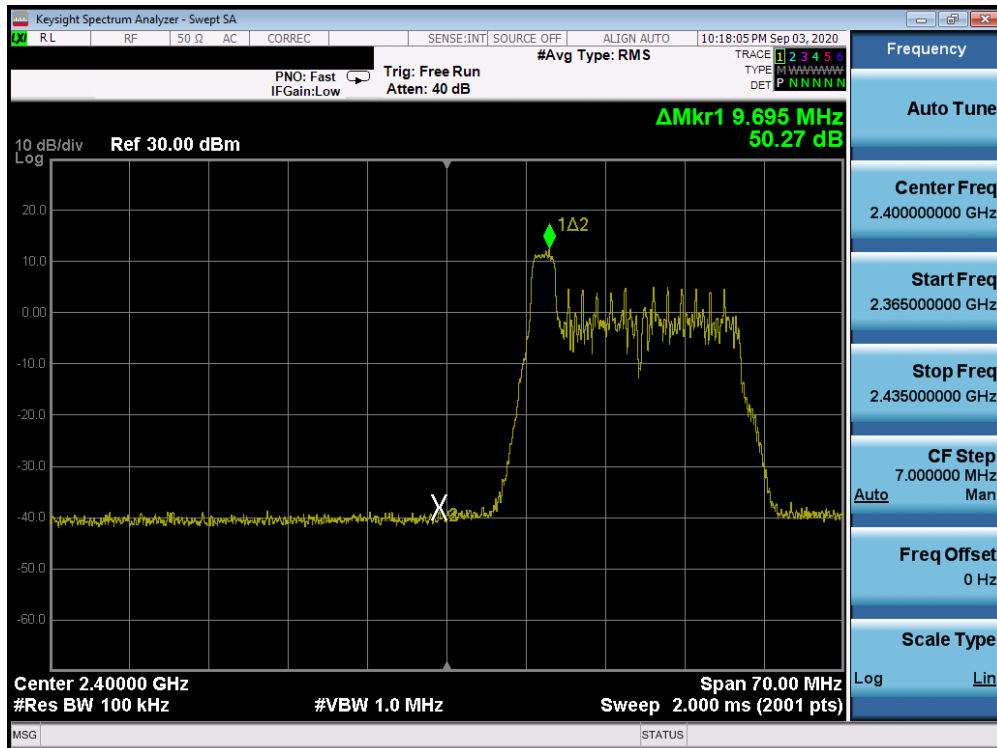
Plot 7-94. Band Edge Antenna 3a (802.11ax OFDMA – RU242 – Ch. 12)

FCC ID: BCGA2324	PCTEST Proud to be part of element	MEASUREMENT REPORT (CERTIFICATION)	Approved by: Quality Manager
Test Report S/N: 1C2004270029-07.BCG	Test Dates: 07/16/2020 - 09/09/2020	EUT Type: Tablet Device	Page 77 of 169

Antenna 1a Conducted Emissions at the Band Edge

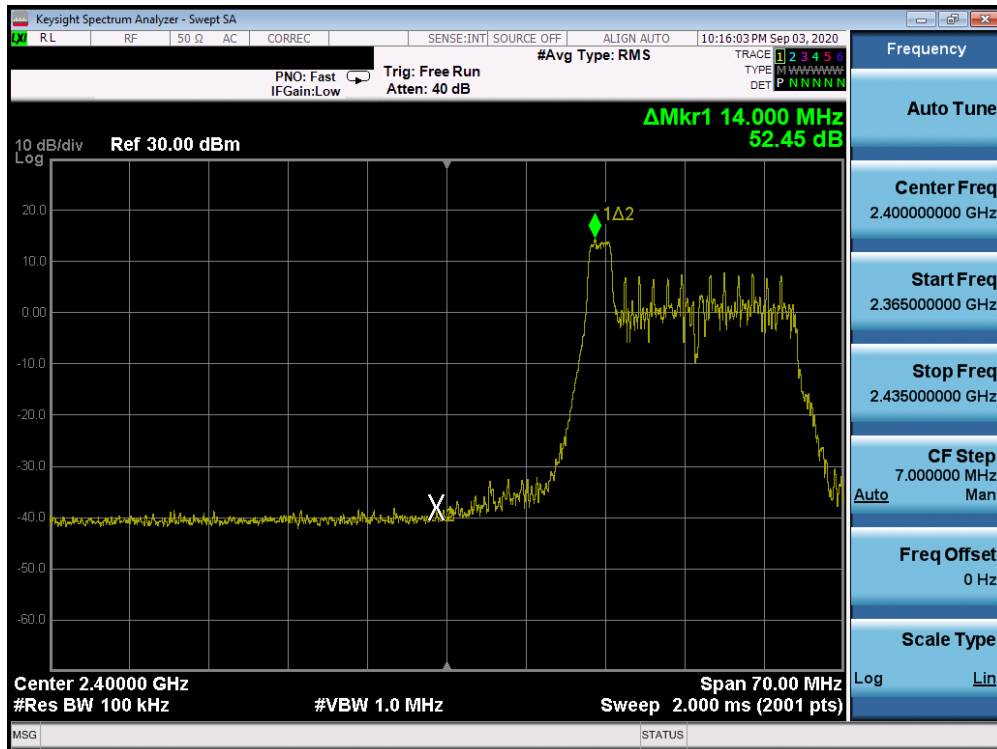


Plot 7-95. Band Edge Antenna 1a (802.11ax OFDMA – RU26 Index 0 – Ch. 1)

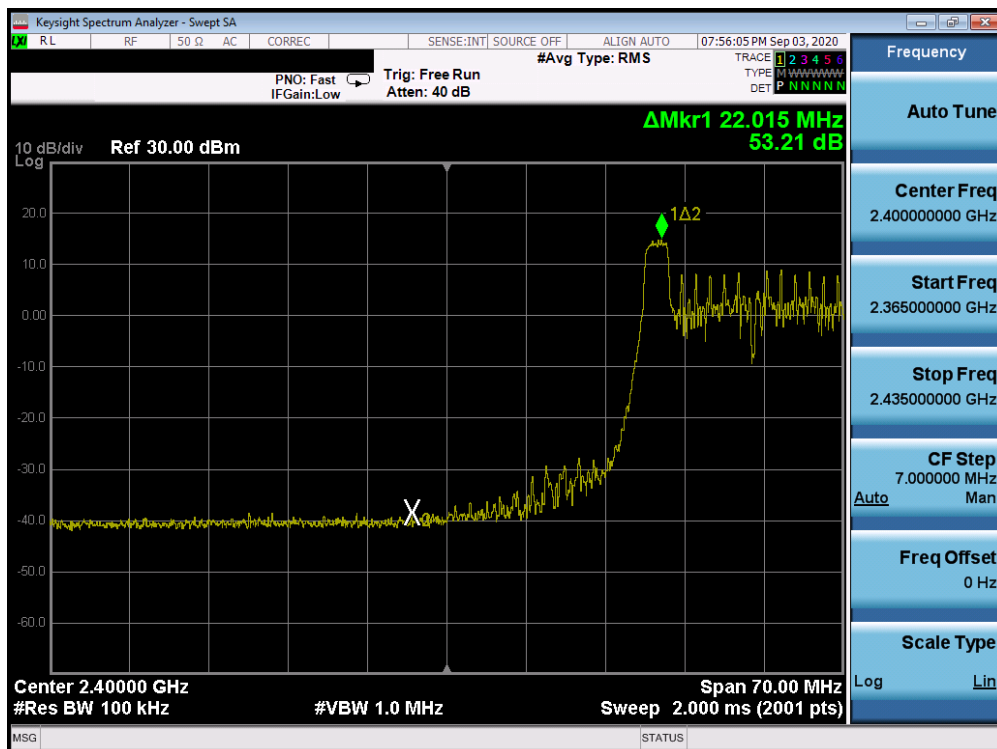


Plot 7-96. Band Edge Antenna 1a (802.11ax OFDMA – RU26 Index 0 – Ch. 2)

FCC ID: BCGA2324	PCTEST Proud to be part of element	MEASUREMENT REPORT (CERTIFICATION)	Approved by: Quality Manager
Test Report S/N: 1C2004270029-07.BCG	Test Dates: 07/16/2020 - 09/09/2020	EUT Type: Tablet Device	Page 78 of 169

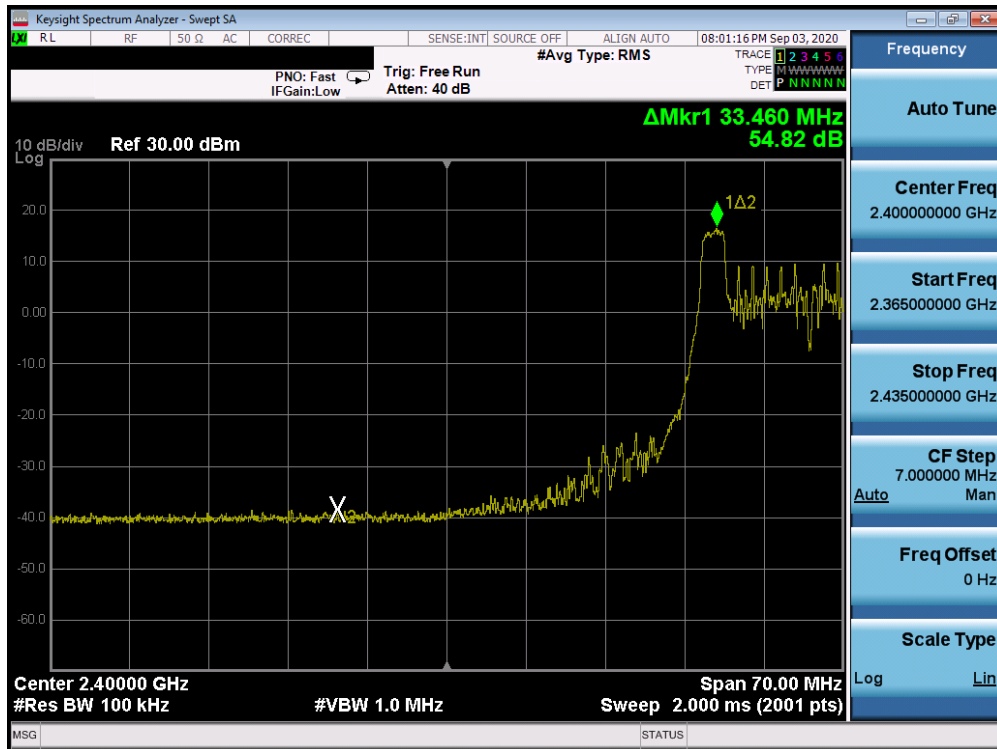


Plot 7-97. Band Edge Antenna 1a (802.11ax OFDMA - RU26 Index 0 - Ch. 3)

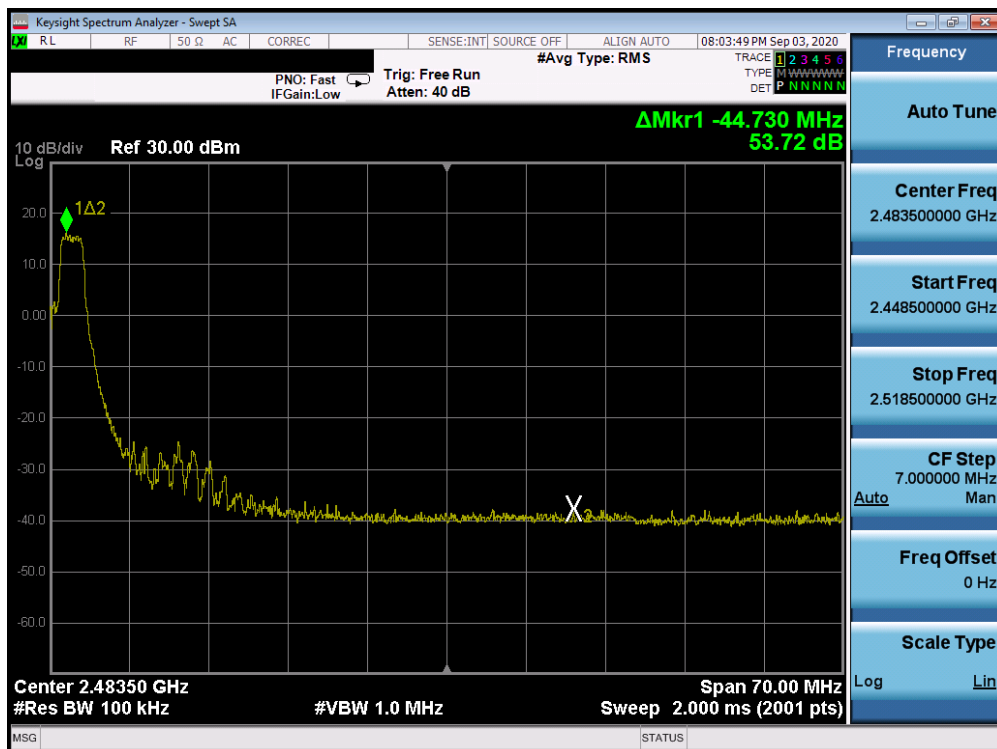


Plot 7-98. Band Edge Antenna 1a (802.11ax OFDMA - RU26 Index 0 - Ch. 4)

FCC ID: BCGA2324	PCTEST Proud to be part of element	MEASUREMENT REPORT (CERTIFICATION)	Approved by: Quality Manager
Test Report S/N: 1C2004270029-07.BCG	Test Dates: 07/16/2020 - 09/09/2020	EUT Type: Tablet Device	Page 79 of 169

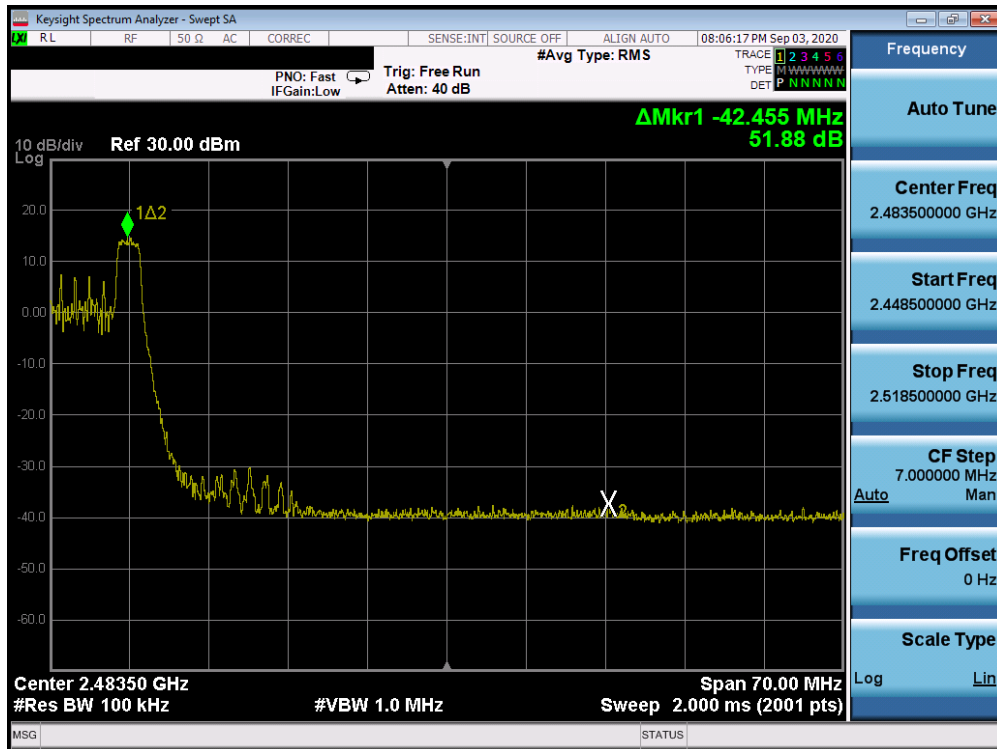


Plot 7-99. Band Edge Antenna 1a (802.11ax OFDMA – RU26 Index 0 – Ch. 5)

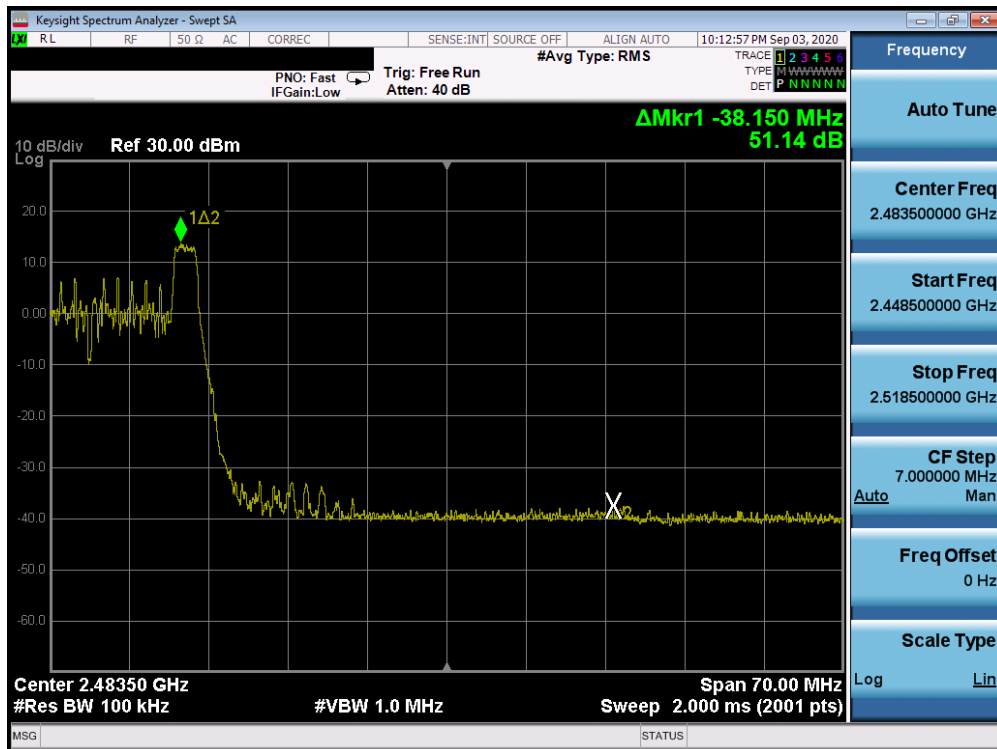


Plot 7-100. Band Edge Antenna 1a (802.11ax OFDMA – RU26 Index 8 – Ch. 7)

FCC ID: BCGA2324	PCTEST Proud to be part of element	MEASUREMENT REPORT (CERTIFICATION)	Approved by: Quality Manager
Test Report S/N: 1C2004270029-07.BCG	Test Dates: 07/16/2020 - 09/09/2020	EUT Type: Tablet Device	Page 80 of 169

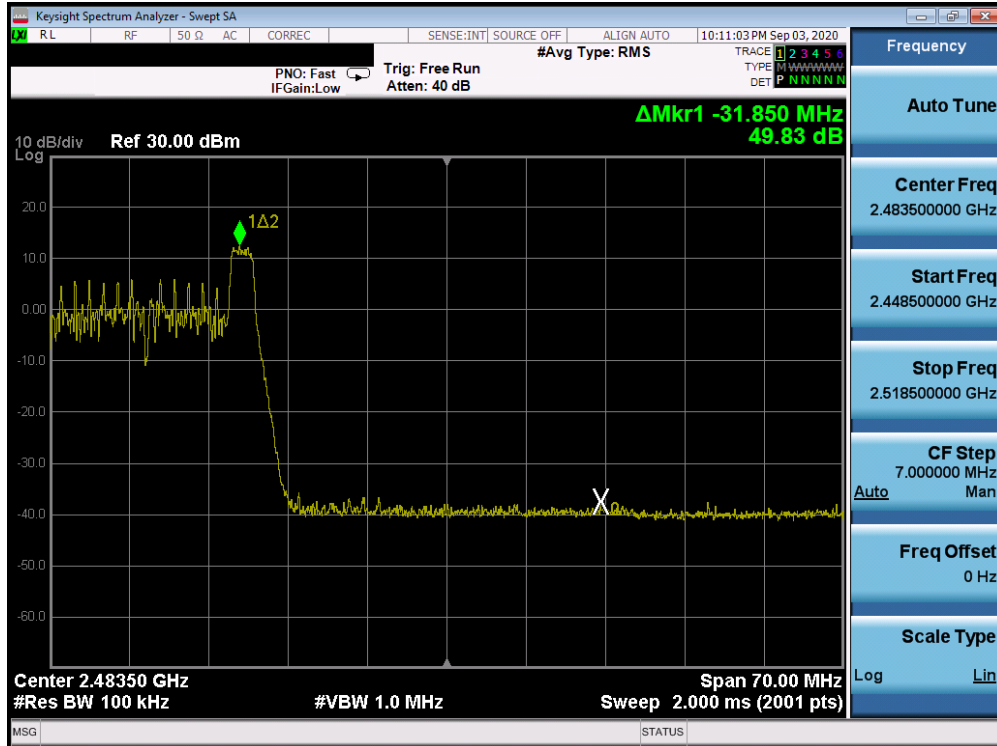


Plot 7-101. Band Edge Antenna 1a (802.11ax OFDMA – RU26 Index 8 – Ch. 8)

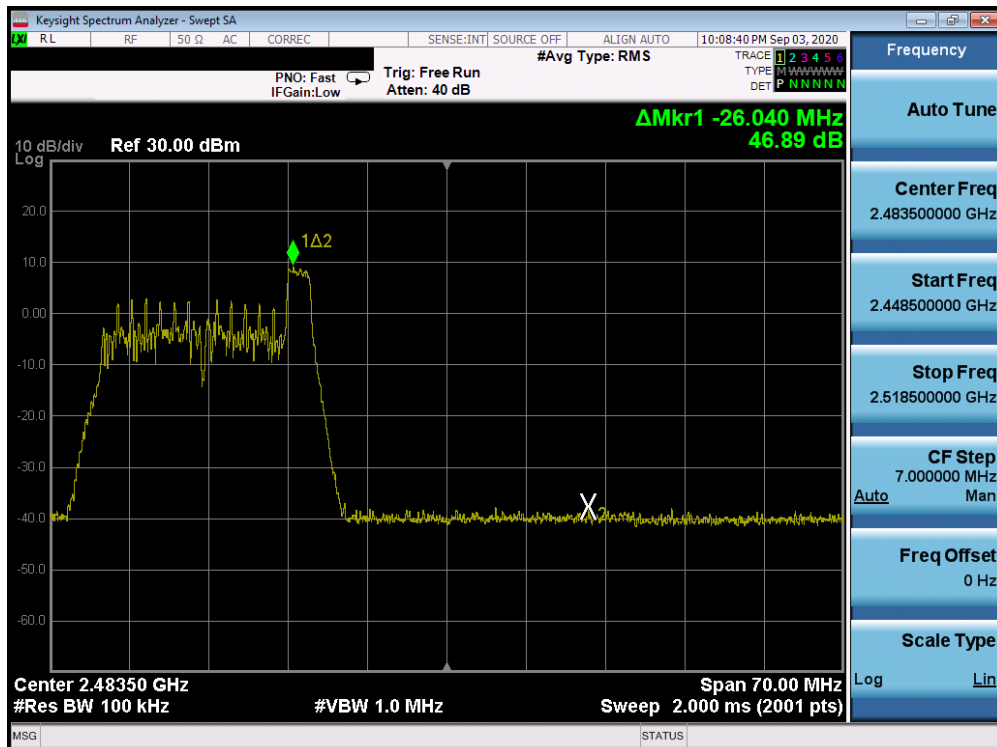


Plot 7-102. Band Edge Antenna 1a (802.11ax OFDMA – RU26 Index 8 – Ch. 9)

FCC ID: BCGA2324	PCTEST Proud to be part of element	MEASUREMENT REPORT (CERTIFICATION)	Approved by: Quality Manager
Test Report S/N: 1C2004270029-07.BCG	Test Dates: 07/16/2020 - 09/09/2020	EUT Type: Tablet Device	Page 81 of 169

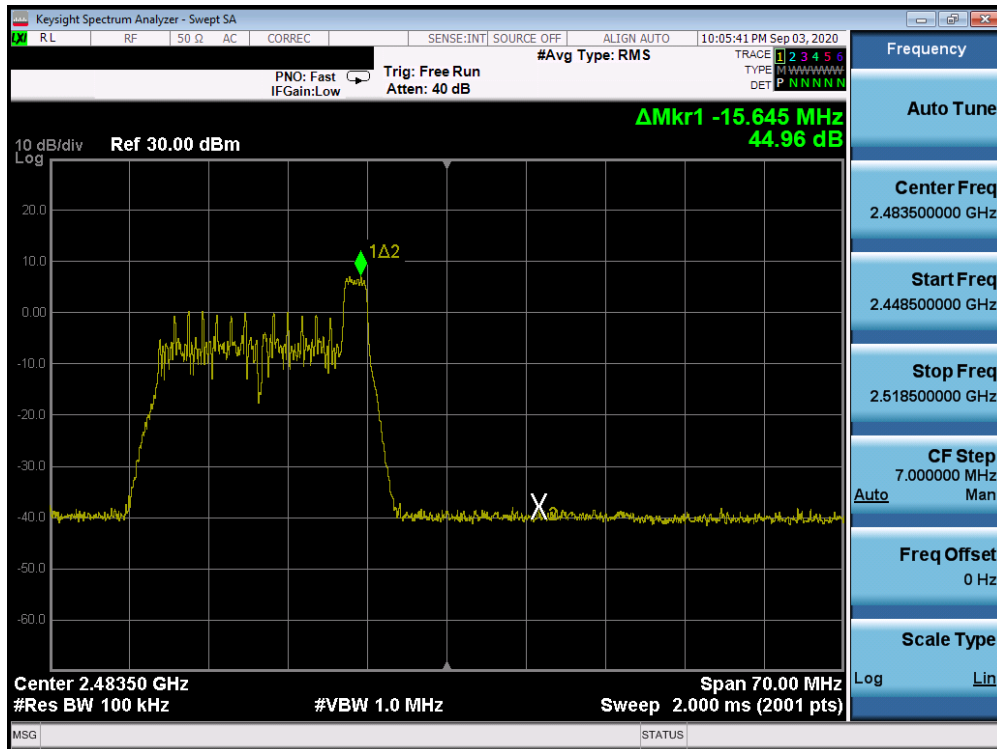


Plot 7-103. Band Edge Antenna 1a (802.11ax OFDMA – RU26 Index 8 – Ch. 10)

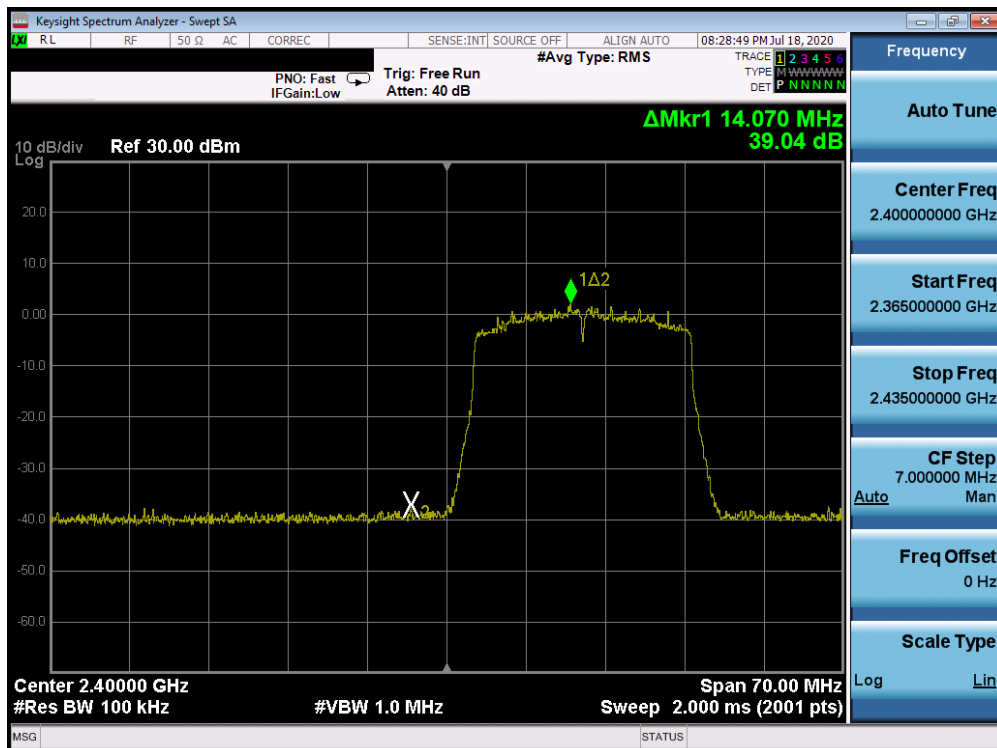


Plot 7-104. Band Edge Antenna 1a (802.11ax OFDMA – RU26 Index 8 – Ch. 11)

FCC ID: BCGA2324	PCTEST Proud to be part of element	MEASUREMENT REPORT (CERTIFICATION)	Approved by: Quality Manager
Test Report S/N: 1C2004270029-07.BCG	Test Dates: 07/16/2020 - 09/09/2020	EUT Type: Tablet Device	Page 82 of 169

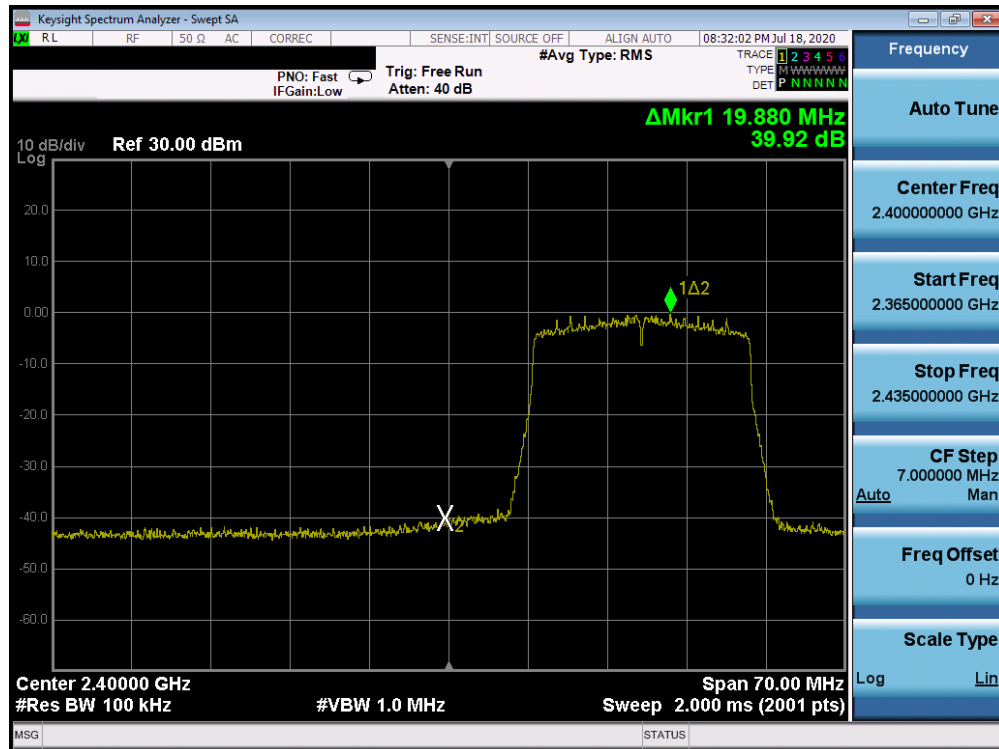


Plot 7-105. Band Edge Antenna 1a (802.11ax OFDMA – RU26 Index 8 – Ch. 12)

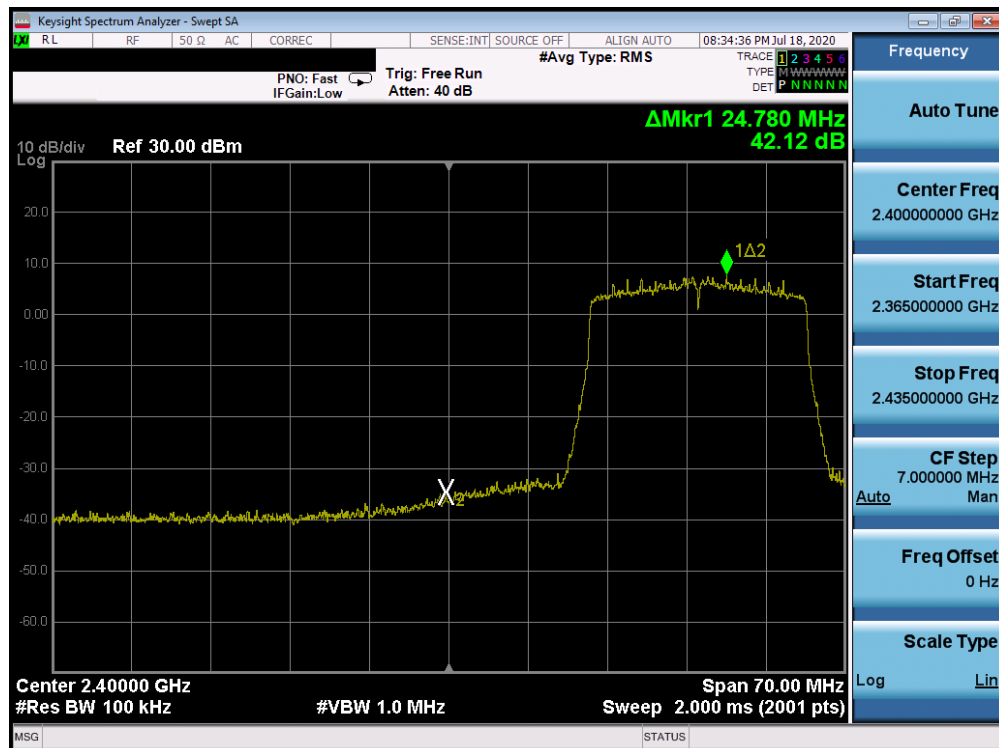


Plot 7-106. Band Edge Antenna 1a (802.11ax OFDMA – RU242 – Ch. 1)

FCC ID: BCGA2324	PCTEST Proud to be part of element	MEASUREMENT REPORT (CERTIFICATION)	Approved by: Quality Manager
Test Report S/N: 1C2004270029-07.BCG	Test Dates: 07/16/2020 - 09/09/2020	EUT Type: Tablet Device	Page 83 of 169

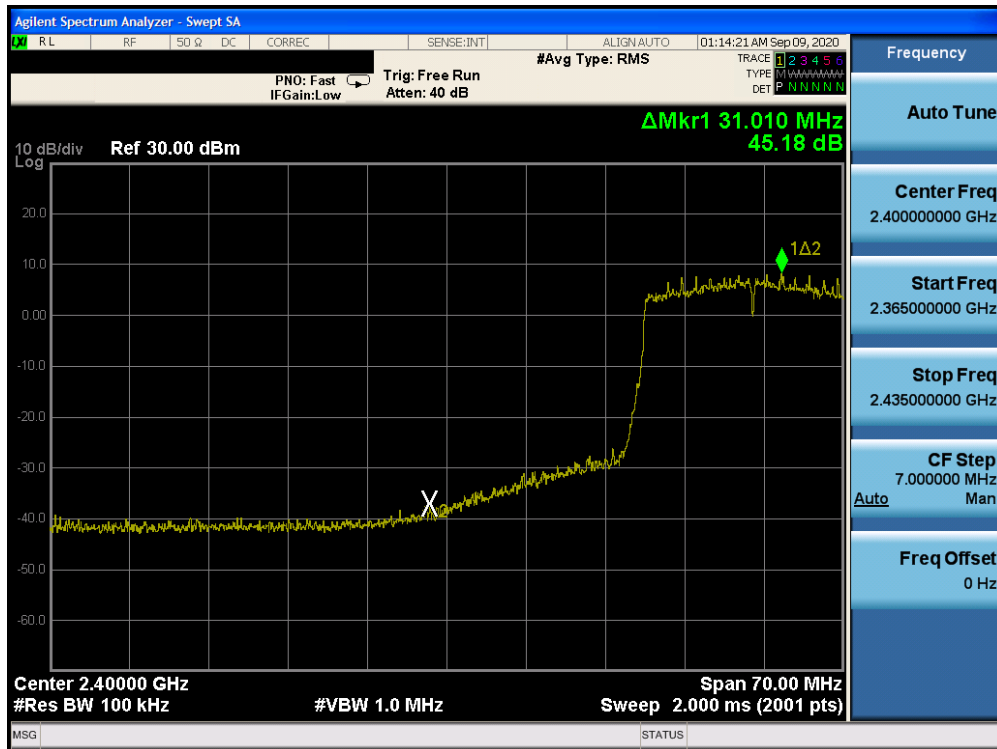


Plot 7-107. Band Edge Antenna 1a (802.11ax OFDMA - RU242 - Ch. 2)

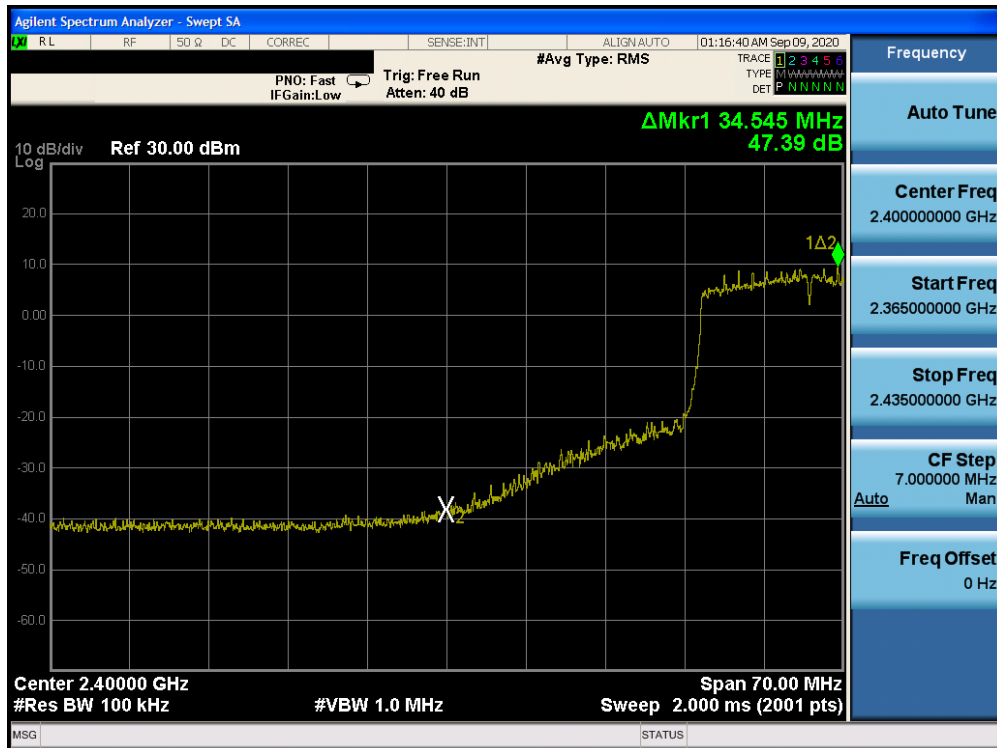


Plot 7-108. Band Edge Antenna 1a (802.11ax OFDMA - RU242 - Ch. 3)

FCC ID: BCGA2324	PCTEST Proud to be part of element	MEASUREMENT REPORT (CERTIFICATION)	Approved by: Quality Manager
Test Report S/N: 1C2004270029-07.BCG	Test Dates: 07/16/2020 - 09/09/2020	EUT Type: Tablet Device	Page 84 of 169

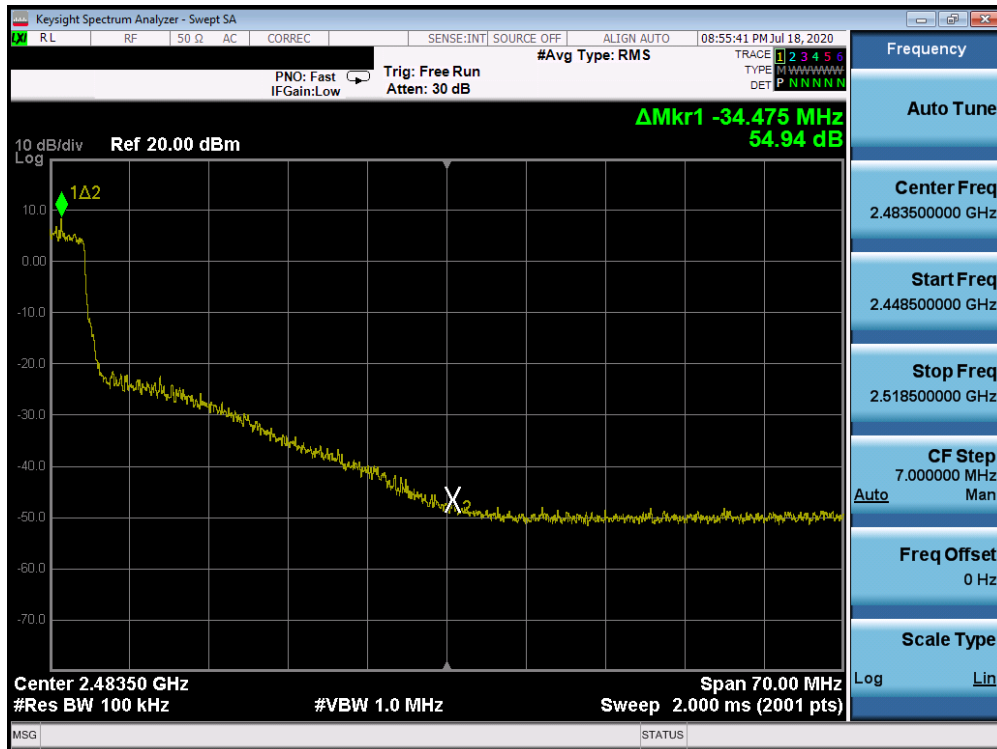


Plot 7-109. Band Edge Antenna 1a (802.11ax OFDMA – RU242 – Ch. 4)

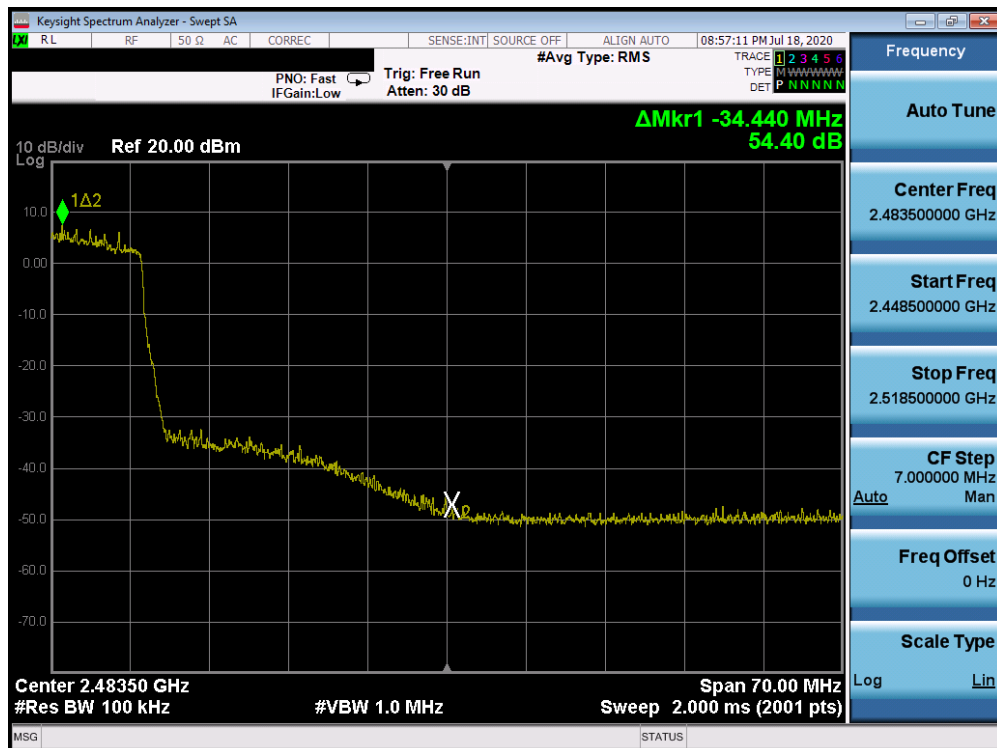


Plot 7-110. Band Edge Antenna 1a (802.11ax OFDMA – RU242 – Ch. 5)

FCC ID: BCGA2324	PCTEST Proud to be part of element	MEASUREMENT REPORT (CERTIFICATION)	Approved by: Quality Manager
Test Report S/N: 1C2004270029-07.BCG	Test Dates: 07/16/2020 - 09/09/2020	EUT Type: Tablet Device	Page 85 of 169

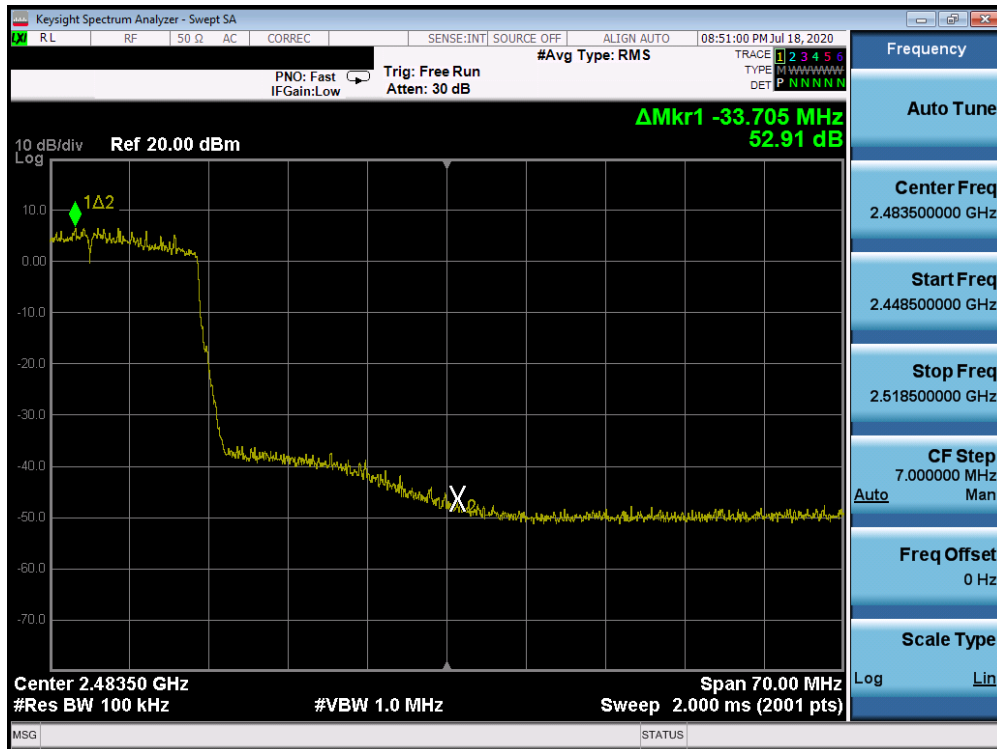


Plot 7-111. Band Edge Antenna 1a (802.11ax OFDMA – RU242 – Ch. 7)

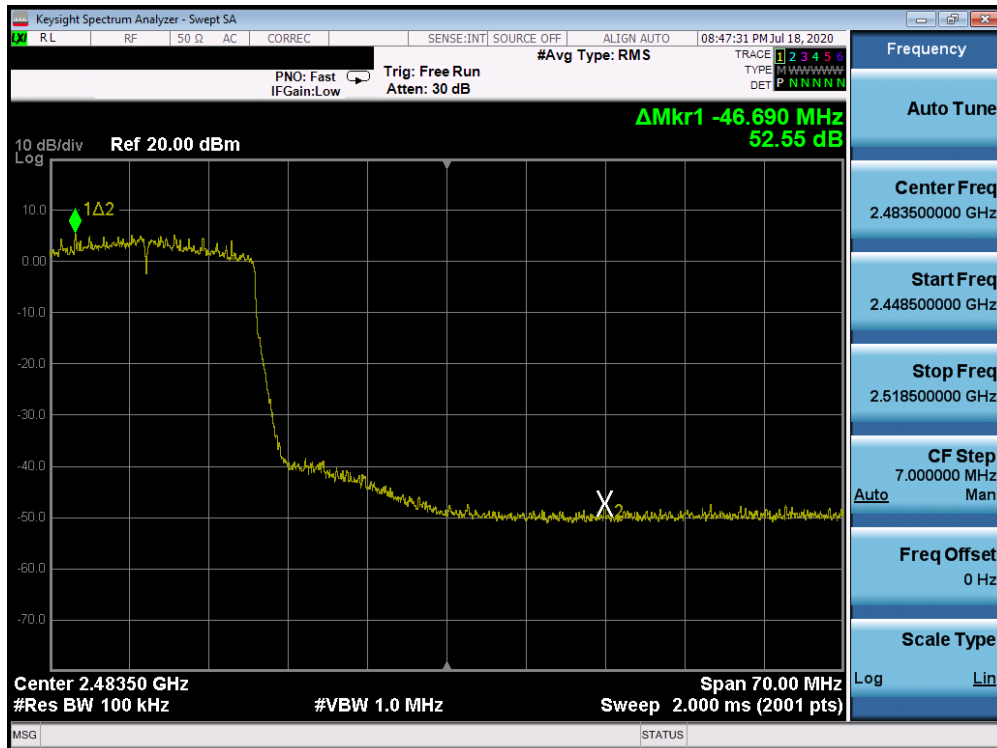


Plot 7-112. Band Edge Antenna 1a (802.11ax OFDMA – RU242 – Ch. 8)

FCC ID: BCGA2324	PCTEST Proud to be part of element	MEASUREMENT REPORT (CERTIFICATION)	Approved by: Quality Manager
Test Report S/N: 1C2004270029-07.BCG	Test Dates: 07/16/2020 - 09/09/2020	EUT Type: Tablet Device	Page 86 of 169

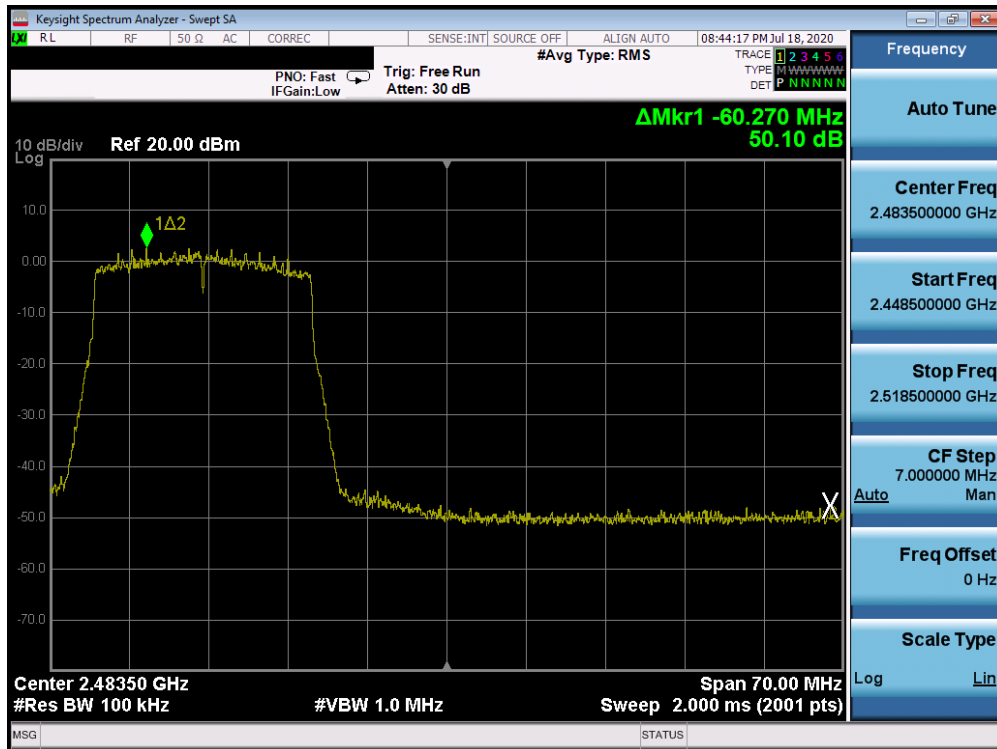


Plot 7-113. Band Edge Antenna 1a (802.11ax OFDMA – RU242 – Ch. 9)

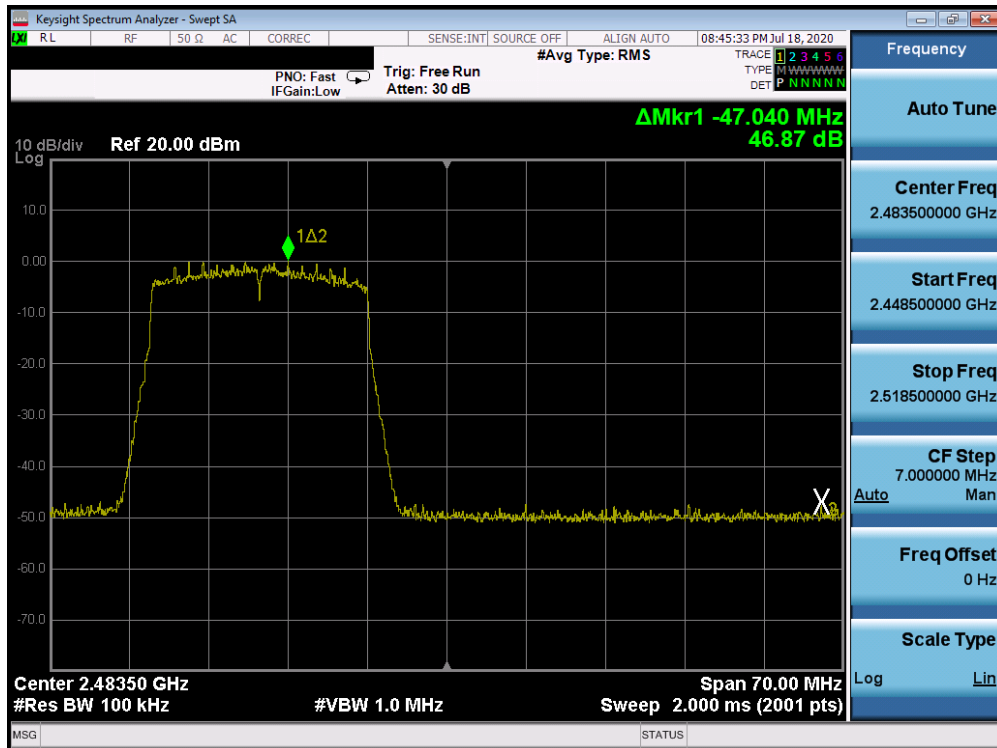


Plot 7-114. Band Edge Antenna 1a (802.11ax OFDMA – RU242 – Ch. 10)

FCC ID: BCGA2324	PCTEST Proud to be part of element	MEASUREMENT REPORT (CERTIFICATION)	Approved by: Quality Manager
Test Report S/N: 1C2004270029-07.BCG	Test Dates: 07/16/2020 - 09/09/2020	EUT Type: Tablet Device	Page 87 of 169



Plot 7-115. Band Edge Antenna 1a (802.11ax OFDMA – RU242 – Ch. 11)



Plot 7-116. Band Edge Antenna 1a (802.11ax OFDMA – RU242 – Ch. 12)

FCC ID: BCGA2324	PCTEST Proud to be part of element	MEASUREMENT REPORT (CERTIFICATION)	Approved by: Quality Manager
Test Report S/N: 1C2004270029-07.BCG	Test Dates: 07/16/2020 - 09/09/2020	EUT Type: Tablet Device	Page 88 of 169

7.6 Conducted Spurious Emissions

§15.247(d); RSS-247 [5.5]

Test Overview and Limit

All out of band emissions are measured with a spectrum analyzer connected to the antenna terminal of the EUT while the EUT is operating at its maximum duty cycle, at maximum power, and at the appropriate frequencies. All data rates, tone configurations, and RU indices were investigated to determine the worst case configuration. For the following out of band conducted emissions plots, the EUT was set to a data rate of MCS9 in 802.11ax mode as this setting produced the worst-case emissions.

The limit for out-of-band spurious emissions at the band edge is 20dB below the fundamental emission level, as determined from the in-band power measurement of the DTS channel performed in a 100kHz bandwidth per the procedure in Section 11.1 of ANSI C63.10-2013 and KDB 558074 D01 v05r02.

Test Procedure Used

ANSI C63.10-2013 – Section 11.11.3
KDB 558074 D01 v05r02 – Section 8.5
ANSI C63.10-2013 – Section 14.3.3
KDB 662911 D01 v02r01 – Section E)3)b)

Test Settings

1. Start frequency was set to 30MHz and stop frequency was set to 25GHz (separated into two plots per channel)
2. RBW = 1MHz
3. VBW = 3MHz
4. Detector = Peak
5. Trace mode = max hold
6. Sweep time = auto couple
7. The trace was allowed to stabilize

Test Setup

The EUT and measurement equipment were set up as shown in the diagram below.



Figure 7-5. Test Instrument & Measurement Setup

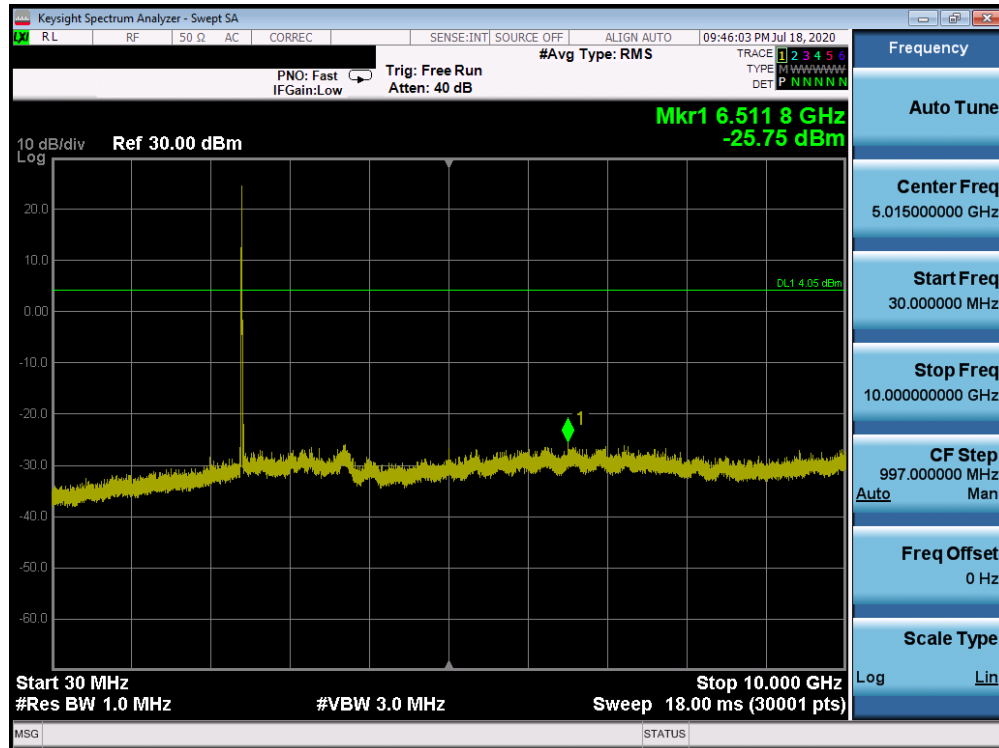
FCC ID: BCGA2324		MEASUREMENT REPORT (CERTIFICATION)	Approved by: Quality Manager
Test Report S/N: 1C2004270029-07.BCG	Test Dates: 07/16/2020 - 09/09/2020	EUT Type: Tablet Device	Page 89 of 169

Test Notes

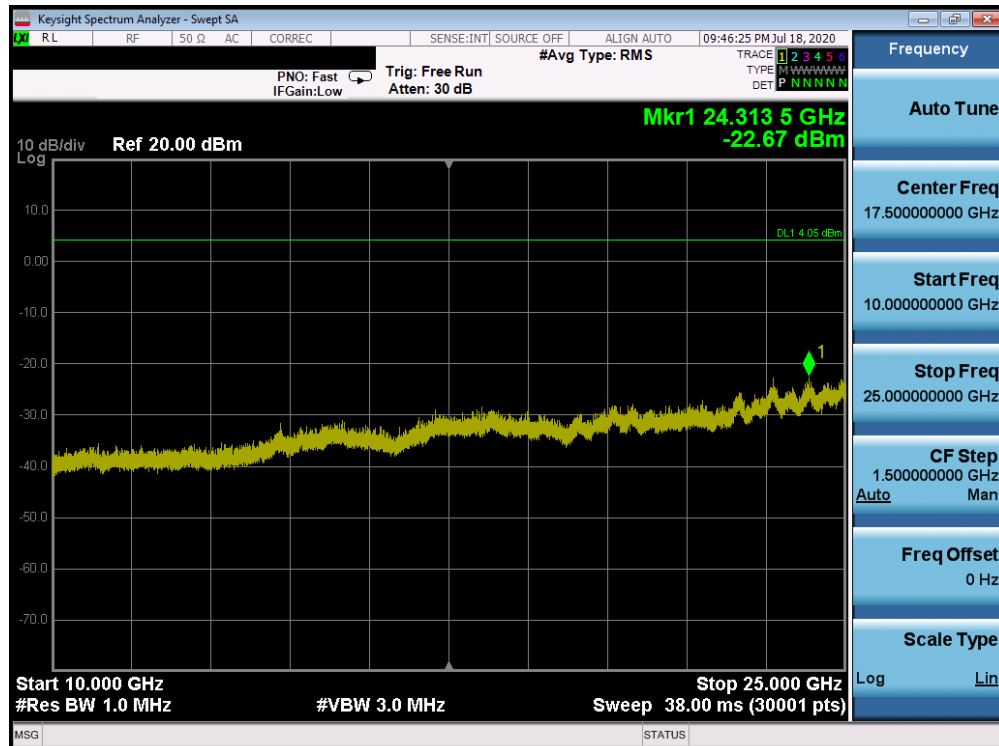
1. RBW was set to 1MHz rather than 100kHz in order to increase the measurement speed.
2. The display line shown in the following plots denotes the limit at 20dB below the fundamental emission level measured in a 100kHz bandwidth. However, since the traces in the following plots are measured with a 1MHz RBW, the display line may not necessarily appear to be 20dB below the level of the fundamental in a 1MHz bandwidth.
3. For plots showing conducted spurious emissions near the limit, the frequencies were investigated with a reduced RBW to ensure that no emissions were present.
4. The conducted spurious emissions were measured to relative limits. Therefore, in accordance with ANSI C63.10-2013 and KDB 662911 D01 v02r01 Section E)3)b), it was unnecessary to show compliance through the summation of test results of the individual outputs.
5. All antenna configurations and data rates were investigated and only the worst case are reported.
6. All RU's were investigated and only worst case partially-loaded and fully-loaded RU's are reported.

FCC ID: BCGA2324	 PCTEST Proud to be part of 	MEASUREMENT REPORT (CERTIFICATION)	Approved by: Quality Manager
Test Report S/N: 1C2004270029-07.BCG	Test Dates: 07/16/2020 - 09/09/2020	EUT Type: Tablet Device	Page 90 of 169

Antenna 3a Conducted Spurious Emission

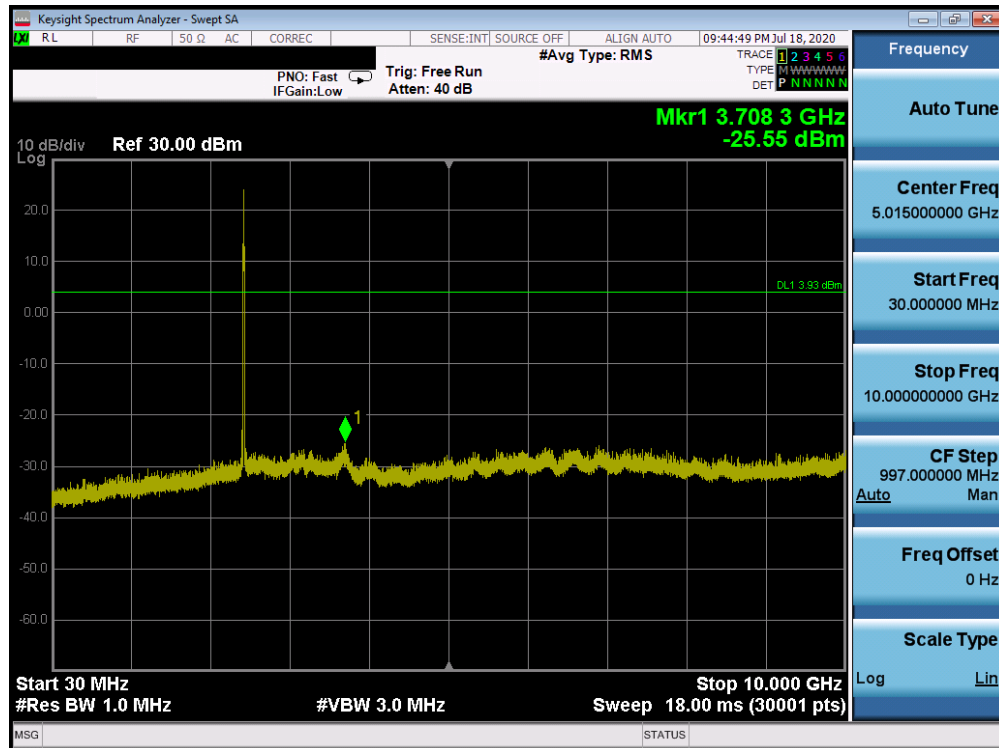


Plot 7-117. Conducted Spurious Plot Antenna 3a (802.11ax OFDMA – RU26 – Ch. 1)

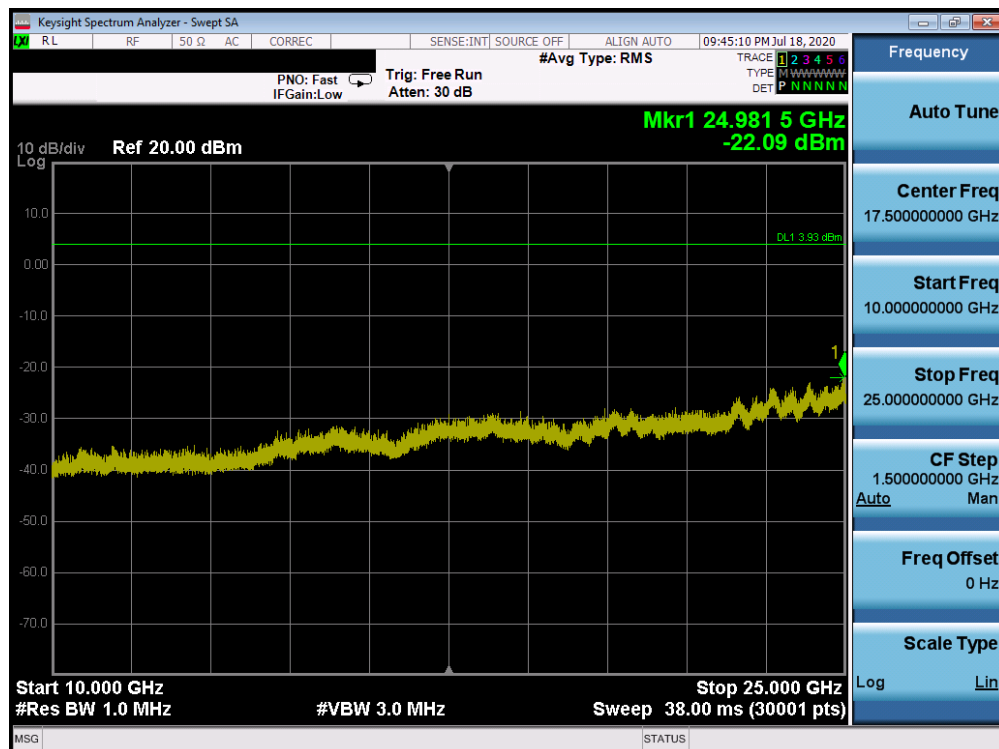


Plot 7-118. Conducted Spurious Plot Antenna 3a (802.11ax OFDMA – RU26 – Ch. 1)

FCC ID: BCGA2324	PCTEST Proud to be part of element	MEASUREMENT REPORT (CERTIFICATION)	Approved by: Quality Manager
Test Report S/N: 1C2004270029-07.BCG	Test Dates: 07/16/2020 - 09/09/2020	EUT Type: Tablet Device	Page 91 of 169

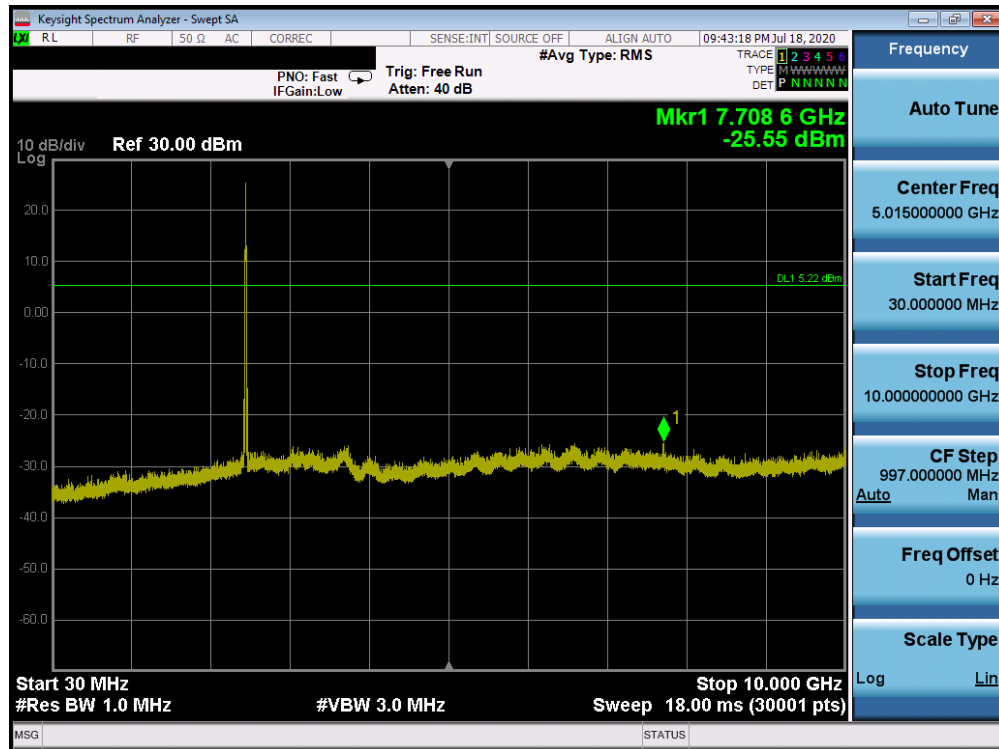


Plot 7-119. Conducted Spurious Plot Antenna 3a (802.11ax OFDMA – RU26 – Ch. 6)

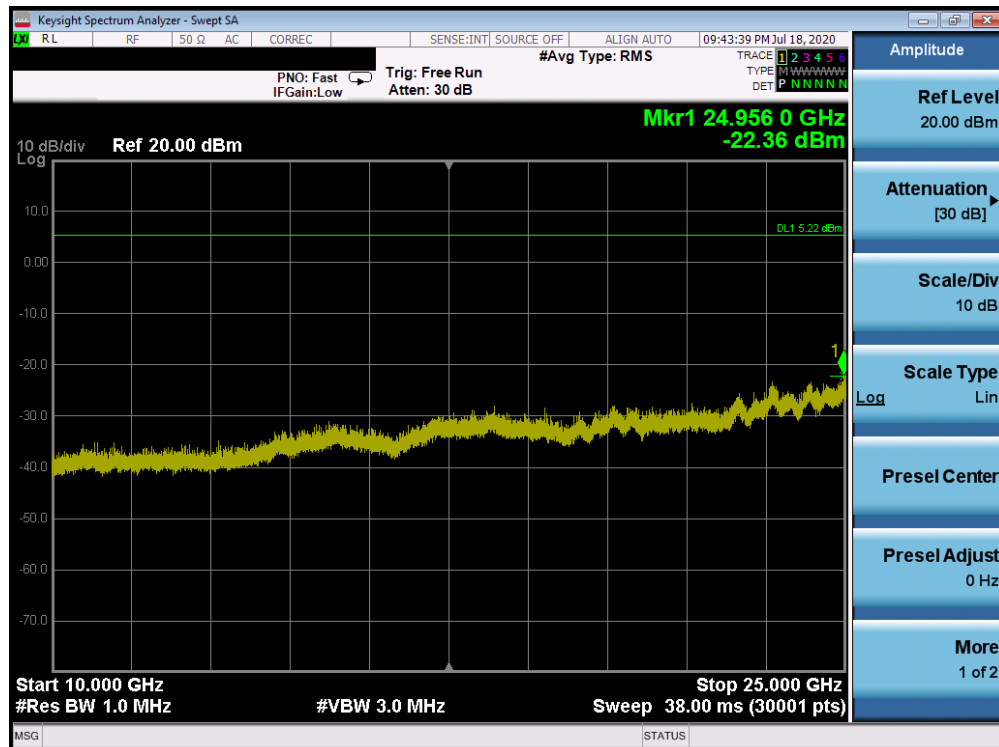


Plot 7-120. Conducted Spurious Plot Antenna 3a (802.11ax OFDMA – RU26 – Ch. 6)

FCC ID: BCGA2324	PCTEST Proud to be part of element	MEASUREMENT REPORT (CERTIFICATION)	Approved by: Quality Manager
Test Report S/N: 1C2004270029-07.BCG	Test Dates: 07/16/2020 - 09/09/2020	EUT Type: Tablet Device	Page 92 of 169

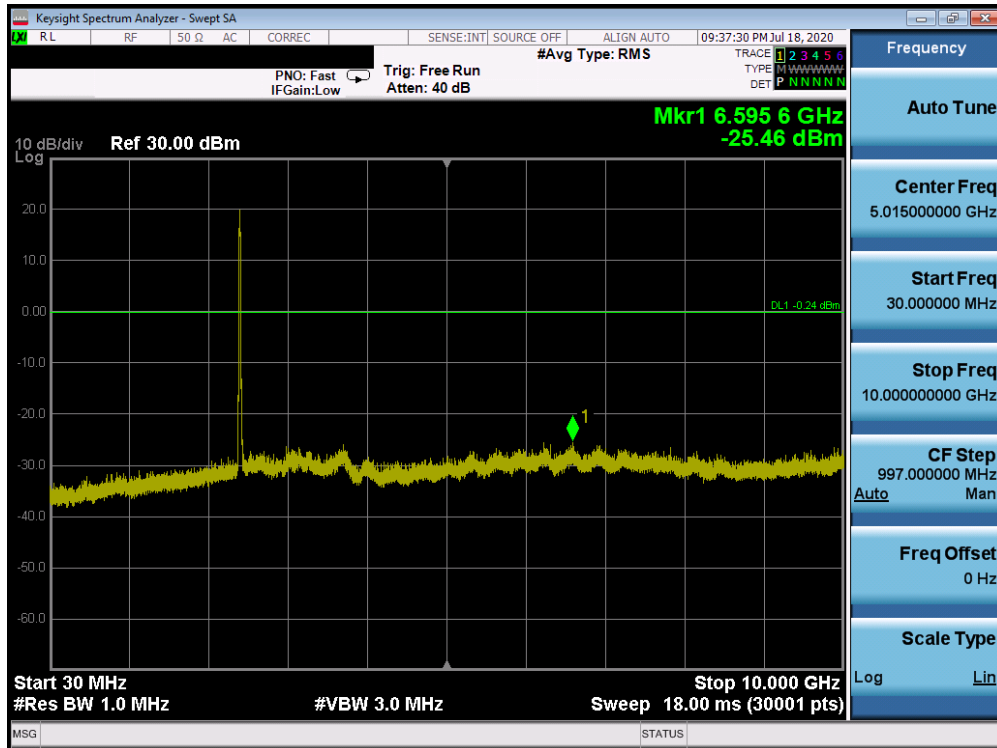


Plot 7-121. Conducted Spurious Plot Antenna 3a (802.11ax OFDMA – RU26 – Ch. 11)

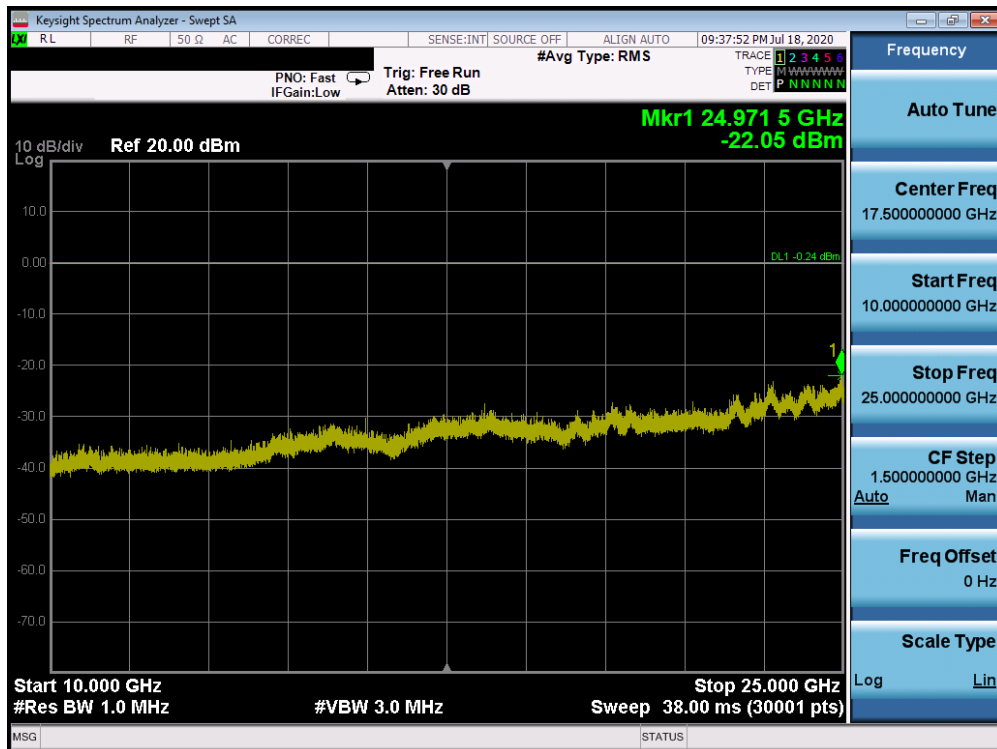


Plot 7-122. Conducted Spurious Plot Antenna 3a (802.11ax OFDMA – RU26 – Ch. 11)

FCC ID: BCGA2324	PCTEST Proud to be part of element	MEASUREMENT REPORT (CERTIFICATION)	Approved by: Quality Manager
Test Report S/N: 1C2004270029-07.BCG	Test Dates: 07/16/2020 - 09/09/2020	EUT Type: Tablet Device	Page 93 of 169

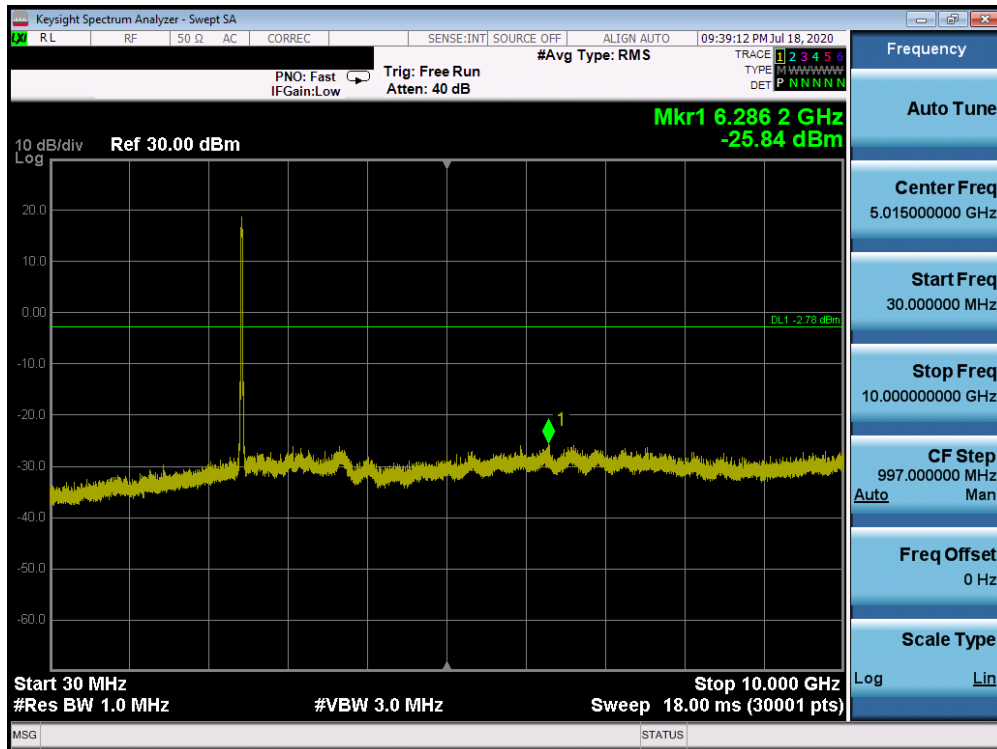


Plot 7-123. Conducted Spurious Plot Antenna 3a (802.11ax OFDMA – RU242 – Ch. 1)

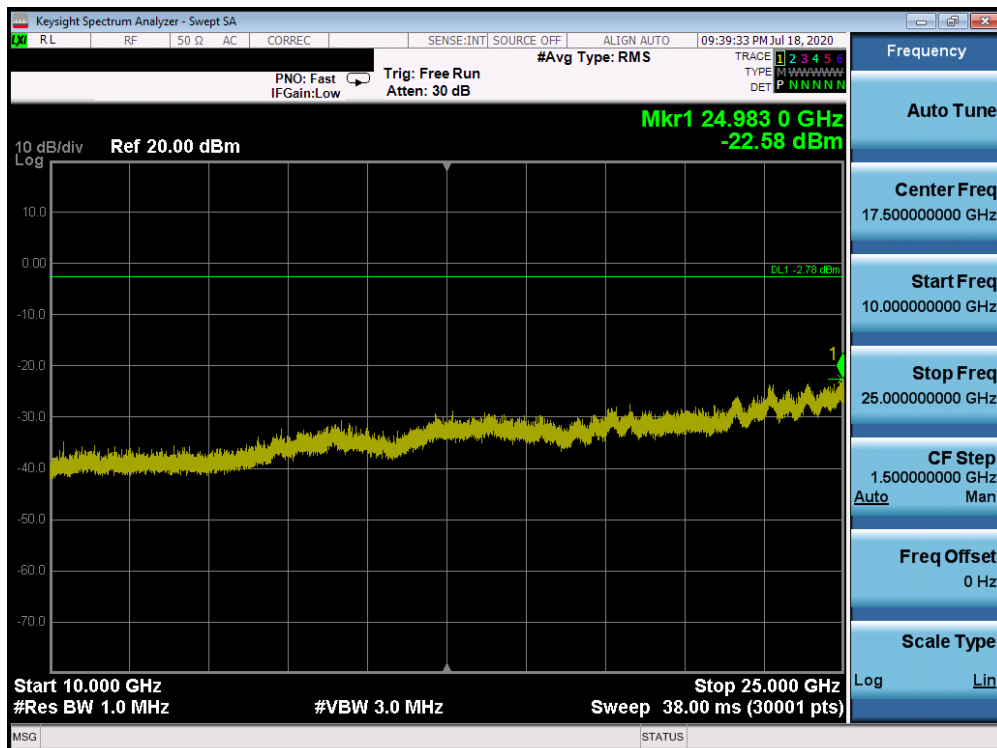


Plot 7-124. Conducted Spurious Plot Antenna 3a (802.11ax OFDMA – RU242 – Ch. 1)

FCC ID: BCGA2324	PCTEST Proud to be part of element	MEASUREMENT REPORT (CERTIFICATION)	Approved by: Quality Manager
Test Report S/N: 1C2004270029-07.BCG	Test Dates: 07/16/2020 - 09/09/2020	EUT Type: Tablet Device	Page 94 of 169

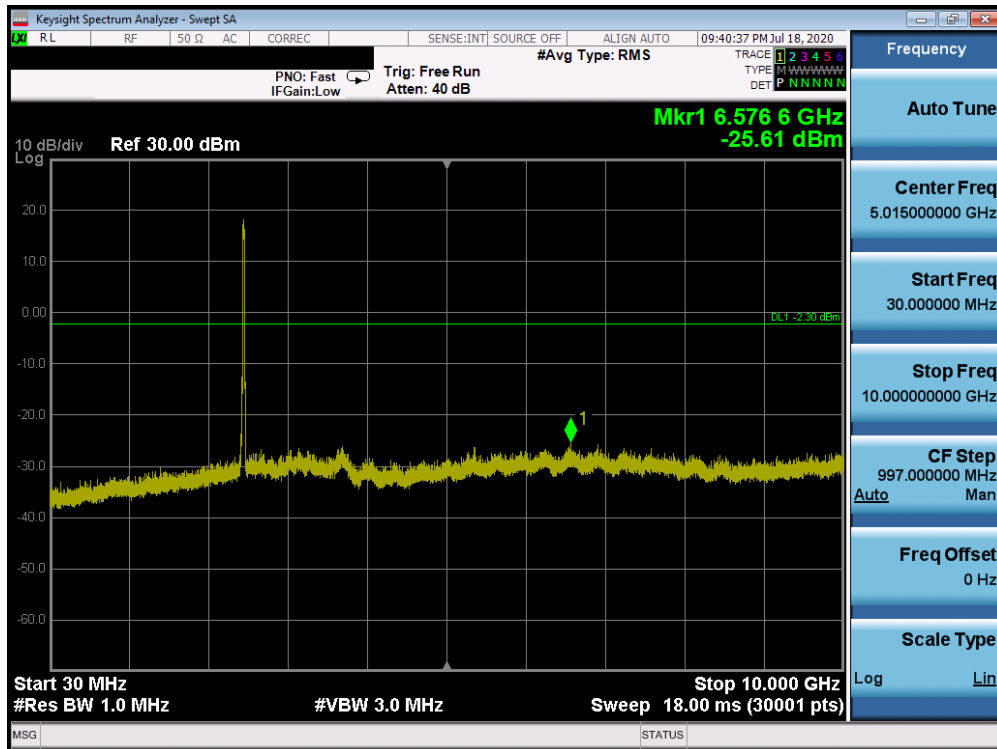


Plot 7-125. Conducted Spurious Plot Antenna 3a (802.11ax OFDMA – RU242 – Ch. 6)

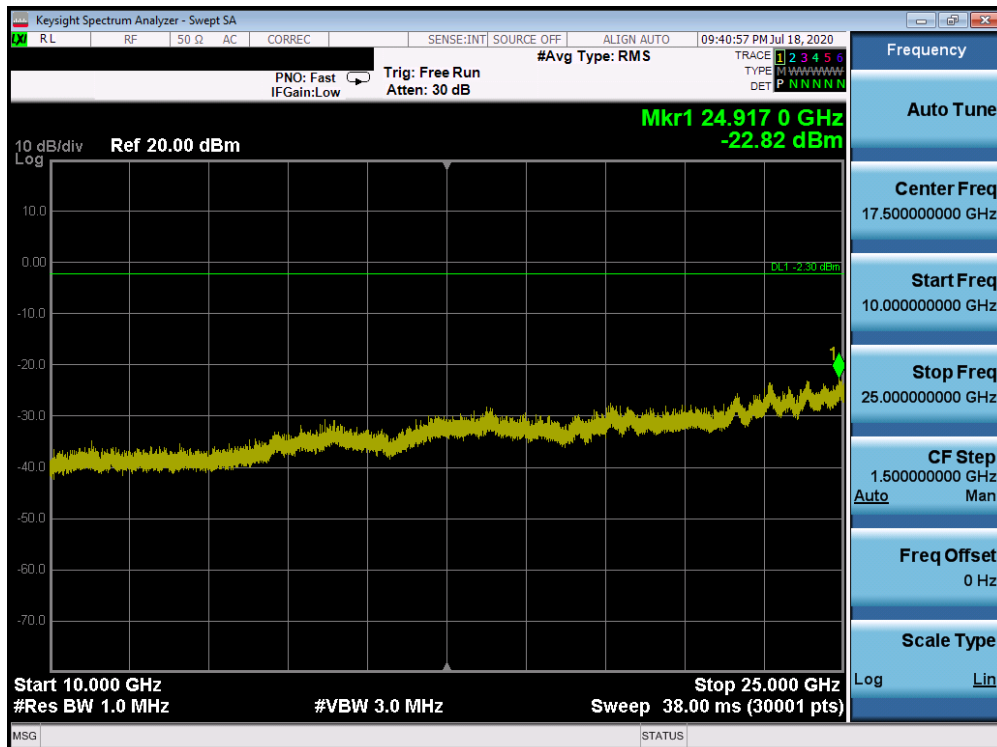


Plot 7-126. Conducted Spurious Plot Antenna 3a (802.11ax OFDMA – RU242 – Ch. 6)

FCC ID: BCGA2324	PCTEST Proud to be part of element	MEASUREMENT REPORT (CERTIFICATION)	Approved by: Quality Manager
Test Report S/N: 1C2004270029-07.BCG	Test Dates: 07/16/2020 - 09/09/2020	EUT Type: Tablet Device	Page 95 of 169



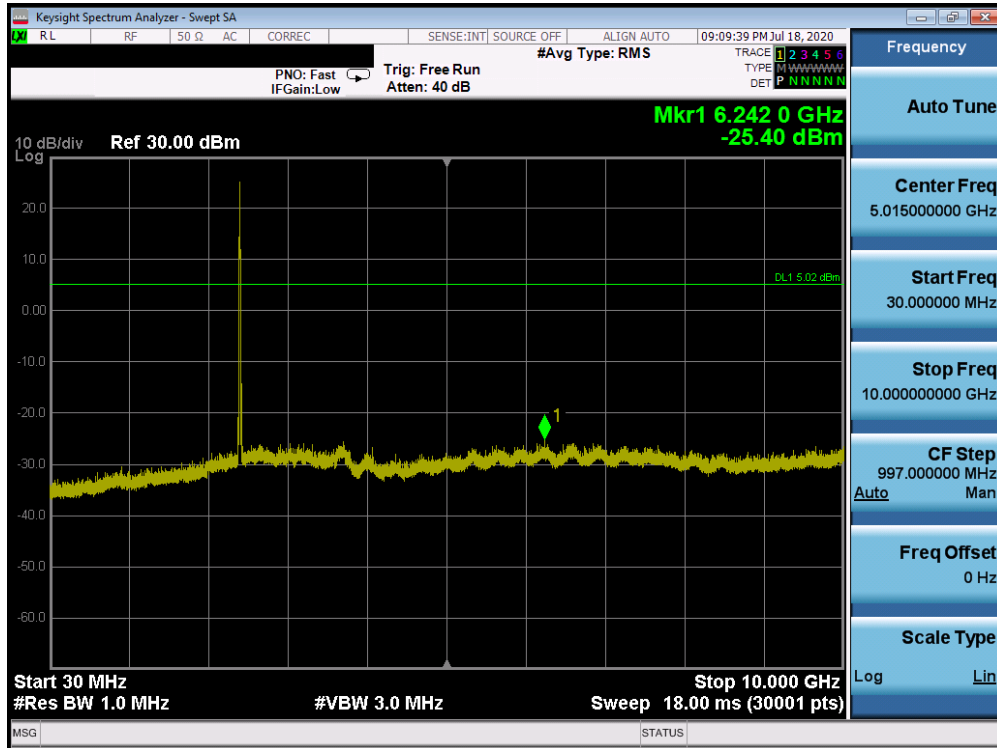
Plot 7-127. Conducted Spurious Plot Antenna 3a (802.11ax OFDMA – RU242 – Ch. 11)



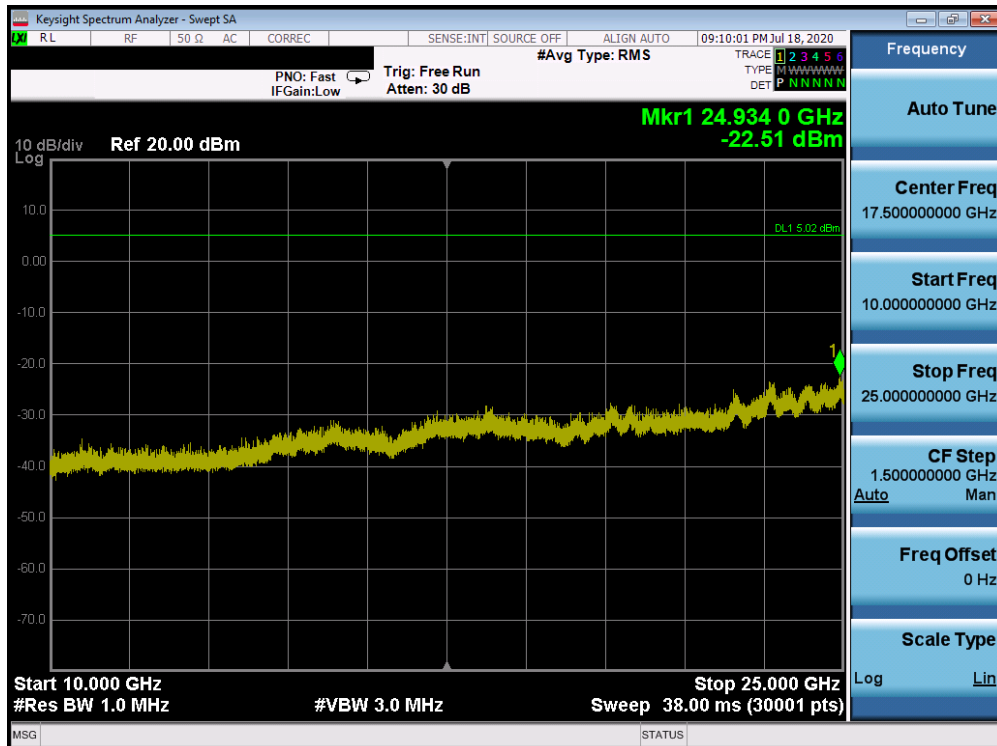
Plot 7-128. Conducted Spurious Plot Antenna 3a (802.11ax OFDMA – RU242 – Ch. 11)

FCC ID: BCGA2324	PCTEST Proud to be part of element	MEASUREMENT REPORT (CERTIFICATION)	Approved by: Quality Manager
Test Report S/N: 1C2004270029-07.BCG	Test Dates: 07/16/2020 - 09/09/2020	EUT Type: Tablet Device	Page 96 of 169

Antenna 1a Conducted Spurious Emissions

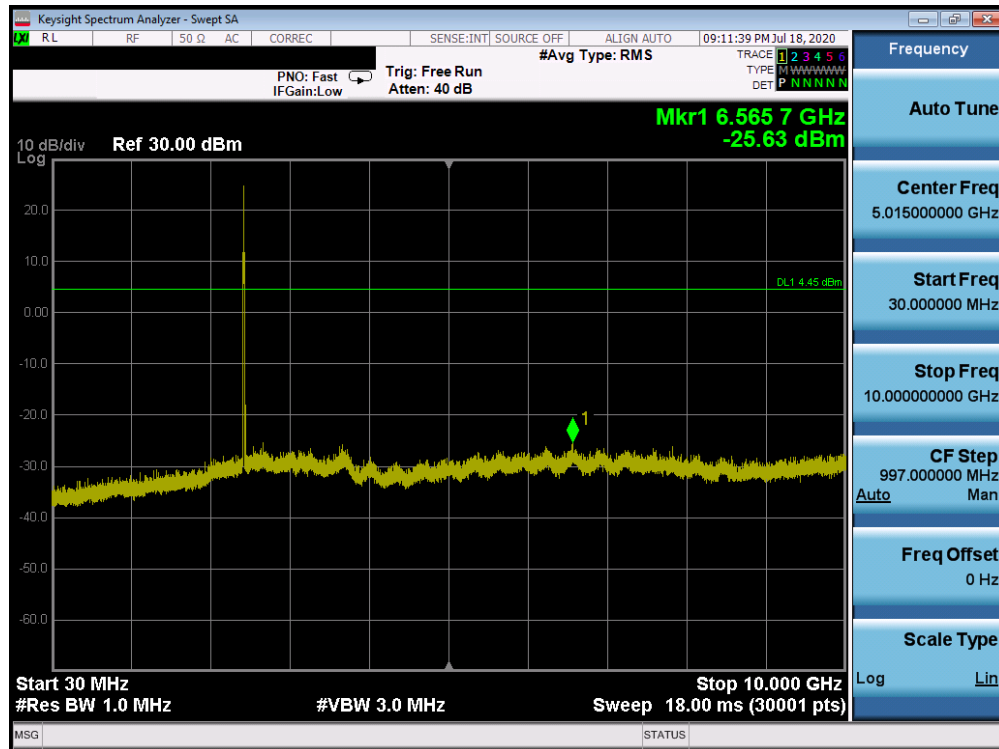


Plot 7-129. Conducted Spurious Plot Antenna 1a (802.11ax OFDMA – RU26 – Ch. 1)

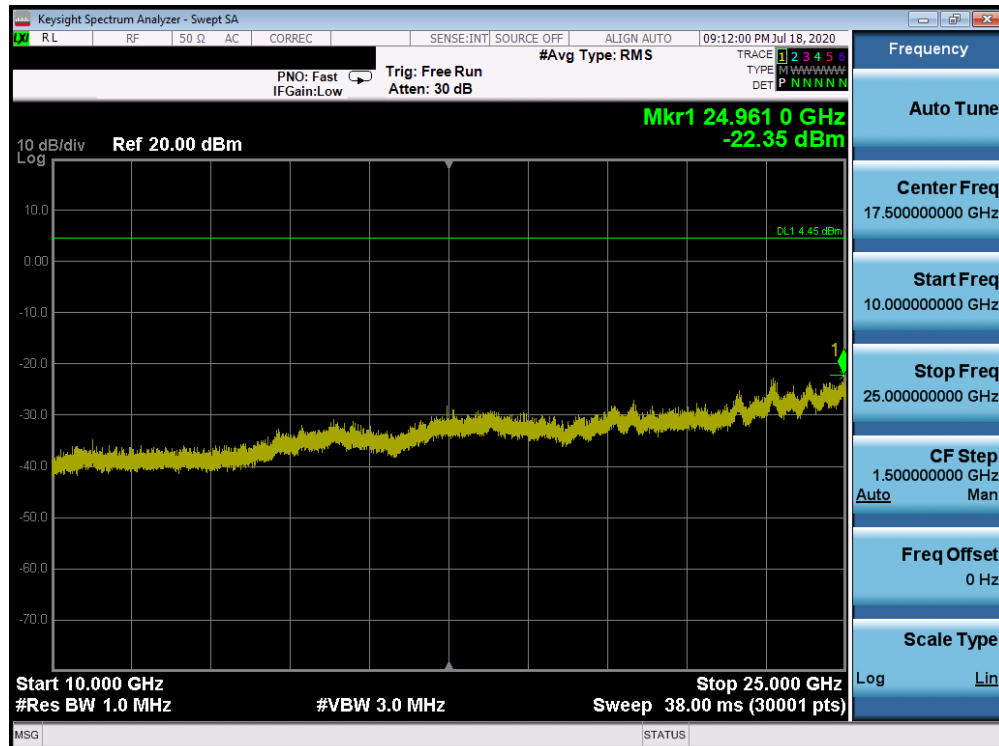


Plot 7-130. Conducted Spurious Plot Antenna 1a (802.11ax OFDMA – RU26 – Ch. 1)

FCC ID: BCGA2324	PCTEST Proud to be part of element	MEASUREMENT REPORT (CERTIFICATION)	Approved by: Quality Manager
Test Report S/N: 1C2004270029-07.BCG	Test Dates: 07/16/2020 - 09/09/2020	EUT Type: Tablet Device	Page 97 of 169

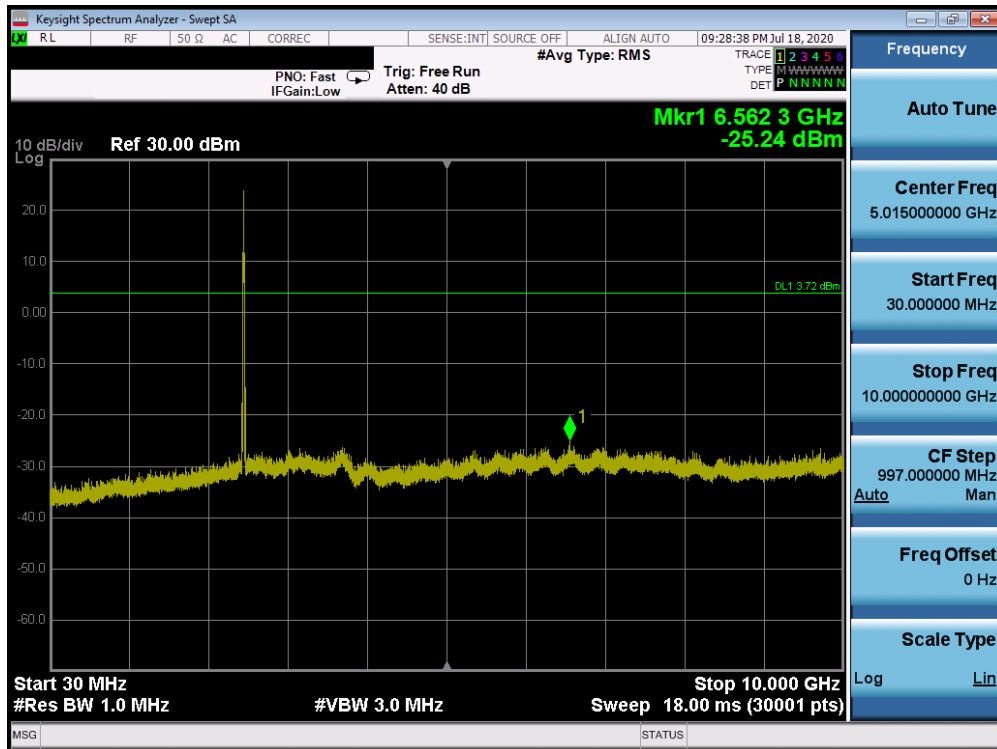


Plot 7-131. Conducted Spurious Plot Antenna 1a (802.11ax OFDMA – RU26 – Ch. 6)

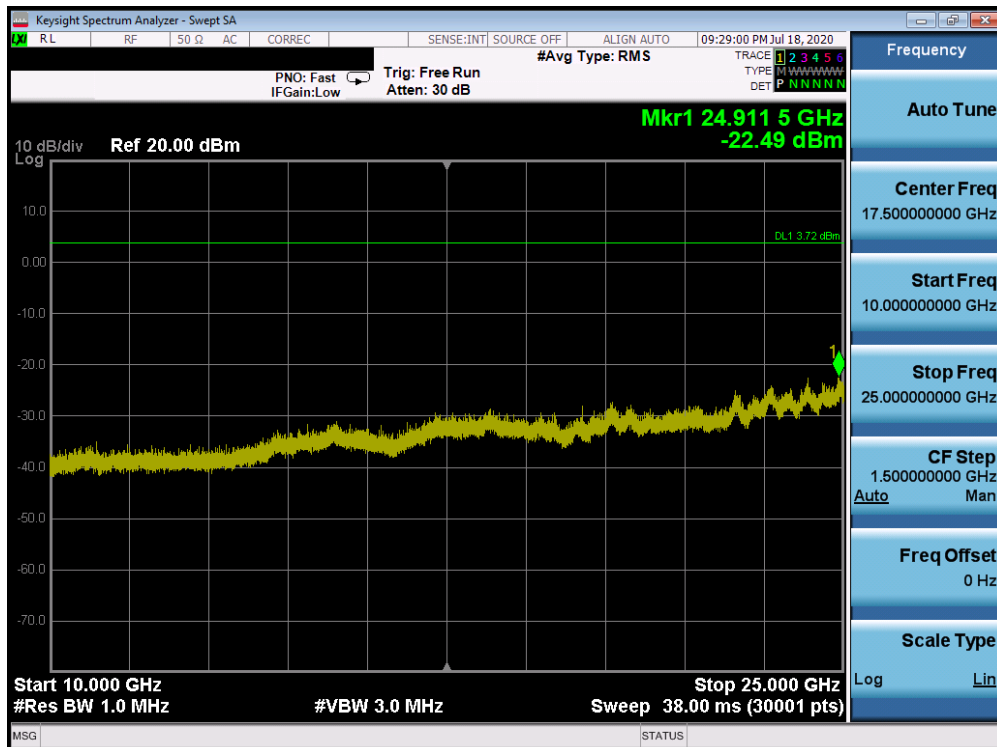


Plot 7-132. Conducted Spurious Plot Antenna 1a (802.11ax OFDMA – RU26 – Ch. 6)

FCC ID: BCGA2324	PCTEST Proud to be part of element	MEASUREMENT REPORT (CERTIFICATION)	Approved by: Quality Manager
Test Report S/N: 1C2004270029-07.BCG	Test Dates: 07/16/2020 - 09/09/2020	EUT Type: Tablet Device	Page 98 of 169

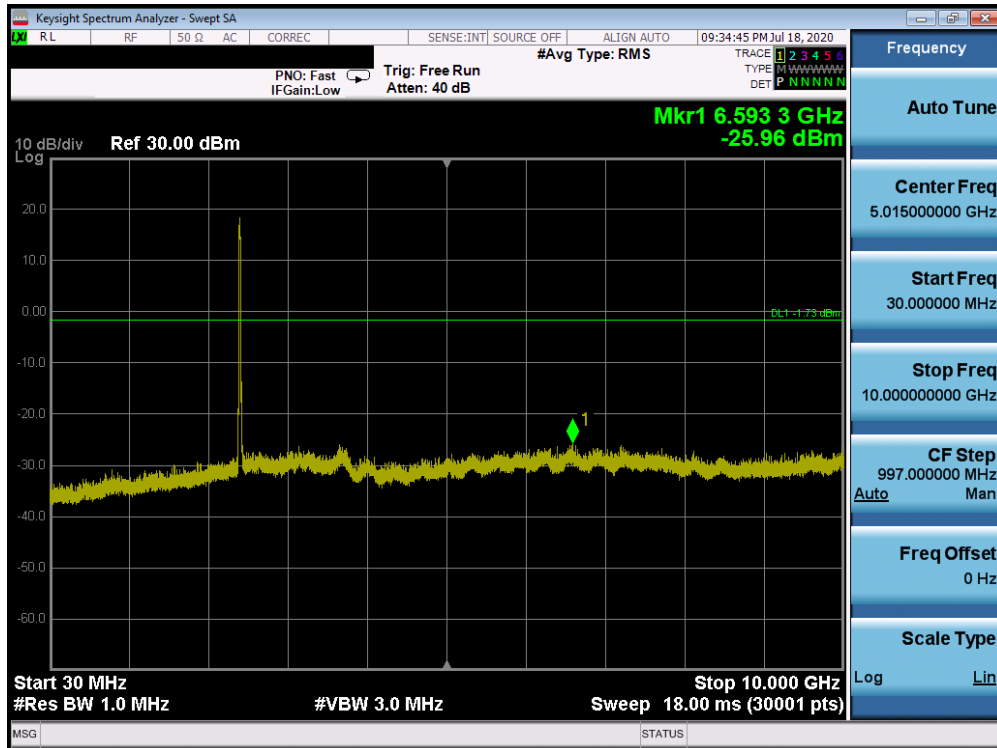


Plot 7-133. Conducted Spurious Plot Antenna 1a (802.11ax OFDMA – RU26 – Ch. 11)

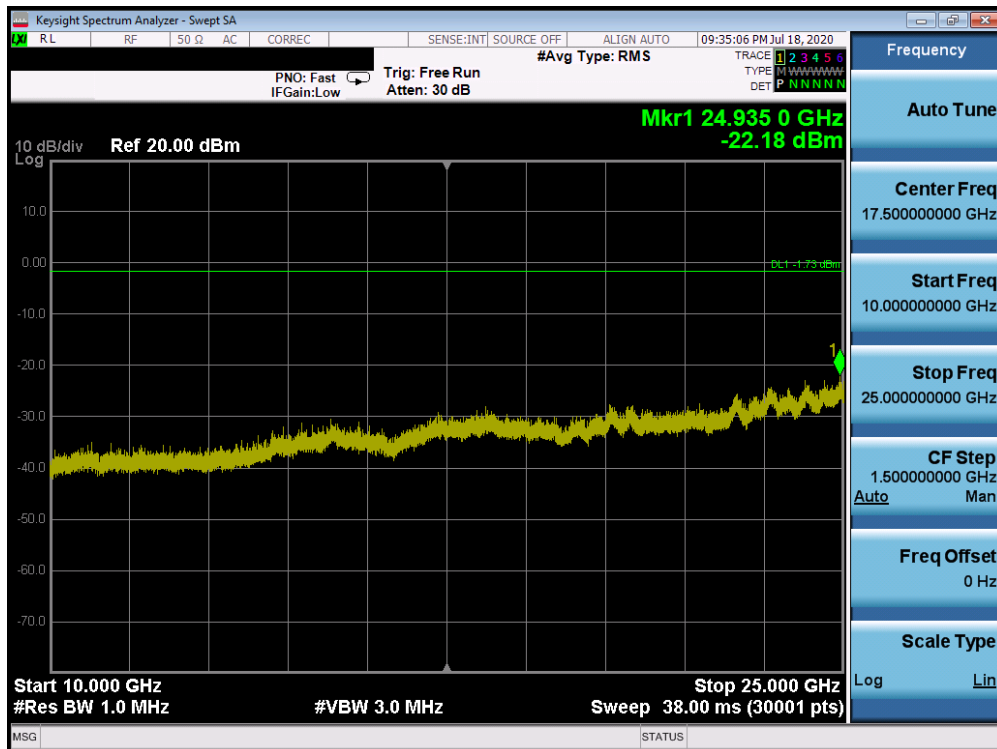


Plot 7-134. Conducted Spurious Plot Antenna 1a (802.11ax OFDMA – RU26 – Ch. 11)

FCC ID: BCGA2324		MEASUREMENT REPORT (CERTIFICATION)	Approved by: Quality Manager
Test Report S/N: 1C2004270029-07.BCG	Test Dates: 07/16/2020 - 09/09/2020	EUT Type: Tablet Device	Page 99 of 169

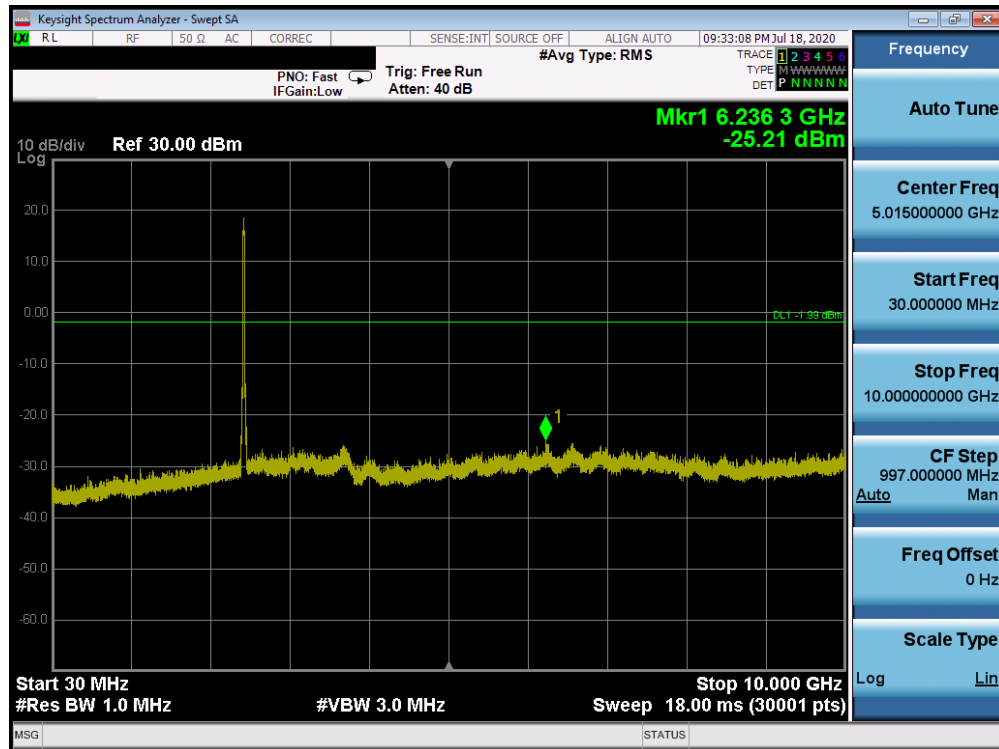


Plot 7-135. Conducted Spurious Plot Antenna 1a (802.11ax OFDMA – RU242 – Ch. 1)

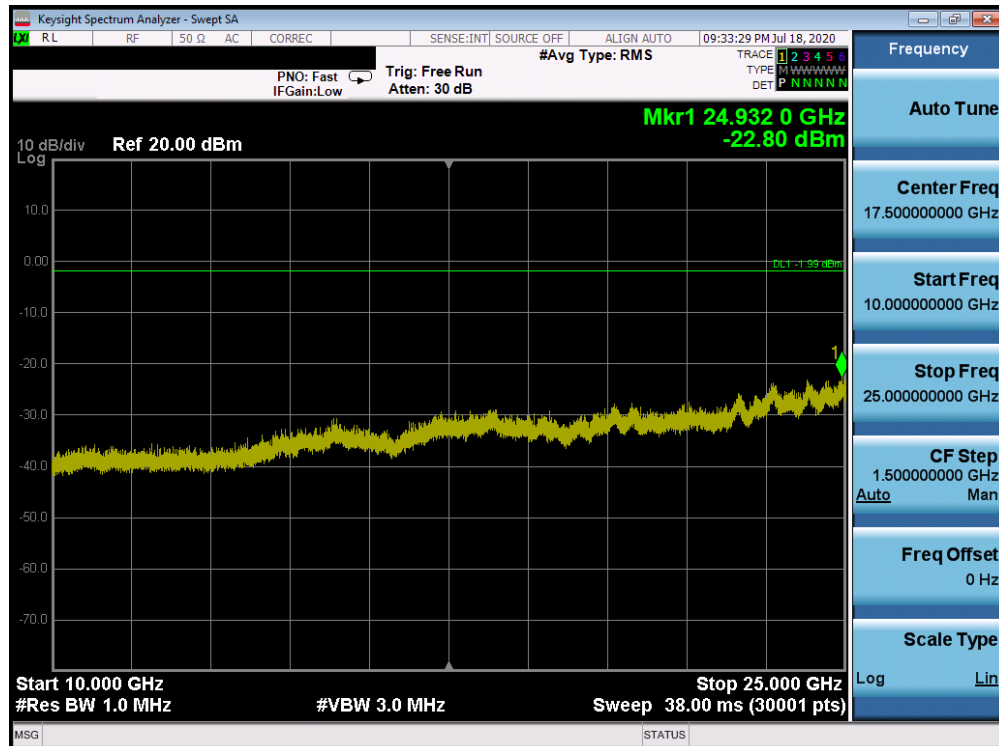


Plot 7-136. Conducted Spurious Plot Antenna 1a (802.11ax OFDMA – RU242 – Ch. 1)

FCC ID: BCGA2324	PCTEST Proud to be part of element	MEASUREMENT REPORT (CERTIFICATION)	Approved by: Quality Manager
Test Report S/N: 1C2004270029-07.BCG	Test Dates: 07/16/2020 - 09/09/2020	EUT Type: Tablet Device	Page 100 of 169

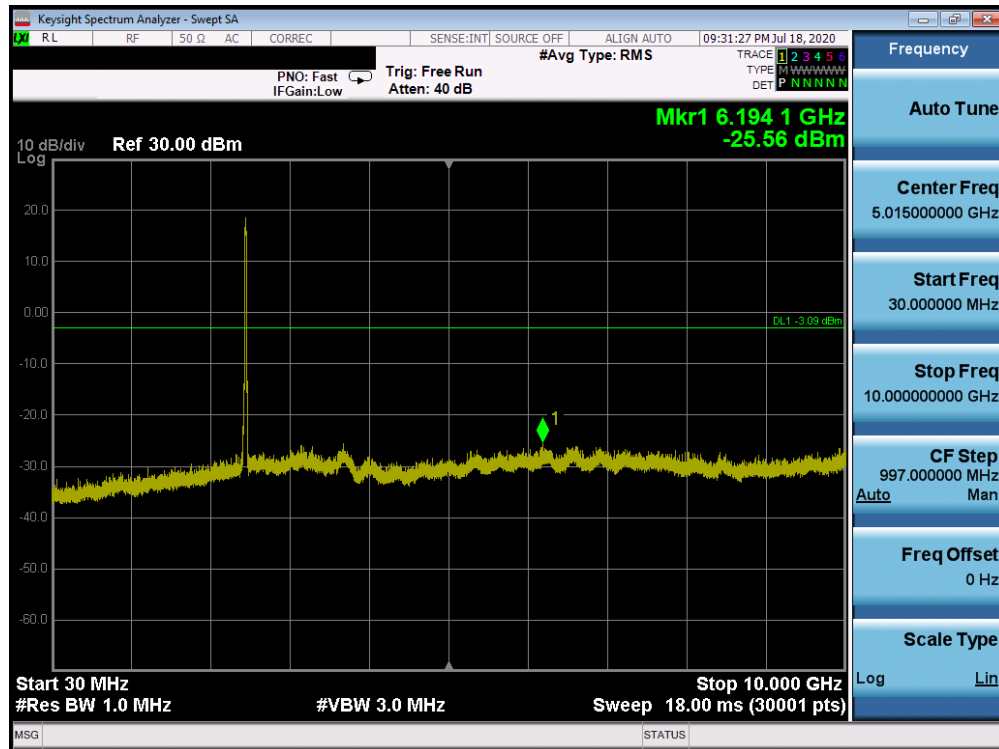


Plot 7-137. Conducted Spurious Plot Antenna 1a (802.11ax OFDMA – RU242 – Ch. 6)

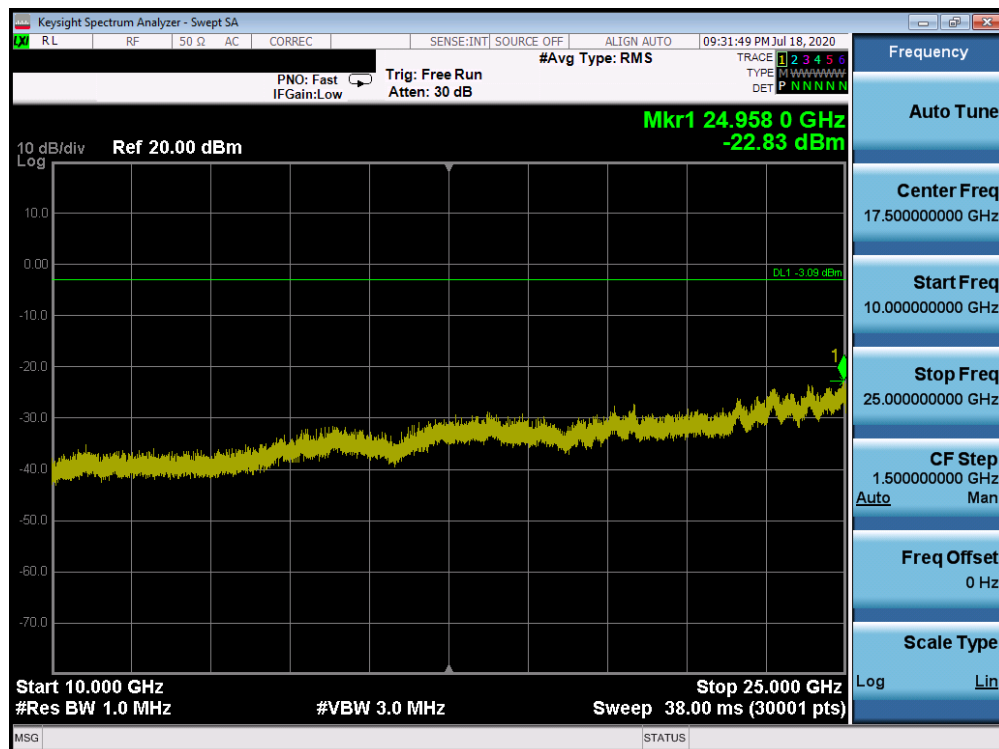


Plot 7-138. Conducted Spurious Plot Antenna 1a (802.11ax OFDMA – RU242 – Ch. 6)

FCC ID: BCGA2324	PCTEST Proud to be part of element	MEASUREMENT REPORT (CERTIFICATION)	Approved by: Quality Manager
Test Report S/N: 1C2004270029-07.BCG	Test Dates: 07/16/2020 - 09/09/2020	EUT Type: Tablet Device	Page 101 of 169



Plot 7-139. Conducted Spurious Plot Antenna 1a (802.11ax OFDMA – RU242 – Ch. 11)



Plot 7-140. Conducted Spurious Plot Antenna 1a (802.11ax OFDMA – RU242 – Ch. 11)

FCC ID: BCGA2324	 PCTEST Proud to be part of 	MEASUREMENT REPORT (CERTIFICATION)	Approved by: Quality Manager
Test Report S/N: 1C2004270029-07.BCG	Test Dates: 07/16/2020 - 09/09/2020	EUT Type: Tablet Device	Page 102 of 169

7.7 Radiated Spurious Emissions – Above 1 GHz

§15.247(d) §15.205 & §15.209; RSS-Gen [8.9]

Test Overview and Limit

All out of band radiated spurious emissions are measured with a spectrum analyzer connected to a receive antenna while the EUT is operating at its maximum duty cycle, at maximum power, and at the appropriate frequencies. All data rates and modes were investigated for radiated spurious emissions. Only the radiated emissions of the configuration that produced the worst case emissions are reported in this section.

All out of band emissions appearing in a restricted band as specified in Section 15.205 of the Title 47 CFR and Table 7 of RSS-Gen (8.10) must not exceed the limits shown in Table 7-19 per Section 15.209 and RSS-Gen (8.9).

Frequency	Field Strength [μV/m]	Measured Distance [Meters]
Above 960.0 MHz	500	3

Table 7-19. Radiated Limits

Test Procedures Used

ANSI C63.10-2013 – Section 6.6.4.3

KDB 558074 D01 v05r02 – Sections 8.6, 8.7

Test Settings

Average Field Strength Measurements

1. Analyzer center frequency was set to the frequency of the radiated spurious emission of interest
2. RBW = 1MHz
3. VBW = 3MHz
4. Detector = power average (RMS)
5. Number of measurement points = 1001 (Number of points must be $\geq 2 \times \text{span/RBW}$)
6. Sweep time = auto
7. Trace (RMS) averaging was performed over at least 100 traces

Peak Field Strength Measurements

1. Analyzer center frequency was set to the frequency of the radiated spurious emission of interest
2. RBW = 1MHz
3. VBW = 3MHz
4. Detector = peak
5. Sweep time = auto couple
6. Trace mode = max hold
7. Trace was allowed to stabilize

FCC ID: BCGA2324		MEASUREMENT REPORT (CERTIFICATION)	Approved by: Quality Manager
Test Report S/N: 1C2004270029-07.BCG	Test Dates: 07/16/2020 - 09/09/2020	EUT Type: Tablet Device	Page 103 of 169

Test Setup

The EUT and measurement equipment were set up as shown in the diagram below.

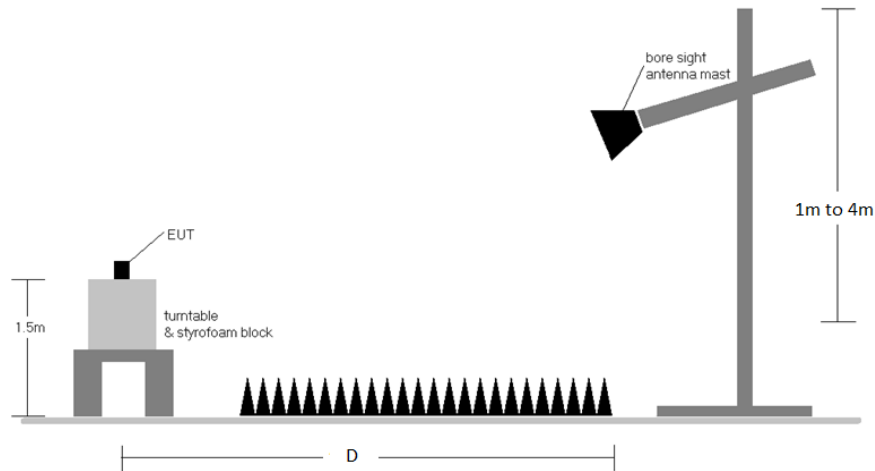


Figure 7-6. Radiated Measurement Setup

Test Notes

1. The optional test procedures for antenna port conducted measurements of unwanted emissions per the guidance of KDB 558074 D01 v05r02 were not used to evaluate this device for compliance to radiated limits. All Radiated Spurious Emissions levels were measured in a radiated test setup.
2. All emissions lying in restricted bands specified in Section 15.205 and Section 8.10 of RSS-Gen are below the limit shown in Table 7-19.
3. The antenna is manipulated through typical positions, polarity and length during the tests. The EUT is manipulated through three orthogonal planes.
4. This unit was tested with its standard battery.
5. The spectrum is measured from 9kHz to the 10th harmonic of the fundamental frequency of the transmitter using CISPR quasi peak detector below 1GHz. Above 1 GHz, average and peak measurements were taken using linearly polarized horn antennas. The worst-case emissions are reported however emissions whose levels were not within 20dB of the respective limits were not reported.
6. D is the measurement test distance and emissions 1-18GHz were measured at a 3 meters test distance while emissions above 18GHz were measured at a 1 meter test distance with the application of a distance correction factor.
7. The wide spectrum spurious emissions plots shown on the following pages are used only for the purpose of emission identification. Any emissions found to be within 20dB of the limit are fully investigated and the results are shown in this section.
8. The "-" shown in the following RSE tables are used to denote a noise floor measurement.
9. All data rates were investigated and only the worst case is reported.
10. For radiated measurements, emissions were investigated for the fully-loaded RU configuration and for all the partially-loaded RU configurations. Among all of the available partially-loaded RU configurations, only the configuration with the worst case emissions is reported.

FCC ID: BCGA2324	PCTEST Proud to be part of element	MEASUREMENT REPORT (CERTIFICATION)	Approved by: Quality Manager
Test Report S/N: 1C2004270029-07.BCG	Test Dates: 07/16/2020 - 09/09/2020	EUT Type: Tablet Device	Page 104 of 169

Sample Calculations

Determining Spurious Emissions Levels

- Field Strength Level $_{[dB\mu V/m]} = \text{Analyzer Level }_{[dBm]} + 107 + \text{AFCL }_{[dB/m]}$
- $\text{AFCL }_{[dB/m]} = \text{Antenna Factor }_{[dB/m]} + \text{Cable Loss }_{[dB]} - \text{Preamplifier Gain }_{[dB]}$
- $\text{Margin }_{[dB]} = \text{Field Strength Level }_{[dB\mu V/m]} - \text{Limit }_{[dB\mu V/m]}$

Radiated Band Edge Measurement Offset

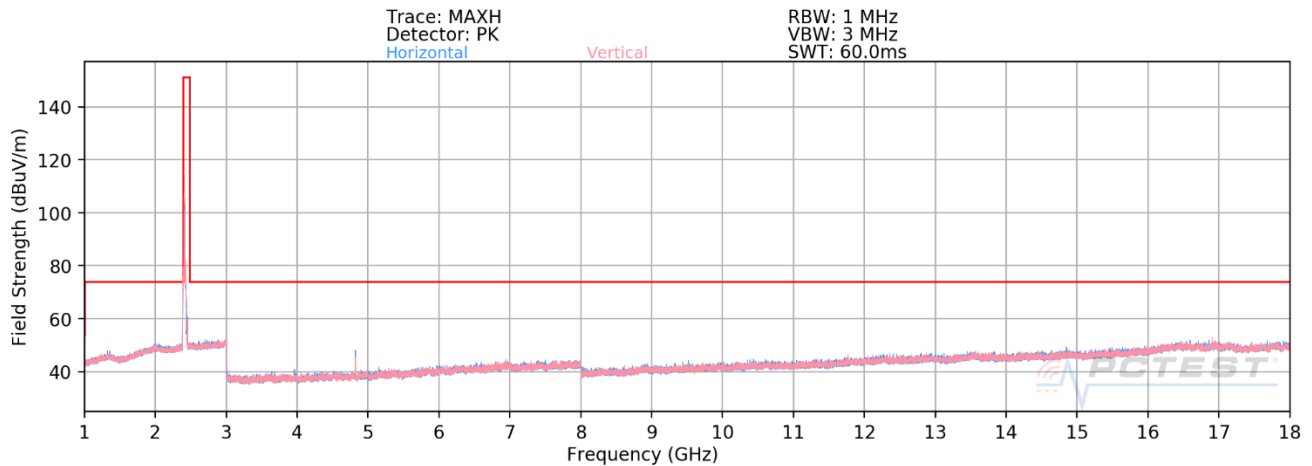
- The amplitude offset shown in the radiated restricted band edge plots in Section 7.7 was calculated using the formula:

$$\text{Offset (dB)} = (\text{Antenna Factor} + \text{Cable Loss} + \text{Attenuator}) - \text{Preamplifier Gain}$$

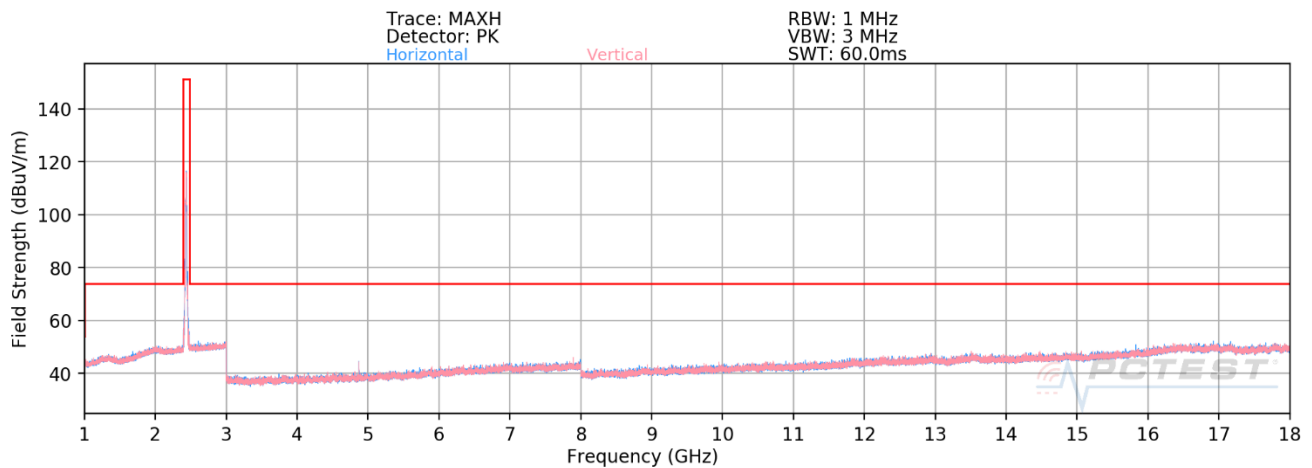
FCC ID: BCGA2324		MEASUREMENT REPORT (CERTIFICATION)	Approved by: Quality Manager
Test Report S/N: 1C2004270029-07.BCG	Test Dates: 07/16/2020 - 09/09/2020	EUT Type: Tablet Device	Page 105 of 169

7.7.1 Antenna 3a Radiated Spurious Emission Measurements

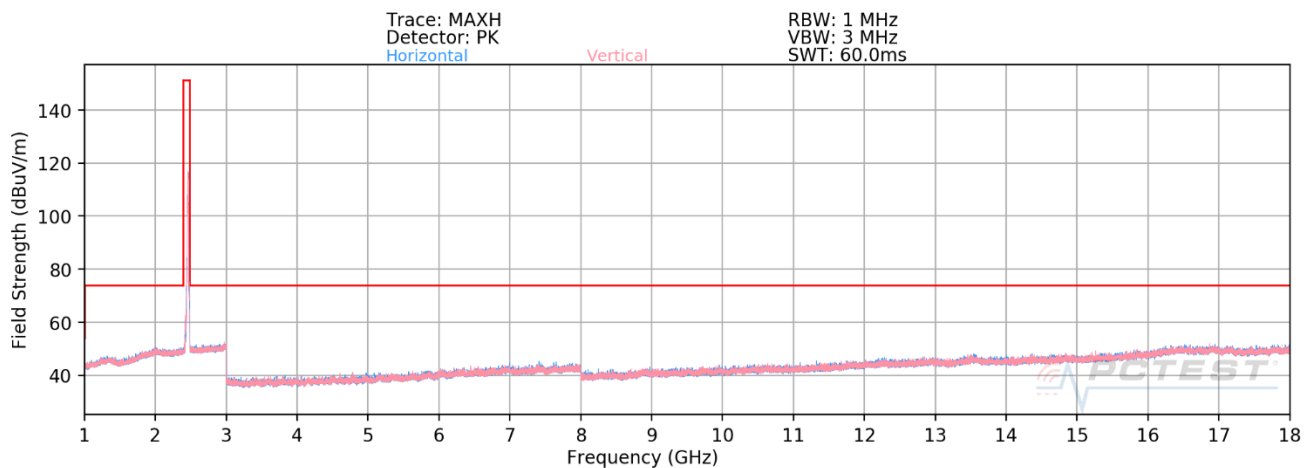
§15.247(d) §15.205 & §15.209; RSS-Gen [8.9]



Plot 7-141. Radiated Spurious Emissions above 1GHz Antenna 3a (802.11ax OFDMA – RU26 – Ch. 1)

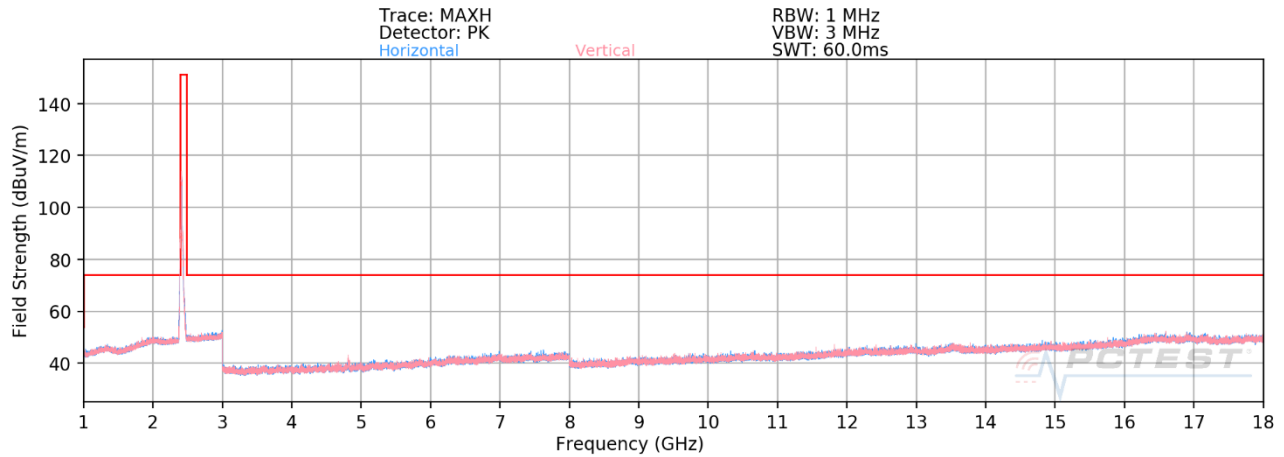


Plot 7-142. Radiated Spurious Emissions above 1GHz Antenna 3a (802.11ax OFDMA – RU26 – Ch. 6)

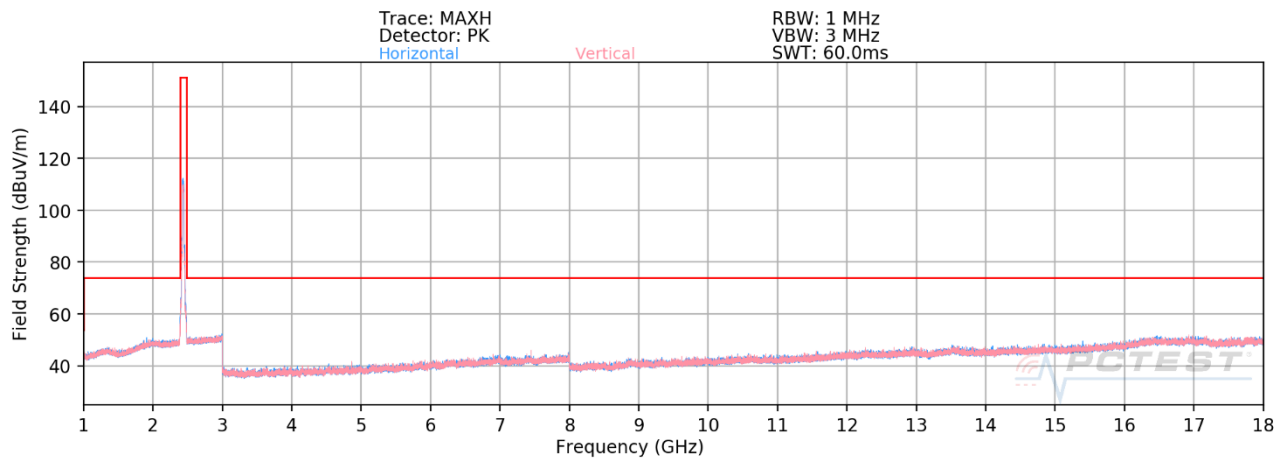


Plot 7-143. Radiated Spurious Emissions above 1GHz Antenna 3a (802.11ax OFDMA – RU26 – Ch. 11)

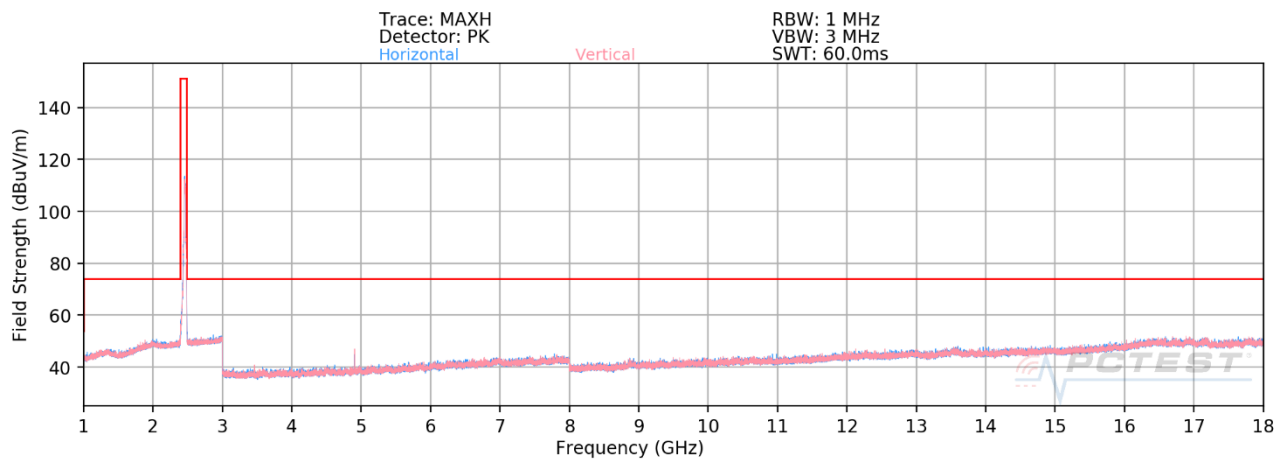
FCC ID: BCGA2324	 PCTEST Proud to be part of 	MEASUREMENT REPORT (CERTIFICATION)	Approved by: Quality Manager
Test Report S/N: 1C2004270029-07.BCG	Test Dates: 07/16/2020 - 09/09/2020	EUT Type: Tablet Device	Page 106 of 169



Plot 7-144. Radiated Spurious Emissions above 1GHz Antenna 3a (802.11ax OFDMA – RU242 – Ch. 1)



Plot 7-145. Radiated Spurious Emissions above 1GHz Antenna 3a (802.11ax OFDMA – RU242 – Ch. 6)



Plot 7-146. Radiated Spurious Emissions above 1GHz Antenna 3a (802.11ax OFDMA – RU242 – Ch. 11)

FCC ID: BCGA2324	PCTEST Proud to be part of element	MEASUREMENT REPORT (CERTIFICATION)	Approved by: Quality Manager
Test Report S/N: 1C2004270029-07.BCG	Test Dates: 07/16/2020 - 09/09/2020	EUT Type: Tablet Device	Page 107 of 169

Antenna 3a Radiated Spurious Emission Measurements

§15.247(d) §15.205 & §15.209; RSS-Gen [8.9]

Worst Case Mode: 802.11ax OFDMA
Worst Case Transfer Rate: MCS9
RU Index: 4
Distance of Measurements: 3 Meters
Operating Frequency: 2412MHz
Channel: 01

Frequency [MHz]	Detector	Ant. Pol. [H/V]	Antenna Height [cm]	Turntable Azimuth [degree]	Analyzer Level [dBm]	AFCL [dB/m]	Field Strength [dBμV/m]	Limit [dBμV/m]	Margin [dB]
4824.00	Avg	V	109	247	-73.33	7.19	40.86	53.98	-13.12
4824.00	Peak	V	109	247	-59.82	7.19	54.37	73.98	-19.61
12060.00	Avg	V	-	-	-85.33	16.60	38.27	53.98	-15.71
12060.00	Peak	V	-	-	-73.16	16.60	50.44	73.98	-23.54

Table 7-20. Radiated Measurements Antenna 3a (RU26)

Worst Case Mode: 802.11ax OFDMA
Worst Case Transfer Rate: MCS9
RU Index: 4
Distance of Measurements: 3 Meters
Operating Frequency: 2437MHz
Channel: 06

Frequency [MHz]	Detector	Ant. Pol. [H/V]	Antenna Height [cm]	Turntable Azimuth [degree]	Analyzer Level [dBm]	AFCL [dB/m]	Field Strength [dBμV/m]	Limit [dBμV/m]	Margin [dB]
4874.00	Avg	V	101	250	-73.57	7.25	40.68	53.98	-13.30
4874.00	Peak	V	101	250	-59.72	7.25	54.53	73.98	-19.45
7311.00	Avg	V	-	-	-82.33	10.45	35.12	53.98	-18.86
7311.00	Peak	V	-	-	-71.21	10.45	46.24	73.98	-27.74
12185.00	Avg	V	-	-	-84.91	16.29	38.38	53.98	-15.60
12185.00	Peak	V	-	-	-73.44	16.29	49.85	73.98	-24.13

Table 7-21. Radiated Measurements Antenna 3a (RU26)

FCC ID: BCGA2324		MEASUREMENT REPORT (CERTIFICATION)	Approved by: Quality Manager
Test Report S/N: 1C2004270029-07.BCG	Test Dates: 07/16/2020 - 09/09/2020	EUT Type: Tablet Device	Page 108 of 169

Worst Case Mode: 802.11ax OFDMA
Worst Case Transfer Rate: MCS9
RU Index: 4
Distance of Measurements: 3 Meters
Operating Frequency: 2462MHz
Channel: 11

Frequency [MHz]	Detector	Ant. Pol. [H/V]	Antenna Height [cm]	Turntable Azimuth [degree]	Analyzer Level [dBm]	AFCL [dB/m]	Field Strength [dBμV/m]	Limit [dBμV/m]	Margin [dB]
4924.00	Avg	V	-	-	-82.25	8.16	32.91	53.98	-21.07
4924.00	Peak	V	-	-	-71.08	8.16	44.08	73.98	-29.90
7386.00	Avg	V	-	-	-82.70	11.60	35.90	53.98	-18.08
7386.00	Peak	V	-	-	-71.02	11.60	47.58	73.98	-26.40
12310.00	Avg	V	-	-	-85.41	17.01	38.60	53.98	-15.38
12310.00	Peak	V	-	-	-73.68	17.01	50.33	73.98	-23.65

Table 7-22. Radiated Measurements Antenna 3a (RU26)

Worst Case Mode: 802.11ax OFDMA
Worst Case Transfer Rate: MCS9
RU Index: 61
Distance of Measurements: 3 Meters
Operating Frequency: 2412MHz
Channel: 01

Frequency [MHz]	Detector	Ant. Pol. [H/V]	Antenna Height [cm]	Turntable Azimuth [degree]	Analyzer Level [dBm]	AFCL [dB/m]	Field Strength [dBμV/m]	Limit [dBμV/m]	Margin [dB]
4824.00	Avg	H	122	112	-76.25	7.19	37.94	53.98	-16.04
4824.00	Peak	H	122	112	-62.50	7.19	51.69	73.98	-22.29
12060.00	Avg	H	-	-	-84.36	16.60	39.24	53.98	-14.74
12060.00	Peak	H	-	-	-73.73	16.60	49.87	73.98	-24.11

Table 7-23. Radiated Measurements Antenna 3a (RU242)

FCC ID: BCGA2324		MEASUREMENT REPORT (CERTIFICATION)	Approved by: Quality Manager
Test Report S/N: 1C2004270029-07.BCG	Test Dates: 07/16/2020 - 09/09/2020	EUT Type: Tablet Device	Page 109 of 169

Worst Case Mode: 802.11ax OFDMA
Worst Case Transfer Rate: MCS9
RU Index: 61
Distance of Measurements: 3 Meters
Operating Frequency: 2437MHz
Channel: 06

Frequency [MHz]	Detector	Ant. Pol. [H/V]	Antenna Height [cm]	Turntable Azimuth [degree]	Analyzer Level [dBm]	AFCL [dB/m]	Field Strength [dBμV/m]	Limit [dBμV/m]	Margin [dB]
4874.00	Avg	H	-	-	-80.63	7.25	33.62	53.98	-20.36
4874.00	Peak	H	-	-	-68.62	7.25	45.63	73.98	-28.35
7311.00	Avg	H	-	-	-82.50	10.45	34.95	53.98	-19.03
7311.00	Peak	H	-	-	-71.76	10.45	45.69	73.98	-28.29
12185.00	Avg	H	-	-	-84.94	16.29	38.35	53.98	-15.63
12185.00	Peak	H	-	-	-73.31	16.29	49.98	73.98	-24.00

Table 7-24. Radiated Measurements Antenna 3a (RU242)

Worst Case Mode: 802.11ax OFDMA
Worst Case Transfer Rate: MCS9
RU Index: 61
Distance of Measurements: 3 Meters
Operating Frequency: 2462MHz
Channel: 11

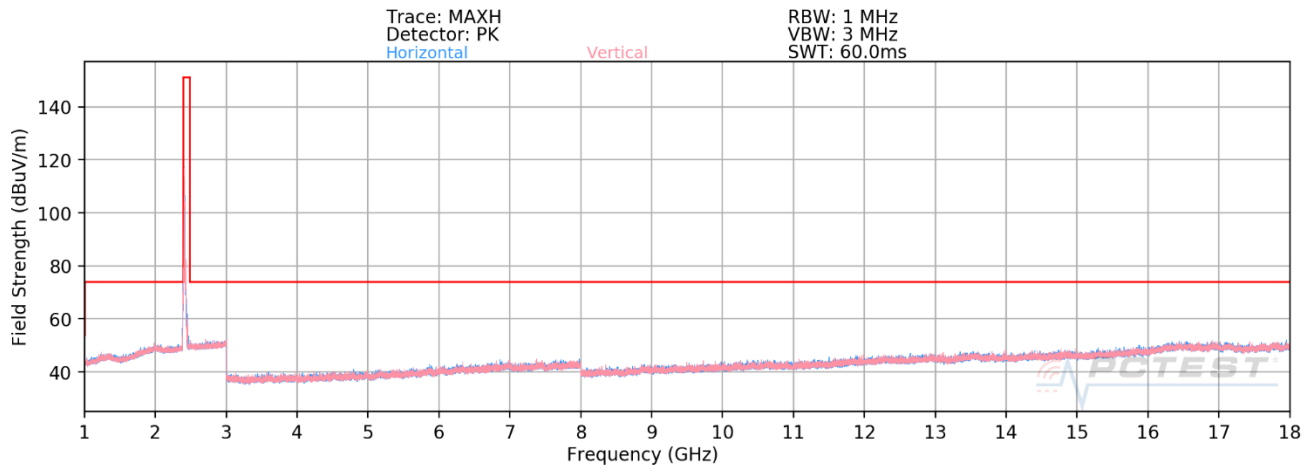
Frequency [MHz]	Detector	Ant. Pol. [H/V]	Antenna Height [cm]	Turntable Azimuth [degree]	Analyzer Level [dBm]	AFCL [dB/m]	Field Strength [dBμV/m]	Limit [dBμV/m]	Margin [dB]
4924.00	Avg	H	101	286	-73.17	8.16	41.99	53.98	-11.99
4924.00	Peak	H	101	286	-58.30	8.16	56.86	73.98	-17.12
7386.00	Avg	H	-	-	-82.51	11.60	36.09	53.98	-17.89
7386.00	Peak	H	-	-	-70.84	11.60	47.76	73.98	-26.22
12310.00	Avg	H	-	-	-84.98	17.01	39.03	53.98	-14.95
12310.00	Peak	H	-	-	-74.30	17.01	49.71	73.98	-24.27

Table 7-25. Radiated Measurements Antenna 3a (RU242)

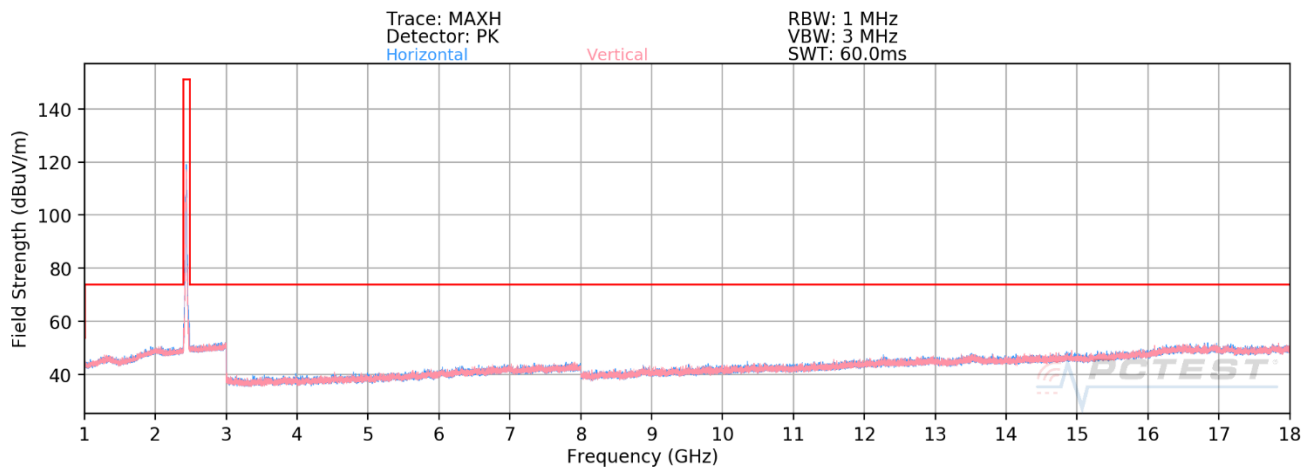
FCC ID: BCGA2324		MEASUREMENT REPORT (CERTIFICATION)	Approved by: Quality Manager
Test Report S/N: 1C2004270029-07.BCG	Test Dates: 07/16/2020 - 09/09/2020	EUT Type: Tablet Device	Page 110 of 169

7.7.2 Antenna 1a Radiated Spurious Emission Measurements

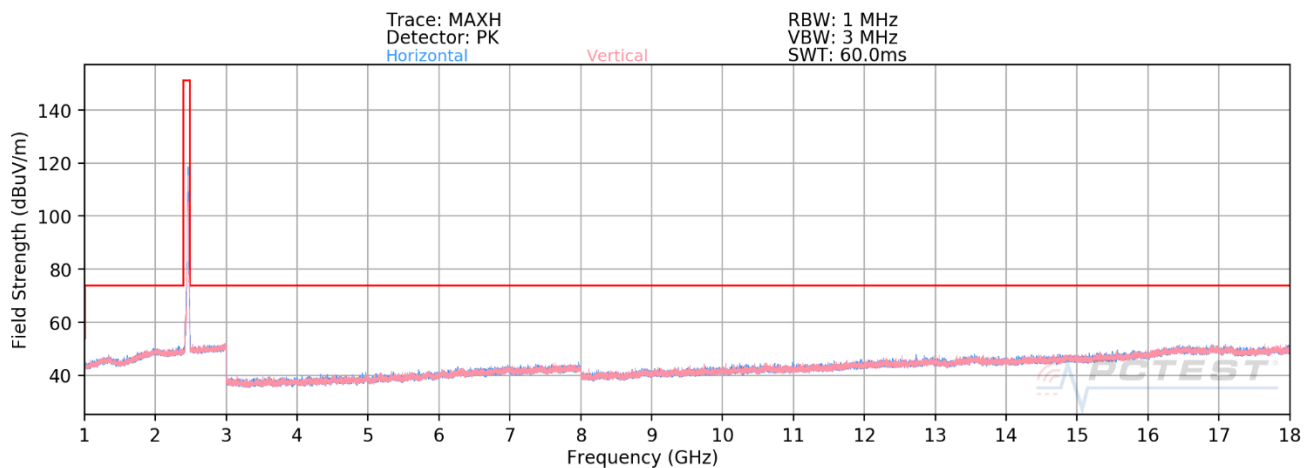
§15.247(d) §15.205 & §15.209; RSS-Gen [8.9]



Plot 7-147. Radiated Spurious Emissions above 1GHz Antenna 1a (802.11ax OFDMA – RU26 – Ch. 1)

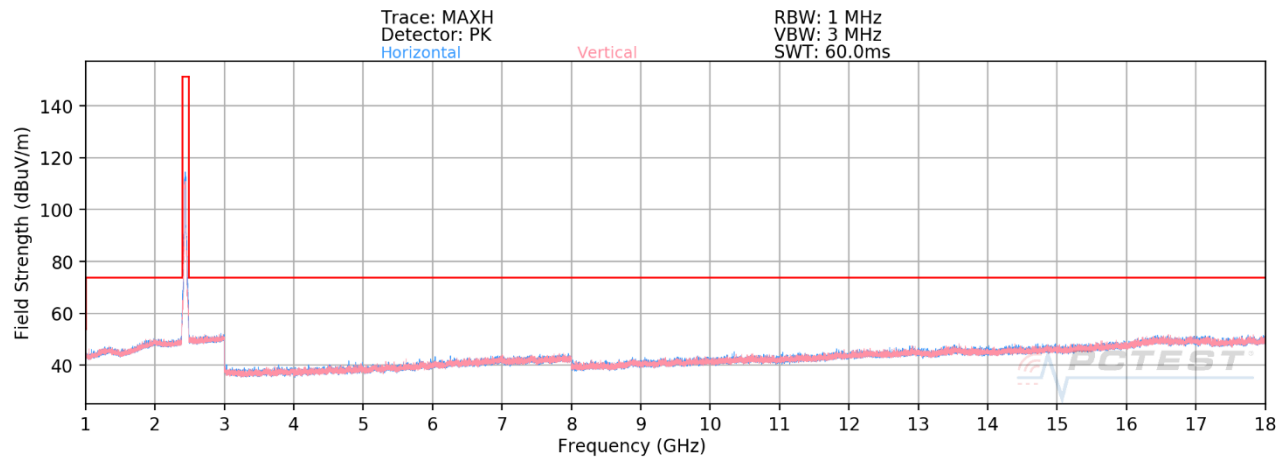


Plot 7-148. Radiated Spurious Emissions above 1GHz Antenna 1a (802.11ax OFDMA – RU26 – Ch. 6)

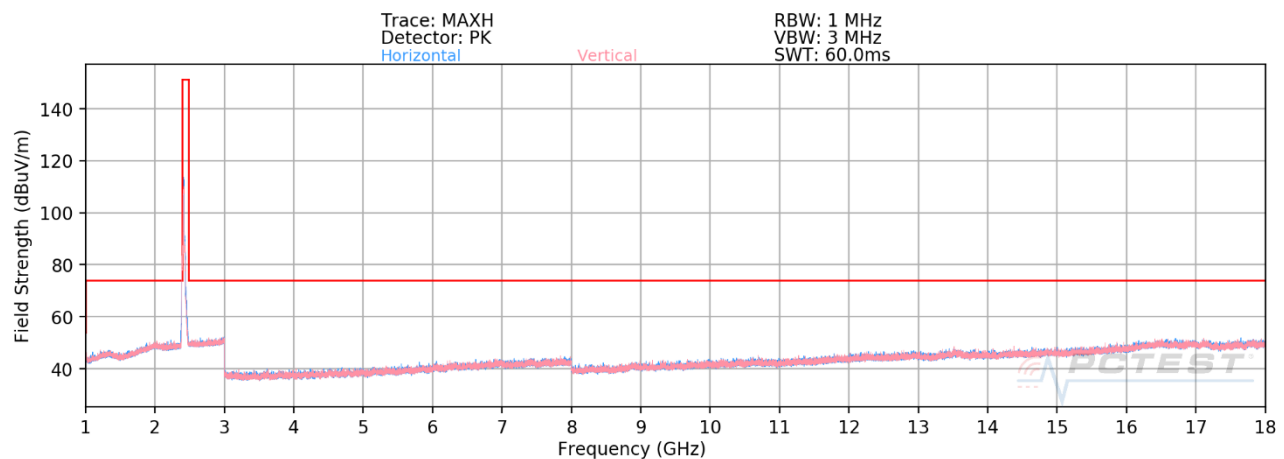


Plot 7-149. Radiated Spurious Emissions above 1GHz Antenna 1a (802.11ax OFDMA – RU26 – Ch. 11)

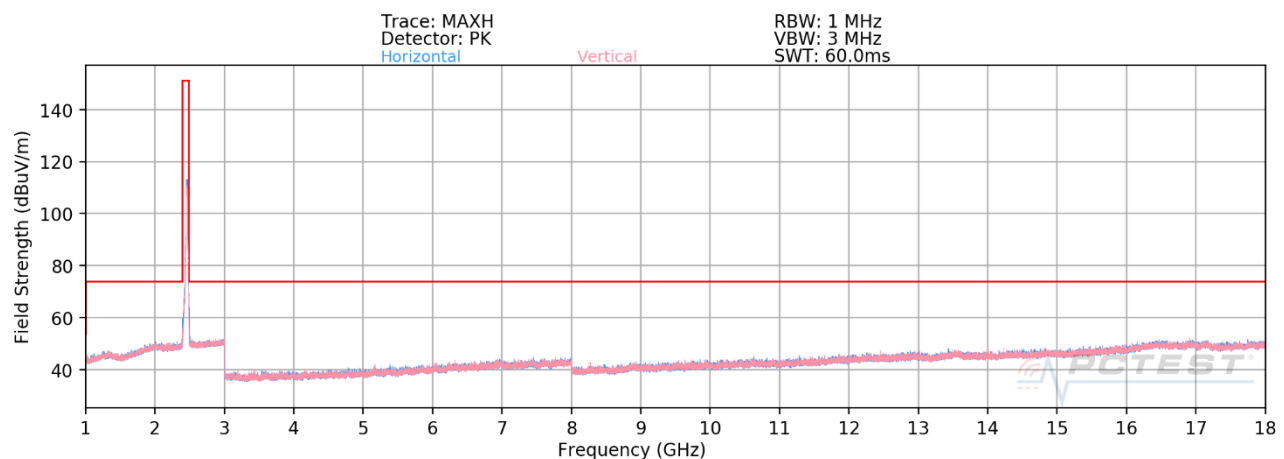
FCC ID: BCGA2324	PCTEST Proud to be part of element	MEASUREMENT REPORT (CERTIFICATION)	Approved by: Quality Manager
Test Report S/N: 1C2004270029-07.BCG	Test Dates: 07/16/2020 - 09/09/2020	EUT Type: Tablet Device	Page 111 of 169



Plot 7-150. Radiated Spurious Emissions above 1GHz Antenna 1a (802.11ax OFDMA – RU242 – Ch. 1)



Plot 7-151. Radiated Spurious Emissions above 1GHz Antenna 1a (802.11ax OFDMA – RU242 – Ch. 6)



Plot 7-152. Radiated Spurious Emissions above 1GHz Antenna 1a (802.11ax OFDMA – RU242 – Ch. 11)

FCC ID: BCGA2324	PCTEST Proud to be part of element	MEASUREMENT REPORT (CERTIFICATION)	Approved by: Quality Manager
Test Report S/N: 1C2004270029-07.BCG	Test Dates: 07/16/2020 - 09/09/2020	EUT Type: Tablet Device	Page 112 of 169

Antenna 1a Radiated Spurious Emission Measurements

§15.247(d) §15.205 & §15.209; RSS-Gen [8.9]

Worst Case Mode: 802.11ax OFDMA
Worst Case Transfer Rate: MCS9
RU Index: 4
Distance of Measurements: 3 Meters
Operating Frequency: 2412MHz
Channel: 01

Frequency [MHz]	Detector	Ant. Pol. [H/V]	Antenna Height [cm]	Turntable Azimuth [degree]	Analyzer Level [dBm]	AFCL [dB/m]	Field Strength [dBμV/m]	Limit [dBμV/m]	Margin [dB]
4824.00	Avg	V	113	202	-81.12	7.19	33.07	53.98	-20.91
4824.00	Peak	V	113	202	-69.73	7.19	44.46	73.98	-29.52
12060.00	Avg	V	-	-	-85.33	16.60	38.27	53.98	-15.71
12060.00	Peak	V	-	-	-73.10	16.60	50.50	73.98	-23.48

Table 7-26. Radiated Measurements Antenna 1a (RU26)

Worst Case Mode: 802.11ax OFDMA
Worst Case Transfer Rate: MCS9
RU Index: 4
Distance of Measurements: 3 Meters
Operating Frequency: 2437MHz
Channel: 06

Frequency [MHz]	Detector	Ant. Pol. [H/V]	Antenna Height [cm]	Turntable Azimuth [degree]	Analyzer Level [dBm]	AFCL [dB/m]	Field Strength [dBμV/m]	Limit [dBμV/m]	Margin [dB]
4874.00	Avg	V	-	-	-81.07	7.25	33.18	53.98	-20.80
4874.00	Peak	V	-	-	-69.52	7.25	44.73	73.98	-29.25
7311.00	Avg	V	-	-	-82.23	10.45	35.22	53.98	-18.76
7311.00	Peak	V	-	-	-70.54	10.45	46.91	73.98	-27.07
12185.00	Avg	V	-	-	-84.98	16.29	38.31	53.98	-15.67
12185.00	Peak	V	-	-	-73.36	16.29	49.93	73.98	-24.05

Table 7-27. Radiated Measurements Antenna 1a (RU26)

FCC ID: BCGA2324		MEASUREMENT REPORT (CERTIFICATION)	Approved by: Quality Manager
Test Report S/N: 1C2004270029-07.BCG	Test Dates: 07/16/2020 - 09/09/2020	EUT Type: Tablet Device	Page 113 of 169

Worst Case Mode: 802.11ax OFDMA
Worst Case Transfer Rate: MCS9
RU Index: 4
Distance of Measurements: 3 Meters
Operating Frequency: 2462MHz
Channel: 11

Frequency [MHz]	Detector	Ant. Pol. [H/V]	Antenna Height [cm]	Turntable Azimuth [degree]	Analyzer Level [dBm]	AFCL [dB/m]	Field Strength [dBμV/m]	Limit [dBμV/m]	Margin [dB]
4924.00	Avg	V	-	-	-82.22	8.16	32.94	53.98	-21.04
4924.00	Peak	V	-	-	-70.41	8.16	44.75	73.98	-29.23
7386.00	Avg	V	-	-	-82.59	11.60	36.01	53.98	-17.97
7386.00	Peak	V	-	-	-71.06	11.60	47.54	73.98	-26.44
12310.00	Avg	V	-	-	-85.55	17.01	38.46	53.98	-15.52
12310.00	Peak	V	-	-	-74.64	17.01	49.37	73.98	-24.61

Table 7-28. Radiated Measurements Antenna 1a (RU26)

Worst Case Mode: 802.11ax OFDMA
Worst Case Transfer Rate: MCS9
RU Index: 61
Distance of Measurements: 3 Meters
Operating Frequency: 2412MHz
Channel: 01

Frequency [MHz]	Detector	Ant. Pol. [H/V]	Antenna Height [cm]	Turntable Azimuth [degree]	Analyzer Level [dBm]	AFCL [dB/m]	Field Strength [dBμV/m]	Limit [dBμV/m]	Margin [dB]
4824.00	Avg	V	-	-	-80.59	7.19	33.60	53.98	-20.38
4824.00	Peak	V	-	-	-68.98	7.19	45.21	73.98	-28.77
12060.00	Avg	V	-	-	-85.57	16.60	38.03	53.98	-15.95
12060.00	Peak	V	-	-	-72.96	16.60	50.64	73.98	-23.34

Table 7-29. Radiated Measurements Antenna 1a (RU242)

FCC ID: BCGA2324		MEASUREMENT REPORT (CERTIFICATION)	Approved by: Quality Manager
Test Report S/N: 1C2004270029-07.BCG	Test Dates: 07/16/2020 - 09/09/2020	EUT Type: Tablet Device	Page 114 of 169

Worst Case Mode: 802.11ax OFDMA
Worst Case Transfer Rate: MCS9
RU Index: 61
Distance of Measurements: 3 Meters
Operating Frequency: 2437MHz
Channel: 06

Frequency [MHz]	Detector	Ant. Pol. [H/V]	Antenna Height [cm]	Turntable Azimuth [degree]	Analyzer Level [dBm]	AFCL [dB/m]	Field Strength [dBμV/m]	Limit [dBμV/m]	Margin [dB]
4874.00	Avg	V	-	-	-80.76	7.25	33.49	53.98	-20.49
4874.00	Peak	V	-	-	-69.75	7.25	44.50	73.98	-29.48
7311.00	Avg	V	-	-	-81.81	10.45	35.64	53.98	-18.34
7311.00	Peak	V	-	-	-70.19	10.45	47.26	73.98	-26.72
12185.00	Avg	V	-	-	-83.87	16.29	39.42	53.98	-14.56
12185.00	Peak	V	-	-	-73.28	16.29	50.01	73.98	-23.97

Table 7-30. Radiated Measurements Antenna 1a (RU242)

Worst Case Mode: 802.11ax OFDMA
Worst Case Transfer Rate: MCS9
RU Index: 61
Distance of Measurements: 3 Meters
Operating Frequency: 2462MHz
Channel: 11

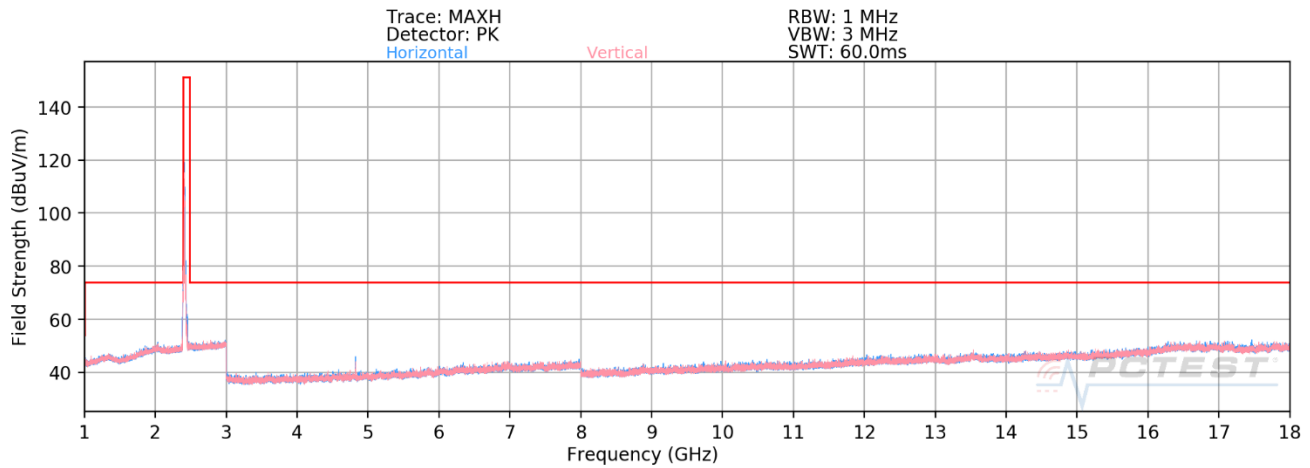
Frequency [MHz]	Detector	Ant. Pol. [H/V]	Antenna Height [cm]	Turntable Azimuth [degree]	Analyzer Level [dBm]	AFCL [dB/m]	Field Strength [dBμV/m]	Limit [dBμV/m]	Margin [dB]
4924.00	Avg	V	-	-	-81.99	8.16	33.17	53.98	-20.81
4924.00	Peak	V	-	-	-70.53	8.16	44.63	73.98	-29.35
7386.00	Avg	V	-	-	-82.10	11.60	36.50	53.98	-17.48
7386.00	Peak	V	-	-	-70.58	11.60	48.02	73.98	-25.96
12310.00	Avg	V	-	-	-85.83	17.01	38.18	53.98	-15.80
12310.00	Peak	V	-	-	-74.18	17.01	49.83	73.98	-24.15

Table 7-31. Radiated Measurements Antenna 1a (RU242)

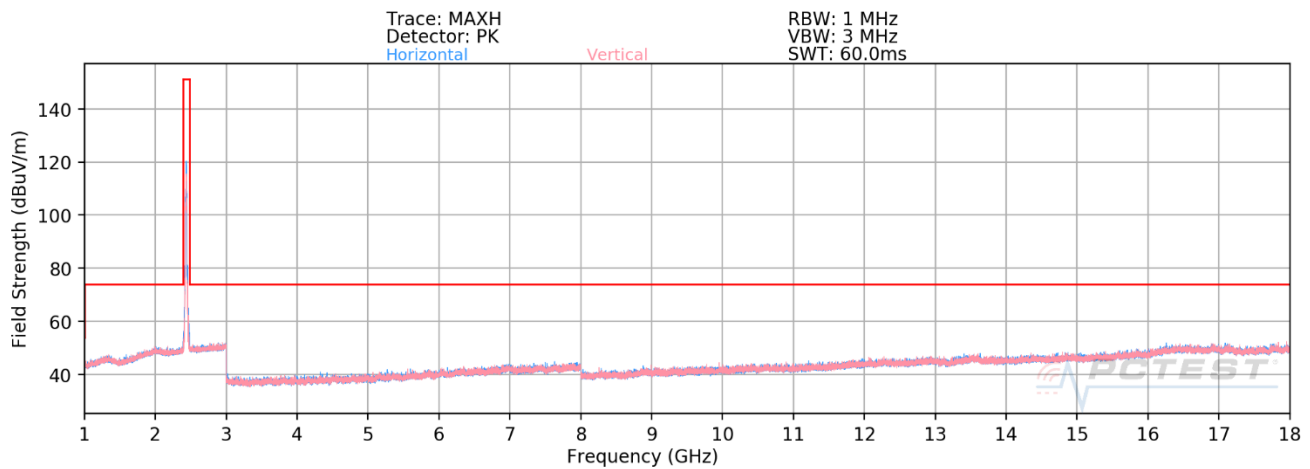
FCC ID: BCGA2324		MEASUREMENT REPORT (CERTIFICATION)	Approved by: Quality Manager
Test Report S/N: 1C2004270029-07.BCG	Test Dates: 07/16/2020 - 09/09/2020	EUT Type: Tablet Device	Page 115 of 169

7.7.3 CDD Radiated Spurious Emission Measurements

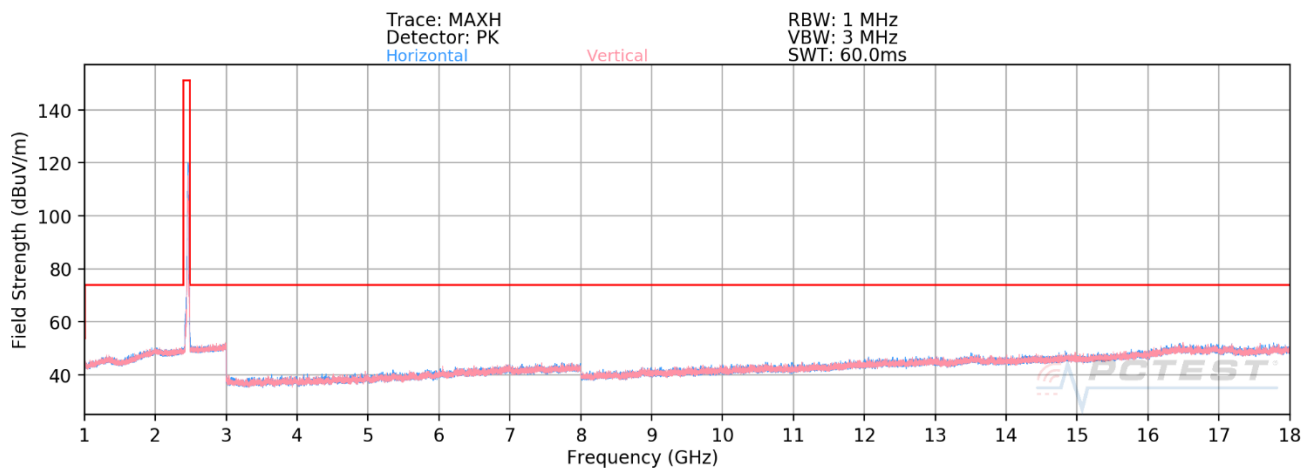
§15.247(d) §15.205 & §15.209; RSS-Gen [8.9]



Plot 7-153. Radiated Spurious Emissions above 1GHz CDD (802.11ax OFDMA – RU26 – Ch. 1)

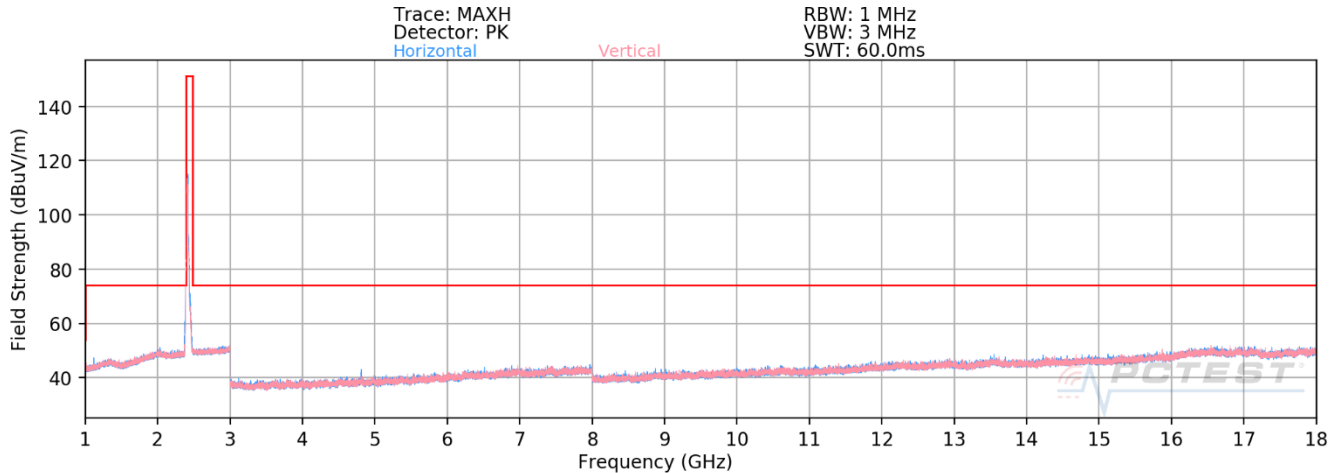


Plot 7-154. Radiated Spurious Emissions above 1GHz CDD (802.11ax OFDMA – RU26 – Ch. 6)

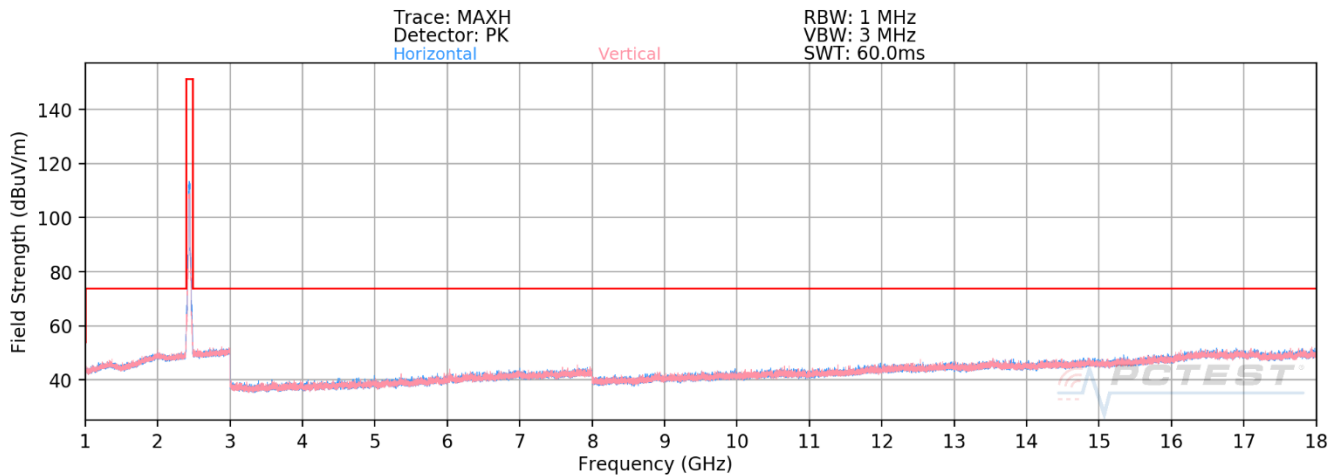


Plot 7-155. Radiated Spurious Emissions above 1GHz CDD (802.11ax OFDMA – RU26 – Ch. 11)

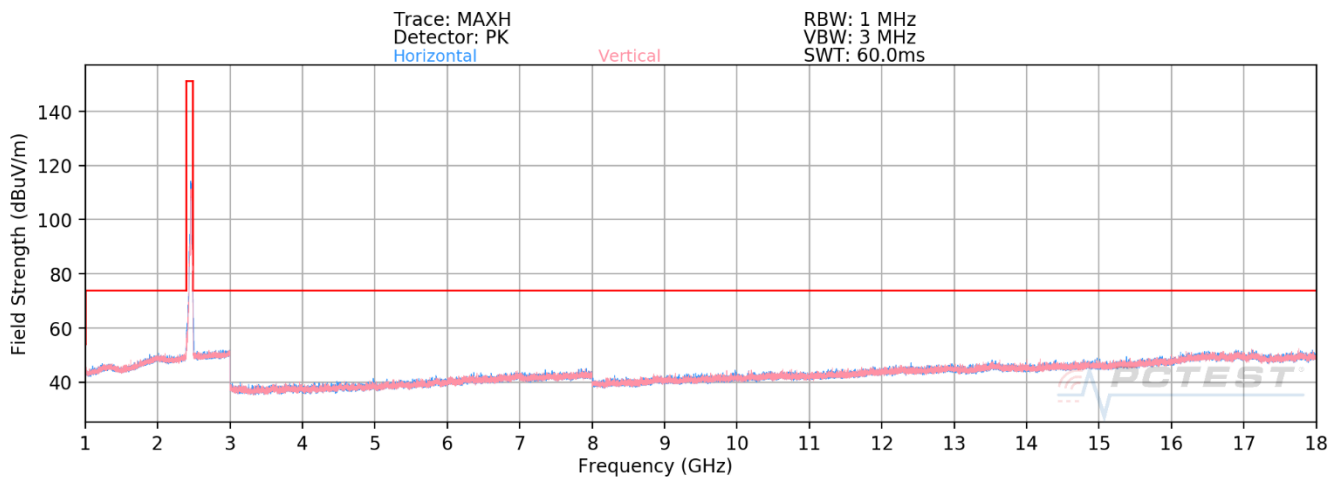
FCC ID: BCGA2324	PCTEST Proud to be part of element	MEASUREMENT REPORT (CERTIFICATION)	Approved by: Quality Manager
Test Report S/N: 1C2004270029-07.BCG	Test Dates: 07/16/2020 - 09/09/2020	EUT Type: Tablet Device	Page 116 of 169



Plot 7-156. Radiated Spurious Emissions above 1GHz CDD (802.11ax OFDMA – RU242 – Ch. 1)



Plot 7-157. Radiated Spurious Emissions above 1GHz CDD (802.11ax OFDMA – RU242 – Ch. 6)

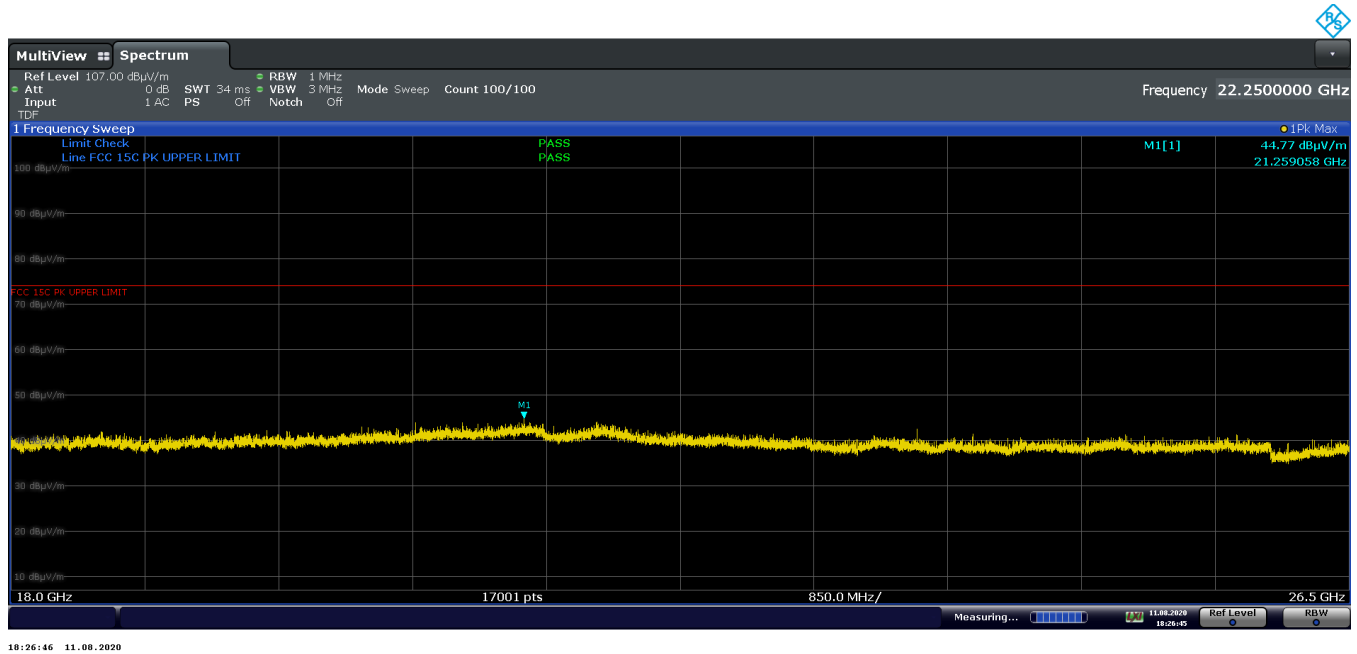


Plot 7-158. Radiated Spurious Emissions above 1GHz CDD (802.11ax OFDMA – RU242 – Ch. 11)

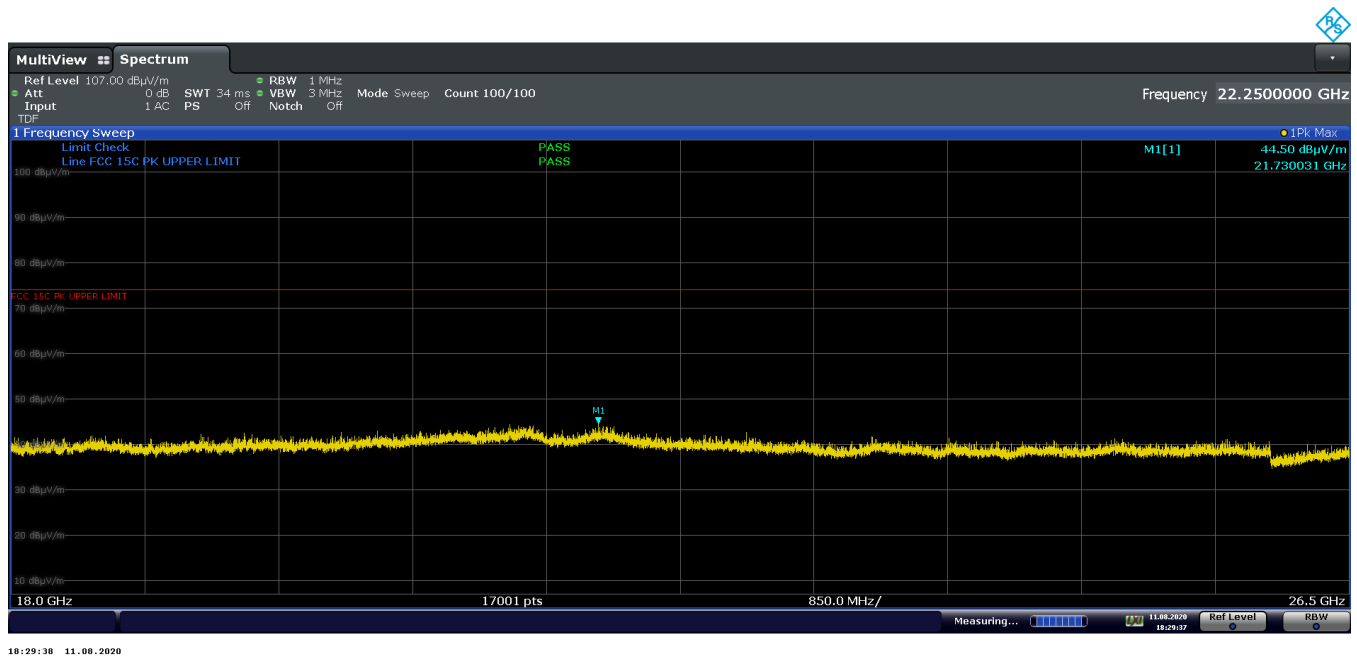
FCC ID: BCGA2324	PCTEST Proud to be part of element	MEASUREMENT REPORT (CERTIFICATION)	Approved by: Quality Manager
Test Report S/N: 1C2004270029-07.BCG	Test Dates: 07/16/2020 - 09/09/2020	EUT Type: Tablet Device	Page 117 of 169

CDD Radiated Spurious Emissions Measurements (Above 18GHz)

\$15.209; RSS-Gen [8.9]



Plot 7-159. Radiated Spurious Emissions above 18GHz CDD (802.11ax, Ch.6 – RU26, Pol H)



Plot 7-160. Radiated Spurious Emissions above 18GHz CDD (802.11ax, Ch.6 – RU26, Pol V)

FCC ID: BCGA2324	PCTEST Proud to be part of element	MEASUREMENT REPORT (CERTIFICATION)	Approved by: Quality Manager
Test Report S/N: 1C2004270029-07.BCG	Test Dates: 07/16/2020 - 09/09/2020	EUT Type: Tablet Device	Page 118 of 169

CDD Radiated Spurious Emission Measurements

§15.247(d) §15.205 & §15.209; RSS-Gen [8.9]

Worst Case Mode:	802.11ax OFDMA
Worst Case Transfer Rate:	MCS9
RU Index:	4
Distance of Measurements:	3 Meters
Operating Frequency:	2412MHz
Channel:	01

Frequency [MHz]	Detector	Ant. Pol. [H/V]	Antenna Height [cm]	Turntable Azimuth [degree]	Analyzer Level [dBm]	AFCL [dB/m]	Field Strength [dBμV/m]	Limit [dBμV/m]	Margin [dB]
4824.00	Avg	H	101	198	-73.06	7.19	41.13	53.98	-12.85
4824.00	Peak	H	101	198	-57.52	7.19	56.67	73.98	-17.31
12060.00	Avg	H	-	-	-85.05	16.60	38.55	53.98	-15.43
12060.00	Peak	H	-	-	-73.42	16.60	50.18	73.98	-23.80

Table 7-32. Radiated Measurements CDD (RU26)

Worst Case Mode:	802.11ax OFDMA
Worst Case Transfer Rate:	MCS9
RU Index:	4
Distance of Measurements:	3 Meters
Operating Frequency:	2437MHz
Channel:	06

Frequency [MHz]	Detector	Ant. Pol. [H/V]	Antenna Height [cm]	Turntable Azimuth [degree]	Analyzer Level [dBm]	AFCL [dB/m]	Field Strength [dBμV/m]	Limit [dBμV/m]	Margin [dB]
4874.00	Avg	H	101	201	-77.26	7.25	36.99	53.98	-16.99
4874.00	Peak	H	101	201	-63.96	7.25	50.29	73.98	-23.69
7311.00	Avg	H	-	-	-82.39	10.45	35.06	53.98	-18.92
7311.00	Peak	H	-	-	-70.67	10.45	46.78	73.98	-27.20
12185.00	Avg	H	-	-	-84.63	16.29	38.66	53.98	-15.32
12185.00	Peak	H	-	-	-73.42	16.29	49.87	73.98	-24.11

Table 7-33. Radiated Measurements CDD (RU26)

FCC ID: BCGA2324		MEASUREMENT REPORT (CERTIFICATION)	Approved by: Quality Manager
Test Report S/N: 1C2004270029-07.BCG	Test Dates: 07/16/2020 - 09/09/2020	EUT Type: Tablet Device	Page 119 of 169

Worst Case Mode: 802.11ax OFDMA
Worst Case Transfer Rate: MCS9
RU Index: 4
Distance of Measurements: 3 Meters
Operating Frequency: 2462MHz
Channel: 11

Frequency [MHz]	Detector	Ant. Pol. [H/V]	Antenna Height [cm]	Turntable Azimuth [degree]	Analyzer Level [dBm]	AFCL [dB/m]	Field Strength [dBμV/m]	Limit [dBμV/m]	Margin [dB]
4924.00	Avg	H	-	-	-82.19	8.16	32.97	53.98	-21.01
4924.00	Peak	H	-	-	-70.75	8.16	44.41	73.98	-29.57
7386.00	Avg	H	-	-	-82.81	11.60	35.79	53.98	-18.19
7386.00	Peak	H	-	-	-70.98	11.60	47.62	73.98	-26.36
12310.00	Avg	H	-	-	-85.35	17.01	38.66	53.98	-15.32
12310.00	Peak	H	-	-	-73.78	17.01	50.23	73.98	-23.75

Table 7-34. Radiated Measurements CDD (RU26)

Worst Case Mode: 802.11ax OFDMA
Worst Case Transfer Rate: MCS9
RU Index: 61
Distance of Measurements: 3 Meters
Operating Frequency: 2412MHz
Channel: 01

Frequency [MHz]	Detector	Ant. Pol. [H/V]	Antenna Height [cm]	Turntable Azimuth [degree]	Analyzer Level [dBm]	AFCL [dB/m]	Field Strength [dBμV/m]	Limit [dBμV/m]	Margin [dB]
4824.00	Avg	H	114	201	-77.07	7.19	37.12	53.98	-16.86
4824.00	Peak	H	114	201	-61.22	7.19	52.97	73.98	-21.01
12060.00	Avg	H	-	-	-84.05	16.60	39.55	53.98	-14.43
12060.00	Peak	H	-	-	-73.72	16.60	49.88	73.98	-24.10

Table 7-35. Radiated Measurements CDD (RU242)

FCC ID: BCGA2324		MEASUREMENT REPORT (CERTIFICATION)	Approved by: Quality Manager
Test Report S/N: 1C2004270029-07.BCG	Test Dates: 07/16/2020 - 09/09/2020	EUT Type: Tablet Device	Page 120 of 169

Worst Case Mode: 802.11ax OFDMA
Worst Case Transfer Rate: MCS9
RU Index: 61
Distance of Measurements: 3 Meters
Operating Frequency: 2437MHz
Channel: 06

Frequency [MHz]	Detector	Ant. Pol. [H/V]	Antenna Height [cm]	Turntable Azimuth [degree]	Analyzer Level [dBm]	AFCL [dB/m]	Field Strength [dBμV/m]	Limit [dBμV/m]	Margin [dB]
4874.00	Avg	H	109	192	-77.77	7.25	36.48	53.98	-17.50
4874.00	Peak	H	109	192	-62.45	7.25	51.80	73.98	-22.18
7311.00	Avg	H	-	-	-81.76	10.45	35.69	53.98	-18.29
7311.00	Peak	H	-	-	-70.97	10.45	46.48	73.98	-27.50
12185.00	Avg	H	-	-	-84.10	16.29	39.19	53.98	-14.79
12185.00	Peak	H	-	-	-73.04	16.29	50.25	73.98	-23.73

Table 7-36. Radiated Measurements CDD (RU242)

Worst Case Mode: 802.11ax OFDMA
Worst Case Transfer Rate: MCS9
RU Index: 61
Distance of Measurements: 3 Meters
Operating Frequency: 2462MHz
Channel: 11

Frequency [MHz]	Detector	Ant. Pol. [H/V]	Antenna Height [cm]	Turntable Azimuth [degree]	Analyzer Level [dBm]	AFCL [dB/m]	Field Strength [dBμV/m]	Limit [dBμV/m]	Margin [dB]
4924.00	Avg	H	-	-	-80.84	8.16	34.32	53.98	-19.66
4924.00	Peak	H	-	-	-69.18	8.16	45.98	73.98	-28.00
7386.00	Avg	H	-	-	-82.31	11.60	36.29	53.98	-17.69
7386.00	Peak	H	-	-	-71.12	11.60	47.48	73.98	-26.50
12310.00	Avg	H	-	-	-84.92	17.01	39.09	53.98	-14.89
12310.00	Peak	H	-	-	-73.22	17.01	50.79	73.98	-23.19

Table 7-37. Radiated Measurements CDD (RU242)

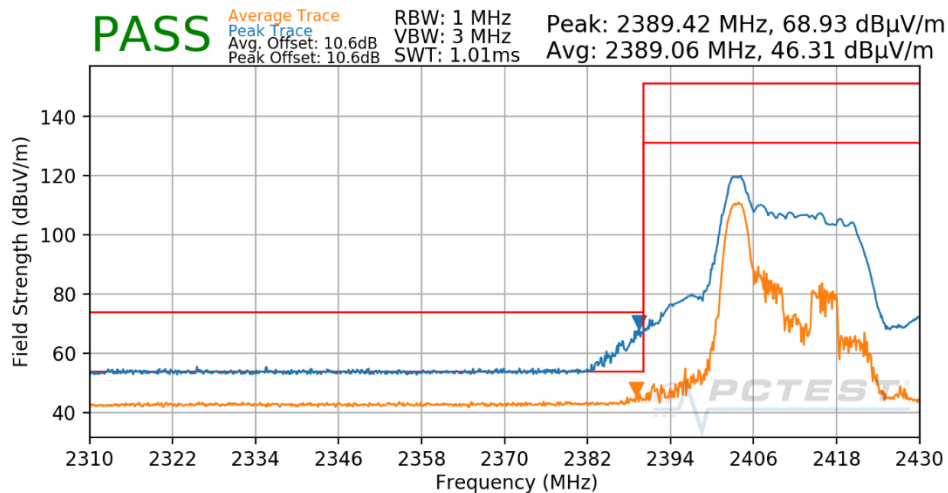
FCC ID: BCGA2324		MEASUREMENT REPORT (CERTIFICATION)	Approved by: Quality Manager
Test Report S/N: 1C2004270029-07.BCG	Test Dates: 07/16/2020 - 09/09/2020	EUT Type: Tablet Device	Page 121 of 169

7.7.4 Antenna 3a Radiated Restricted Band Edge Measurements

§15.205 §15.209; RSS-Gen [8.9]

The radiated restricted band edge measurements are measured with an EMI test receiver connected to the receive antenna while the EUT is transmitting.

Worst Case Mode:	802.11ax OFDMA
Worst Case Transfer Rate:	MCS9
RU Index:	0
Distance of Measurements:	3 Meters
Operating Frequency:	2412MHz
Channel:	1



Plot 7-161. Radiated Restricted Lower Band Edge Measurement Antenna 3a (Peak & Average – RU26)

FCC ID: BCGA2324	PCTEST Proud to be part of element	MEASUREMENT REPORT (CERTIFICATION)	Approved by: Quality Manager
Test Report S/N: 1C2004270029-07.BCG	Test Dates: 07/16/2020 - 09/09/2020	EUT Type: Tablet Device	Page 122 of 169