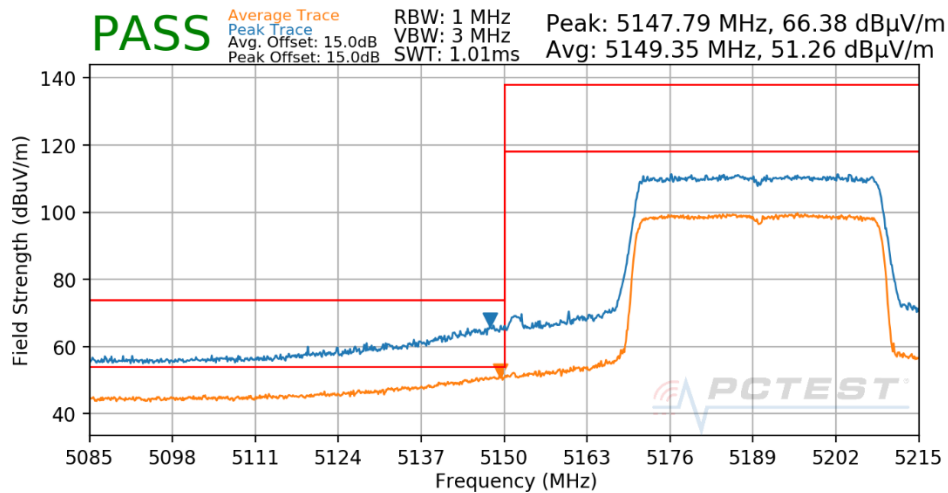


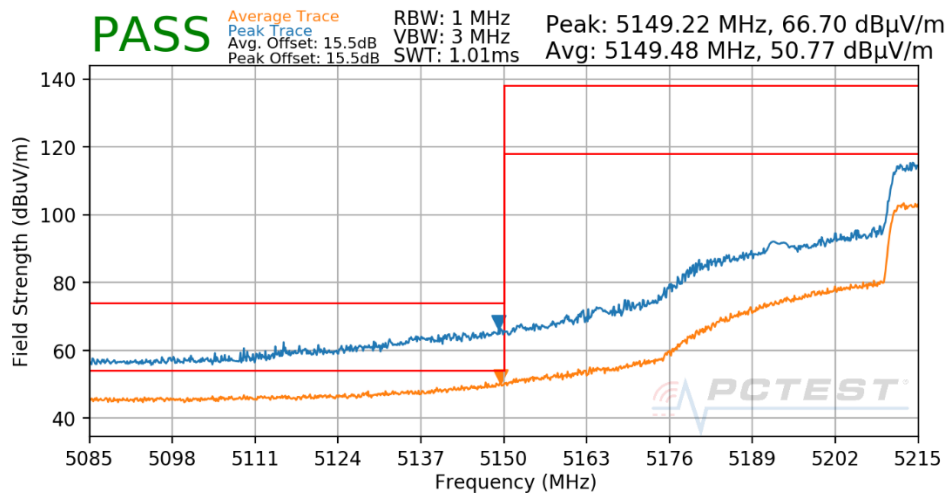
RU484

Worst Case Mode: 802.11ax
Worst Case Transfer Rate: MCS11
RU Index: 65
Distance of Measurements: 3 Meters
Operating Frequency: 5190MHz
Channel: 38



Plot 7-1419. Radiated Lower Band Edge Plot Antenna 2a (Peak & Average – UNII Band 1 – RU484)

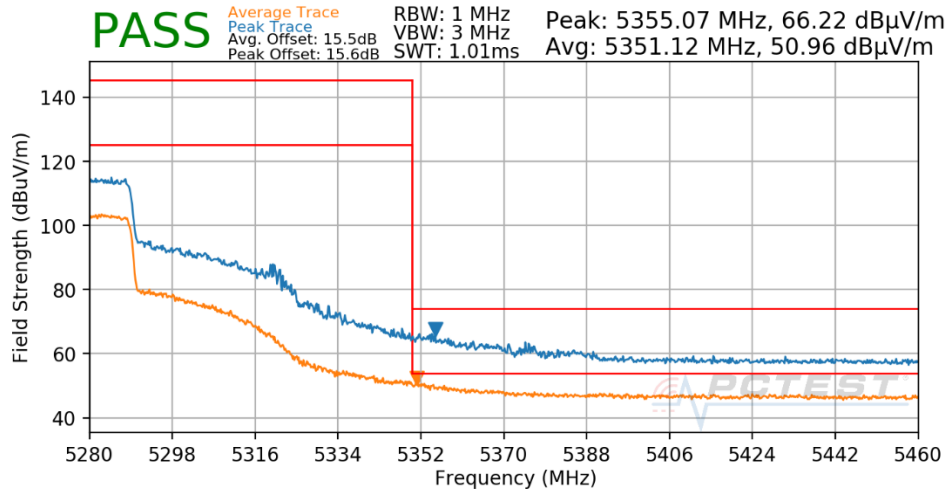
Worst Case Mode: 802.11ax
Worst Case Transfer Rate: MCS11
RU Index: 65
Distance of Measurements: 3 Meters
Operating Frequency: 5230MHz
Channel: 46



Plot 7-1420. Radiated Lower Band Edge Plot Antenna 2a (Peak & Average – UNII Band 1 – RU484)

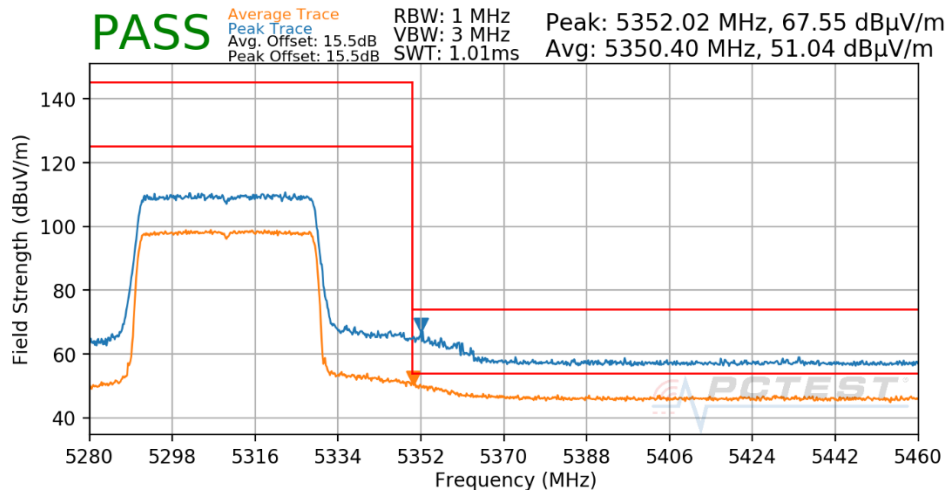
FCC ID: BCGA2324	PCTEST Proud to be part of element	MEASUREMENT REPORT (CERTIFICATION)	Approved by: Quality Manager
Test Report S/N: 1C2004270029-13-R1.BCG	Test Dates: 07/16/2020 - 09/09/2020	EUT Type: Tablet Device	Page 856 of 958

Worst Case Mode: 802.11ax
Worst Case Transfer Rate: MCS11
RU Index: 65
Distance of Measurements: 3 Meters
Operating Frequency: 5270MHz
Channel: 54



Plot 7-1421. Radiated Upper Band Edge Plot Antenna 2a (Peak & Average – UNII Band 2A – RU484)

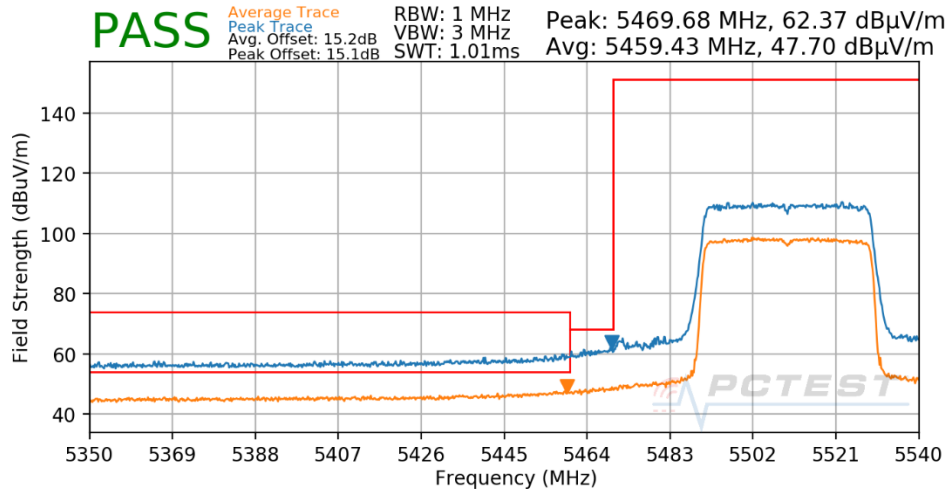
Worst Case Mode: 802.11ax
Worst Case Transfer Rate: MCS11
RU Index: 65
Distance of Measurements: 3 Meters
Operating Frequency: 5310MHz
Channel: 62



Plot 7-1422. Radiated Upper Band Edge Plot Antenna 2a (Peak & Average – UNII Band 2A – RU484)

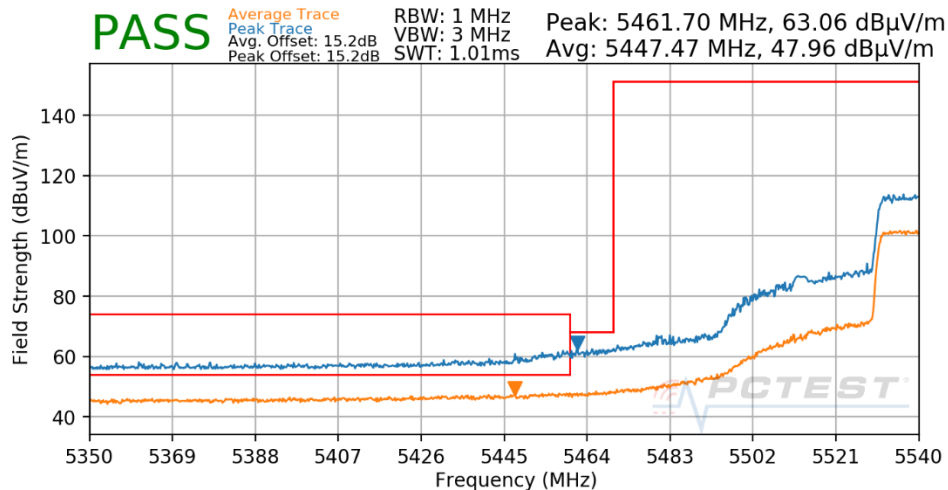
FCC ID: BCGA2324	PCTEST Proud to be part of element	MEASUREMENT REPORT (CERTIFICATION)	Approved by: Quality Manager
Test Report S/N: 1C2004270029-13-R1.BCG	Test Dates: 07/16/2020 - 09/09/2020	EUT Type: Tablet Device	Page 857 of 958

Worst Case Mode: 802.11ax
Worst Case Transfer Rate: MCS11
RU Index: 65
Distance of Measurements: 3 Meters
Operating Frequency: 5510MHz
Channel: 102



Plot 7-1423. Radiated Lower Band Edge Plot Antenna 2a (Peak & Average – UNII Band 2C – RU484)

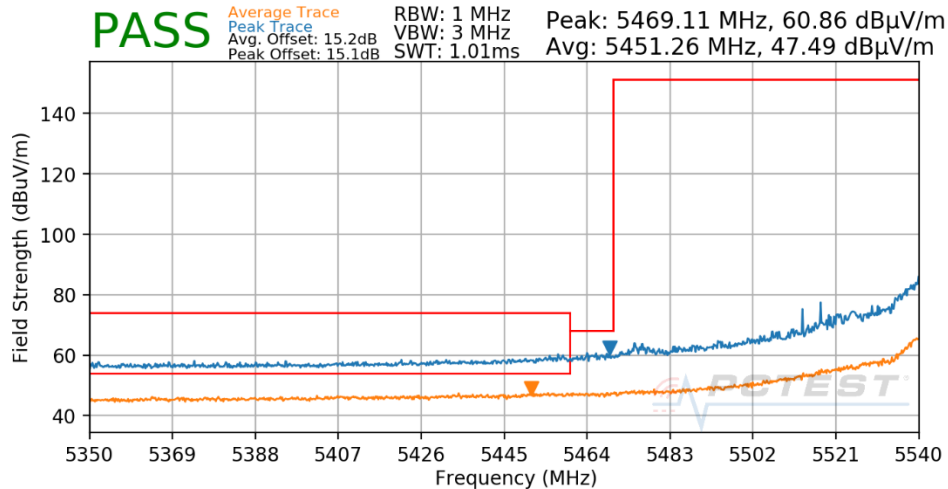
Worst Case Mode: 802.11ax
Worst Case Transfer Rate: MCS11
RU Index: 65
Distance of Measurements: 3 Meters
Operating Frequency: 5550MHz
Channel: 110



Plot 7-1424. Radiated Lower Band Edge Plot Antenna 2a (Peak & Average – UNII Band 2C – RU484)

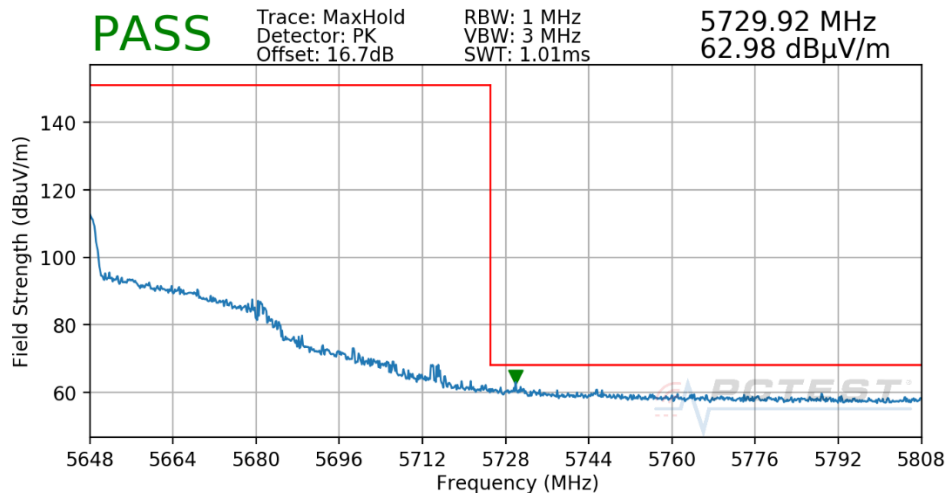
FCC ID: BCGA2324	PCTEST Proud to be part of element	MEASUREMENT REPORT (CERTIFICATION)	Approved by: Quality Manager
Test Report S/N: 1C2004270029-13-R1.BCG	Test Dates: 07/16/2020 - 09/09/2020	EUT Type: Tablet Device	Page 858 of 958

Worst Case Mode: 802.11ax
Worst Case Transfer Rate: MCS11
RU Index: 65
Distance of Measurements: 3 Meters
Operating Frequency: 5590MHz (FCC only)
Channel: 118



Plot 7-1425. Radiated Lower Band Edge Plot Antenna 2a (Peak & Average – UNII Band 2C – RU484)

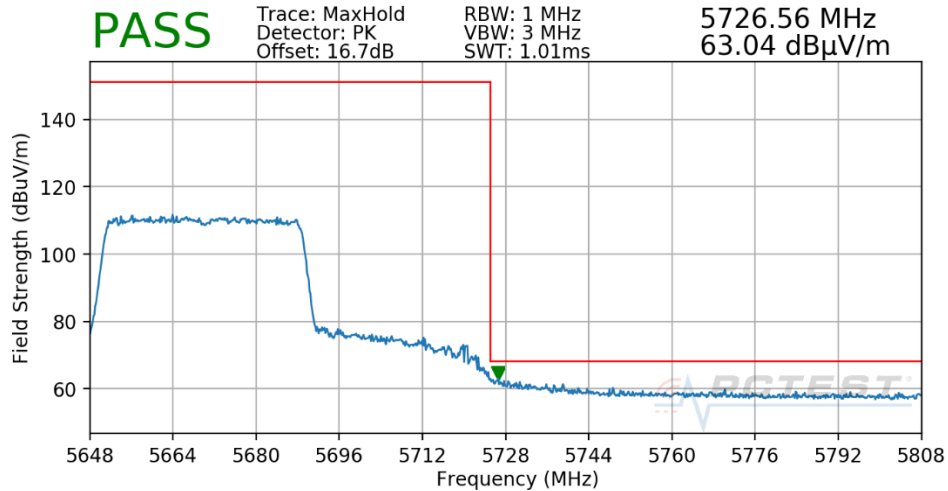
Worst Case Mode: 802.11ax
Worst Case Transfer Rate: MCS11
RU Index: 65
Distance of Measurements: 3 Meters
Operating Frequency: 5630MHz (FCC only)
Channel: 126



Plot 7-1426. Radiated Upper Band Edge Plot Antenna 2a (Peak – UNII Band 2C – RU484)

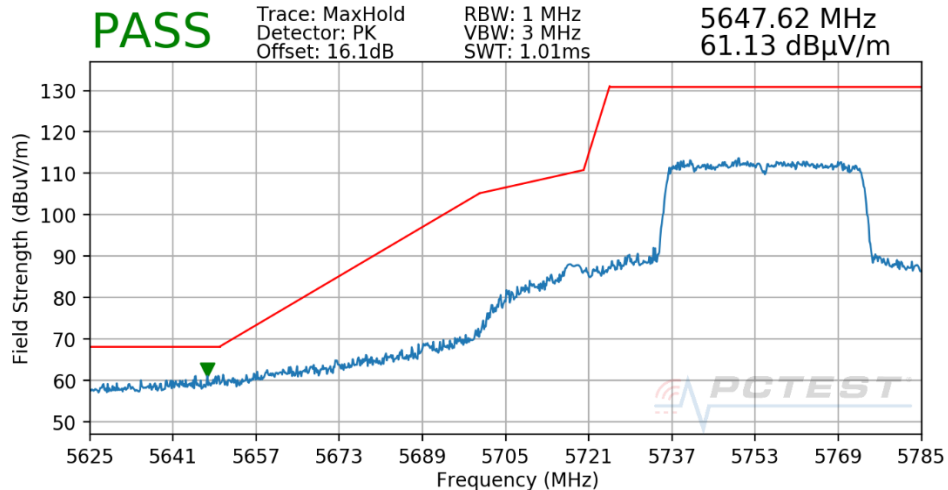
FCC ID: BCGA2324	PCTEST Proud to be part of element	MEASUREMENT REPORT (CERTIFICATION)	Approved by: Quality Manager
Test Report S/N: 1C2004270029-13-R1.BCG	Test Dates: 07/16/2020 - 09/09/2020	EUT Type: Tablet Device	Page 859 of 958

Worst Case Mode: 802.11ax
Worst Case Transfer Rate: MCS11
RU Index: 65
Distance of Measurements: 3 Meters
Operating Frequency: 5670MHz
Channel: 134



Plot 7-1427. Radiated Upper Band Edge Plot Antenna 2a (Peak – UNII Band 2C – RU484)

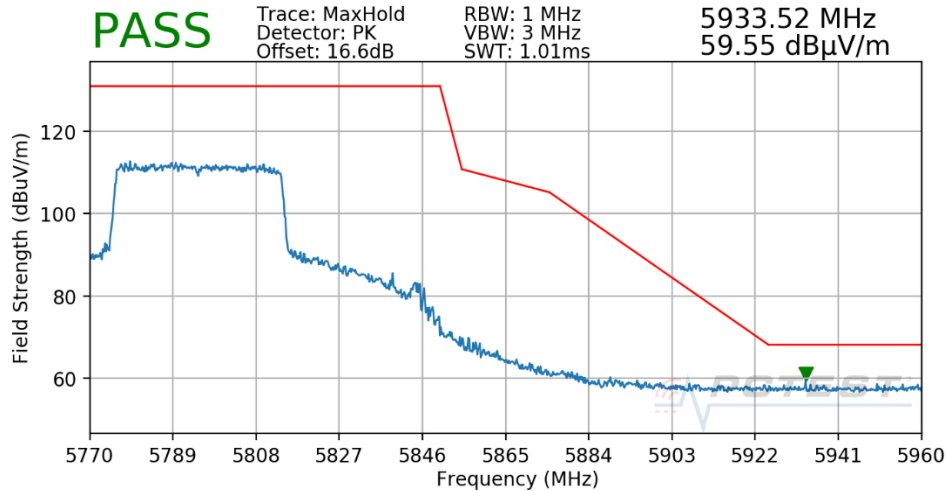
Worst Case Mode: 802.11ax
Worst Case Transfer Rate: MCS11
RU Index: 65
Distance of Measurements: 3 Meters
Operating Frequency: 5755MHz
Channel: 151



Plot 7-1428. Radiated Lower Band Edge Plot Antenna 2a (Peak – UNII Band 3 – RU484)

FCC ID: BCGA2324	PCTEST Proud to be part of element	MEASUREMENT REPORT (CERTIFICATION)	Approved by: Quality Manager
Test Report S/N: 1C2004270029-13-R1.BCG	Test Dates: 07/16/2020 - 09/09/2020	EUT Type: Tablet Device	Page 860 of 958

Worst Case Mode:	802.11ax
Worst Case Transfer Rate:	MCS11
RU Index:	65
Distance of Measurements:	3 Meters
Operating Frequency:	5795MHz
Channel:	159



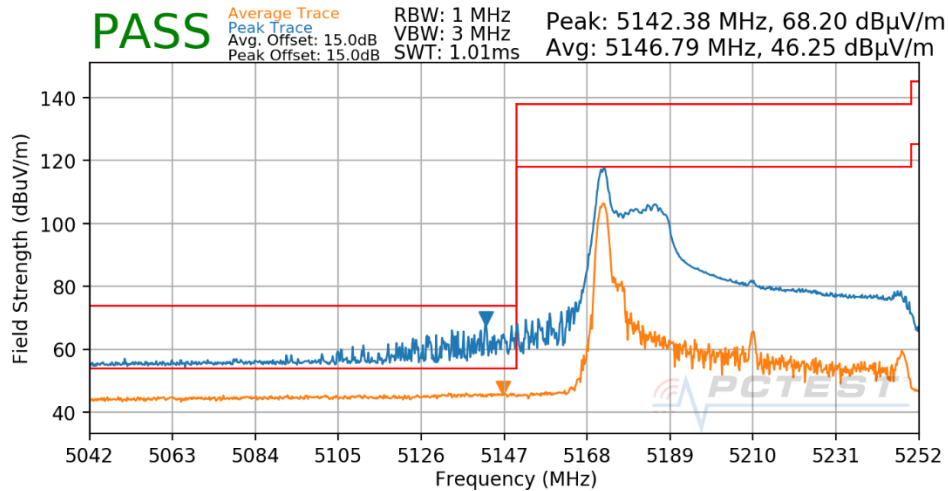
Plot 7-1429. Radiated Upper Band Edge Plot Antenna 2a (Peak – UNII Band 3 – RU484)

FCC ID: BCGA2324	 Proud to be part of 	MEASUREMENT REPORT (CERTIFICATION)	Approved by: Quality Manager
Test Report S/N: 1C2004270029-13-R1.BCG	Test Dates: 07/16/2020 - 09/09/2020	EUT Type: Tablet Device	Page 861 of 958

7.6.11 Antenna 2a Radiated Band Edge Measurements (80MHz BW) §15.407(b.1)(b.2) §15.205 §15.209; RSS-Gen [8.9]

RU26

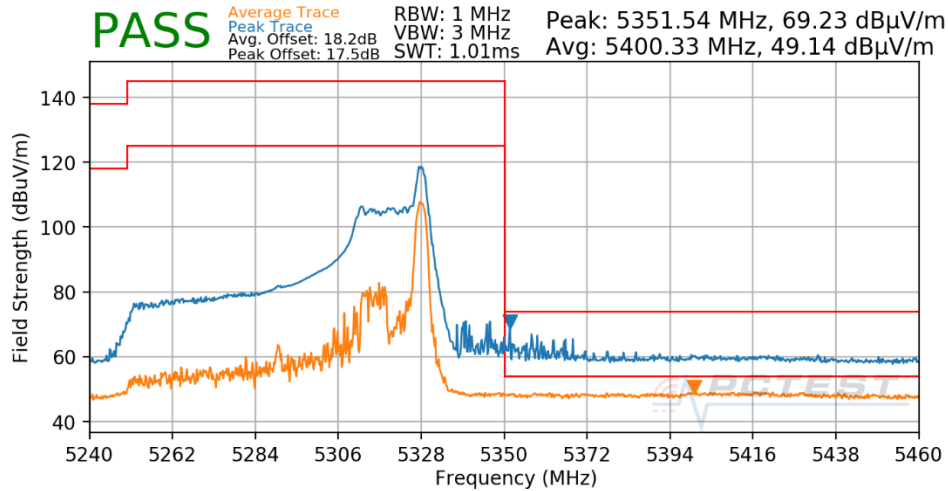
Worst Case Mode:	802.11ax
Worst Case Transfer Rate:	MCS11
RU Index:	0
Distance of Measurements:	3 Meters
Operating Frequency:	5210MHz
Channel:	42



Plot 7-1430. Radiated Lower Band Edge Plot Antenna 2a (Peak & Average – UNII Band 1 – RU26)

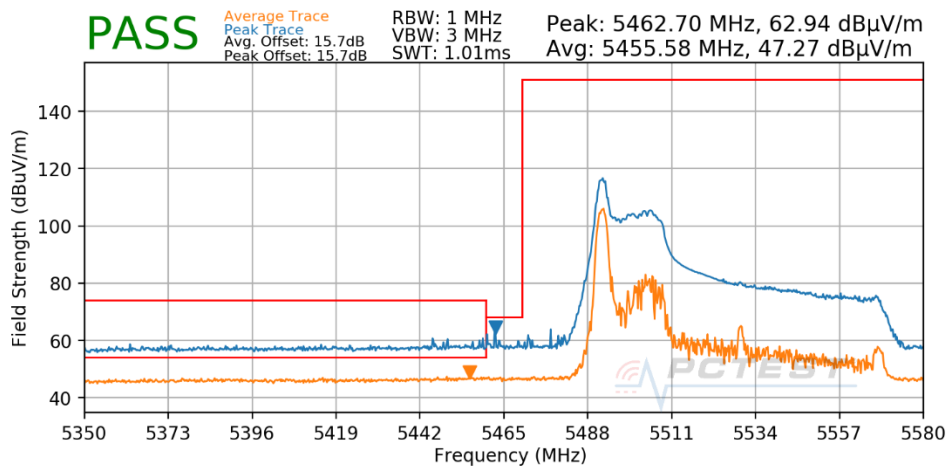
FCC ID: BCGA2324	PCTEST Proud to be part of element	MEASUREMENT REPORT (CERTIFICATION)	Approved by: Quality Manager
Test Report S/N: 1C2004270029-13-R1.BCG	Test Dates: 07/16/2020 - 09/09/2020	EUT Type: Tablet Device	Page 862 of 958

Worst Case Mode: 802.11ax
Worst Case Transfer Rate: MCS11
RU Index: 36
Distance of Measurements: 3 Meters
Operating Frequency: 5290MHz
Channel: 58



Plot 7-1431. Radiated Upper Band Edge Plot Antenna 2a (Peak & Average – UNII Band 2A – RU26)

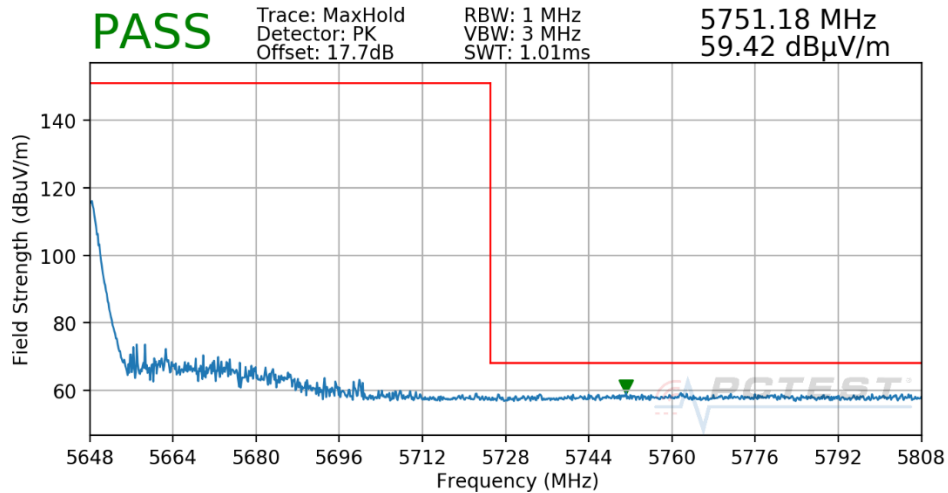
Worst Case Mode: 802.11ax
Worst Case Transfer Rate: MCS11
RU Index: 0
Distance of Measurements: 3 Meters
Operating Frequency: 5530MHz
Channel: 106



Plot 7-1432. Radiated Lower Band Edge Plot Antenna 2a (Peak & Average – UNII Band 2C – RU26)

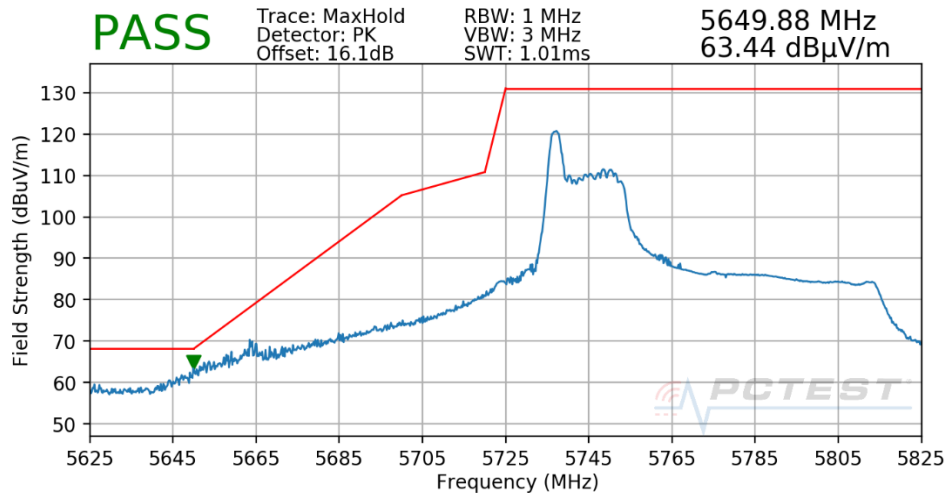
FCC ID: BCGA2324	PCTEST Proud to be part of element	MEASUREMENT REPORT (CERTIFICATION)	Approved by: Quality Manager
Test Report S/N: 1C2004270029-13-R1.BCG	Test Dates: 07/16/2020 - 09/09/2020	EUT Type: Tablet Device	Page 863 of 958

Worst Case Mode: 802.11ax
Worst Case Transfer Rate: MCS11
RU Index: 36
Distance of Measurements: 3 Meters
Operating Frequency: 5610MHz (FCC only)
Channel: 122



Plot 7-1433. Radiated Upper Band Edge Plot Antenna 2a (Peak– UNII Band 2C – RU26)

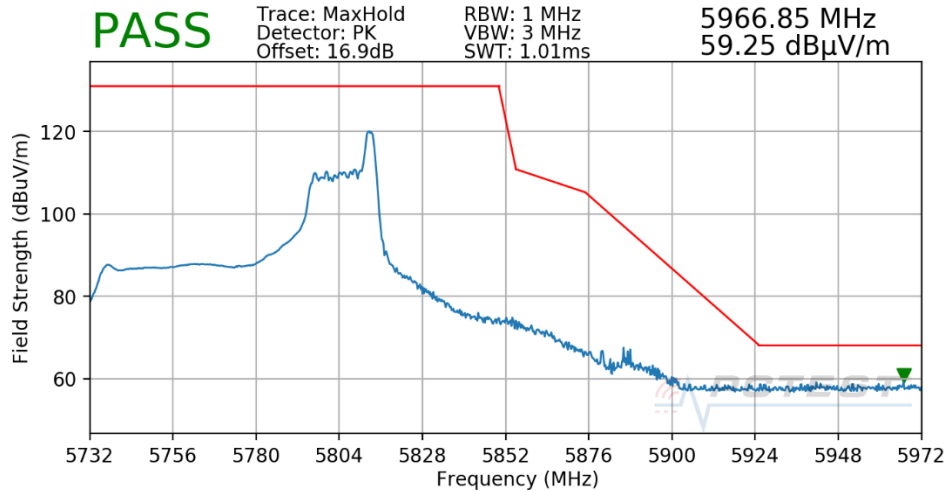
Worst Case Mode: 802.11ax
Worst Case Transfer Rate: MCS11
RU Index: 0
Distance of Measurements: 3 Meters
Operating Frequency: 5775MHz
Channel: 155



Plot 7-1434. Radiated Lower Band Edge Plot Antenna 2a (Peak – UNII Band 3 – RU26)

FCC ID: BCGA2324	PCTEST Proud to be part of element	MEASUREMENT REPORT (CERTIFICATION)	Approved by: Quality Manager
Test Report S/N: 1C2004270029-13-R1.BCG	Test Dates: 07/16/2020 - 09/09/2020	EUT Type: Tablet Device	Page 864 of 958

Worst Case Mode:	802.11ax
Worst Case Transfer Rate:	MCS11
RU Index:	36
Distance of Measurements:	3 Meters
Operating Frequency:	5775MHz
Channel:	155

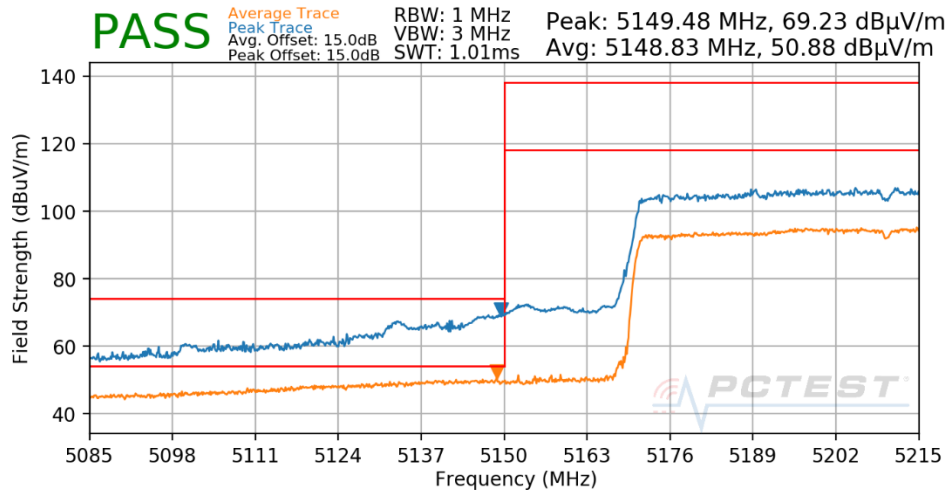


Plot 7-1435. Radiated Upper Band Edge Plot Antenna 2a (Peak – UNII Band 3 – RU26)

FCC ID: BCGA2324		MEASUREMENT REPORT (CERTIFICATION)	Approved by: Quality Manager
Test Report S/N: 1C2004270029-13-R1.BCG	Test Dates: 07/16/2020 - 09/09/2020	EUT Type: Tablet Device	Page 865 of 958

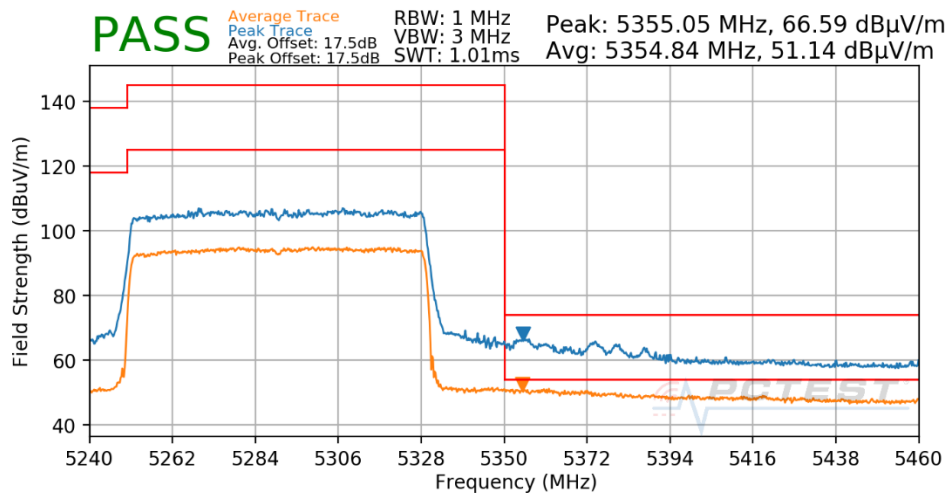
RU996

Worst Case Mode:	802.11ax
Worst Case Transfer Rate:	MCS11
RU Index:	67
Distance of Measurements:	3 Meters
Operating Frequency:	5210MHz
Channel:	42



Plot 7-1436. Radiated Lower Band Edge Plot Antenna 2a (Peak & Average – UNII Band 1 – RU996)

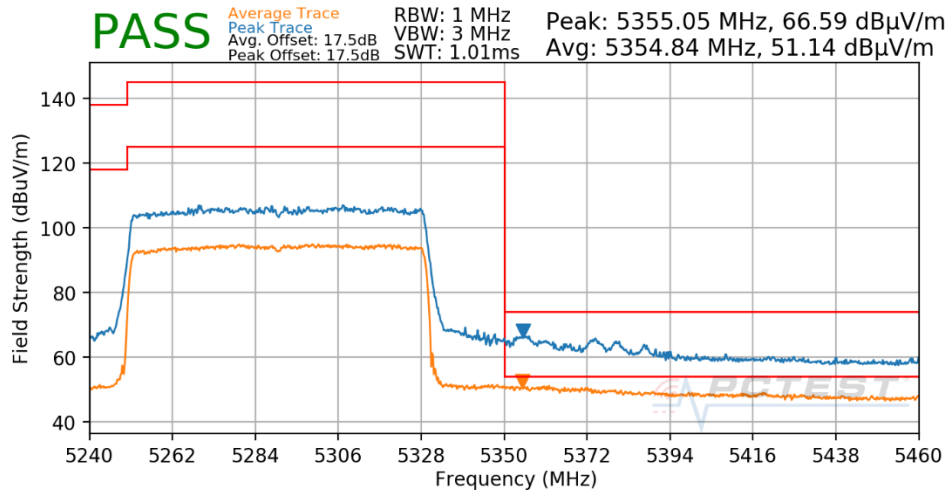
Worst Case Mode:	802.11ax
Worst Case Transfer Rate:	MCS11
RU Index:	67
Distance of Measurements:	3 Meters
Operating Frequency:	5290MHz
Channel:	58



Plot 7-1437. Radiated Upper Band Edge Plot Antenna 2a (Peak & Average – UNII Band 2A – RU996)

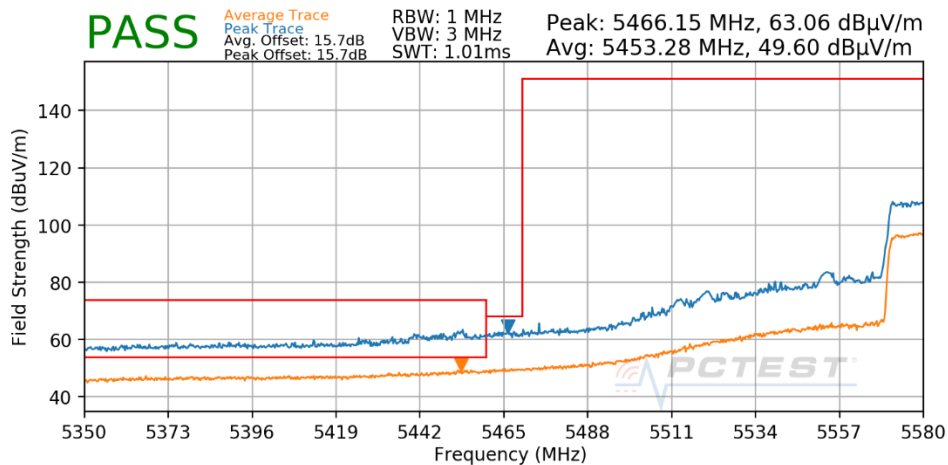
FCC ID: BCGA2324	PCTEST Proud to be part of element	MEASUREMENT REPORT (CERTIFICATION)	Approved by: Quality Manager
Test Report S/N: 1C2004270029-13-R1.BCG	Test Dates: 07/16/2020 - 09/09/2020	EUT Type: Tablet Device	Page 866 of 958

Worst Case Mode: 802.11ax
Worst Case Transfer Rate: MCS11
RU Index: 67
Distance of Measurements: 3 Meters
Operating Frequency: 5530MHz
Channel: 106



Plot 7-1438. Radiated Lower Band Edge Plot Antenna 2a (Peak & Average – UNII Band 2C – RU996)

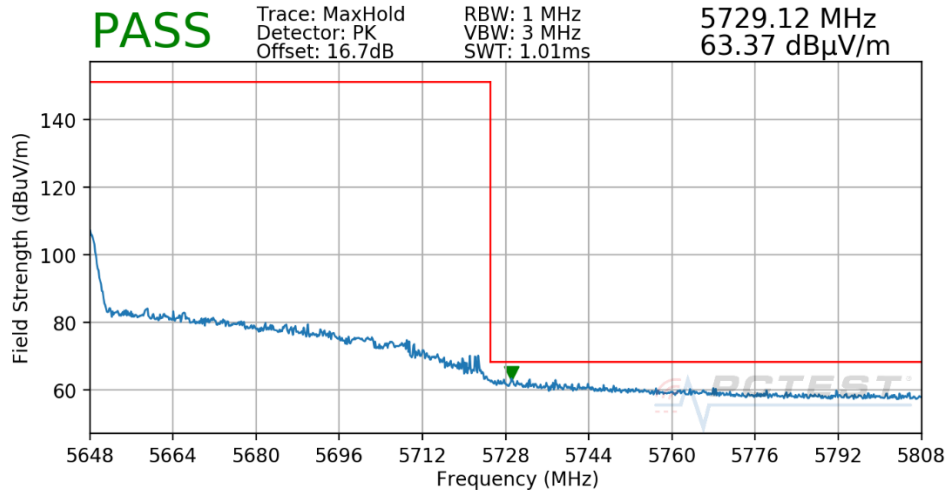
Worst Case Mode: 802.11ax
Worst Case Transfer Rate: MCS11
RU Index: 67
Distance of Measurements: 3 Meters
Operating Frequency: 5610MHz (FCC only)
Channel: 122



Plot 7-1439. Radiated Lower Band Edge Plot Antenna 2a (Peak & Average – UNII Band 2C – RU996)

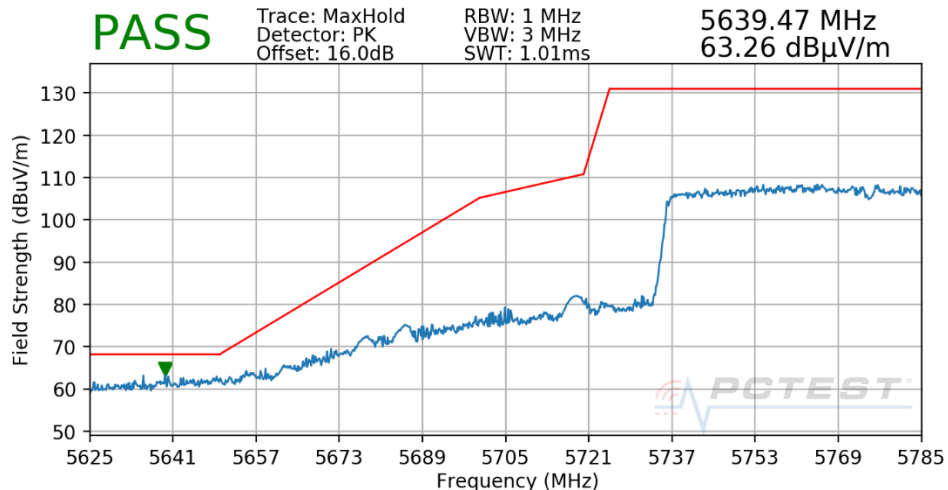
FCC ID: BCGA2324	PCTEST Proud to be part of element	MEASUREMENT REPORT (CERTIFICATION)	Approved by: Quality Manager
Test Report S/N: 1C2004270029-13-R1.BCG	Test Dates: 07/16/2020 - 09/09/2020	EUT Type: Tablet Device	Page 867 of 958

Worst Case Mode: 802.11ax
Worst Case Transfer Rate: MCS11
RU Index: 67
Distance of Measurements: 3 Meters
Operating Frequency: 5610MHz (FCC only)
Channel: 122



Plot 7-1440. Radiated Upper Band Edge Plot Antenna 2a (Peak – UNII Band 2C – RU996)

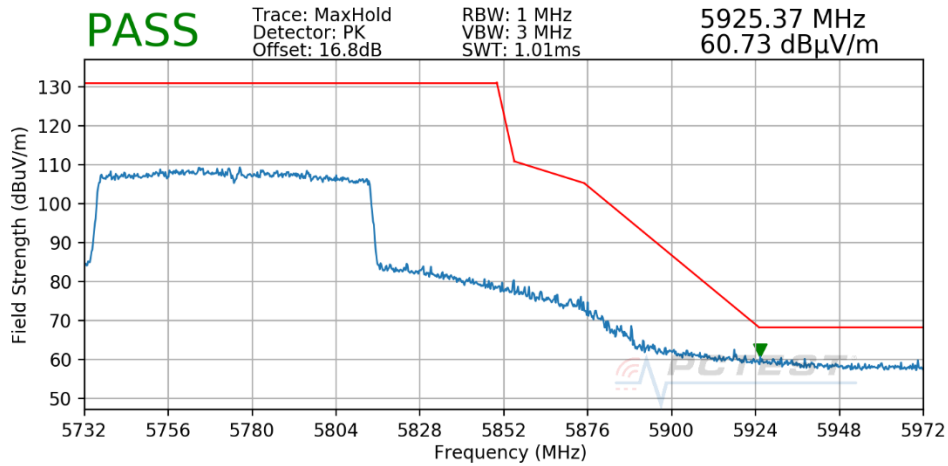
Worst Case Mode: 802.11ax
Worst Case Transfer Rate: MCS11
RU Index: 67
Distance of Measurements: 3 Meters
Operating Frequency: 5775MHz
Channel: 155



Plot 7-1441. Radiated Lower Band Edge Plot Antenna 2a (Peak – UNII Band 3 – RU996)

FCC ID: BCGA2324	PCTEST Proud to be part of element	MEASUREMENT REPORT (CERTIFICATION)	Approved by: Quality Manager
Test Report S/N: 1C2004270029-13-R1.BCG	Test Dates: 07/16/2020 - 09/09/2020	EUT Type: Tablet Device	Page 868 of 958

Worst Case Mode: 802.11ax
Worst Case Transfer Rate: MCS11
RU Index: 67
Distance of Measurements: 3 Meters
Operating Frequency: 5775MHz
Channel: 155



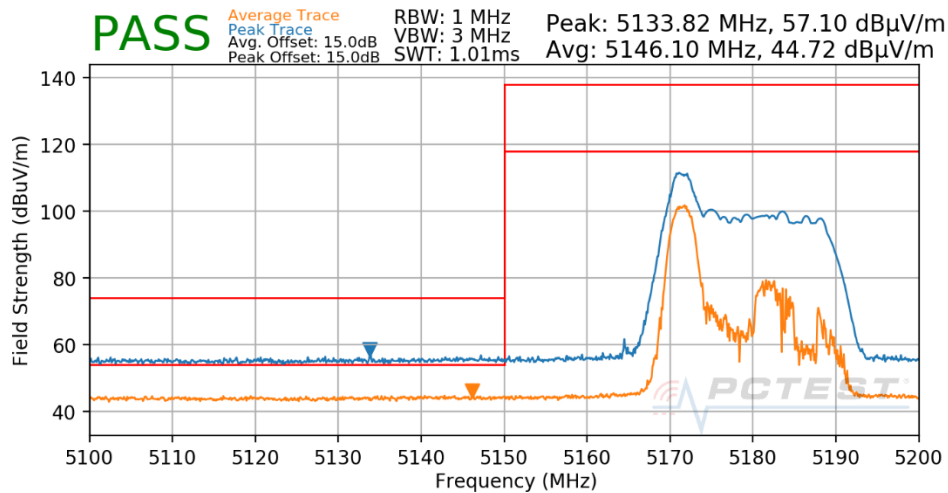
Plot 7-1442. Radiated Upper Band Edge Plot Antenna 2a (Peak – UNII Band 3 – RU996)

FCC ID: BCGA2324	PCTEST Proud to be part of element	MEASUREMENT REPORT (CERTIFICATION)	Approved by: Quality Manager
Test Report S/N: 1C2004270029-13-R1.BCG	Test Dates: 07/16/2020 - 09/09/2020	EUT Type: Tablet Device	Page 869 of 958

7.6.12 Antenna 1b Radiated Band Edge Measurements (20MHz BW) §15.407(b.1)(b.2) §15.205 §15.209; RSS-Gen [8.9]

RU26

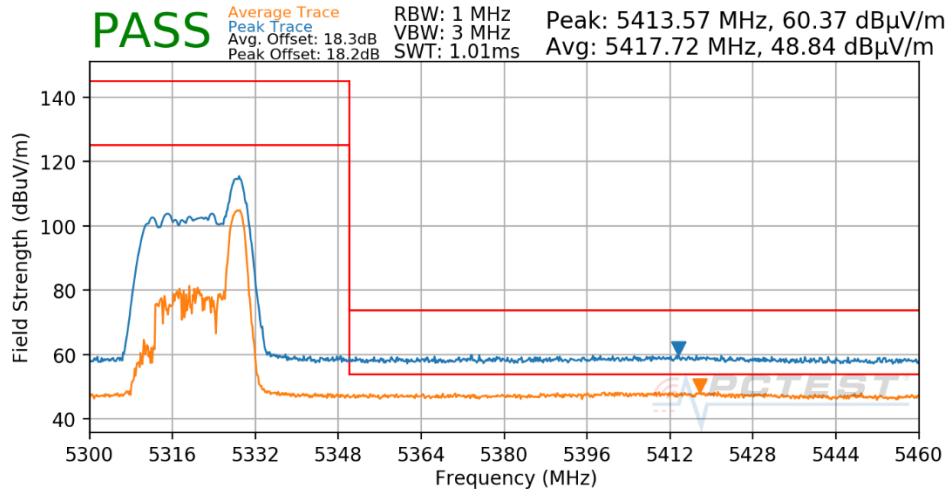
Worst Case Mode:	802.11ax
Worst Case Transfer Rate:	MCS11
RU Index:	0
Distance of Measurements:	3 Meters
Operating Frequency:	5180MHz
Channel:	36



Plot 7-1443. Radiated Lower Band Edge Plot Antenna 1b (Peak & Average – UNII Band 1 – RU26)

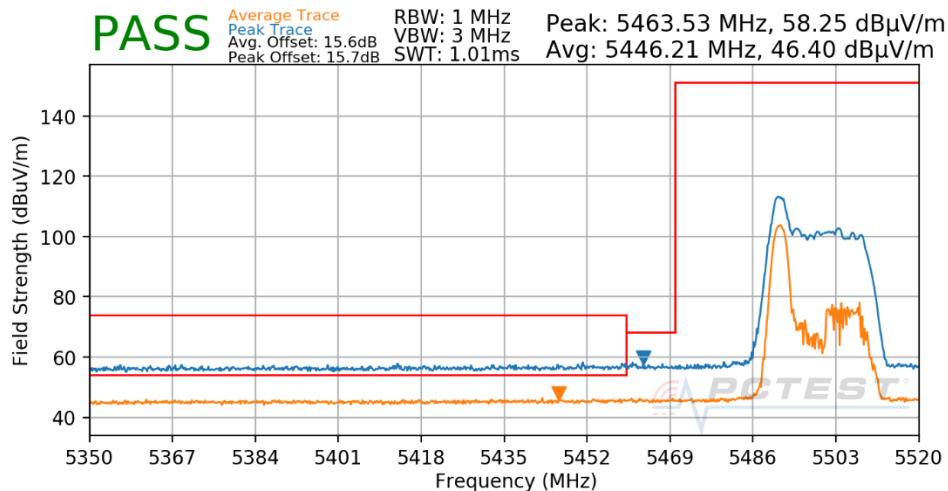
FCC ID: BCGA2324	PCTEST Proud to be part of element	MEASUREMENT REPORT (CERTIFICATION)	Approved by: Quality Manager
Test Report S/N: 1C2004270029-13-R1.BCG	Test Dates: 07/16/2020 - 09/09/2020	EUT Type: Tablet Device	Page 870 of 958

Worst Case Mode: 802.11ax
Worst Case Transfer Rate: MCS11
RU Index: 8
Distance of Measurements: 3 Meters
Operating Frequency: 5320MHz
Channel: 64



Plot 7-1444. Radiated Upper Band Edge Plot Antenna 1b (Peak & Average – UNII Band 2A – RU26)

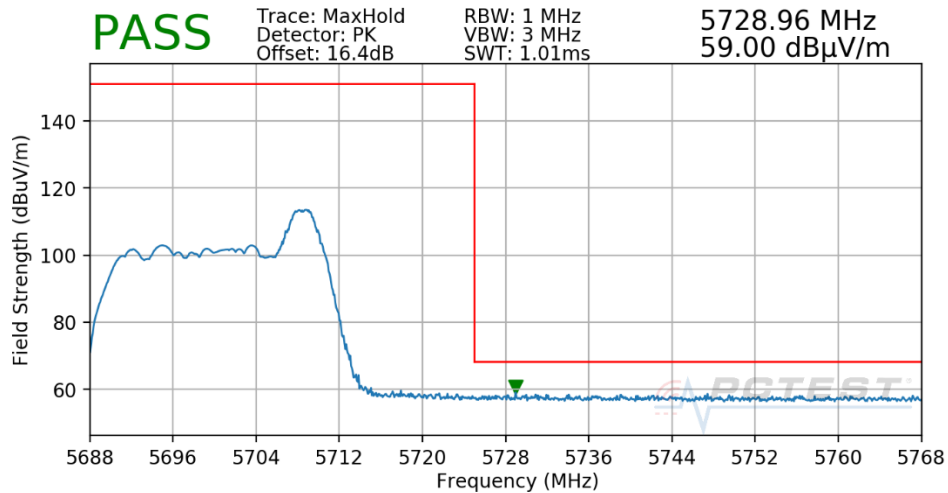
Worst Case Mode: 802.11ax
Worst Case Transfer Rate: MCS11
RU Index: 0
Distance of Measurements: 3 Meters
Operating Frequency: 5500MHz
Channel: 100



Plot 7-1445. Radiated Lower Band Edge Plot Antenna 1b (Peak & Average – UNII Band 2C – RU26)

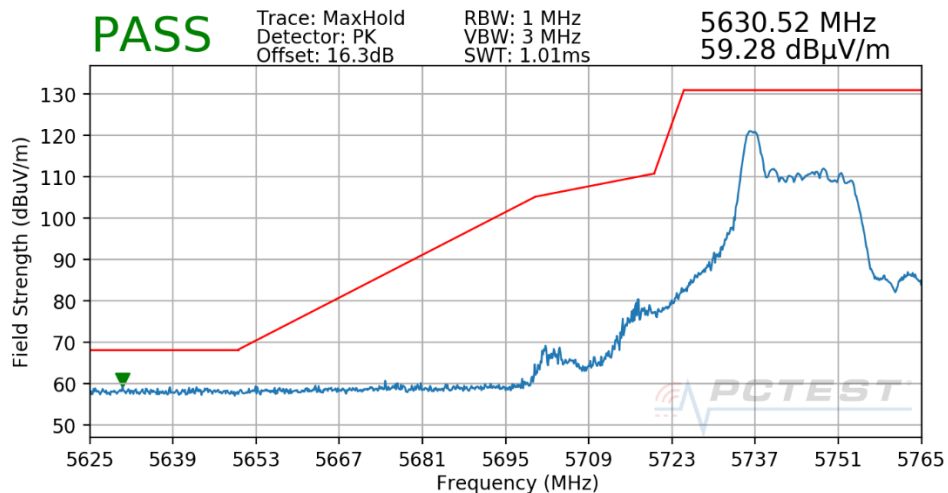
FCC ID: BCGA2324	PCTEST Proud to be part of element	MEASUREMENT REPORT (CERTIFICATION)	Approved by: Quality Manager
Test Report S/N: 1C2004270029-13-R1.BCG	Test Dates: 07/16/2020 - 09/09/2020	EUT Type: Tablet Device	Page 871 of 958

Worst Case Mode: 802.11ax
Worst Case Transfer Rate: MCS11
RU Index: 8
Distance of Measurements: 3 Meters
Operating Frequency: 5700MHz
Channel: 140



Plot 7-1446. Radiated Upper Band Edge Plot Antenna 1b (Peak – UNII Band 2C – RU26)

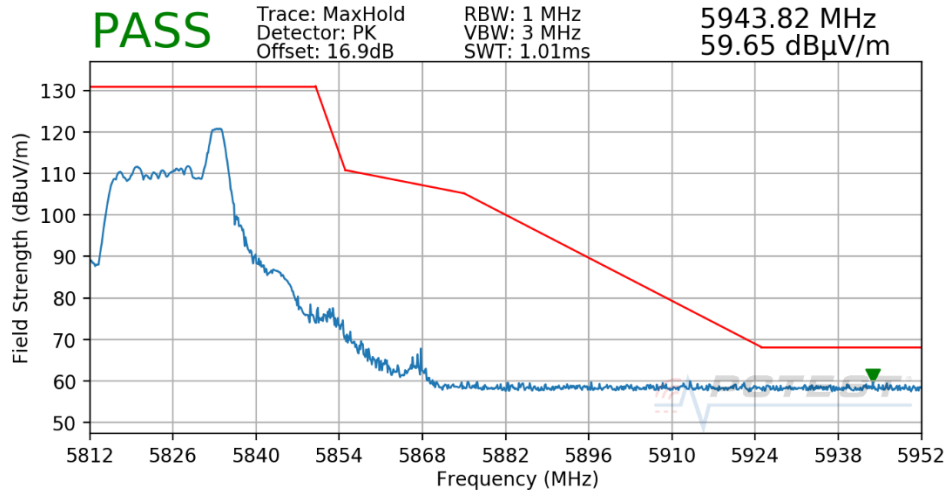
Worst Case Mode: 802.11ax
Worst Case Transfer Rate: MCS11
RU Index: 0
Distance of Measurements: 3 Meters
Operating Frequency: 5745MHz
Channel: 149



Plot 7-1447. Radiated Lower Band Edge Plot Antenna 1b (Peak – UNII Band 3 – RU26)

FCC ID: BCGA2324	PCTEST Proud to be part of element	MEASUREMENT REPORT (CERTIFICATION)	Approved by: Quality Manager
Test Report S/N: 1C2004270029-13-R1.BCG	Test Dates: 07/16/2020 - 09/09/2020	EUT Type: Tablet Device	Page 872 of 958

Worst Case Mode: 802.11ax
Worst Case Transfer Rate: MCS11
RU Index: 8
Distance of Measurements: 3 Meters
Operating Frequency: 5825MHz
Channel: 165

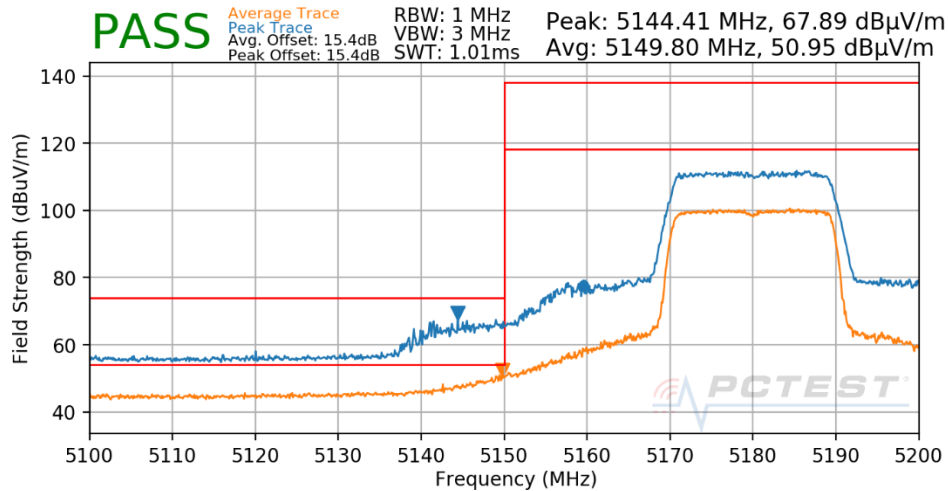


Plot 7-1448. Radiated Upper Band Edge Plot Antenna 1b (Peak – UNII Band 3 – RU26)

FCC ID: BCGA2324	PCTEST Proud to be part of element	MEASUREMENT REPORT (CERTIFICATION)	Approved by: Quality Manager
Test Report S/N: 1C2004270029-13-R1.BCG	Test Dates: 07/16/2020 - 09/09/2020	EUT Type: Tablet Device	Page 873 of 958

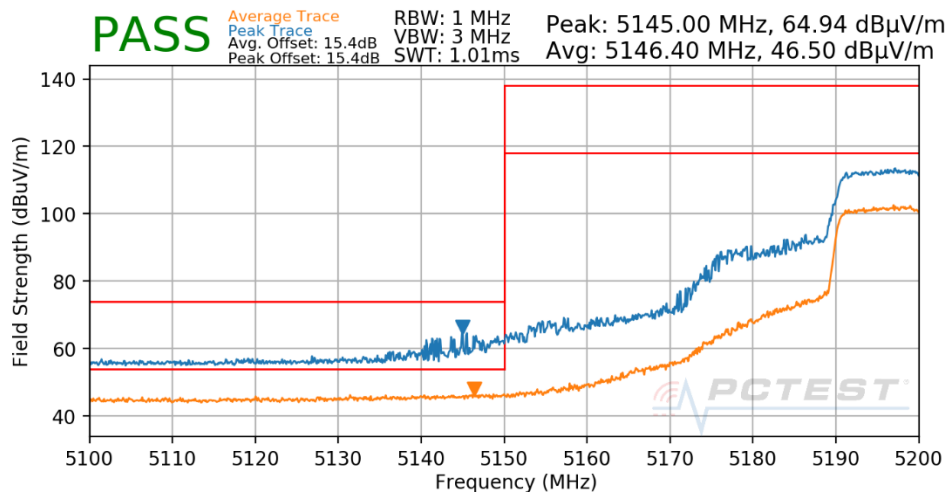
RU242

Worst Case Mode: 802.11ax
Worst Case Transfer Rate: MCS11
RU Index: 61
Distance of Measurements: 3 Meters
Operating Frequency: 5180MHz
Channel: 36



Plot 7-1449. Radiated Lower Band Edge Plot Antenna 1b (Peak & Average – UNII Band 1 – RU242)

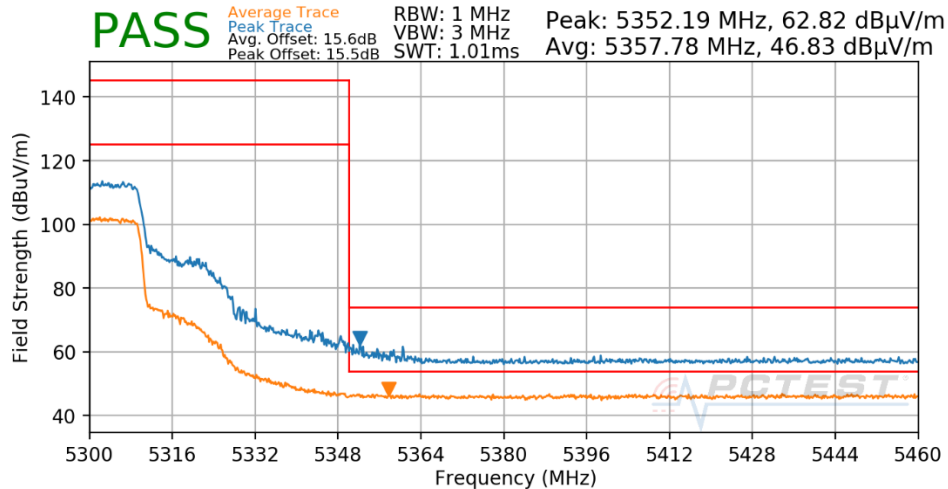
Worst Case Mode: 802.11ax
Worst Case Transfer Rate: MCS11
RU Index: 61
Distance of Measurements: 3 Meters
Operating Frequency: 5200MHz
Channel: 40



Plot 7-1450. Radiated Lower Band Edge Plot Antenna 1b (Peak & Average – UNII Band 1 – RU242)

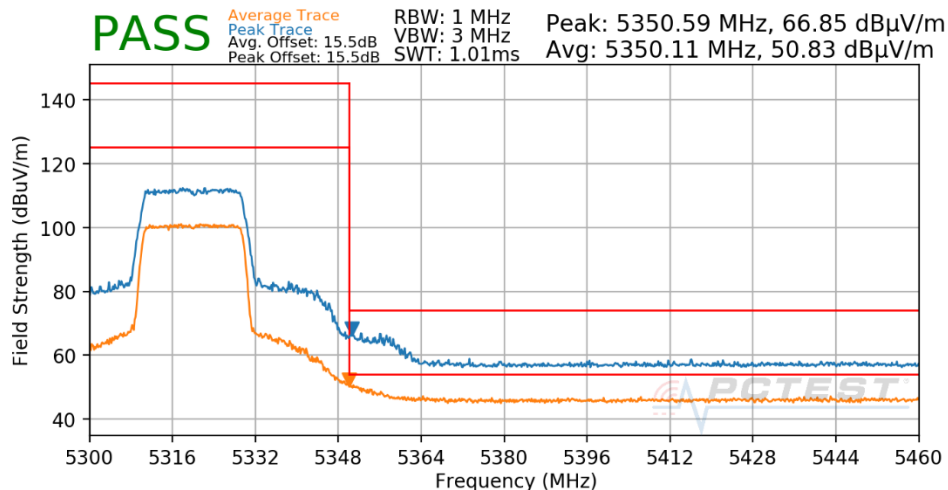
FCC ID: BCGA2324	PCTEST Proud to be part of element	MEASUREMENT REPORT (CERTIFICATION)	Approved by: Quality Manager
Test Report S/N: 1C2004270029-13-R1.BCG	Test Dates: 07/16/2020 - 09/09/2020	EUT Type: Tablet Device	Page 874 of 958

Worst Case Mode: 802.11ax
Worst Case Transfer Rate: MCS11
RU Index: 61
Distance of Measurements: 3 Meters
Operating Frequency: 5300MHz
Channel: 60



Plot 7-1451. Radiated Upper Band Edge Plot Antenna 1b (Peak & Average – UNII Band 2A – RU242)

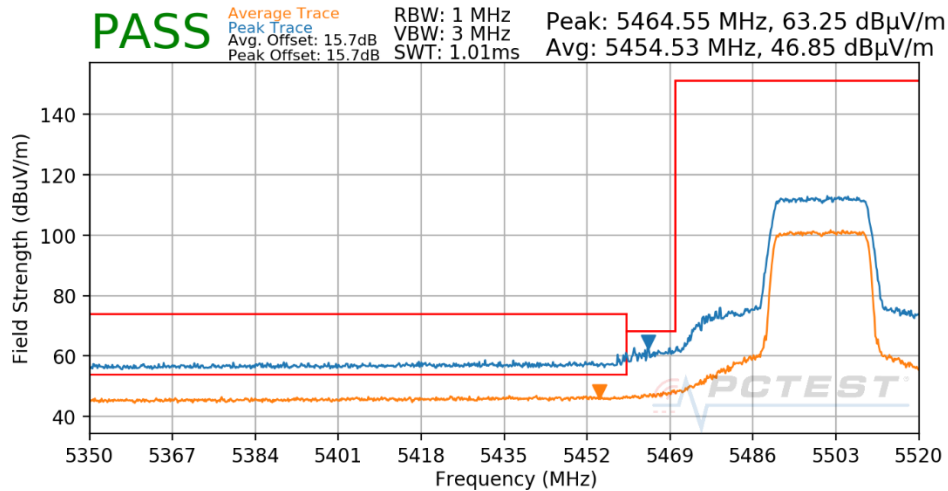
Worst Case Mode: 802.11ax
Worst Case Transfer Rate: MCS11
RU Index: 61
Distance of Measurements: 3 Meters
Operating Frequency: 5320MHz
Channel: 64



Plot 7-1452. Radiated Upper Band Edge Plot Antenna 1b (Peak & Average – UNII Band 2A – RU242)

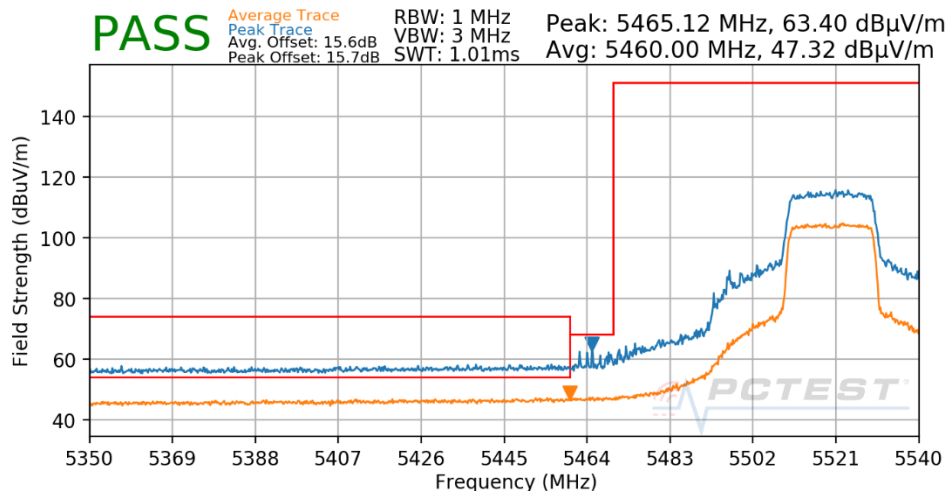
FCC ID: BCGA2324	PCTEST Proud to be part of element	MEASUREMENT REPORT (CERTIFICATION)	Approved by: Quality Manager
Test Report S/N: 1C2004270029-13-R1.BCG	Test Dates: 07/16/2020 - 09/09/2020	EUT Type: Tablet Device	Page 875 of 958

Worst Case Mode: 802.11ax
Worst Case Transfer Rate: MCS11
RU Index: 61
Distance of Measurements: 3 Meters
Operating Frequency: 5500MHz
Channel: 100



Plot 7-1453. Radiated Lower Band Edge Plot Antenna 1b (Peak & Average – UNII Band 2C – RU242)

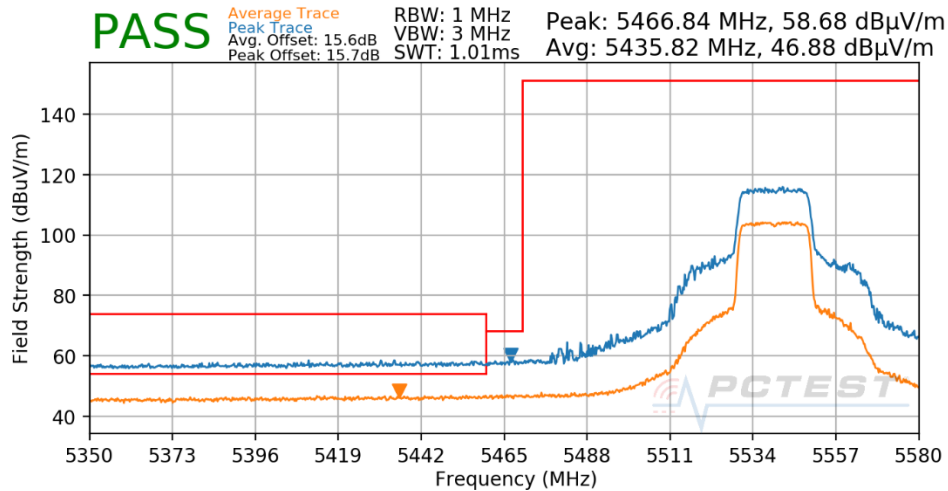
Worst Case Mode: 802.11ax
Worst Case Transfer Rate: MCS11
RU Index: 61
Distance of Measurements: 3 Meters
Operating Frequency: 5520MHz
Channel: 104



Plot 7-1454. Radiated Lower Band Edge Plot Antenna 1b (Peak & Average – UNII Band 2C – RU242)

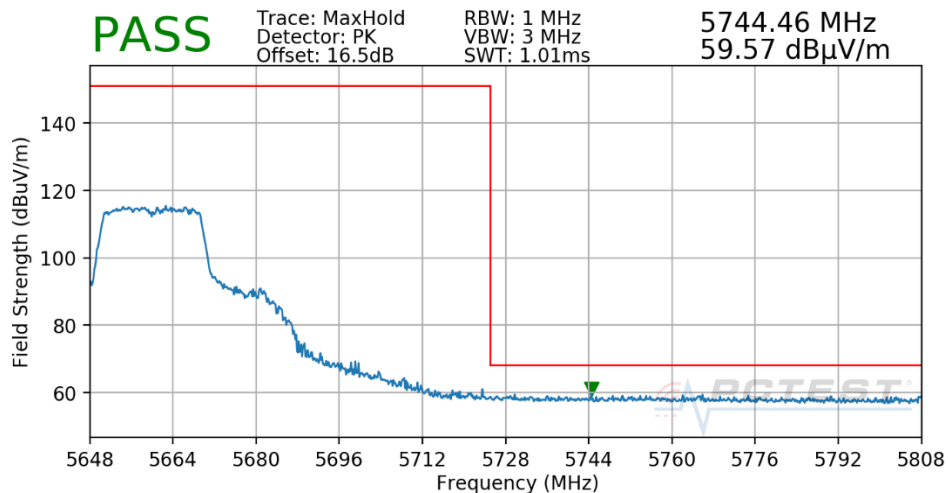
FCC ID: BCGA2324	PCTEST Proud to be part of element	MEASUREMENT REPORT (CERTIFICATION)	Approved by: Quality Manager
Test Report S/N: 1C2004270029-13-R1.BCG	Test Dates: 07/16/2020 - 09/09/2020	EUT Type: Tablet Device	Page 876 of 958

Worst Case Mode: 802.11ax
Worst Case Transfer Rate: MCS11
RU Index: 61
Distance of Measurements: 3 Meters
Operating Frequency: 5540MHz
Channel: 108



Plot 7-1455. Radiated Lower Band Edge Plot Antenna 1b (Peak & Average – UNII Band 2C – RU242)

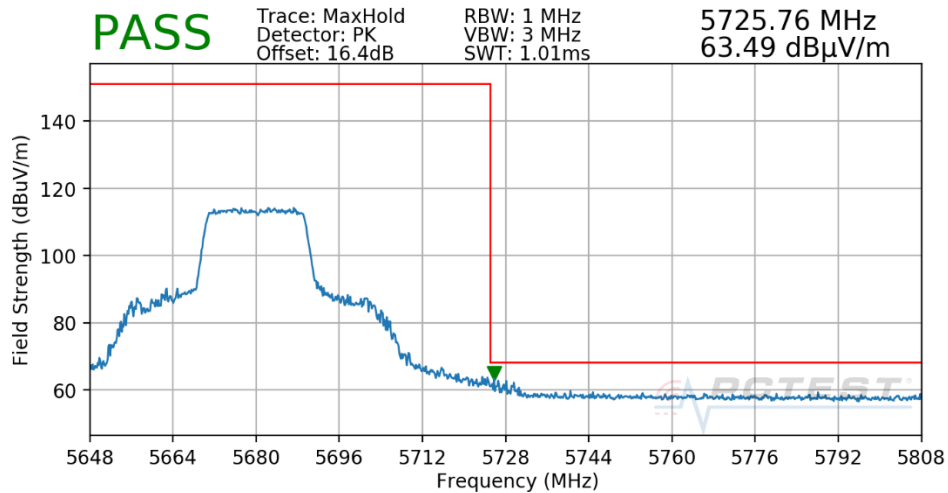
Worst Case Mode: 802.11ax
Worst Case Transfer Rate: MCS11
RU Index: 61
Distance of Measurements: 3 Meters
Operating Frequency: 5660MHz
Channel: 132



Plot 7-1456. Radiated Upper Band Edge Plot Antenna 1b (Peak – UNII Band 2C – RU242)

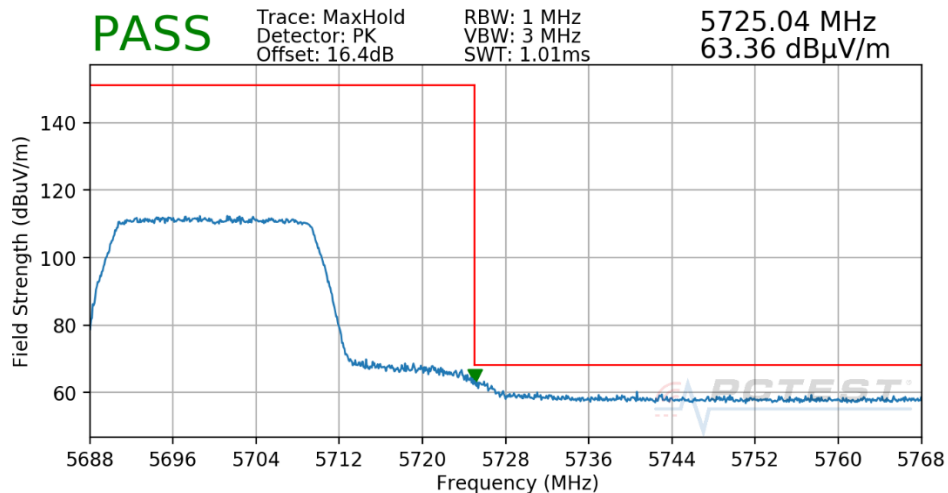
FCC ID: BCGA2324	PCTEST Proud to be part of element	MEASUREMENT REPORT (CERTIFICATION)	Approved by: Quality Manager
Test Report S/N: 1C2004270029-13-R1.BCG	Test Dates: 07/16/2020 - 09/09/2020	EUT Type: Tablet Device	Page 877 of 958

Worst Case Mode: 802.11ax
Worst Case Transfer Rate: MCS11
RU Index: 61
Distance of Measurements: 3 Meters
Operating Frequency: 5680MHz
Channel: 136



Plot 7-1457. Radiated Upper Band Edge Plot Antenna 1b (Peak – UNII Band 2C – RU242)

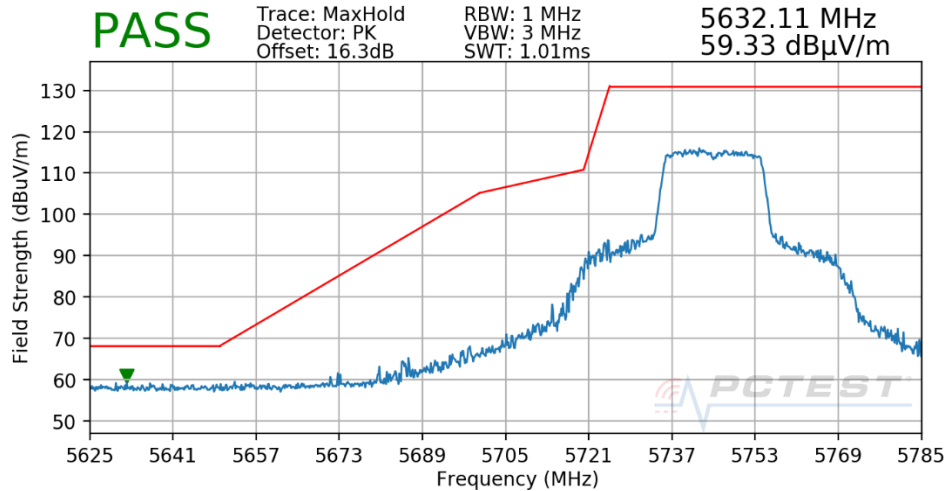
Worst Case Mode: 802.11ax
Worst Case Transfer Rate: MCS11
RU Index: 61
Distance of Measurements: 3 Meters
Operating Frequency: 5700MHz
Channel: 140



Plot 7-1458. Radiated Upper Band Edge Plot Antenna 1b (Peak – UNII Band 2C – RU242)

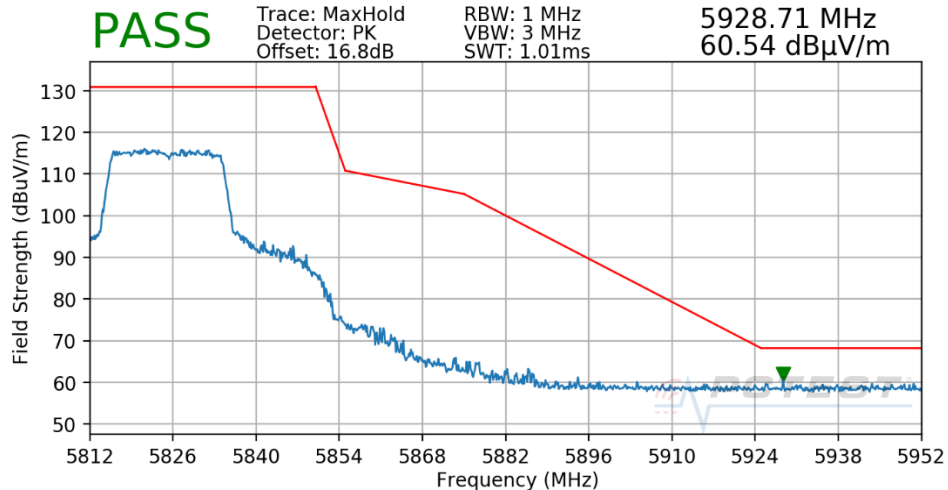
FCC ID: BCGA2324	PCTEST Proud to be part of element	MEASUREMENT REPORT (CERTIFICATION)	Approved by: Quality Manager
Test Report S/N: 1C2004270029-13-R1.BCG	Test Dates: 07/16/2020 - 09/09/2020	EUT Type: Tablet Device	Page 878 of 958

Worst Case Mode: 802.11ax
Worst Case Transfer Rate: MCS11
RU Index: 61
Distance of Measurements: 3 Meters
Operating Frequency: 5745MHz
Channel: 149



Plot 7-1459. Radiated Lower Band Edge Plot Antenna 1b (Peak – UNII Band 3 – RU242)

Worst Case Mode: 802.11ax
Worst Case Transfer Rate: MCS11
RU Index: 61
Distance of Measurements: 3 Meters
Operating Frequency: 5825MHz
Channel: 165



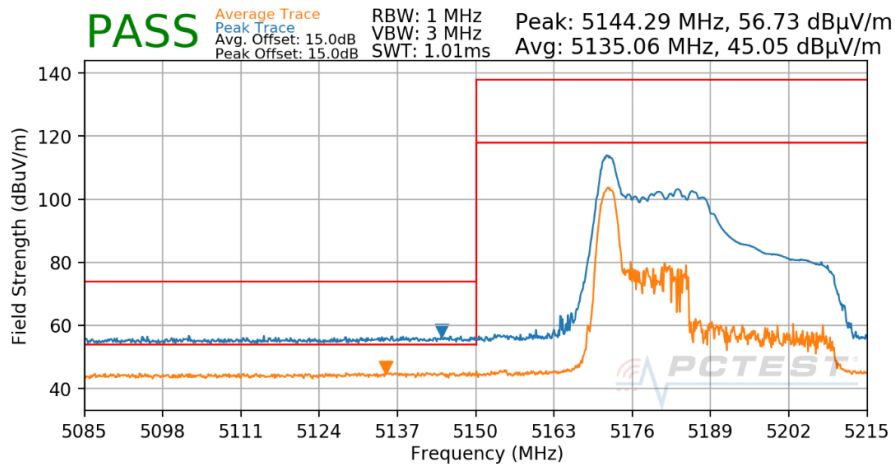
Plot 7-1460. Radiated Upper Band Edge Plot Antenna 1b (Peak – UNII Band 3 – RU242)

FCC ID: BCGA2324	PCTEST Proud to be part of element	MEASUREMENT REPORT (CERTIFICATION)	Approved by: Quality Manager
Test Report S/N: 1C2004270029-13-R1.BCG	Test Dates: 07/16/2020 - 09/09/2020	EUT Type: Tablet Device	Page 879 of 958

7.6.13 Antenna 1b Radiated Band Edge Measurements (40MHz BW) §15.407(b.1)(b.2) §15.205 §15.209; RSS-Gen [8.9]

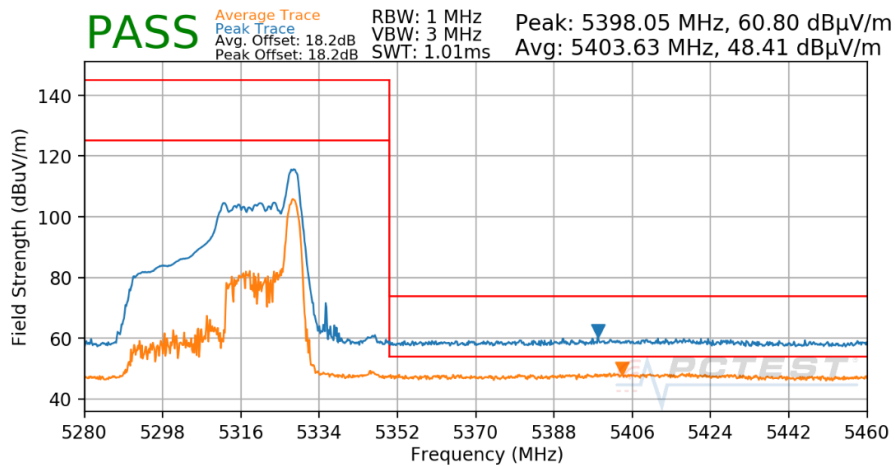
RU26

Worst Case Mode:	802.11ax
Worst Case Transfer Rate:	MCS11
RU Index:	0
Distance of Measurements:	3 Meters
Operating Frequency:	5190MHz
Channel:	38



Plot 7-1461. Radiated Lower Band Edge Plot Antenna 1b (Peak & Average – UNII Band 1 – RU26)

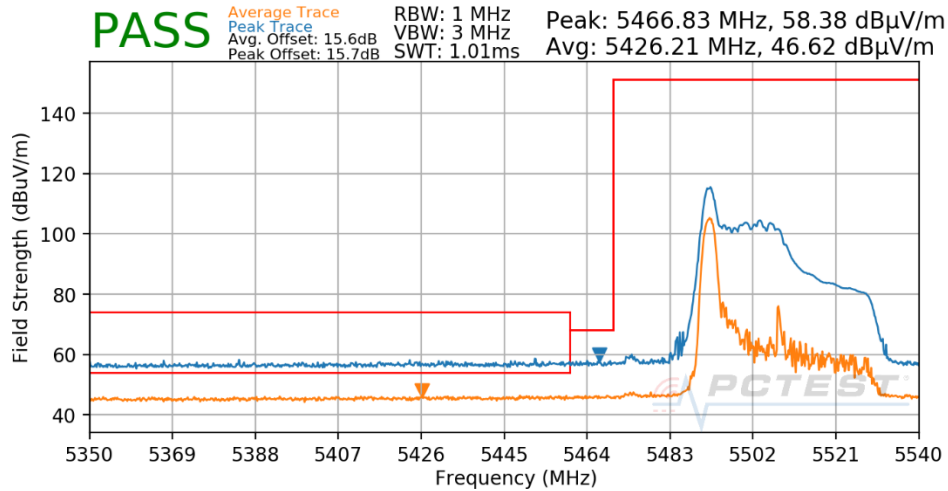
Worst Case Mode:	802.11ax
Worst Case Transfer Rate:	MCS11
RU Index:	17
Distance of Measurements:	3 Meters
Operating Frequency:	5310MHz
Channel:	62



Plot 7-1462. Radiated Upper Band Edge Plot Antenna 1b (Peak & Average – UNII Band 2A – RU26)

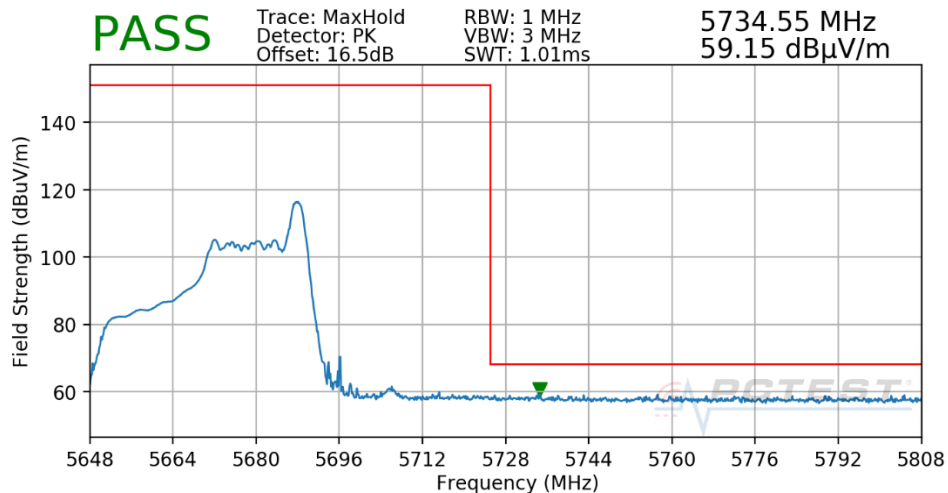
FCC ID: BCGA2324	PCTEST Proud to be part of element	MEASUREMENT REPORT (CERTIFICATION)	Approved by: Quality Manager
Test Report S/N: 1C2004270029-13-R1.BCG	Test Dates: 07/16/2020 - 09/09/2020	EUT Type: Tablet Device	Page 880 of 958

Worst Case Mode: 802.11ax
Worst Case Transfer Rate: MCS11
RU Index: 0
Distance of Measurements: 3 Meters
Operating Frequency: 5510MHz
Channel: 102



Plot 7-1463. Radiated Lower Band Edge Plot Antenna 1b (Peak & Average – UNII Band 2C – RU26)

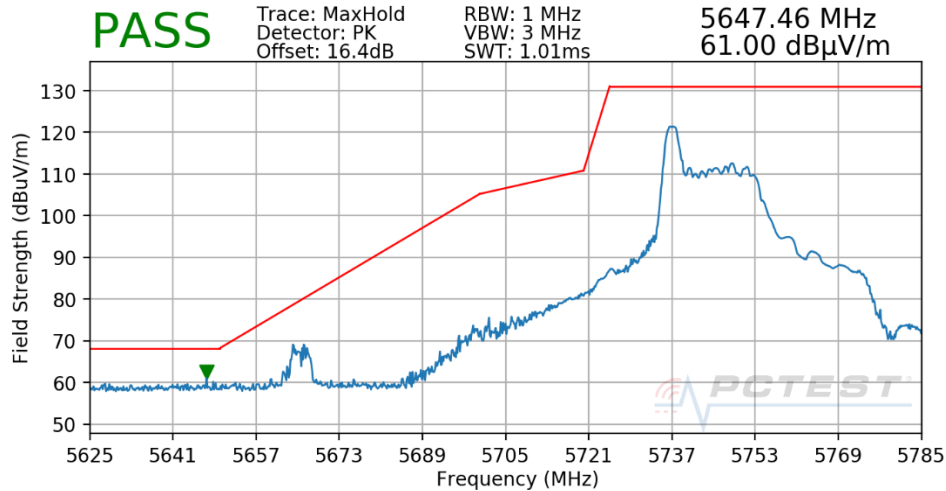
Worst Case Mode: 802.11ax
Worst Case Transfer Rate: MCS11
RU Index: 17
Distance of Measurements: 3 Meters
Operating Frequency: 5670MHz
Channel: 134



Plot 7-1464. Radiated Upper Band Edge Plot Antenna 1b (Peak – UNII Band 2C – RU26)

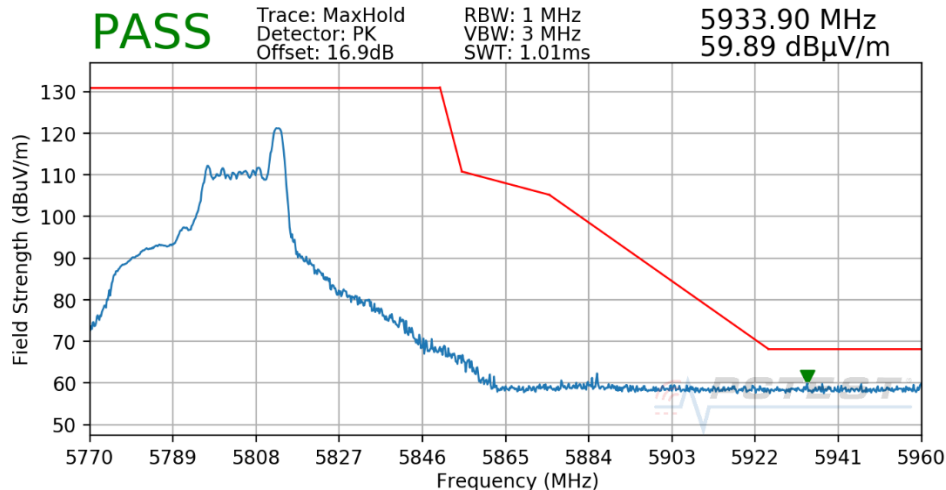
FCC ID: BCGA2324	PCTEST Proud to be part of element	MEASUREMENT REPORT (CERTIFICATION)	Approved by: Quality Manager
Test Report S/N: 1C2004270029-13-R1.BCG	Test Dates: 07/16/2020 - 09/09/2020	EUT Type: Tablet Device	Page 881 of 958

Worst Case Mode: 802.11ax
Worst Case Transfer Rate: MCS11
RU Index: 0
Distance of Measurements: 3 Meters
Operating Frequency: 5755MHz
Channel: 151



Plot 7-1465. Radiated Lower Band Edge Plot Antenna 1b (Peak – UNII Band 3 – RU26)

Worst Case Mode: 802.11ax
Worst Case Transfer Rate: MCS11
RU Index: 17
Distance of Measurements: 3 Meters
Operating Frequency: 5795MHz
Channel: 159



Plot 7-1466. Radiated Upper Band Edge Plot Antenna 1b (Peak – UNII Band 3 – RU26)

FCC ID: BCGA2324	PCTEST Proud to be part of element	MEASUREMENT REPORT (CERTIFICATION)	Approved by: Quality Manager
Test Report S/N: 1C2004270029-13-R1.BCG	Test Dates: 07/16/2020 - 09/09/2020	EUT Type: Tablet Device	Page 882 of 958