

Worst Case Mode: 802.11ax (20MHz BW)
Worst Case Transfer Rate: MCS11
RU Index: 61
Distance of Measurements: 3 Meters
Operating Frequency: 5280MHz
Channel: 56

Frequency [MHz]	Detector	Ant. Pol. [H/V]	Antenna Height [cm]	Turntable Azimuth [degree]	Analyzer Level [dBm]	AFCL [dB/m]	Field Strength [dBμV/m]	Limit [dBμV/m]	Margin [dB]
10560.00	Peak	H	-	-	-73.53	14.85	48.32	68.20	-19.88
* 15840.00	Average	H	-	-	-85.87	19.84	40.97	53.98	-13.01
* 15840.00	Peak	H	-	-	-73.83	19.84	53.01	73.98	-20.97

Table 7-223. Radiated Measurements CDD Primary (RU242)

Worst Case Mode: 802.11ax (20MHz BW)
Worst Case Transfer Rate: MCS11
RU Index: 61
Distance of Measurements: 3 Meters
Operating Frequency: 5320MHz
Channel: 64

Frequency [MHz]	Detector	Ant. Pol. [H/V]	Antenna Height [cm]	Turntable Azimuth [degree]	Analyzer Level [dBm]	AFCL [dB/m]	Field Strength [dBμV/m]	Limit [dBμV/m]	Margin [dB]
* 10640.00	Average	H	-	-	-85.30	15.23	36.93	53.98	-17.05
* 10640.00	Peak	H	-	-	-73.88	15.23	48.35	73.98	-25.63
* 15960.00	Average	H	-	-	-85.58	20.34	41.76	53.98	-12.22
* 15960.00	Peak	H	-	-	-74.68	20.34	52.66	73.98	-21.32

Table 7-224. Radiated Measurements CDD Primary (RU242)

FCC ID: BCGA2324	 PCTEST Proud to be part of 	MEASUREMENT REPORT (CERTIFICATION)	Approved by: Quality Manager
Test Report S/N: 1C2004270029-13-R1.BCG	Test Dates: 07/16/2020 - 09/09/2020	EUT Type: Tablet Device	Page 792 of 958

Worst Case Mode: 802.11ax (20MHz BW)
Worst Case Transfer Rate: MCS11
RU Index: 61
Distance of Measurements: 3 Meters
Operating Frequency: 5500MHz
Channel: 100

Frequency [MHz]	Detector	Ant. Pol. [H/V]	Antenna Height [cm]	Turntable Azimuth [degree]	Analyzer Level [dBm]	AFCL [dB/m]	Field Strength [dBμV/m]	Limit [dBμV/m]	Margin [dB]
* 11000.00	Average	H	-	-	-85.38	15.51	37.13	53.98	-16.85
* 11000.00	Peak	H	-	-	-74.07	15.51	48.44	73.98	-25.54
16500.00	Peak	H	-	-	-73.74	21.05	54.31	68.20	-13.89

Table 7-225. Radiated Measurements CDD Primary (RU242)

Worst Case Mode: 802.11ax (20MHz BW)
Worst Case Transfer Rate: MCS11
RU Index: 61
Distance of Measurements: 3 Meters
Operating Frequency: 5580MHz
Channel: 116

Frequency [MHz]	Detector	Ant. Pol. [H/V]	Antenna Height [cm]	Turntable Azimuth [degree]	Analyzer Level [dBm]	AFCL [dB/m]	Field Strength [dBμV/m]	Limit [dBμV/m]	Margin [dB]
* 11160.00	Average	H	-	-	-84.55	14.84	37.29	53.98	-16.69
* 11160.00	Peak	H	-	-	-72.73	14.84	49.11	73.98	-24.87
16740.00	Peak	H	-	-	-73.91	21.26	54.35	68.20	-13.85

Table 7-226. Radiated Measurements CDD Primary (RU242)

FCC ID: BCGA2324	 PCTEST Proud to be part of 	MEASUREMENT REPORT (CERTIFICATION)	Approved by: Quality Manager
Test Report S/N: 1C2004270029-13-R1.BCG	Test Dates: 07/16/2020 - 09/09/2020	EUT Type: Tablet Device	Page 793 of 958

Worst Case Mode: 802.11ax (20MHz BW)
Worst Case Transfer Rate: MCS11
RU Index: 61
Distance of Measurements: 3 Meters
Operating Frequency: 5720MHz
Channel: 144

Frequency [MHz]	Detector	Ant. Pol. [H/V]	Antenna Height [cm]	Turntable Azimuth [degree]	Analyzer Level [dBm]	AFCL [dB/m]	Field Strength [dBμV/m]	Limit [dBμV/m]	Margin [dB]
* 11440.00	Average	H	-	-	-85.80	15.72	36.92	53.98	-17.06
* 11440.00	Peak	H	-	-	-73.96	15.72	48.76	73.98	-25.22
17160.00	Peak	H	-	-	-74.41	21.03	53.62	68.20	-14.58

Table 7-227. Radiated Measurements CDD Primary (RU242)

Worst Case Mode: 802.11ax (20MHz BW)
Worst Case Transfer Rate: MCS11
RU Index: 61
Distance of Measurements: 3 Meters
Operating Frequency: 5745MHz
Channel: 149

Frequency [MHz]	Detector	Ant. Pol. [H/V]	Antenna Height [cm]	Turntable Azimuth [degree]	Analyzer Level [dBm]	AFCL [dB/m]	Field Strength [dBμV/m]	Limit [dBμV/m]	Margin [dB]
* 11490.00	Average	H	-	-	-85.09	15.69	37.60	53.98	-16.38
* 11490.00	Peak	H	-	-	-73.82	15.69	48.87	73.98	-25.11
17235.00	Peak	H	-	-	-74.53	20.90	53.37	68.20	-14.83

Table 7-228. Radiated Measurements CDD Primary (RU242)

FCC ID: BCGA2324	 PCTEST Proud to be part of 	MEASUREMENT REPORT (CERTIFICATION)	Approved by: Quality Manager
Test Report S/N: 1C2004270029-13-R1.BCG	Test Dates: 07/16/2020 - 09/09/2020	EUT Type: Tablet Device	Page 794 of 958

Worst Case Mode: 802.11ax (20MHz BW)
Worst Case Transfer Rate: MCS11
RU Index: 61
Distance of Measurements: 3 Meters
Operating Frequency: 5785MHz
Channel: 157

	Frequency [MHz]	Detector	Ant. Pol. [H/V]	Antenna Height [cm]	Turntable Azimuth [degree]	Analyzer Level [dBm]	AFCL [dB/m]	Field Strength [dBμV/m]	Limit [dBμV/m]	Margin [dB]
*	11570.00	Average	H	-	-	-84.75	15.45	37.70	53.98	-16.28
*	11570.00	Peak	H	-	-	-73.49	15.45	48.96	73.98	-25.02
	17355.00	Peak	H	-	-	-84.75	20.67	42.92	68.20	-25.28

Table 7-229. Radiated Measurements CDD Primary (RU242)

Worst Case Mode: 802.11ax (20MHz BW)
Worst Case Transfer Rate: MCS11
RU Index: 61
Distance of Measurements: 3 Meters
Operating Frequency: 5825MHz
Channel: 165

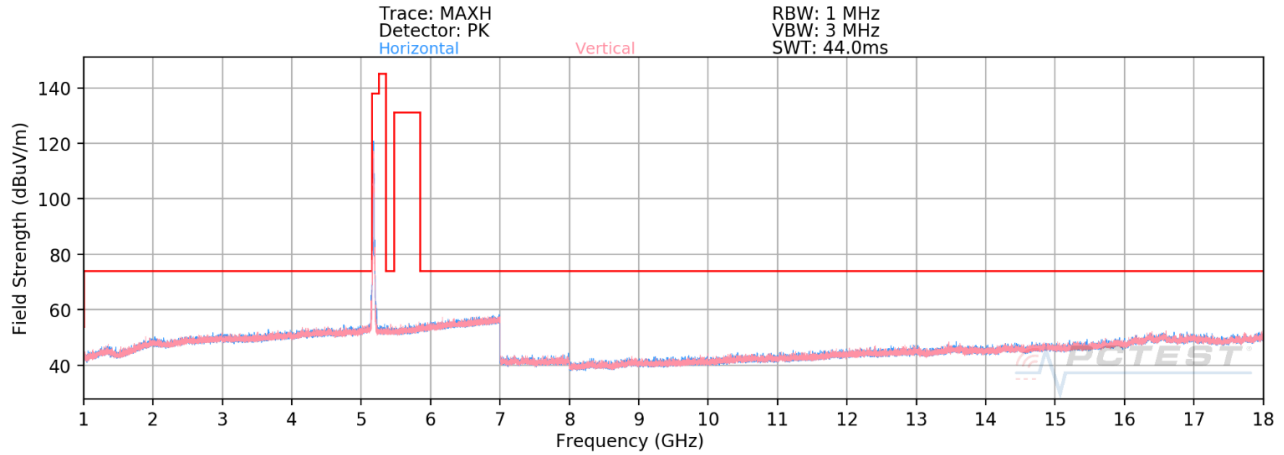
	Frequency [MHz]	Detector	Ant. Pol. [H/V]	Antenna Height [cm]	Turntable Azimuth [degree]	Analyzer Level [dBm]	AFCL [dB/m]	Field Strength [dBμV/m]	Limit [dBμV/m]	Margin [dB]
*	11650.00	Average	H	-	-	-85.00	15.93	37.93	53.98	-16.05
*	11650.00	Peak	H	-	-	-72.93	15.93	50.00	73.98	-23.98
	17475.00	Peak	H	-	-	-73.70	20.70	54.00	68.20	-14.20

Table 7-230. Radiated Measurements CDD Primary (RU242)

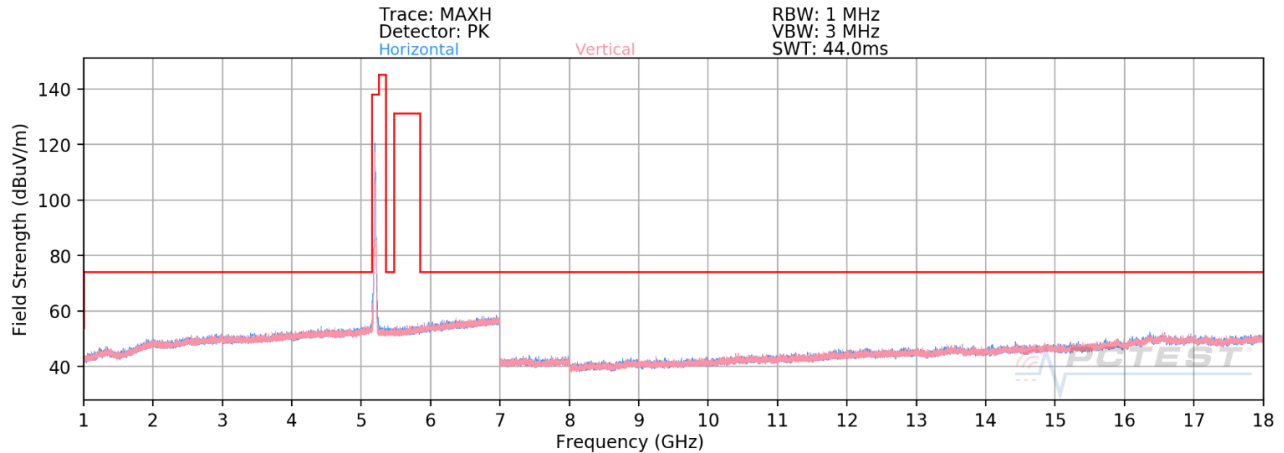
FCC ID: BCGA2324	 PCTEST Proud to be part of 	MEASUREMENT REPORT (CERTIFICATION)	Approved by: Quality Manager
Test Report S/N: 1C2004270029-13-R1.BCG	Test Dates: 07/16/2020 - 09/09/2020	EUT Type: Tablet Device	Page 795 of 958

7.6.5 CDD Diversity Radiated Spurious Emissions

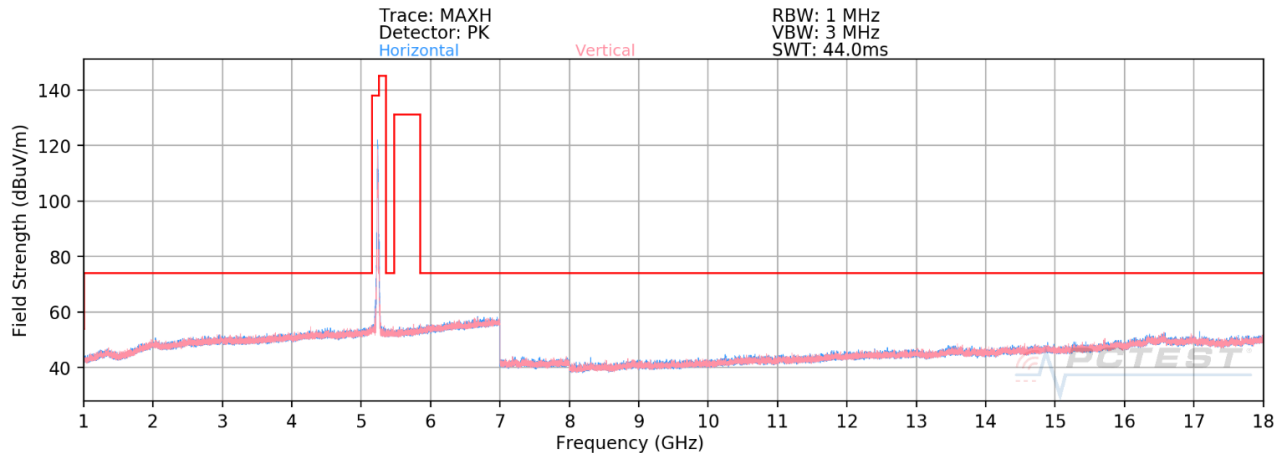
RU26



Plot 7-1319. Radiated Spurious Emissions above 1GHz CDD Diversity (802.11ax – UNII Band 1, Ch. 36 – RU26)

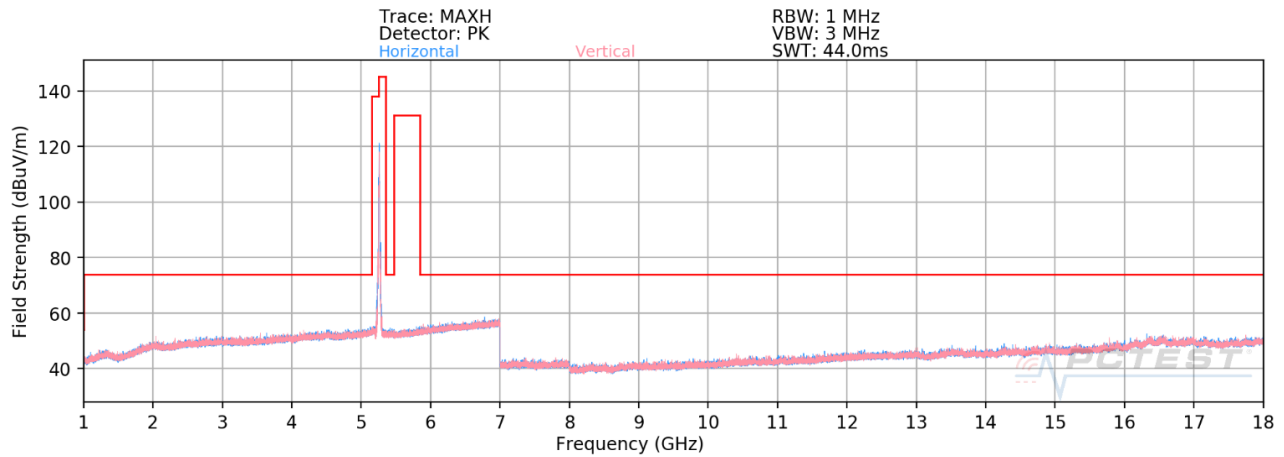


Plot 7-1320. Radiated Spurious Emissions above 1GHz CDD Diversity (802.11ax – UNII Band 1, Ch. 40 – RU26)

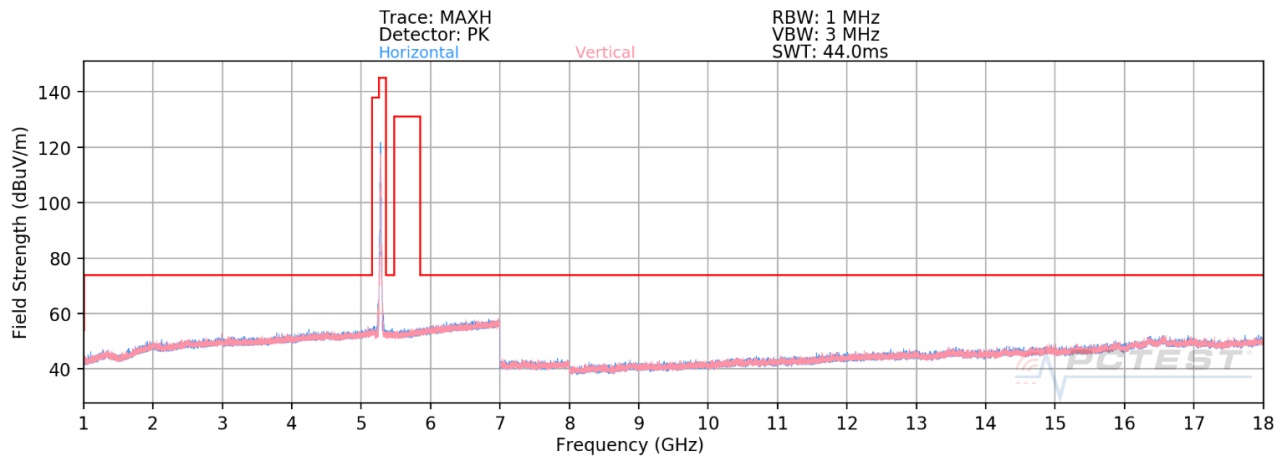


Plot 7-1321. Radiated Spurious Emissions above 1GHz CDD Diversity (802.11ax – UNII Band 1, Ch. 48 – RU26)

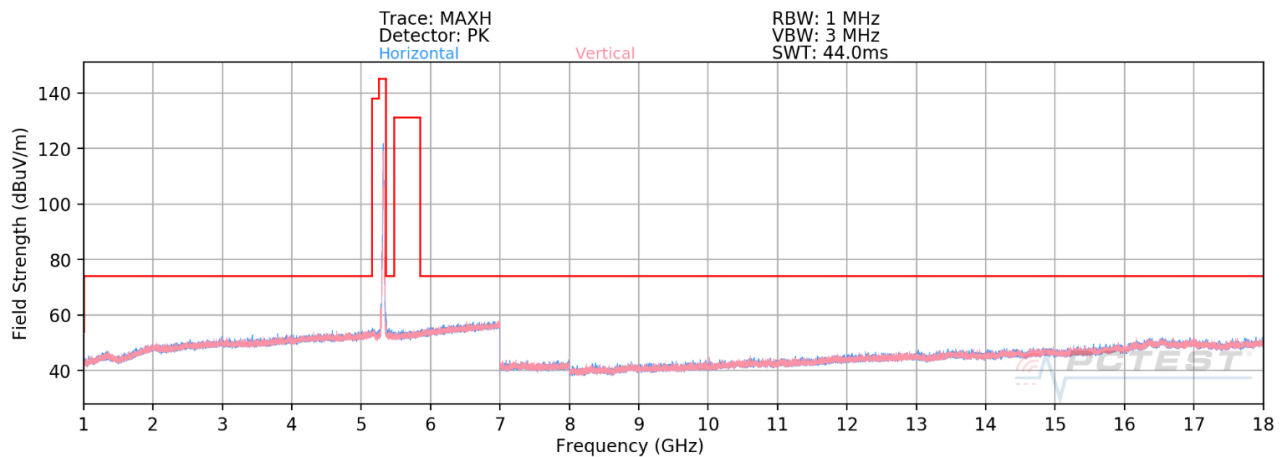
FCC ID: BCGA2324	PCTEST Proud to be part of element	MEASUREMENT REPORT (CERTIFICATION)	Approved by: Quality Manager
Test Report S/N: 1C2004270029-13-R1.BCG	Test Dates: 07/16/2020 - 09/09/2020	EUT Type: Tablet Device	Page 796 of 958



Plot 7-1322. Radiated Spurious Emissions above 1GHz CDD Diversity (802.11ax – UNII Band 2A, Ch. 52 – RU26)

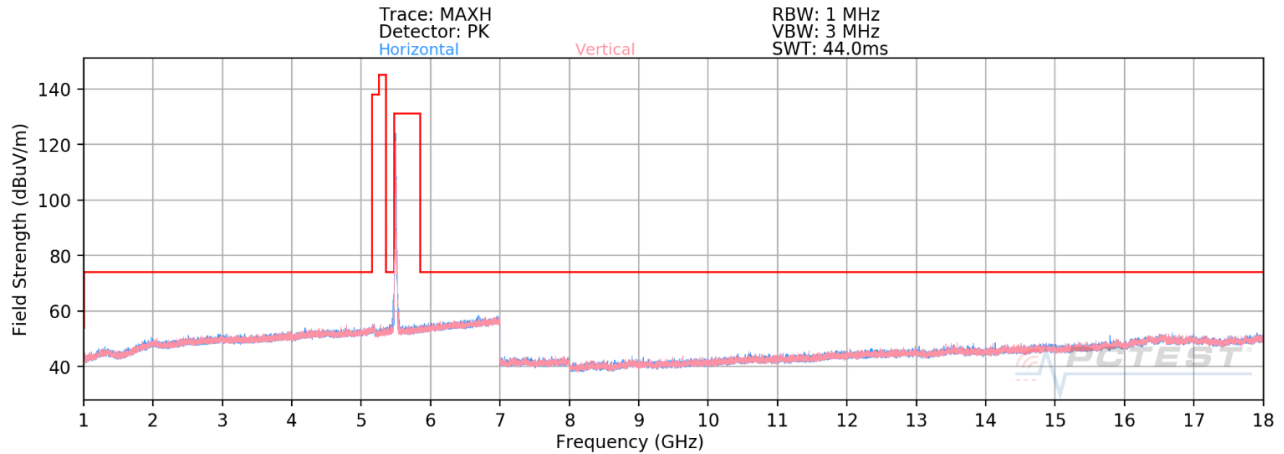


Plot 7-1323. Radiated Spurious Emissions above 1GHz CDD Diversity (802.11ax – UNII Band 2A, Ch. 56 – RU26)

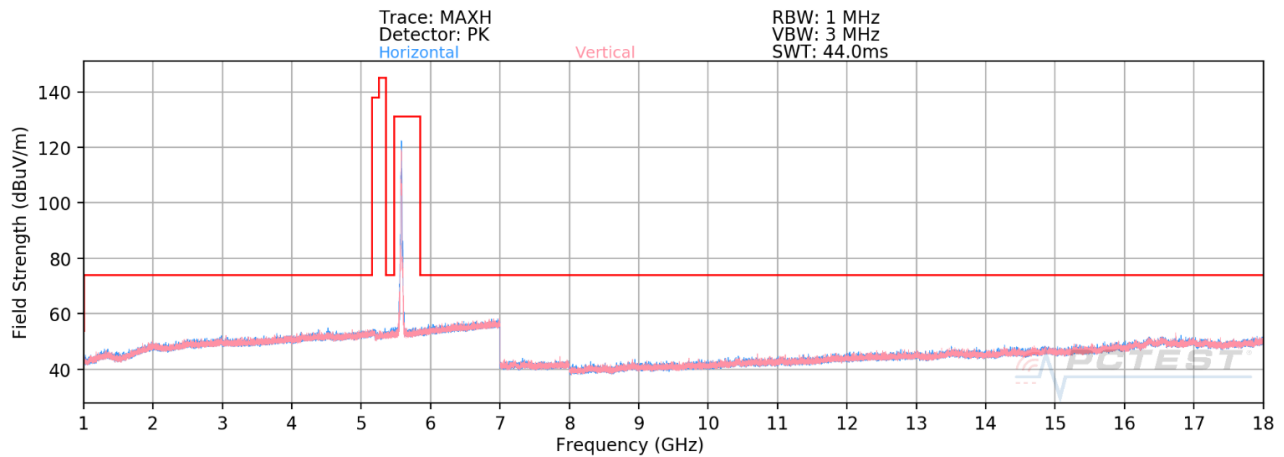


Plot 7-1324. Radiated Spurious Emissions above 1GHz CDD Diversity (802.11ax – UNII Band 2A, Ch. 64 – RU26)

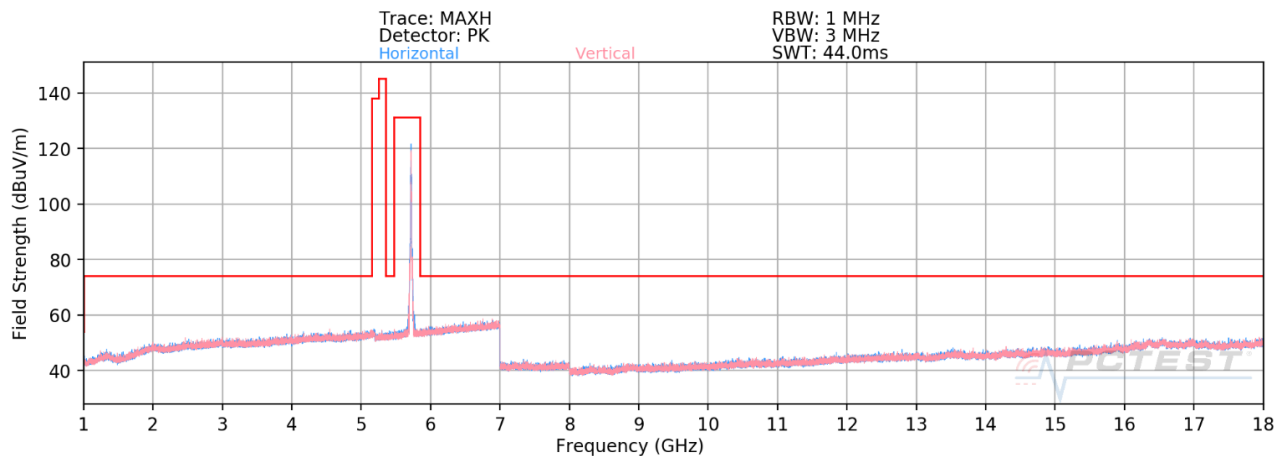
FCC ID: BCGA2324	PCTEST Proud to be part of element	MEASUREMENT REPORT (CERTIFICATION)	Approved by: Quality Manager
Test Report S/N: 1C2004270029-13-R1.BCG	Test Dates: 07/16/2020 - 09/09/2020	EUT Type: Tablet Device	Page 797 of 958



Plot 7-1325. Radiated Spurious Emissions above 1GHz CDD Diversity (802.11ax – UNII Band 2C, Ch. 100 – RU26)

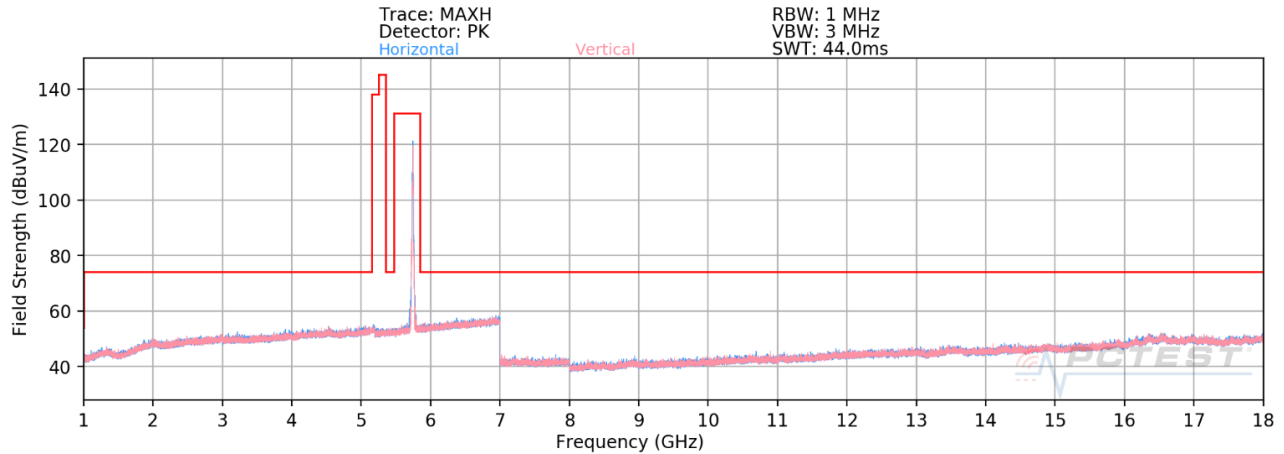


Plot 7-1326. Radiated Spurious Emissions above 1GHz CDD Diversity (802.11ax – UNII Band 2C, Ch. 116 – RU26)

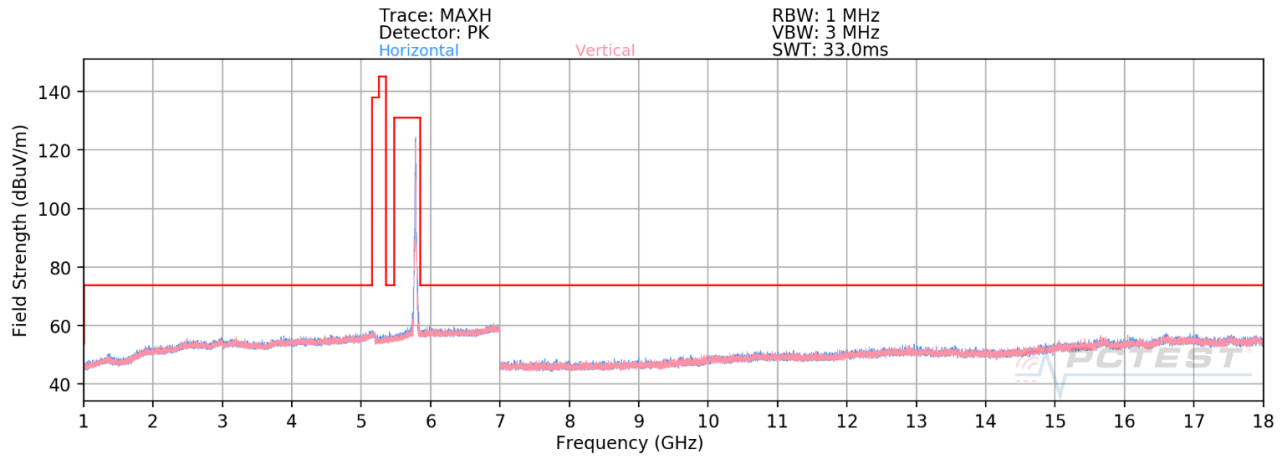


Plot 7-1327. Radiated Spurious Emissions above 1GHz CDD Diversity (802.11ax – UNII Band 2C, Ch. 144 – RU26)

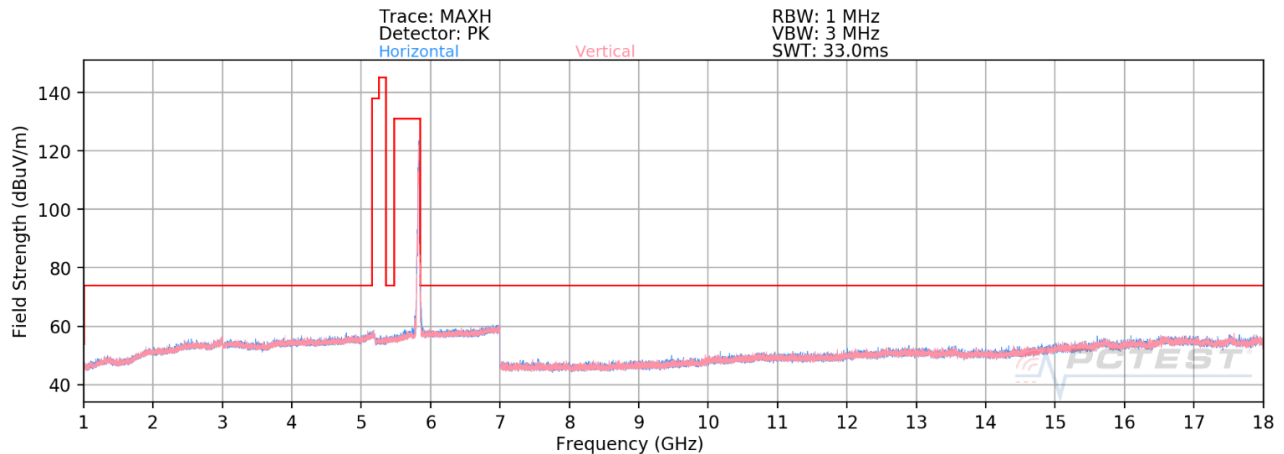
FCC ID: BCGA2324	 PCTEST Proud to be part of 	MEASUREMENT REPORT (CERTIFICATION)	Approved by: Quality Manager
Test Report S/N: 1C2004270029-13-R1.BCG	Test Dates: 07/16/2020 - 09/09/2020	EUT Type: Tablet Device	Page 798 of 958



Plot 7-1328. Radiated Spurious Emissions above 1GHz CDD Diversity (802.11ax – UNII Band 3, Ch. 149 – RU26)



Plot 7-1329. Radiated Spurious Emissions above 1GHz CDD Diversity (802.11ax – UNII Band 3, Ch. 157 – RU26)

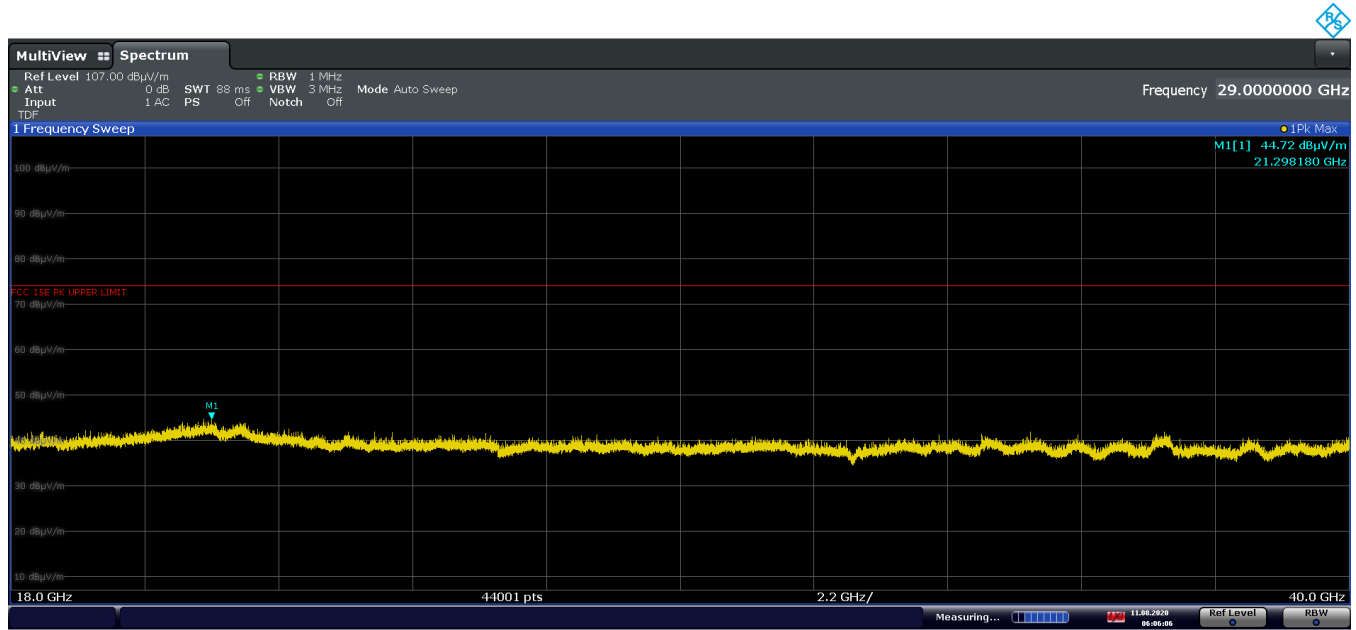


Plot 7-1330. Radiated Spurious Emissions above 1GHz CDD Diversity (802.11ax – UNII Band 3, Ch. 165 – RU26)

0

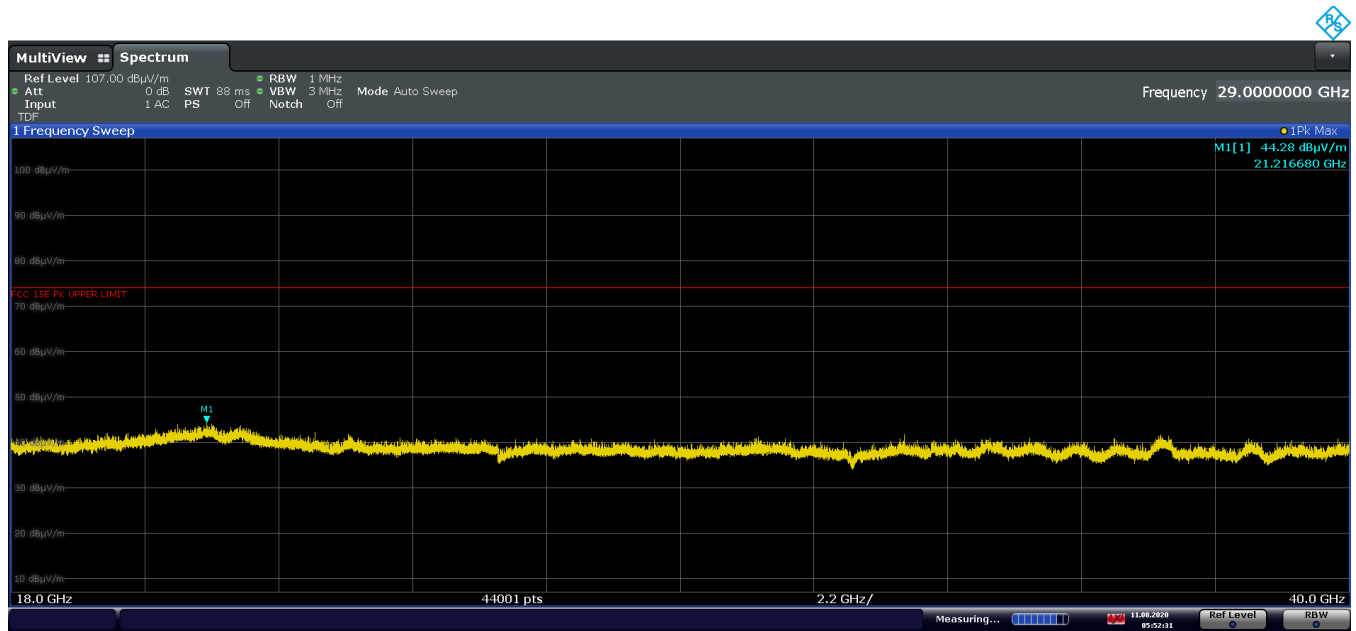
FCC ID: BCGA2324	 PCTEST Proud to be part of 	MEASUREMENT REPORT (CERTIFICATION)	Approved by: Quality Manager
Test Report S/N: 1C2004270029-13-R1.BCG	Test Dates: 07/16/2020 - 09/09/2020	EUT Type: Tablet Device	Page 799 of 958

CDD Diversity Radiated Spurious Emissions (Above 18GHz)



06:06:07 11.08.2020

Plot 7-1331. Radiated Spurious Emissions 18GHz – 40 GHz CDD Diversity (802.11ax Ch.36 — RU26, Pol. H)



05:52:31 11.08.2020

Plot 7-1332. Radiated Spurious Emissions 18 GHz - 40GHz CDD Diversity (802.11ax Ch.36 — RU26, Pol. V)

FCC ID: BCGA2324	PCTEST Proud to be part of element	MEASUREMENT REPORT (CERTIFICATION)	Approved by: Quality Manager
Test Report S/N: 1C2004270029-13-R1.BCG	Test Dates: 07/16/2020 - 09/09/2020	EUT Type: Tablet Device	Page 800 of 958

© 2020 PCTEST

V 10.2 04/22/2020

All rights reserved. Unless otherwise specified, no part of this report may be reproduced or utilized in any part, form or by any means, electronic or mechanical, including photocopying and microfilm, without permission in writing from PCTEST. If you have any questions about this international copyright or have an enquiry about obtaining additional rights to this report or assembly of contents thereof, please contact INFO@PCTEST.COM.

CDD Diversity Radiated Spurious Emissions (RU26)

§15.407(b) §15.205 & §15.209; RSS-Gen [8.9]

Worst Case Mode: 802.11ax (20MHz BW)
Worst Case Transfer Rate: MCS11
RU Index: 4
Distance of Measurements: 3 Meters
Operating Frequency: 5180MHz
Channel: 36

Frequency [MHz]	Detector	Ant. Pol. [H/V]	Antenna Height [cm]	Turntable Azimuth [degree]	Analyzer Level [dBm]	AFCL [dB/m]	Field Strength [dBμV/m]	Limit [dBμV/m]	Margin [dB]
10360.00	Peak	H	-	-	-74.36	14.74	47.38	68.20	-20.82
* 15540.00	Average	H	212	127	-80.89	19.68	45.79	53.98	-8.19
* 15540.00	Peak	H	212	127	-66.88	19.68	59.80	73.98	-14.18

Table 7-231. Radiated Measurements CDD Diversity (RU26)

Worst Case Mode: 802.11ax (20MHz BW)
Worst Case Transfer Rate: MCS11
RU Index: 4
Distance of Measurements: 3 Meters
Operating Frequency: 5200MHz
Channel: 40

Frequency [MHz]	Detector	Ant. Pol. [H/V]	Antenna Height [cm]	Turntable Azimuth [degree]	Analyzer Level [dBm]	AFCL [dB/m]	Field Strength [dBμV/m]	Limit [dBμV/m]	Margin [dB]
10400.00	Peak	H	-	-	-73.86	15.29	48.43	68.20	-19.77
* 15600.00	Average	H	-	-	-85.64	19.56	40.92	53.98	-13.05
* 15600.00	Peak	H	-	-	-74.54	19.56	52.02	73.98	-21.95

Table 7-232. Radiated Measurements CDD Diversity (RU26)

FCC ID: BCGA2324	 PCTEST Proud to be part of 	MEASUREMENT REPORT (CERTIFICATION)	Approved by: Quality Manager
Test Report S/N: 1C2004270029-13-R1.BCG	Test Dates: 07/16/2020 - 09/09/2020	EUT Type: Tablet Device	Page 801 of 958

Worst Case Mode: 802.11ax (20MHz BW)
Worst Case Transfer Rate: MCS11
RU Index: 4
Distance of Measurements: 3 Meters
Operating Frequency: 5240MHz
Channel: 48

Frequency [MHz]	Detector	Ant. Pol. [H/V]	Antenna Height [cm]	Turntable Azimuth [degree]	Analyzer Level [dBm]	AFCL [dB/m]	Field Strength [dBμV/m]	Limit [dBμV/m]	Margin [dB]
10480.00	Peak	H	-	-	-73.27	14.53	48.26	68.20	-19.94
* 15720.00	Average	H	-	-	-86.03	20.10	41.07	53.98	-12.91
* 15720.00	Peak	H	-	-	-74.32	20.10	52.78	73.98	-21.20

Table 7-233. Radiated Measurements CDD Diversity (RU26)

Worst Case Mode: 802.11ax (20MHz BW)
Worst Case Transfer Rate: MCS11
RU Index: 4
Distance of Measurements: 3 Meters
Operating Frequency: 5260MHz
Channel: 52

Frequency [MHz]	Detector	Ant. Pol. [H/V]	Antenna Height [cm]	Turntable Azimuth [degree]	Analyzer Level [dBm]	AFCL [dB/m]	Field Strength [dBμV/m]	Limit [dBμV/m]	Margin [dB]
10520.00	Peak	H	-	-	-73.38	14.33	47.95	68.20	-20.25
* 15780.00	Average	H	-	-	-85.96	19.64	40.68	53.98	-13.30
* 15780.00	Peak	H	-	-	-75.04	19.64	51.60	73.98	-22.38

Table 7-234. Radiated Measurements CDD Diversity (RU26)

FCC ID: BCGA2324	 PCTEST Proud to be part of 	MEASUREMENT REPORT (CERTIFICATION)	Approved by: Quality Manager
Test Report S/N: 1C2004270029-13-R1.BCG	Test Dates: 07/16/2020 - 09/09/2020	EUT Type: Tablet Device	Page 802 of 958

Worst Case Mode: 802.11ax (20MHz BW)
Worst Case Transfer Rate: MCS11
RU Index: 4
Distance of Measurements: 3 Meters
Operating Frequency: 5280MHz
Channel: 56

Frequency [MHz]	Detector	Ant. Pol. [H/V]	Antenna Height [cm]	Turntable Azimuth [degree]	Analyzer Level [dBm]	AFCL [dB/m]	Field Strength [dBμV/m]	Limit [dBμV/m]	Margin [dB]
10560.00	Peak	H	-	-	-73.29	14.85	48.56	68.20	-19.64
* 15840.00	Average	H	-	-	-85.92	19.84	40.92	53.98	-13.06
* 15840.00	Peak	H	-	-	-74.12	19.84	52.72	73.98	-21.26

Table 7-235. Radiated Measurements CDD Diversity (RU26)

Worst Case Mode: 802.11ax (20MHz BW)
Worst Case Transfer Rate: MCS11
RU Index: 4
Distance of Measurements: 3 Meters
Operating Frequency: 5320MHz
Channel: 64

Frequency [MHz]	Detector	Ant. Pol. [H/V]	Antenna Height [cm]	Turntable Azimuth [degree]	Analyzer Level [dBm]	AFCL [dB/m]	Field Strength [dBμV/m]	Limit [dBμV/m]	Margin [dB]
* 10640.00	Average	H	-	-	-85.14	15.23	37.09	53.98	-16.89
* 10640.00	Peak	H	-	-	-74.26	15.23	47.97	73.98	-26.01
* 15960.00	Average	H	318	274	-84.37	20.34	42.97	53.98	-11.01
* 15960.00	Peak	H	318	274	-72.99	20.34	54.35	73.98	-19.63

Table 7-236. Radiated Measurements CDD Diversity (RU26)

FCC ID: BCGA2324	 PCTEST Proud to be part of 	MEASUREMENT REPORT (CERTIFICATION)	Approved by: Quality Manager
Test Report S/N: 1C2004270029-13-R1.BCG	Test Dates: 07/16/2020 - 09/09/2020	EUT Type: Tablet Device	Page 803 of 958

Worst Case Mode: 802.11ax (20MHz BW)
Worst Case Transfer Rate: MCS11
RU Index: 4
Distance of Measurements: 3 Meters
Operating Frequency: 5500MHz
Channel: 100

	Frequency [MHz]	Detector	Ant. Pol. [H/V]	Antenna Height [cm]	Turntable Azimuth [degree]	Analyzer Level [dBm]	AFCL [dB/m]	Field Strength [dBμV/m]	Limit [dBμV/m]	Margin [dB]
*	11000.00	Average	H	375	265	-84.52	15.51	37.99	53.98	-15.99
*	11000.00	Peak	H	375.00	265.00	-73.61	15.51	48.90	73.98	-25.08
	16500.00	Peak	H	167	235	-66.46	21.05	61.59	68.20	-6.61

Table 7-237. Radiated Measurements CDD Diversity (RU26)

Worst Case Mode: 802.11ax (20MHz BW)
Worst Case Transfer Rate: MCS11
RU Index: 4
Distance of Measurements: 3 Meters
Operating Frequency: 5580MHz
Channel: 116

	Frequency [MHz]	Detector	Ant. Pol. [H/V]	Antenna Height [cm]	Turntable Azimuth [degree]	Analyzer Level [dBm]	AFCL [dB/m]	Field Strength [dBμV/m]	Limit [dBμV/m]	Margin [dB]
*	11160.00	Average	H	-	-	-84.94	14.84	36.90	53.98	-17.08
*	11160.00	Peak	H	-	-	-72.95	14.84	48.89	73.98	-25.09
	16740.00	Peak	H	241	237	-70.79	21.26	57.47	68.20	-10.73

Table 7-238. Radiated Measurements CDD Diversity (RU26)

FCC ID: BCGA2324	 PCTEST Proud to be part of 	MEASUREMENT REPORT (CERTIFICATION)	Approved by: Quality Manager
Test Report S/N: 1C2004270029-13-R1.BCG	Test Dates: 07/16/2020 - 09/09/2020	EUT Type: Tablet Device	Page 804 of 958

Worst Case Mode: 802.11ax (20MHz BW)
 Worst Case Transfer Rate: MCS11
 RU Index: 4
 Distance of Measurements: 3 Meters
 Operating Frequency: 5720MHz
 Channel: 144

Frequency [MHz]	Detector	Ant. Pol. [H/V]	Antenna Height [cm]	Turntable Azimuth [degree]	Analyzer Level [dBm]	AFCL [dB/m]	Field Strength [dBμV/m]	Limit [dBμV/m]	Margin [dB]
* 11440.00	Average	H	-	-	-85.82	15.72	36.90	53.98	-17.08
* 11440.00	Peak	H	-	-	-73.56	15.72	49.16	73.98	-24.82
17160.00	Peak	H	347	275	-73.08	21.03	54.95	68.20	-13.25

Table 7-239. Radiated Measurements CDD Diversity (RU26)

Worst Case Mode: 802.11ax (20MHz BW)
 Worst Case Transfer Rate: MCS11
 RU Index: 4
 Distance of Measurements: 3 Meters
 Operating Frequency: 5745MHz
 Channel: 149

Frequency [MHz]	Detector	Ant. Pol. [H/V]	Antenna Height [cm]	Turntable Azimuth [degree]	Analyzer Level [dBm]	AFCL [dB/m]	Field Strength [dBμV/m]	Limit [dBμV/m]	Margin [dB]
* 11490.00	Average	H	-	-	-81.48	15.69	41.21	53.98	-12.77
* 11490.00	Peak	H	-	-	-70.85	15.69	51.84	73.98	-22.14
17235.00	Peak	H	-	-	-70.69	20.90	57.21	68.20	-10.99

Table 7-240. Radiated Measurements CDD Diversity (RU26)

FCC ID: BCGA2324	 MEASUREMENT REPORT (CERTIFICATION)	Approved by: Quality Manager
Test Report S/N: 1C2004270029-13-R1.BCG	Test Dates: 07/16/2020 - 09/09/2020	EUT Type: Tablet Device
		Page 805 of 958

Worst Case Mode: 802.11ax (20MHz BW)
Worst Case Transfer Rate: MCS11
RU Index: 4
Distance of Measurements: 3 Meters
Operating Frequency: 5785MHz
Channel: 157

Frequency [MHz]	Detector	Ant. Pol. [H/V]	Antenna Height [cm]	Turntable Azimuth [degree]	Analyzer Level [dBm]	AFCL [dB/m]	Field Strength [dBμV/m]	Limit [dBμV/m]	Margin [dB]
* 11570.00	Average	H	-	-	-81.47	15.45	40.98	53.98	-13.00
* 11570.00	Peak	H	-	-	-70.33	15.45	52.12	73.98	-21.86
17355.00	Peak	H	-	-	-71.31	20.67	56.36	68.20	-11.84

Table 7-241. Radiated Measurements CDD Diversity (RU26)

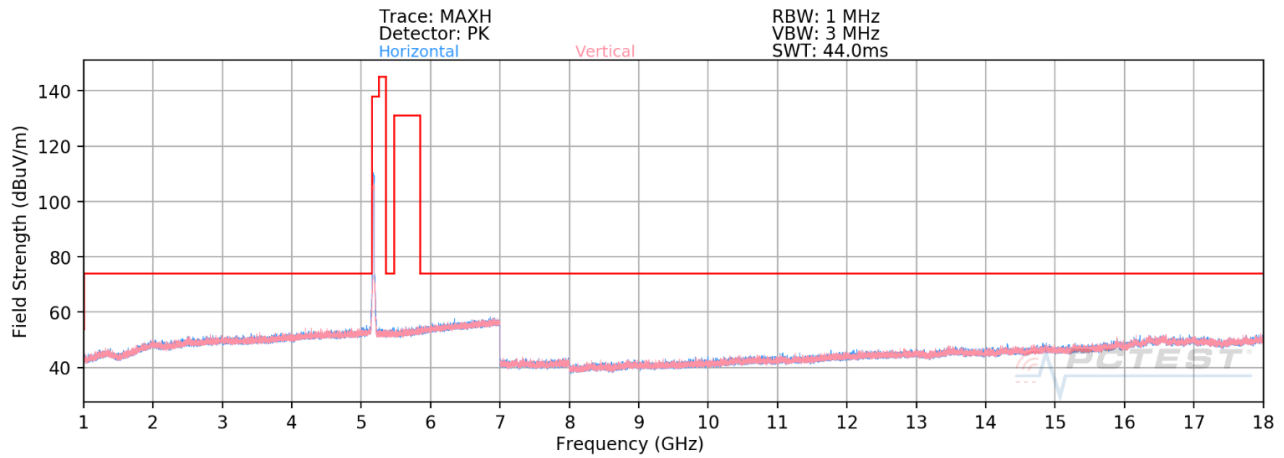
Worst Case Mode: 802.11ax (20MHz BW)
Worst Case Transfer Rate: MCS11
RU Index: 4
Distance of Measurements: 3 Meters
Operating Frequency: 5825MHz
Channel: 165

Frequency [MHz]	Detector	Ant. Pol. [H/V]	Antenna Height [cm]	Turntable Azimuth [degree]	Analyzer Level [dBm]	AFCL [dB/m]	Field Strength [dBμV/m]	Limit [dBμV/m]	Margin [dB]
* 11650.00	Average	H	-	-	-81.61	15.93	41.32	53.98	-12.66
* 11650.00	Peak	H	-	-	-70.04	15.93	52.89	73.98	-21.09
17475.00	Peak	H	-	-	-71.87	20.70	55.83	68.20	-12.37

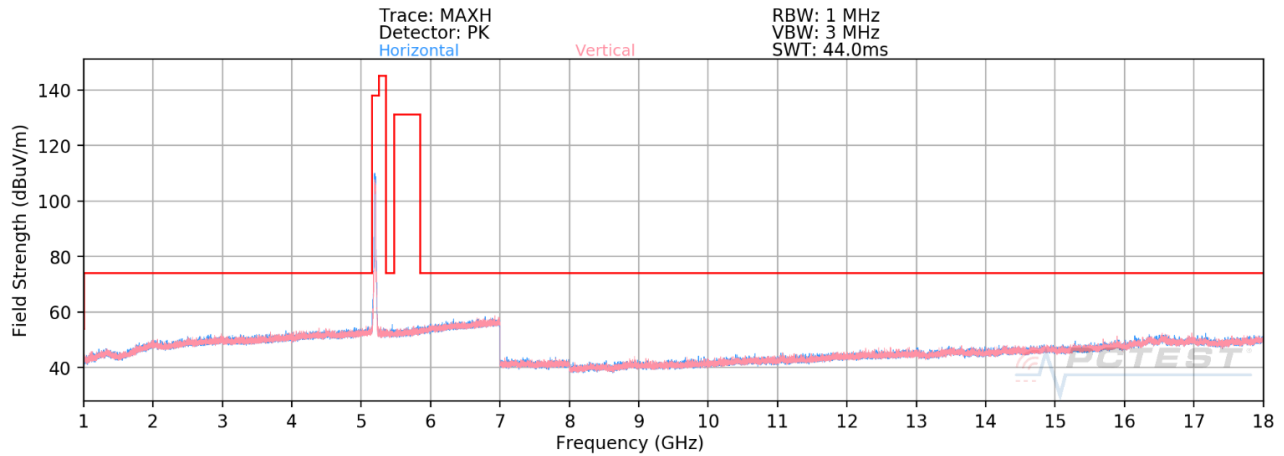
Table 7-242. Radiated Measurements CDD Diversity (RU26)

FCC ID: BCGA2324	 PCTEST Proud to be part of 	MEASUREMENT REPORT (CERTIFICATION)	Approved by: Quality Manager
Test Report S/N: 1C2004270029-13-R1.BCG	Test Dates: 07/16/2020 - 09/09/2020	EUT Type: Tablet Device	Page 806 of 958

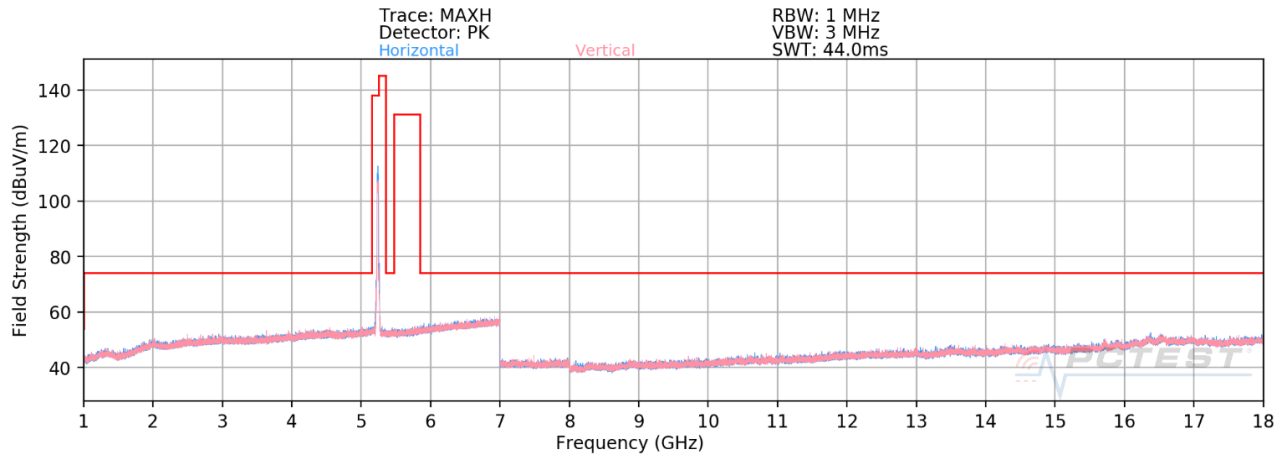
RU242



Plot 7-1333. Radiated Spurious Emissions above 1GHz CDD Diversity (802.11ax – UNII Band 1, Ch. 36 – RU242)

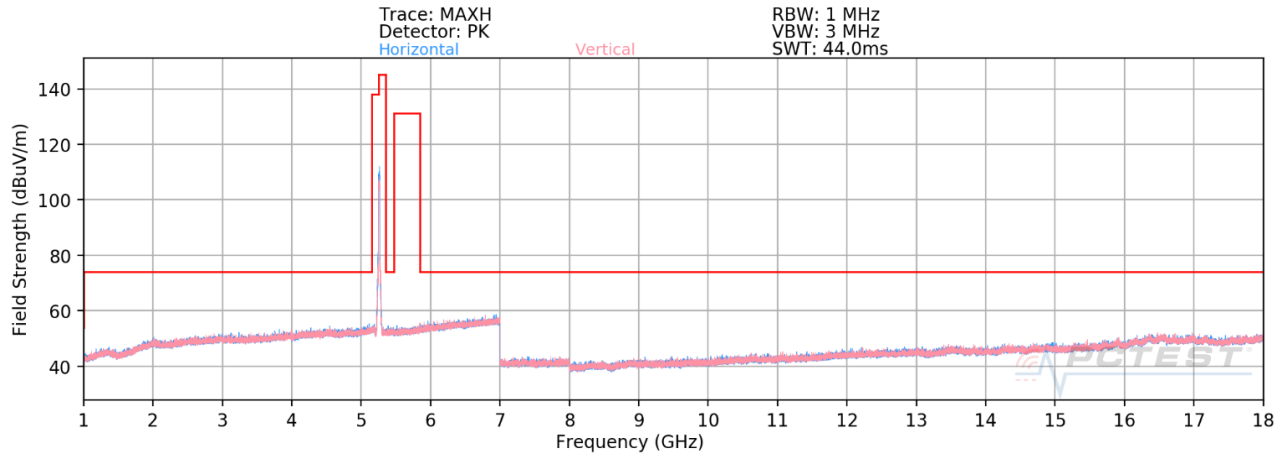


Plot 7-1334. Radiated Spurious Emissions above 1GHz CDD Diversity (802.11ax – UNII Band 1, Ch. 40 – RU242)

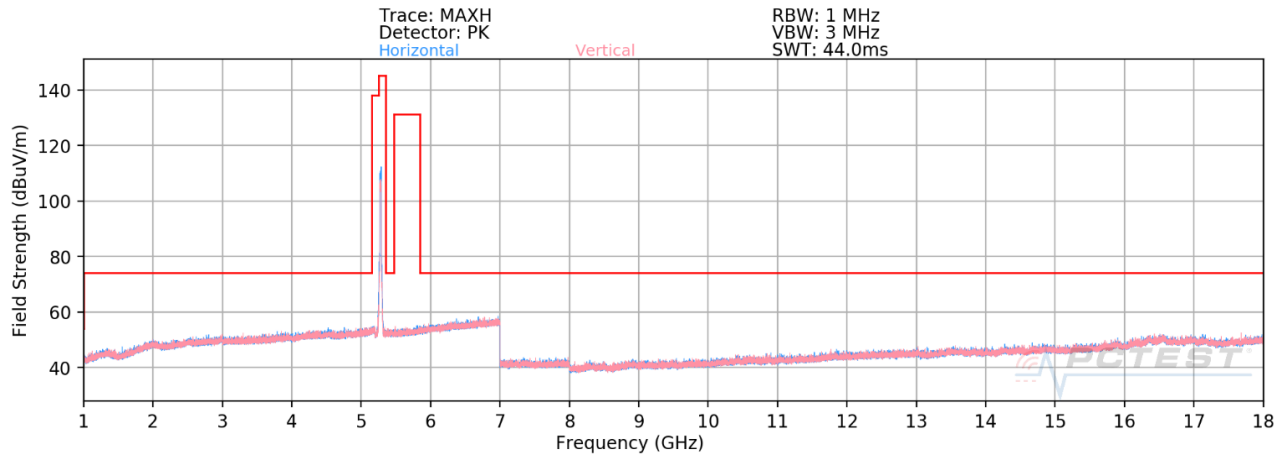


Plot 7-1335. Radiated Spurious Emissions above 1GHz CDD Diversity (802.11ax – UNII Band 1, Ch. 48 – RU242)

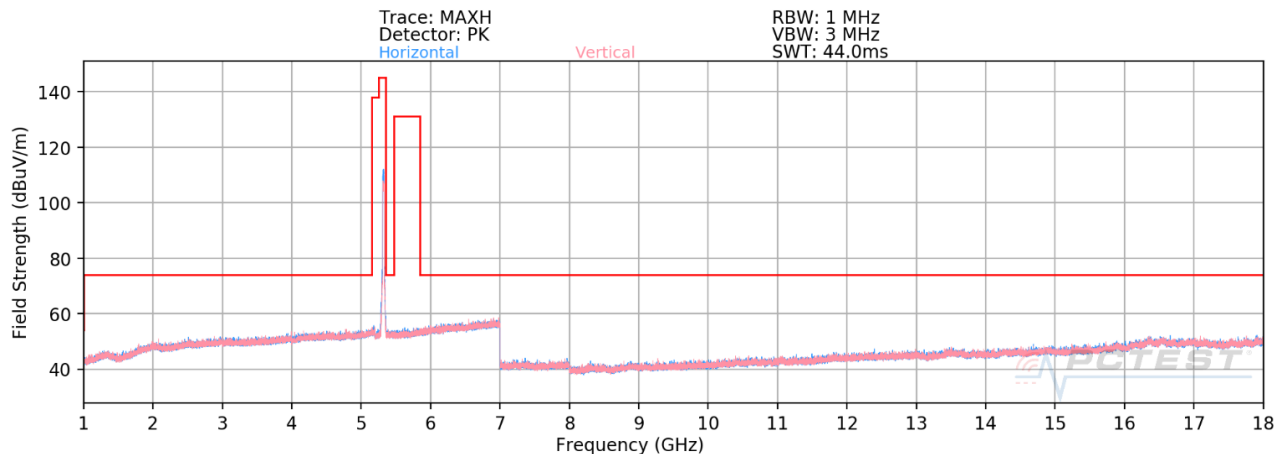
FCC ID: BCGA2324	PCTEST Proud to be part of element	MEASUREMENT REPORT (CERTIFICATION)	Approved by: Quality Manager
Test Report S/N: 1C2004270029-13-R1.BCG	Test Dates: 07/16/2020 - 09/09/2020	EUT Type: Tablet Device	Page 807 of 958



Plot 7-1336. Radiated Spurious Emissions above 1GHz CDD Diversity (802.11ax – UNII Band 2A, Ch. 52 – RU242)

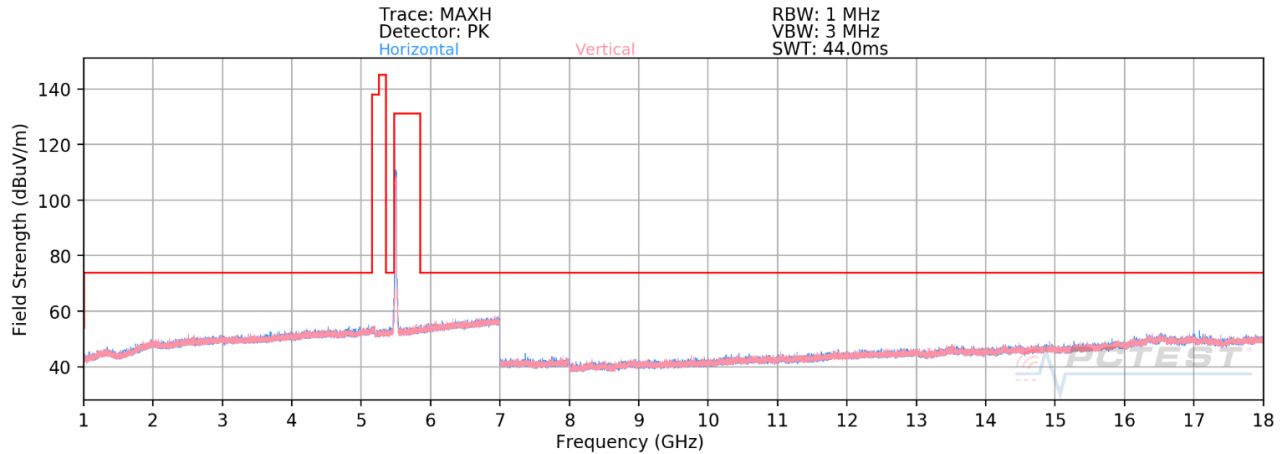


Plot 7-1337. Radiated Spurious Emissions above 1GHz CDD Diversity (802.11ax – UNII Band 2A, Ch. 56 – RU242)

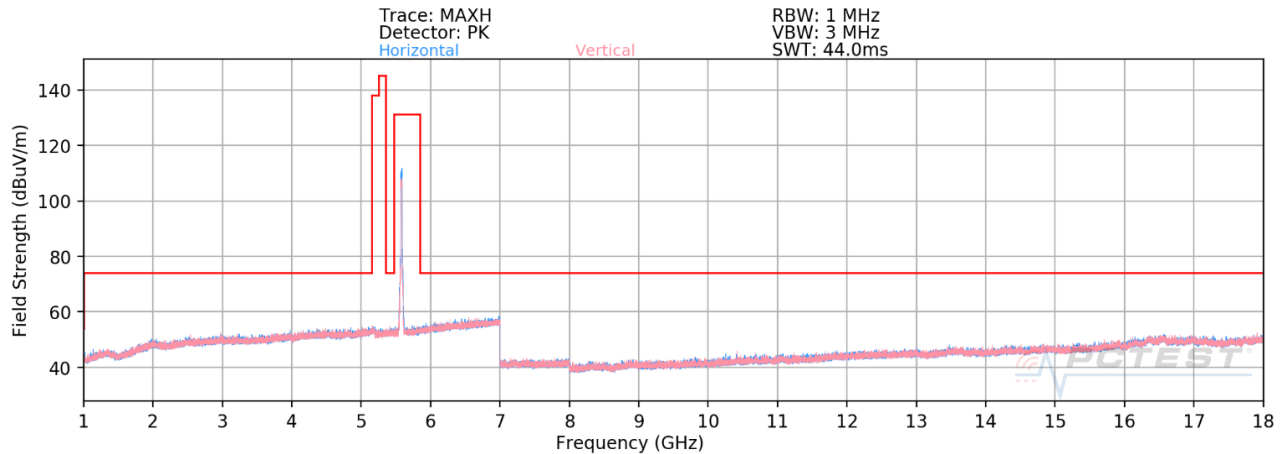


Plot 7-1338. Radiated Spurious Emissions above 1GHz CDD Diversity (802.11ax – UNII Band 2A, Ch. 64 – RU242)

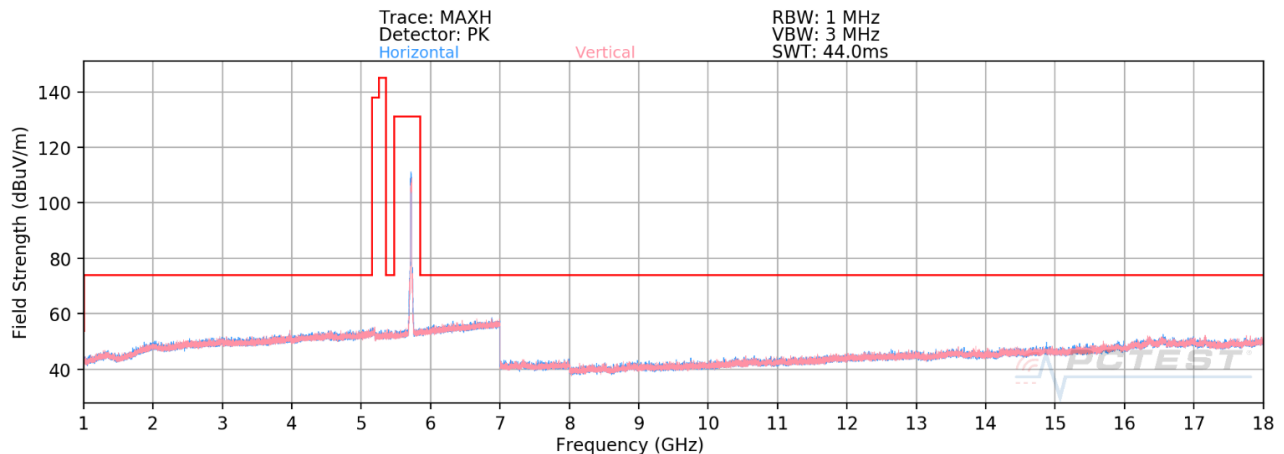
FCC ID: BCGA2324	PCTEST Proud to be part of element	MEASUREMENT REPORT (CERTIFICATION)	Approved by: Quality Manager
Test Report S/N: 1C2004270029-13-R1.BCG	Test Dates: 07/16/2020 - 09/09/2020	EUT Type: Tablet Device	Page 808 of 958



Plot 7-1339. Radiated Spurious Emissions above 1GHz CDD Diversity (802.11ax – UNII Band 2C, Ch. 100 – RU242)

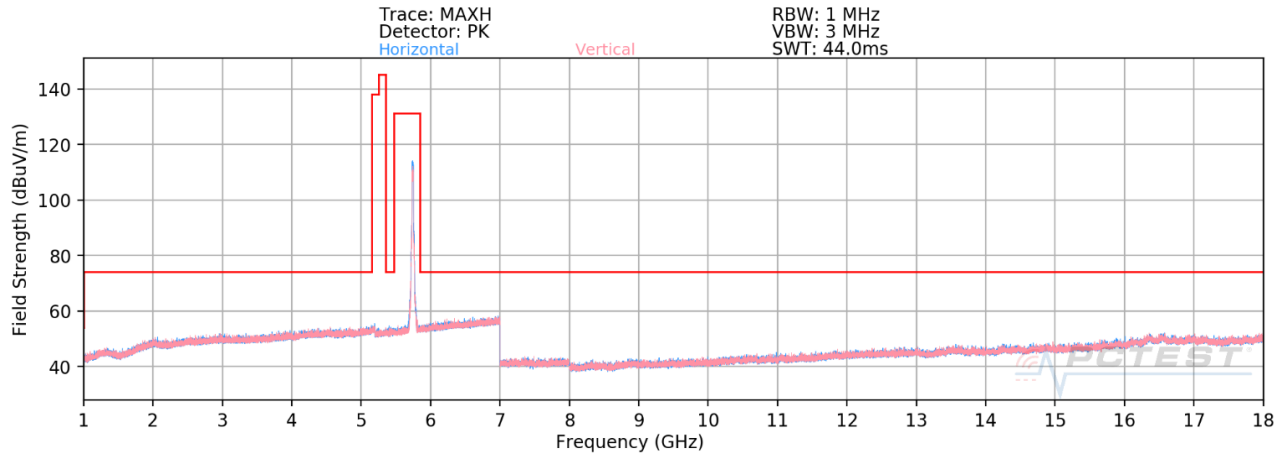


Plot 7-1340. Radiated Spurious Emissions above 1GHz CDD Diversity (802.11ax – UNII Band 2C, Ch. 116 – RU242)

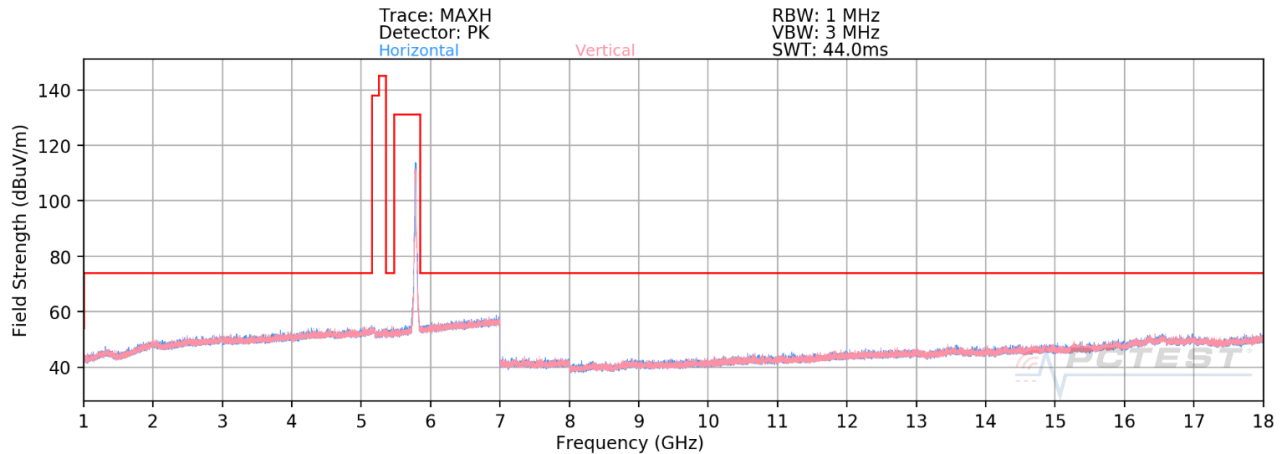


Plot 7-1341. Radiated Spurious Emissions above 1GHz CDD Diversity (802.11ax – UNII Band 2C, Ch. 144 – RU242)

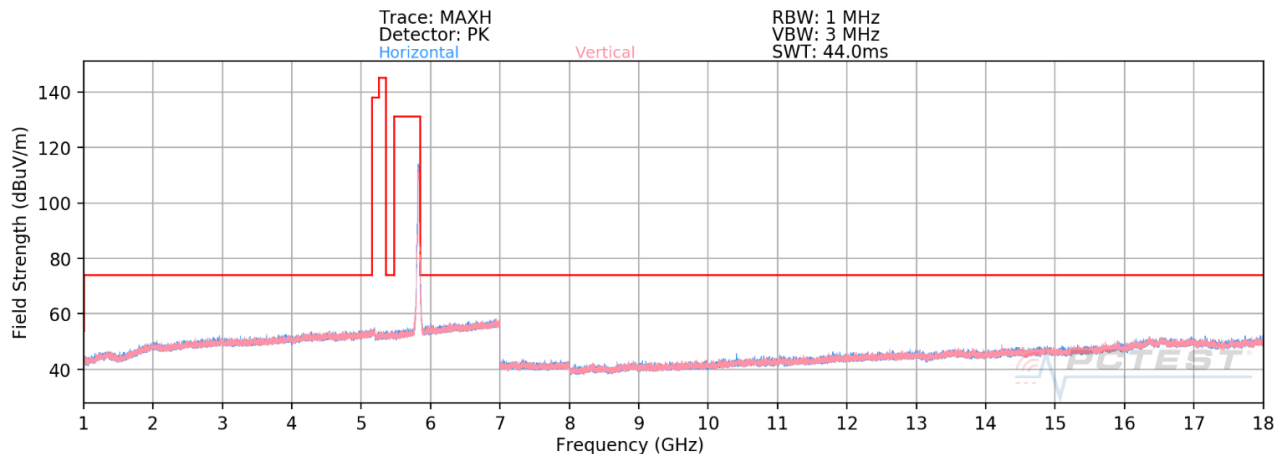
FCC ID: BCGA2324	 PCTEST Proud to be part of 	MEASUREMENT REPORT (CERTIFICATION)	Approved by: Quality Manager
Test Report S/N: 1C2004270029-13-R1.BCG	Test Dates: 07/16/2020 - 09/09/2020	EUT Type: Tablet Device	Page 809 of 958



Plot 7-1342. Radiated Spurious Emissions above 1GHz CDD Diversity (802.11ax – UNII Band 3, Ch. 149 – RU242)



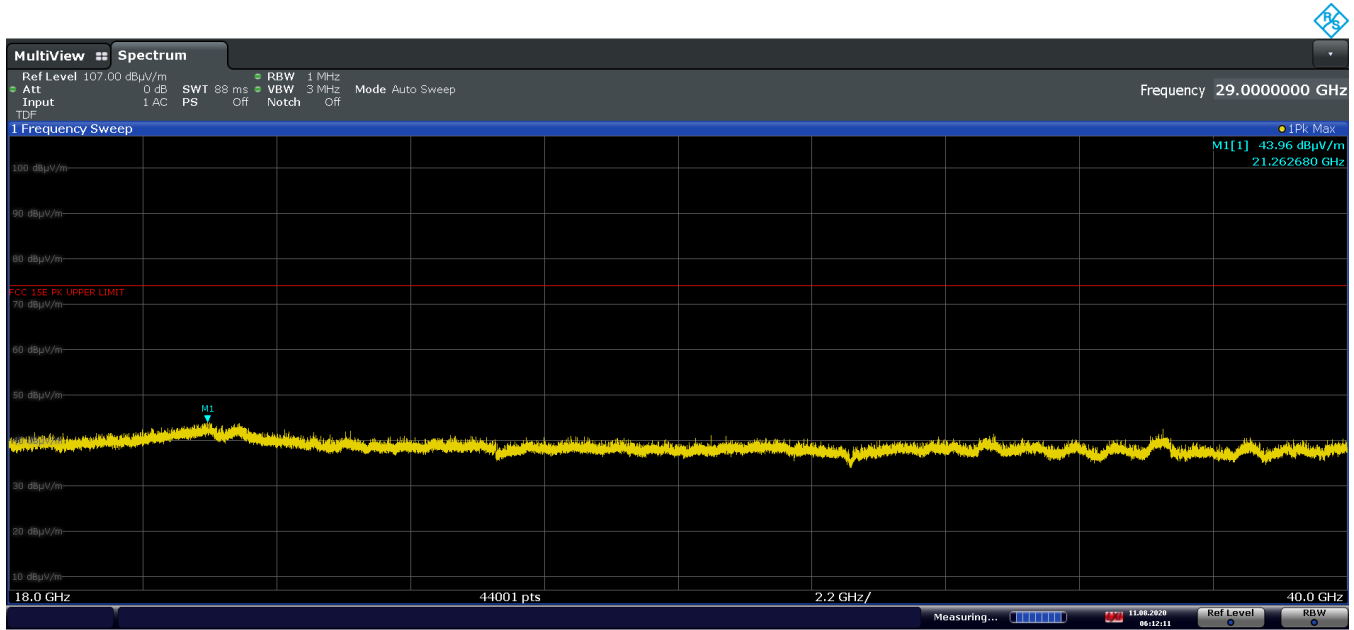
Plot 7-1343. Radiated Spurious Emissions above 1GHz CDD Diversity (802.11ax – UNII Band 3, Ch. 157 – RU242)



Plot 7-1344. Radiated Spurious Emissions above 1GHz CDD Diversity (802.11ax – UNII Band 3, Ch. 165 – RU242)

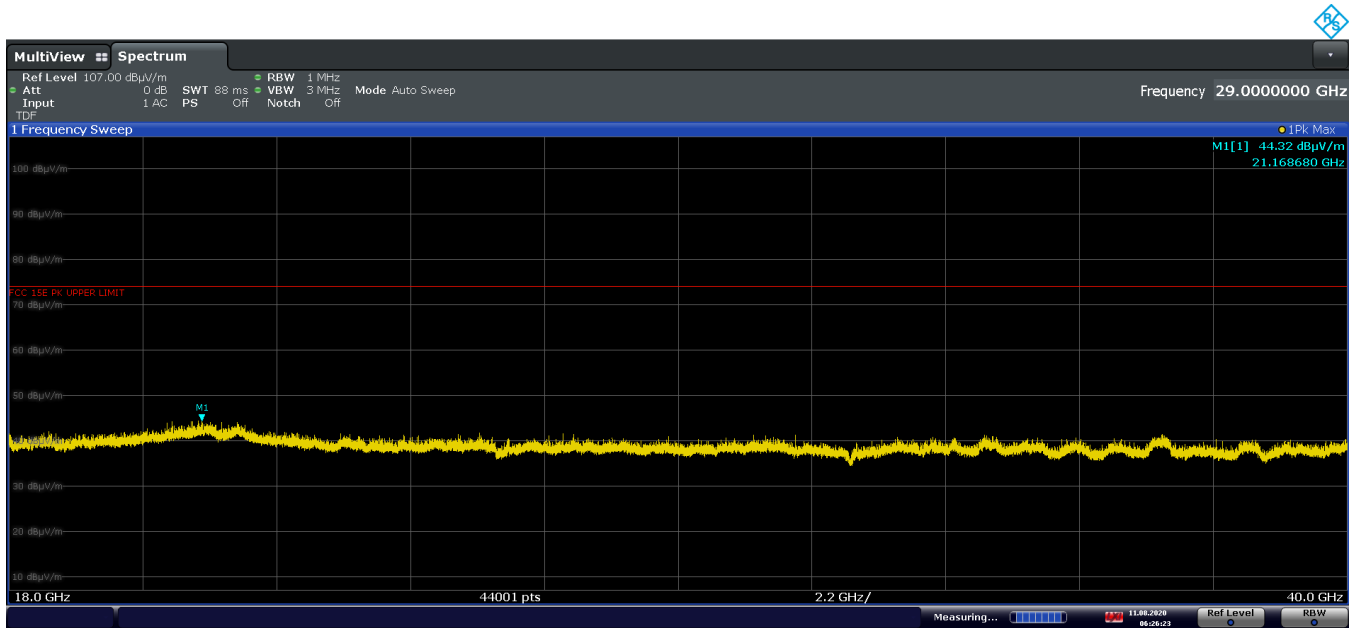
FCC ID: BCGA2324	PCTEST Proud to be part of element	MEASUREMENT REPORT (CERTIFICATION)	Approved by: Quality Manager
Test Report S/N: 1C2004270029-13-R1.BCG	Test Dates: 07/16/2020 - 09/09/2020	EUT Type: Tablet Device	Page 810 of 958

CDD Diversity Radiated Spurious Emissions (Above 18GHz)



06:12:12 11.08.2020

Plot 7-1345. Radiated Spurious Emissions 18GHz – 40 GHz CDD Diversity (802.11ax Ch.36 — RU242, Pol. H)



06:26:24 11.08.2020

Plot 7-1346. Radiated Spurious Emissions 18GHz – 40 GHz CDD Diversity ((802.11ax Ch.36 — RU242, Pol. V)

FCC ID: BCGA2324	PCTEST Proud to be part of element	MEASUREMENT REPORT (CERTIFICATION)	Approved by: Quality Manager
Test Report S/N: 1C2004270029-13-R1.BCG	Test Dates: 07/16/2020 - 09/09/2020	EUT Type: Tablet Device	Page 811 of 958

© 2020 PCTEST

V 10.2 04/22/2020

All rights reserved. Unless otherwise specified, no part of this report may be reproduced or utilized in any part, form or by any means, electronic or mechanical, including photocopying and microfilm, without permission in writing from PCTEST. If you have any questions about this international copyright or have an enquiry about obtaining additional rights to this report or assembly of contents thereof, please contact INFO@PCTEST.COM.

CDD Diversity Radiated Spurious Emissions (RU242)

§15.407(b) §15.205 & §15.209; RSS-Gen [8.9]

Worst Case Mode: 802.11ax (20MHz BW)
Worst Case Transfer Rate: MCS11
RU Index: 61
Distance of Measurements: 3 Meters
Operating Frequency: 5180MHz
Channel: 36

Frequency [MHz]	Detector	Ant. Pol. [H/V]	Antenna Height [cm]	Turntable Azimuth [degree]	Analyzer Level [dBm]	AFCL [dB/m]	Field Strength [dBμV/m]	Limit [dBμV/m]	Margin [dB]
10360.00	Peak	H	-	-	-73.82	14.74	47.92	68.20	-20.28
* 15540.00	Average	H	-	-	-85.66	19.68	41.02	53.98	-12.96
* 15540.00	Peak	H	-	-	-73.81	19.68	52.87	73.98	-21.11

Table 7-243. Radiated Measurements CDD Diversity (RU242)

Worst Case Mode: 802.11ax (20MHz BW)
Worst Case Transfer Rate: MCS11
RU Index: 61
Distance of Measurements: 3 Meters
Operating Frequency: 5200MHz
Channel: 40

Frequency [MHz]	Detector	Ant. Pol. [H/V]	Antenna Height [cm]	Turntable Azimuth [degree]	Analyzer Level [dBm]	AFCL [dB/m]	Field Strength [dBμV/m]	Limit [dBμV/m]	Margin [dB]
10400.00	Peak	H	-	-	-74.28	15.29	48.01	68.20	-20.19
* 15600.00	Average	H	-	-	-85.60	19.56	40.96	53.98	-13.01
* 15600.00	Peak	H	-	-	-74.31	19.56	52.25	73.98	-21.72

Table 7-244. Radiated Measurements CDD Diversity (RU242)

FCC ID: BCGA2324	 PCTEST Proud to be part of 	MEASUREMENT REPORT (CERTIFICATION)	Approved by: Quality Manager
Test Report S/N: 1C2004270029-13-R1.BCG	Test Dates: 07/16/2020 - 09/09/2020	EUT Type: Tablet Device	Page 812 of 958

Worst Case Mode: 802.11ax (20MHz BW)
 Worst Case Transfer Rate: MCS11
 RU Index: 61
 Distance of Measurements: 3 Meters
 Operating Frequency: 5240MHz
 Channel: 48

Frequency [MHz]	Detector	Ant. Pol. [H/V]	Antenna Height [cm]	Turntable Azimuth [degree]	Analyzer Level [dBm]	AFCL [dB/m]	Field Strength [dBμV/m]	Limit [dBμV/m]	Margin [dB]
10480.00	Peak	H	-	-	-73.43	14.53	48.10	68.20	-20.10
* 15720.00	Average	H	-	-	-86.14	20.10	40.96	53.98	-13.02
* 15720.00	Peak	H	-	-	-74.36	20.10	52.74	73.98	-21.24

Table 7-245. Radiated Measurements CDD Diversity (RU242)

Worst Case Mode: 802.11ax (20MHz BW)
 Worst Case Transfer Rate: MCS11
 RU Index: 61
 Distance of Measurements: 3 Meters
 Operating Frequency: 5260MHz
 Channel: 52

Frequency [MHz]	Detector	Ant. Pol. [H/V]	Antenna Height [cm]	Turntable Azimuth [degree]	Analyzer Level [dBm]	AFCL [dB/m]	Field Strength [dBμV/m]	Limit [dBμV/m]	Margin [dB]
10520.00	Peak	H	-	-	-73.12	14.33	48.21	68.20	-19.99
* 15780.00	Average	H	-	-	-85.95	19.64	40.69	53.98	-13.29
* 15780.00	Peak	H	-	-	-74.13	19.64	52.51	73.98	-21.47

Table 7-246. Radiated Measurements CDD Diversity (RU242)

FCC ID: BCGA2324	 PCTEST Proud to be part of 	MEASUREMENT REPORT (CERTIFICATION)	Approved by: Quality Manager
Test Report S/N: 1C2004270029-13-R1.BCG	Test Dates: 07/16/2020 - 09/09/2020	EUT Type: Tablet Device	Page 813 of 958

Worst Case Mode: 802.11ax (20MHz BW)
Worst Case Transfer Rate: MCS11
RU Index: 61
Distance of Measurements: 3 Meters
Operating Frequency: 5280MHz
Channel: 56

Frequency [MHz]	Detector	Ant. Pol. [H/V]	Antenna Height [cm]	Turntable Azimuth [degree]	Analyzer Level [dBm]	AFCL [dB/m]	Field Strength [dBμV/m]	Limit [dBμV/m]	Margin [dB]
10560.00	Peak	H	-	-	-73.44	14.85	48.41	68.20	-19.79
* 15840.00	Average	H	-	-	-85.76	19.84	41.08	53.98	-12.90
* 15840.00	Peak	H	-	-	-74.34	19.84	52.50	73.98	-21.48

Table 7-247. Radiated Measurements CDD/SDM Diversity (RU242)

Worst Case Mode: 802.11ax (20MHz BW)
Worst Case Transfer Rate: MCS11
RU Index: 61
Distance of Measurements: 3 Meters
Operating Frequency: 5320MHz
Channel: 64

Frequency [MHz]	Detector	Ant. Pol. [H/V]	Antenna Height [cm]	Turntable Azimuth [degree]	Analyzer Level [dBm]	AFCL [dB/m]	Field Strength [dBμV/m]	Limit [dBμV/m]	Margin [dB]
* 10640.00	Average	H	-	-	-85.34	15.23	36.89	53.98	-17.09
* 10640.00	Peak	H	-	-	-74.03	15.23	48.20	73.98	-25.78
* 15960.00	Average	H	-	-	-85.54	20.34	41.80	53.98	-12.18
* 15960.00	Peak	H	-	-	-74.24	20.34	53.10	73.98	-20.88

Table 7-248. Radiated Measurements CDD/SDM Diversity (RU242)

FCC ID: BCGA2324	 PCTEST Proud to be part of 	MEASUREMENT REPORT (CERTIFICATION)	Approved by: Quality Manager
Test Report S/N: 1C2004270029-13-R1.BCG	Test Dates: 07/16/2020 - 09/09/2020	EUT Type: Tablet Device	Page 814 of 958

Worst Case Mode: 802.11ax (20MHz BW)
Worst Case Transfer Rate: MCS11
RU Index: 61
Distance of Measurements: 3 Meters
Operating Frequency: 5500MHz
Channel: 100

Frequency [MHz]	Detector	Ant. Pol. [H/V]	Antenna Height [cm]	Turntable Azimuth [degree]	Analyzer Level [dBm]	AFCL [dB/m]	Field Strength [dBμV/m]	Limit [dBμV/m]	Margin [dB]
* 11000.00	Average	H	-	-	-85.25	15.51	37.26	53.98	-16.72
* 11000.00	Peak	H	-	-	-74.22	15.51	48.29	73.98	-25.69
16500.00	Peak	H	-	-	-73.64	21.05	54.41	68.20	-13.79

Table 7-249. Radiated Measurements CDD/SDM Diversity (RU242)

Worst Case Mode: 802.11ax (20MHz BW)
Worst Case Transfer Rate: MCS11
RU Index: 61
Distance of Measurements: 3 Meters
Operating Frequency: 5580MHz
Channel: 116

Frequency [MHz]	Detector	Ant. Pol. [H/V]	Antenna Height [cm]	Turntable Azimuth [degree]	Analyzer Level [dBm]	AFCL [dB/m]	Field Strength [dBμV/m]	Limit [dBμV/m]	Margin [dB]
* 11160.00	Average	H	-	-	-84.77	14.84	37.07	53.98	-16.91
* 11160.00	Peak	H	-	-	-73.23	14.84	48.61	73.98	-25.37
16740.00	Peak	H	-	-	-74.66	21.26	53.60	68.20	-14.60

Table 7-250. Radiated Measurements CDD/SDM Diversity (RU242)

FCC ID: BCGA2324	 PCTEST Proud to be part of 	MEASUREMENT REPORT (CERTIFICATION)	Approved by: Quality Manager
Test Report S/N: 1C2004270029-13-R1.BCG	Test Dates: 07/16/2020 - 09/09/2020	EUT Type: Tablet Device	Page 815 of 958

Worst Case Mode: 802.11ax (20MHz BW)
 Worst Case Transfer Rate: MCS11
 RU Index: 61
 Distance of Measurements: 3 Meters
 Operating Frequency: 5720MHz
 Channel: 144

Frequency [MHz]	Detector	Ant. Pol. [H/V]	Antenna Height [cm]	Turntable Azimuth [degree]	Analyzer Level [dBm]	AFCL [dB/m]	Field Strength [dBμV/m]	Limit [dBμV/m]	Margin [dB]
* 11440.00	Average	H	-	-	-85.55	15.72	37.17	53.98	-16.81
* 11440.00	Peak	H	-	-	-74.19	15.72	48.53	73.98	-25.45
17160.00	Peak	H	-	-	-73.68	21.03	54.35	68.20	-13.85

Table 7-251. Radiated Measurements CDD/SDM Diversity (RU242)

Worst Case Mode: 802.11ax (20MHz BW)
 Worst Case Transfer Rate: MCS11
 RU Index: 61
 Distance of Measurements: 3 Meters
 Operating Frequency: 5745MHz
 Channel: 149

Frequency [MHz]	Detector	Ant. Pol. [H/V]	Antenna Height [cm]	Turntable Azimuth [degree]	Analyzer Level [dBm]	AFCL [dB/m]	Field Strength [dBμV/m]	Limit [dBμV/m]	Margin [dB]
* 11490.00	Average	H	-	-	-85.46	15.69	37.23	53.98	-16.75
* 11490.00	Peak	H	-	-	-73.77	15.69	48.92	73.98	-25.06
17235.00	Peak	H	-	-	-74.42	20.90	53.48	68.20	-14.72

Table 7-252. Radiated Measurements CDD/SDM Diversity (RU242)

FCC ID: BCGA2324	 MEASUREMENT REPORT (CERTIFICATION)	Approved by: Quality Manager
Test Report S/N: 1C2004270029-13-R1.BCG	Test Dates: 07/16/2020 - 09/09/2020	EUT Type: Tablet Device
		Page 816 of 958

Worst Case Mode: 802.11ax (20MHz BW)
 Worst Case Transfer Rate: MCS11
 RU Index: 61
 Distance of Measurements: 3 Meters
 Operating Frequency: 5785MHz
 Channel: 157

Frequency [MHz]	Detector	Ant. Pol. [H/V]	Antenna Height [cm]	Turntable Azimuth [degree]	Analyzer Level [dBm]	AFCL [dB/m]	Field Strength [dBμV/m]	Limit [dBμV/m]	Margin [dB]
* 11570.00	Average	H	-	-	-84.88	15.45	37.57	53.98	-16.41
* 11570.00	Peak	H	-	-	-73.37	15.45	49.08	73.98	-24.90
17355.00	Peak	H	-	-	-73.46	20.67	54.21	68.20	-13.99

Table 7-253. Radiated Measurements CDD/SDM Diversity (RU242)

Worst Case Mode: 802.11ax (20MHz BW)
 Worst Case Transfer Rate: MCS11
 RU Index: 61
 Distance of Measurements: 3 Meters
 Operating Frequency: 5825MHz
 Channel: 165

Frequency [MHz]	Detector	Ant. Pol. [H/V]	Antenna Height [cm]	Turntable Azimuth [degree]	Analyzer Level [dBm]	AFCL [dB/m]	Field Strength [dBμV/m]	Limit [dBμV/m]	Margin [dB]
* 11650.00	Average	H	-	-	-84.94	15.93	37.99	53.98	-15.99
* 11650.00	Peak	H	-	-	-73.30	15.93	49.63	73.98	-24.35
17475.00	Peak	H	-	-	-73.32	20.70	54.38	68.20	-13.82

Table 7-254. Radiated Measurements CDD/SDM Diversity (RU242)

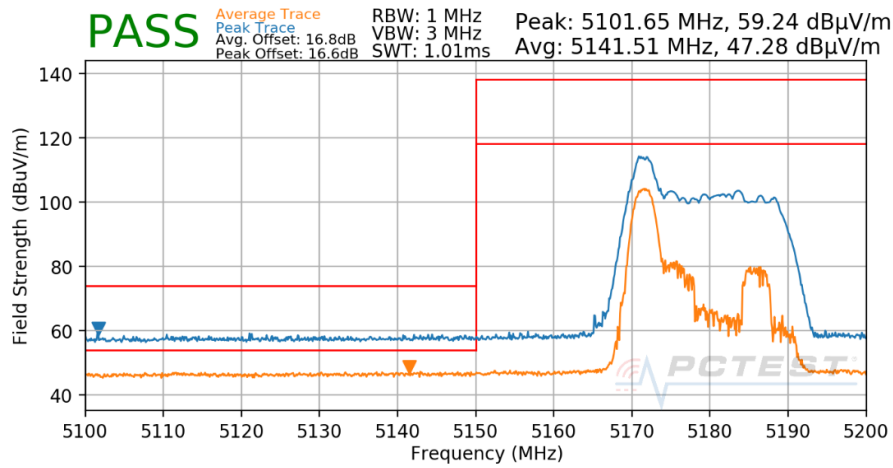
FCC ID: BCGA2324	 PCTEST Proud to be part of 	MEASUREMENT REPORT (CERTIFICATION)	Approved by: Quality Manager
Test Report S/N: 1C2004270029-13-R1.BCG	Test Dates: 07/16/2020 - 09/09/2020	EUT Type: Tablet Device	Page 817 of 958

7.6.6 Antenna 2b Radiated Band Edge Measurements (20MHz BW)

§15.407(b.1)(b.2) §15.205 §15.209; RSS-Gen [8.9]; RSS-Gen [8.9]

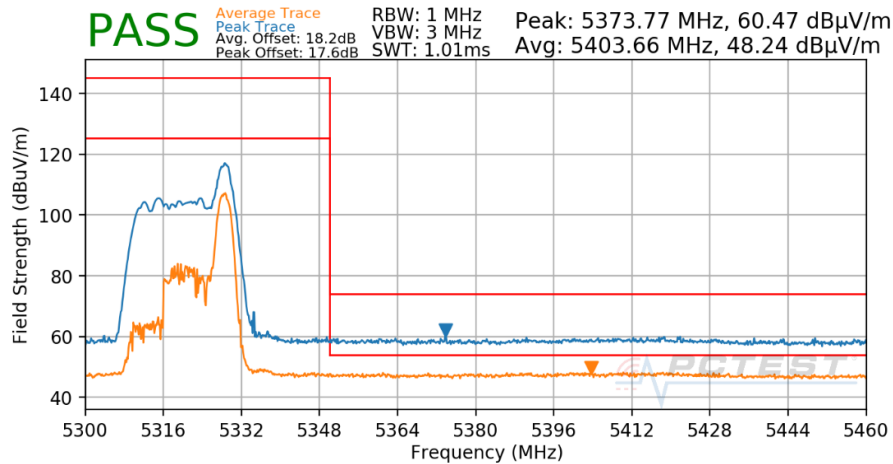
RU26

Worst Case Mode:	802.11ax
Worst Case Transfer Rate:	MCS11
RU Index:	0
Distance of Measurements:	3 Meters
Operating Frequency:	5180MHz
Channel:	36



Plot 7-1347. Radiated Lower Band Edge Plot Antenna 2b (Peak & Average – UNII Band 1 – RU26)

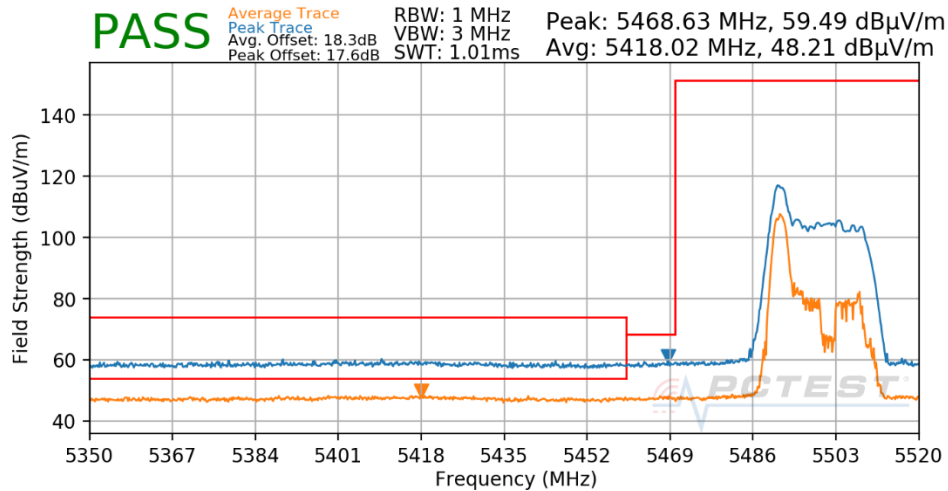
Worst Case Mode:	802.11ax
Worst Case Transfer Rate:	MCS11
RU Index:	8
Distance of Measurements:	3 Meters
Operating Frequency:	5320MHz
Channel:	64



Plot 7-1348. Radiated Upper Band Edge Plot Antenna 2b (Peak & Average – UNII Band 2A – RU26)

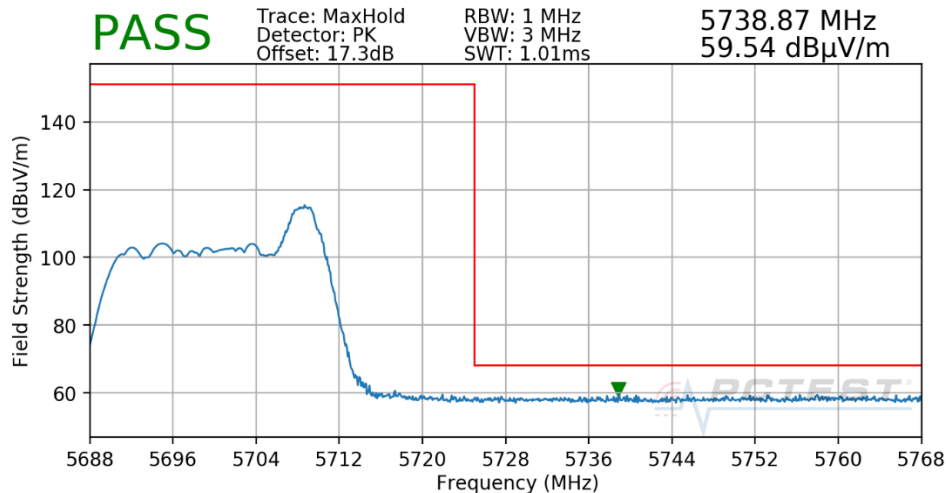
FCC ID: BCGA2324	PCTEST Proud to be part of element	MEASUREMENT REPORT (CERTIFICATION)	Approved by: Quality Manager
Test Report S/N: 1C2004270029-13-R1.BCG	Test Dates: 07/16/2020 - 09/09/2020	EUT Type: Tablet Device	Page 818 of 958

Worst Case Mode: 802.11ax
Worst Case Transfer Rate: MCS11
RU Index: 0
Distance of Measurements: 3 Meters
Operating Frequency: 5500MHz
Channel: 100



Plot 7-1349. Radiated Lower Band Edge Plot Antenna 2b (Peak & Average – UNII Band 2C – RU26)

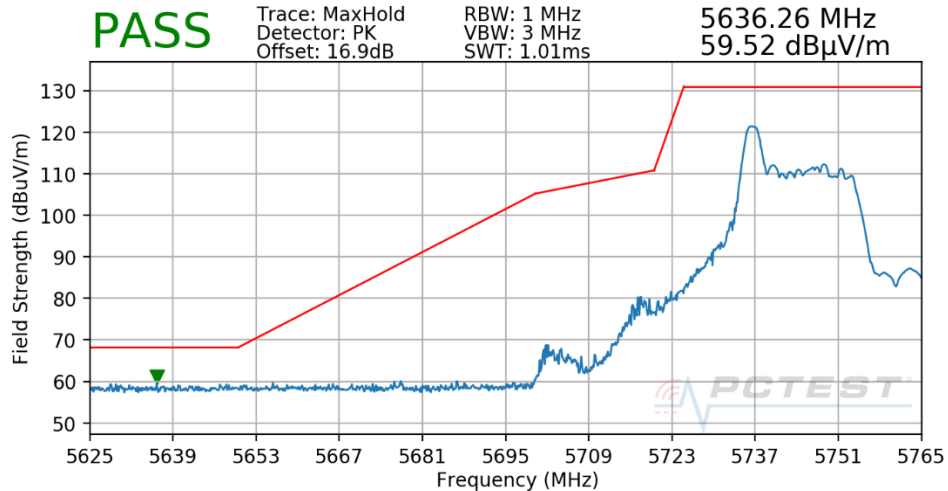
Worst Case Mode: 802.11ax
Worst Case Transfer Rate: MCS11
RU Index: 8
Distance of Measurements: 3 Meters
Operating Frequency: 5700MHz
Channel: 140



Plot 7-1350. Radiated Upper Band Edge Plot Antenna 2b (Peak – UNII Band 2C – RU26)

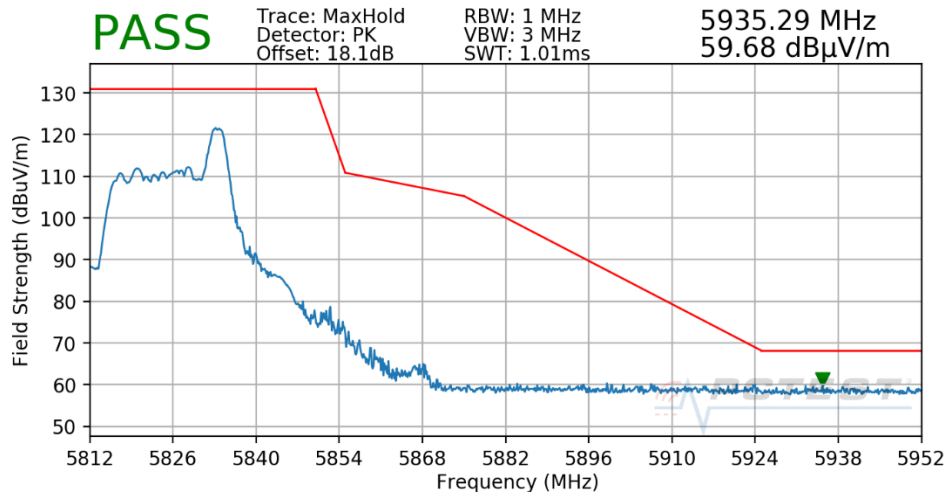
FCC ID: BCGA2324	PCTEST Proud to be part of element	MEASUREMENT REPORT (CERTIFICATION)	Approved by: Quality Manager
Test Report S/N: 1C2004270029-13-R1.BCG	Test Dates: 07/16/2020 - 09/09/2020	EUT Type: Tablet Device	Page 819 of 958

Worst Case Mode: 802.11ax
Worst Case Transfer Rate: MCS11
RU Index: 0
Distance of Measurements: 3 Meters
Operating Frequency: 5745MHz
Channel: 149



Plot 7-1351. Radiated Lower Band Edge Plot Antenna 2b (Peak – UNII Band 3 – RU26)

Worst Case Mode: 802.11ax
Worst Case Transfer Rate: MCS11
RU Index: 8
Distance of Measurements: 3 Meters
Operating Frequency: 5825MHz
Channel: 165

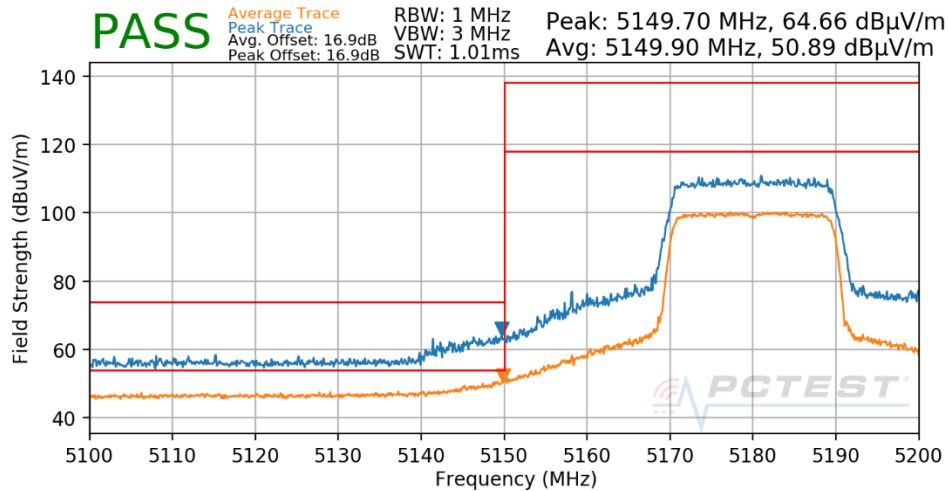


Plot 7-1352. Radiated Upper Band Edge Plot Antenna 2b (Peak – UNII Band 3 – RU26)

FCC ID: BCGA2324	PCTEST Proud to be part of element	MEASUREMENT REPORT (CERTIFICATION)	Approved by: Quality Manager
Test Report S/N: 1C2004270029-13-R1.BCG	Test Dates: 07/16/2020 - 09/09/2020	EUT Type: Tablet Device	Page 820 of 958

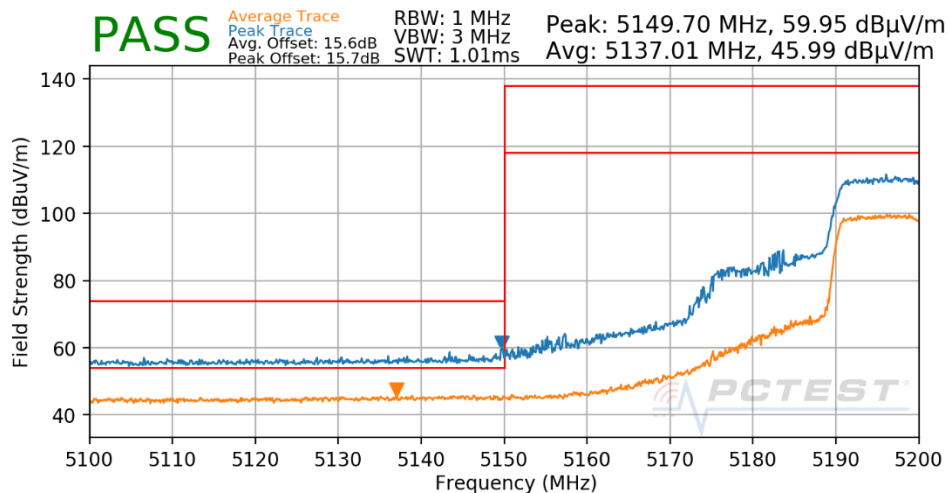
RU242

Worst Case Mode: 802.11ax
Worst Case Transfer Rate: MCS11
RU Index: 61
Distance of Measurements: 3 Meters
Operating Frequency: 5180MHz
Channel: 36



Plot 7-1353. Radiated Lower Band Edge Plot Antenna 2b (Peak & Average – UNII Band 1 – RU242)

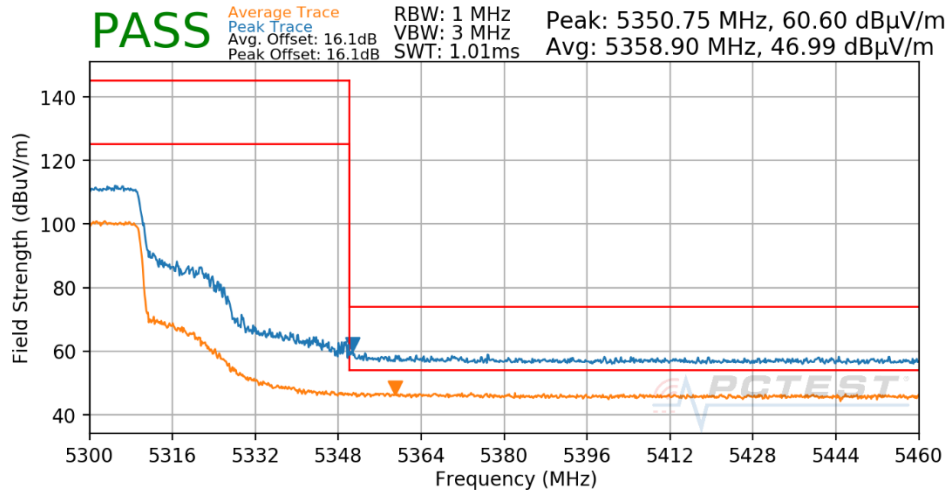
Worst Case Mode: 802.11ax
Worst Case Transfer Rate: MCS11
RU Index: 61
Distance of Measurements: 3 Meters
Operating Frequency: 5200MHz
Channel: 40



Plot 7-1354. Radiated Lower Band Edge Plot Antenna 2b (Peak & Average – UNII Band 1 – RU242)

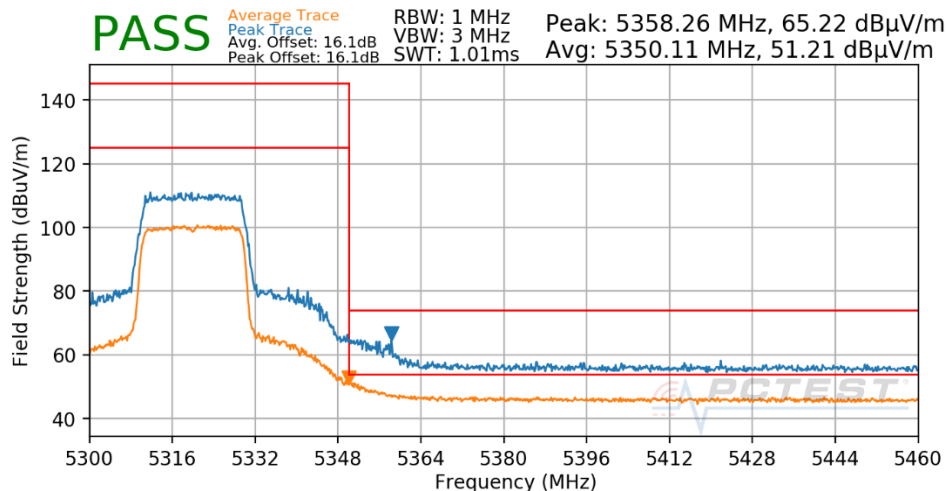
FCC ID: BCGA2324	PCTEST Proud to be part of element	MEASUREMENT REPORT (CERTIFICATION)	Approved by: Quality Manager
Test Report S/N: 1C2004270029-13-R1.BCG	Test Dates: 07/16/2020 - 09/09/2020	EUT Type: Tablet Device	Page 821 of 958

Worst Case Mode: 802.11ax
Worst Case Transfer Rate: MCS11
RU Index: 61
Distance of Measurements: 3 Meters
Operating Frequency: 5300MHz
Channel: 60



Plot 7-1355. Radiated Upper Band Edge Plot Antenna 2b (Peak & Average – UNII Band 2A – RU242)

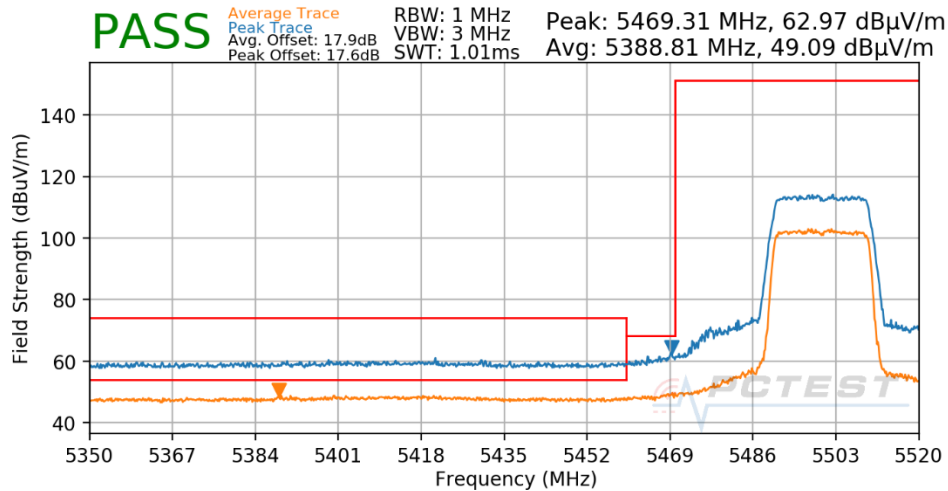
Worst Case Mode: 802.11ax
Worst Case Transfer Rate: MCS11
RU Index: 61
Distance of Measurements: 3 Meters
Operating Frequency: 5320MHz
Channel: 64



Plot 7-1356. Radiated Upper Band Edge Plot Antenna 2b (Peak & Average – UNII Band 2A – RU242)

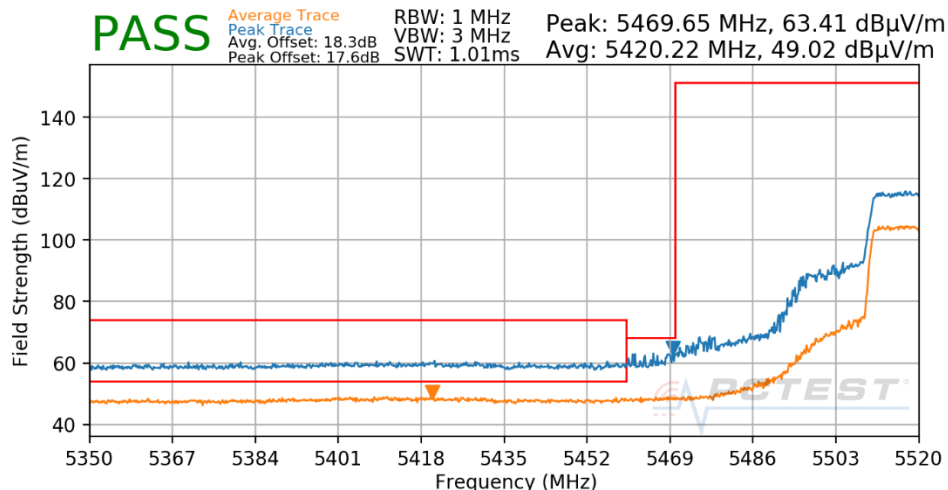
FCC ID: BCGA2324	PCTEST Proud to be part of element	MEASUREMENT REPORT (CERTIFICATION)	Approved by: Quality Manager
Test Report S/N: 1C2004270029-13-R1.BCG	Test Dates: 07/16/2020 - 09/09/2020	EUT Type: Tablet Device	Page 822 of 958

Worst Case Mode: 802.11ax
Worst Case Transfer Rate: MCS11
RU Index: 61
Distance of Measurements: 3 Meters
Operating Frequency: 5500MHz
Channel: 100



Plot 7-1357. Radiated Lower Band Edge Plot Antenna 2b (Peak & Average – UNII Band 2C – RU242)

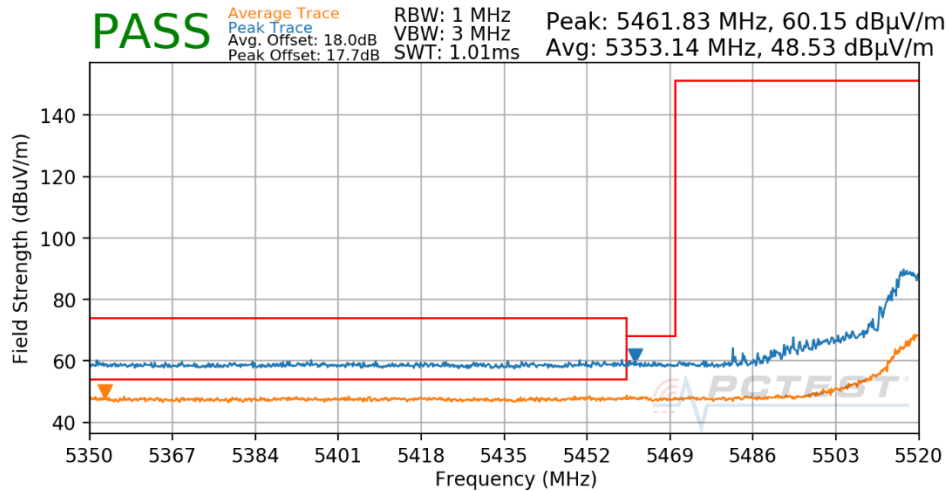
Worst Case Mode: 802.11ax
Worst Case Transfer Rate: MCS11
RU Index: 61
Distance of Measurements: 3 Meters
Operating Frequency: 5520MHz
Channel: 104



Plot 7-1358. Radiated Lower Band Edge Plot Antenna 2b (Peak & Average – UNII Band 2C – RU242)

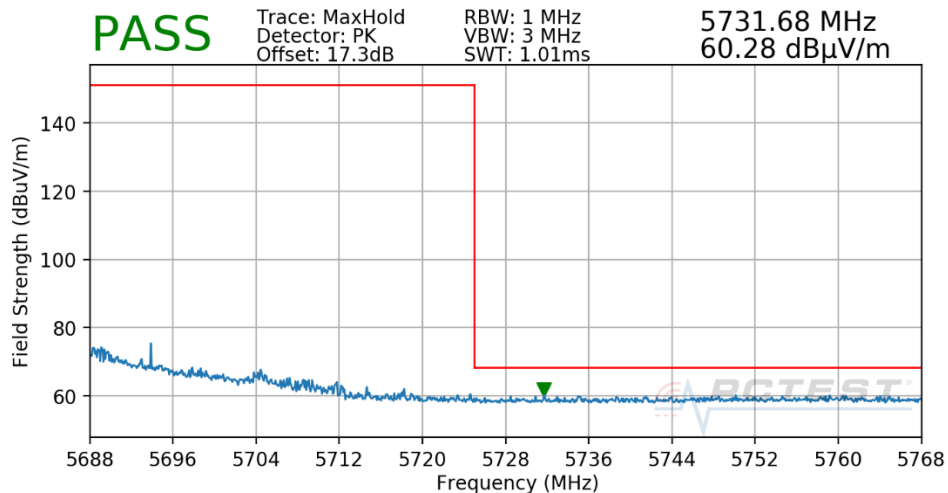
FCC ID: BCGA2324	PCTEST Proud to be part of element	MEASUREMENT REPORT (CERTIFICATION)	Approved by: Quality Manager
Test Report S/N: 1C2004270029-13-R1.BCG	Test Dates: 07/16/2020 - 09/09/2020	EUT Type: Tablet Device	Page 823 of 958

Worst Case Mode: 802.11ax
Worst Case Transfer Rate: MCS11
RU Index: 61
Distance of Measurements: 3 Meters
Operating Frequency: 5540MHz
Channel: 108



Plot 7-1359. Radiated Lower Band Edge Plot Antenna 2b (Peak & Average – UNII Band 2C – RU242)

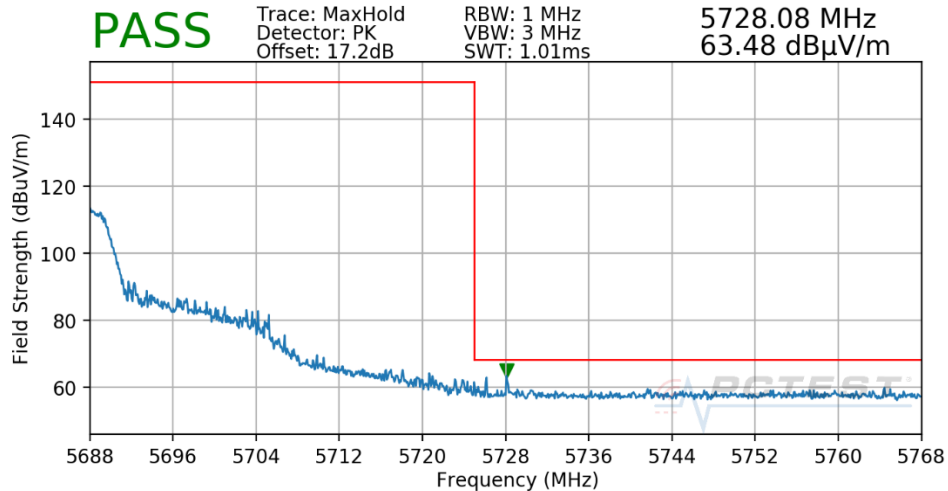
Worst Case Mode: 802.11ax
Worst Case Transfer Rate: MCS11
RU Index: 61
Distance of Measurements: 3 Meters
Operating Frequency: 5640MHz
Channel: 132



Plot 7-1360. Radiated Upper Band Edge Plot Antenna 2b (Peak – UNII Band 2C – RU242)

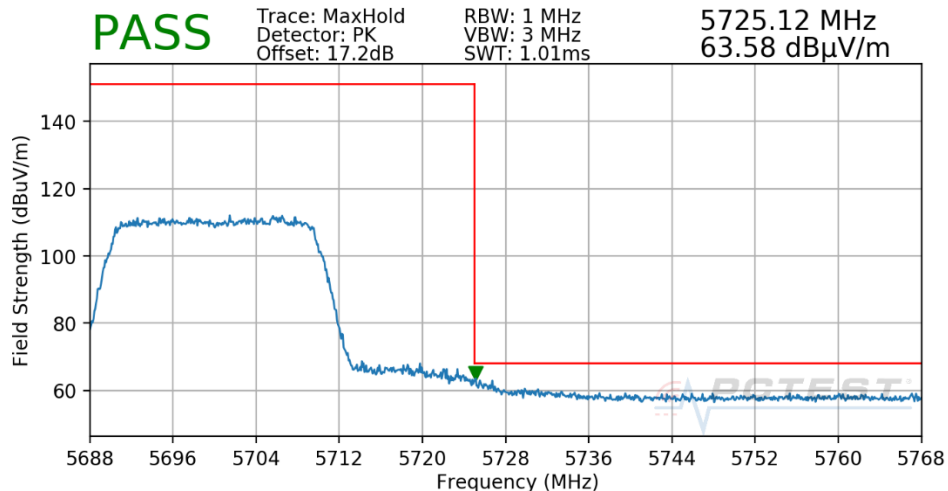
FCC ID: BCGA2324	PCTEST Proud to be part of element	MEASUREMENT REPORT (CERTIFICATION)	Approved by: Quality Manager
Test Report S/N: 1C2004270029-13-R1.BCG	Test Dates: 07/16/2020 - 09/09/2020	EUT Type: Tablet Device	Page 824 of 958

Worst Case Mode: 802.11ax
Worst Case Transfer Rate: MCS11
RU Index: 61
Distance of Measurements: 3 Meters
Operating Frequency: 5680MHz
Channel: 136



Plot 7-1361. Radiated Upper Band Edge Plot Antenna 2b (Peak – UNII Band 2C – RU242)

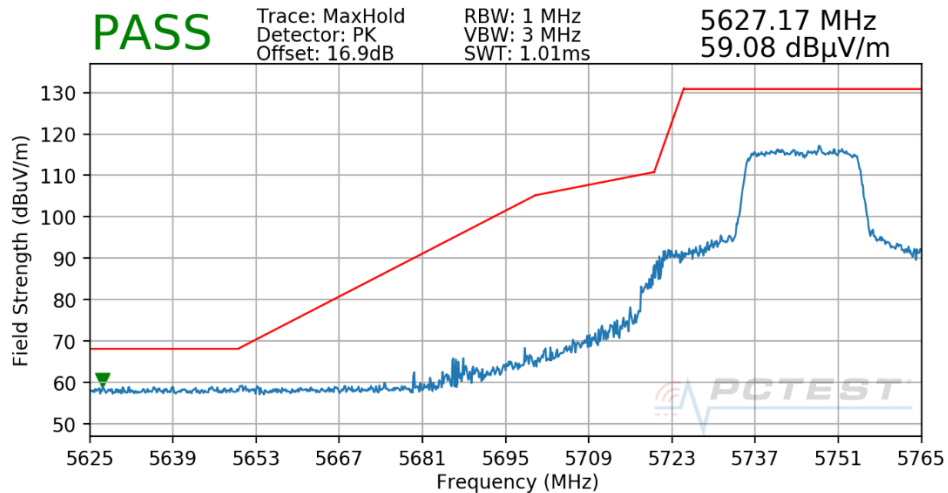
Worst Case Mode: 802.11ax
Worst Case Transfer Rate: MCS11
RU Index: 61
Distance of Measurements: 3 Meters
Operating Frequency: 5700MHz
Channel: 140



Plot 7-1362. Radiated Upper Band Edge Plot Antenna 2b (Peak – UNII Band 2C – RU242)

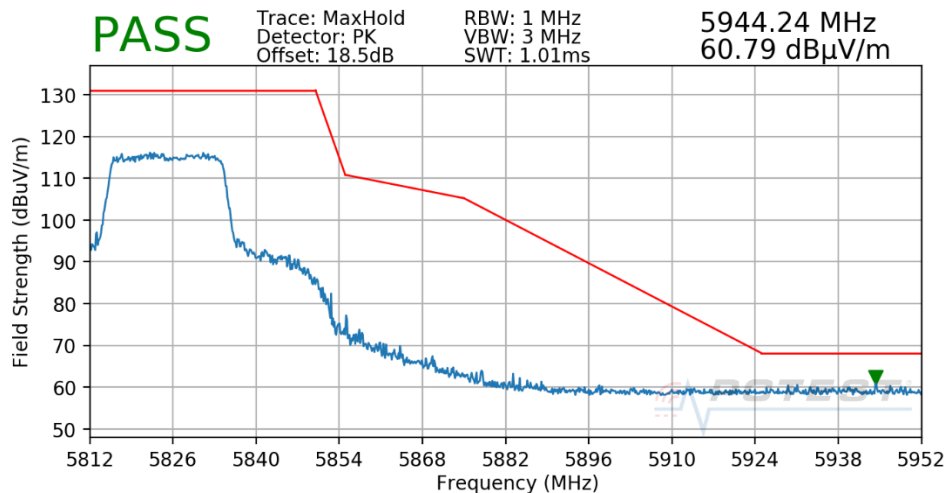
FCC ID: BCGA2324		MEASUREMENT REPORT (CERTIFICATION)	Approved by: Quality Manager
Test Report S/N: 1C2004270029-13-R1.BCG	Test Dates: 07/16/2020 - 09/09/2020	EUT Type: Tablet Device	Page 825 of 958

Worst Case Mode: 802.11ax
Worst Case Transfer Rate: MCS11
RU Index: 61
Distance of Measurements: 3 Meters
Operating Frequency: 5745MHz
Channel: 149



Plot 7-1363. Radiated Lower Band Edge Plot Antenna 2b (Peak – UNII Band 3 – RU242)

Worst Case Mode: 802.11ax
Worst Case Transfer Rate: MCS11
RU Index: 61
Distance of Measurements: 3 Meters
Operating Frequency: 5825MHz
Channel: 165



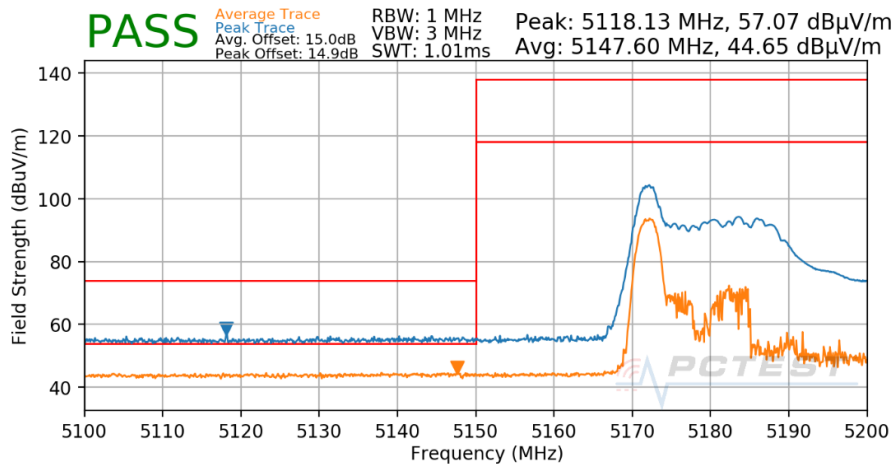
Plot 7-1364. Radiated Upper Band Edge Plot Antenna 2b (Peak – UNII Band 3 – RU242)

FCC ID: BCGA2324	PCTEST Proud to be part of element	MEASUREMENT REPORT (CERTIFICATION)	Approved by: Quality Manager
Test Report S/N: 1C2004270029-13-R1.BCG	Test Dates: 07/16/2020 - 09/09/2020	EUT Type: Tablet Device	Page 826 of 958

7.6.7 Antenna 2b Radiated Band Edge Measurements (40MHz BW) §15.407(b.1)(b.2) §15.205 §15.209; RSS-Gen [8.9]

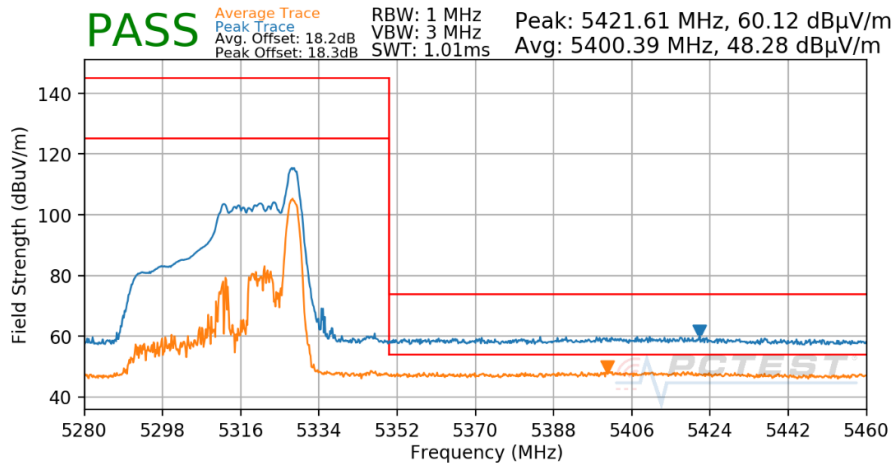
RU26

Worst Case Mode:	802.11ax
Worst Case Transfer Rate:	MCS11
RU Index:	0
Distance of Measurements:	3 Meters
Operating Frequency:	5190MHz
Channel:	38



Plot 7-1365. Radiated Lower Band Edge Plot Antenna 2b (Peak & Average – UNII Band 1 – RU26)

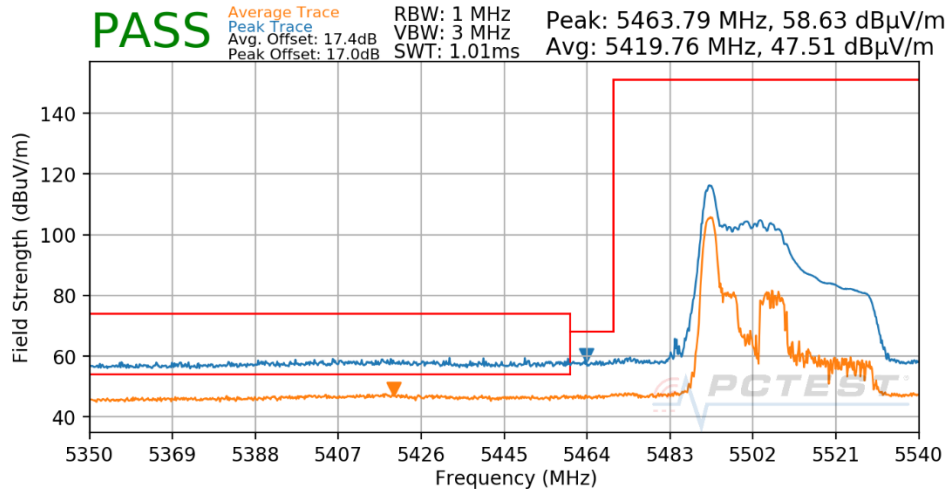
Worst Case Mode:	802.11ax
Worst Case Transfer Rate:	MCS11
RU Index:	17
Distance of Measurements:	3 Meters
Operating Frequency:	5310MHz
Channel:	62



Plot 7-1366. Radiated Upper Band Edge Plot Antenna 2b (Peak & Average – UNII Band 2A – RU26)

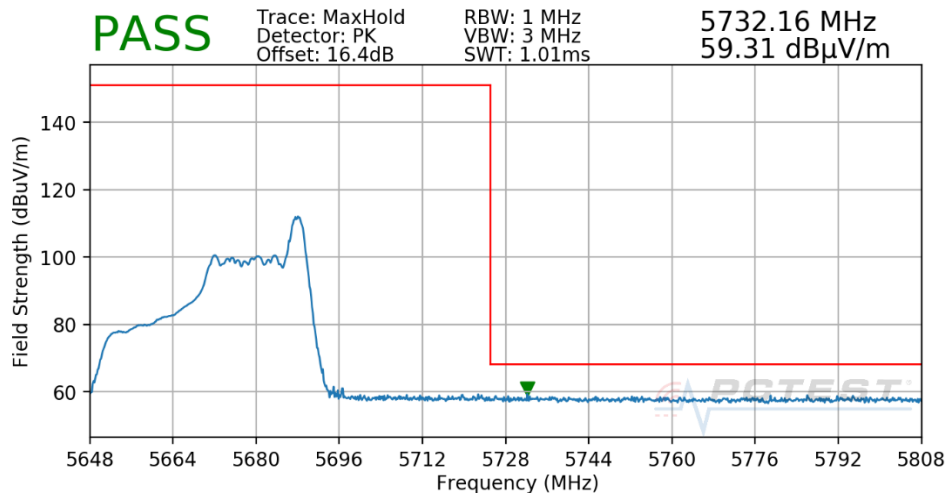
FCC ID: BCGA2324	PCTEST Proud to be part of element	MEASUREMENT REPORT (CERTIFICATION)	Approved by: Quality Manager
Test Report S/N: 1C2004270029-13-R1.BCG	Test Dates: 07/16/2020 - 09/09/2020	EUT Type: Tablet Device	Page 827 of 958

Worst Case Mode: 802.11ax
Worst Case Transfer Rate: MCS11
RU Index: 0
Distance of Measurements: 3 Meters
Operating Frequency: 5510MHz
Channel: 102



Plot 7-1367. Radiated Lower Band Edge Plot Antenna 2b (Peak & Average – UNII Band 2C – RU26)

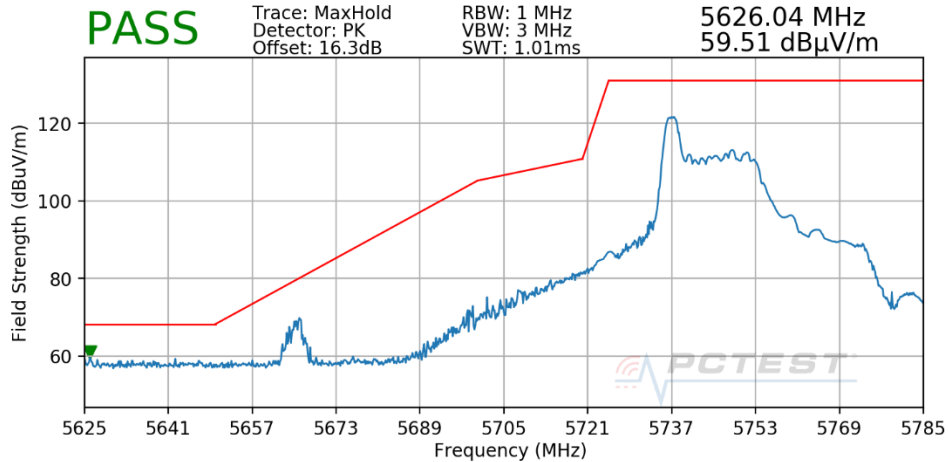
Worst Case Mode: 802.11ax
Worst Case Transfer Rate: MCS11
RU Index: 17
Distance of Measurements: 3 Meters
Operating Frequency: 5670MHz
Channel: 134



Plot 7-1368. Radiated Upper Band Edge Plot Antenna 2b (Peak – UNII Band 2C – RU26)

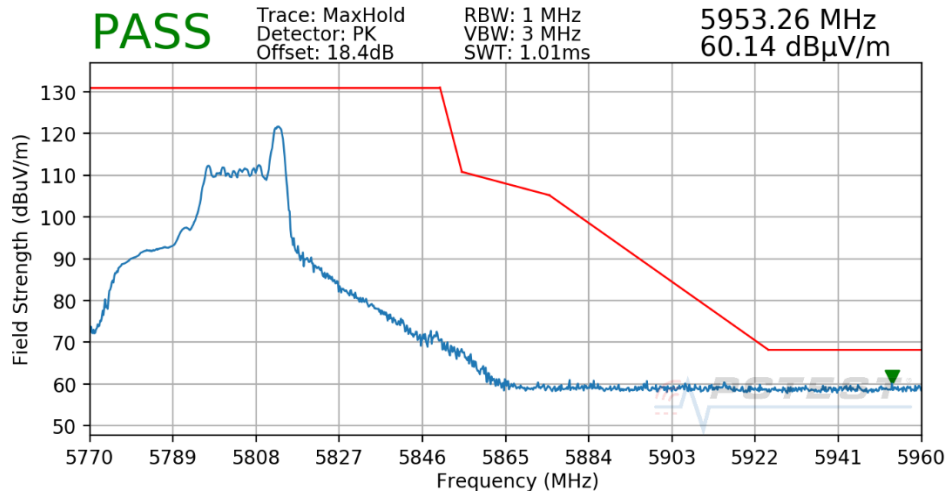
FCC ID: BCGA2324	PCTEST Proud to be part of element	MEASUREMENT REPORT (CERTIFICATION)	Approved by: Quality Manager
Test Report S/N: 1C2004270029-13-R1.BCG	Test Dates: 07/16/2020 - 09/09/2020	EUT Type: Tablet Device	Page 828 of 958

Worst Case Mode: 802.11ax
Worst Case Transfer Rate: MCS11
RU Index: 0
Distance of Measurements: 3 Meters
Operating Frequency: 5755MHz
Channel: 151



Plot 7-1369. Radiated Lower Band Edge Plot Antenna 2b (Peak – UNII Band 3 – RU26)

Worst Case Mode: 802.11ax
Worst Case Transfer Rate: MCS11
RU Index: 17
Distance of Measurements: 3 Meters
Operating Frequency: 5795MHz
Channel: 159



Plot 7-1370. Radiated Upper Band Edge Plot Antenna 2b (Peak – UNII Band 3 – RU26)

FCC ID: BCGA2324	PCTEST Proud to be part of element	MEASUREMENT REPORT (CERTIFICATION)	Approved by: Quality Manager
Test Report S/N: 1C2004270029-13-R1.BCG	Test Dates: 07/16/2020 - 09/09/2020	EUT Type: Tablet Device	Page 829 of 958