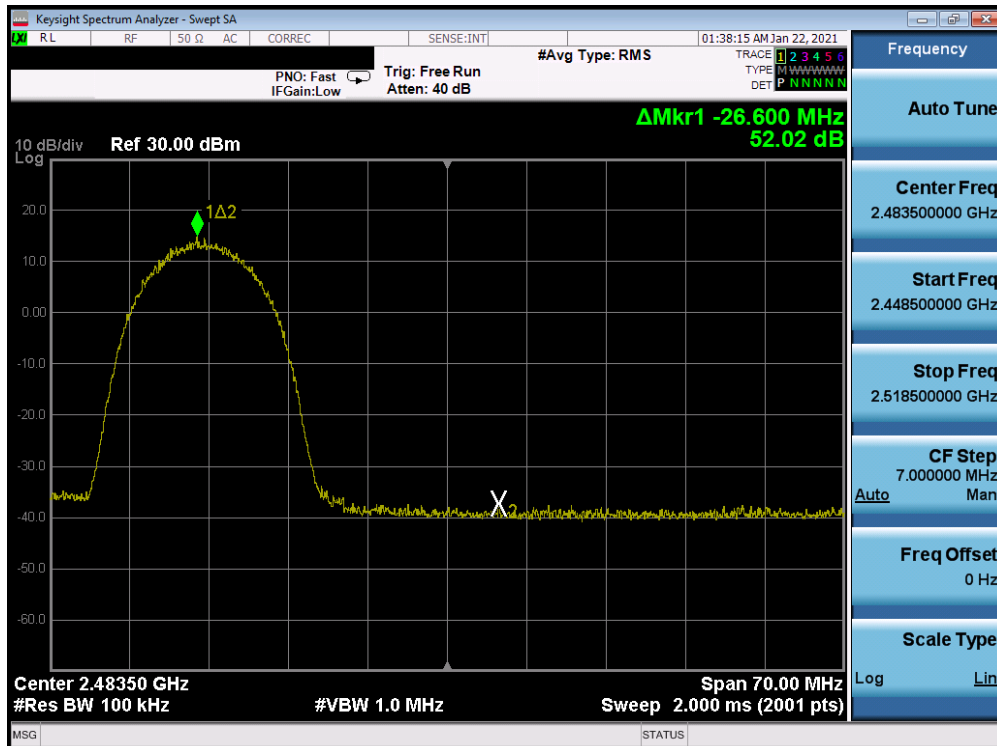
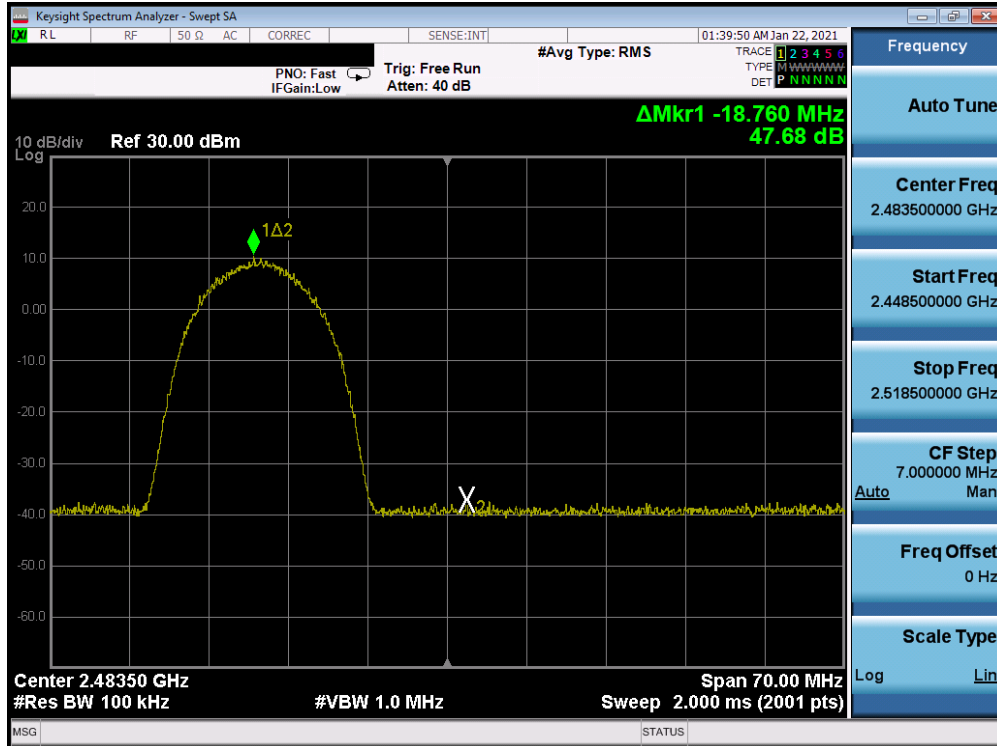


Plot 7-313. Band Edge Plot Antenna 2a (802.11b – Ch. 3) – 11Mbps

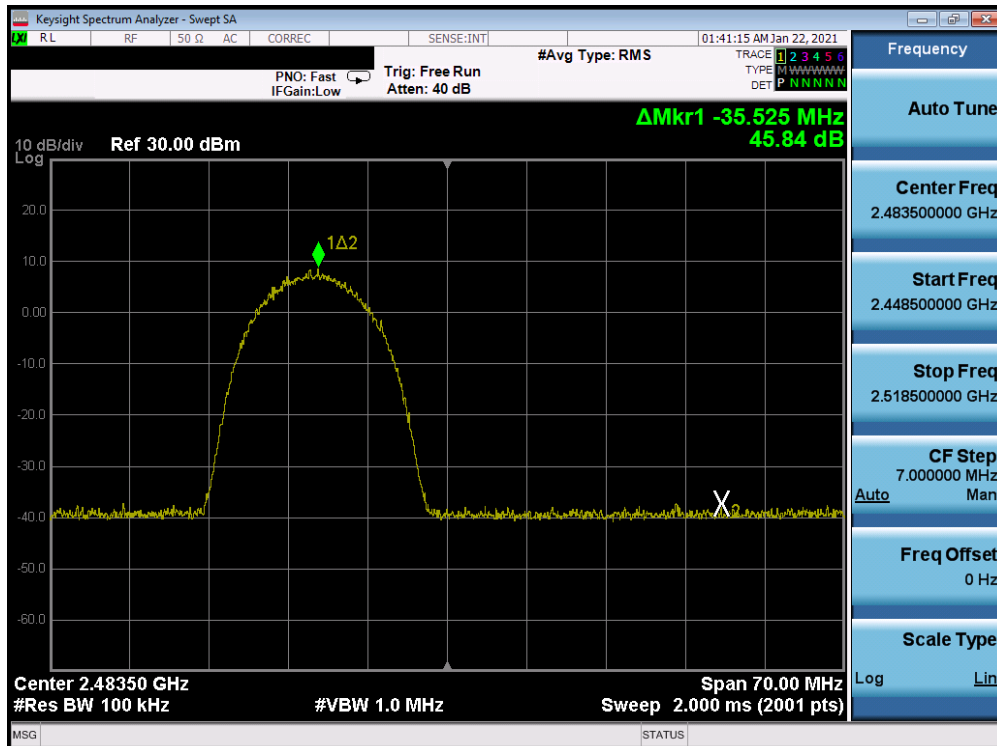


Plot 7-314. Band Edge Plot Antenna 2a (802.11b – Ch. 11) – 11Mbps

FCC ID: BCGA2301 IC: 579C-A2301	PCTEST Proud to be part of element	MEASUREMENT REPORT (CERTIFICATION)	Approved by: Quality Manager
Test Report S/N: 1C2101020002-09.BCG	Test Dates: 12/15/2020-3/6/2021	EUT Type: Tablet Device	Page 204 of 345

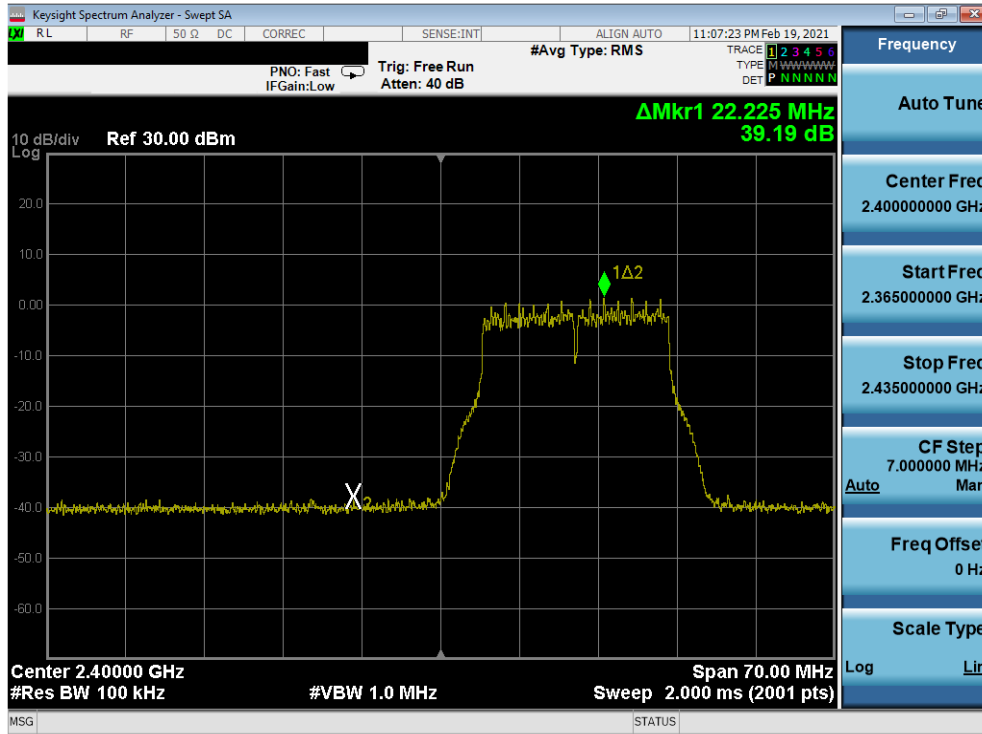


Plot 7-315. Band Edge Plot Antenna 2a (802.11b – Ch. 12) – 11Mbps

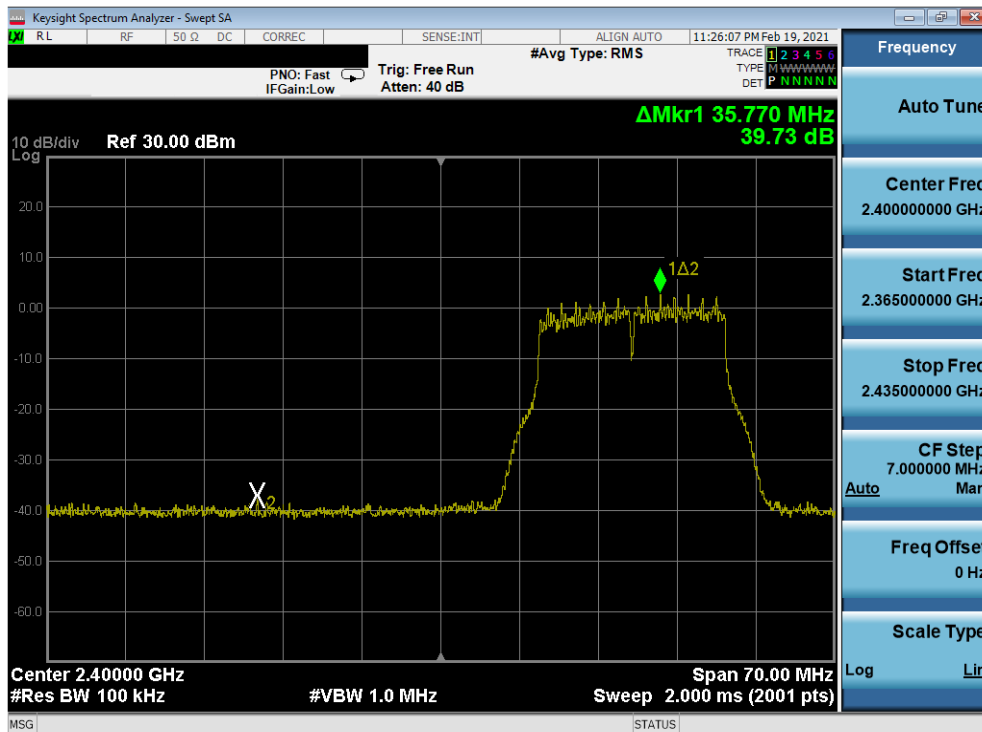


Plot 7-316. Band Edge Plot Antenna 2a (802.11b – Ch. 13) – 11Mbps

FCC ID: BCGA2301 IC: 579C-A2301	 Proud to be part of 	MEASUREMENT REPORT (CERTIFICATION)	Approved by: Quality Manager
Test Report S/N: 1C2101020002-09.BCG	Test Dates: 12/15/2020-3/6/2021	EUT Type: Tablet Device	Page 205 of 345

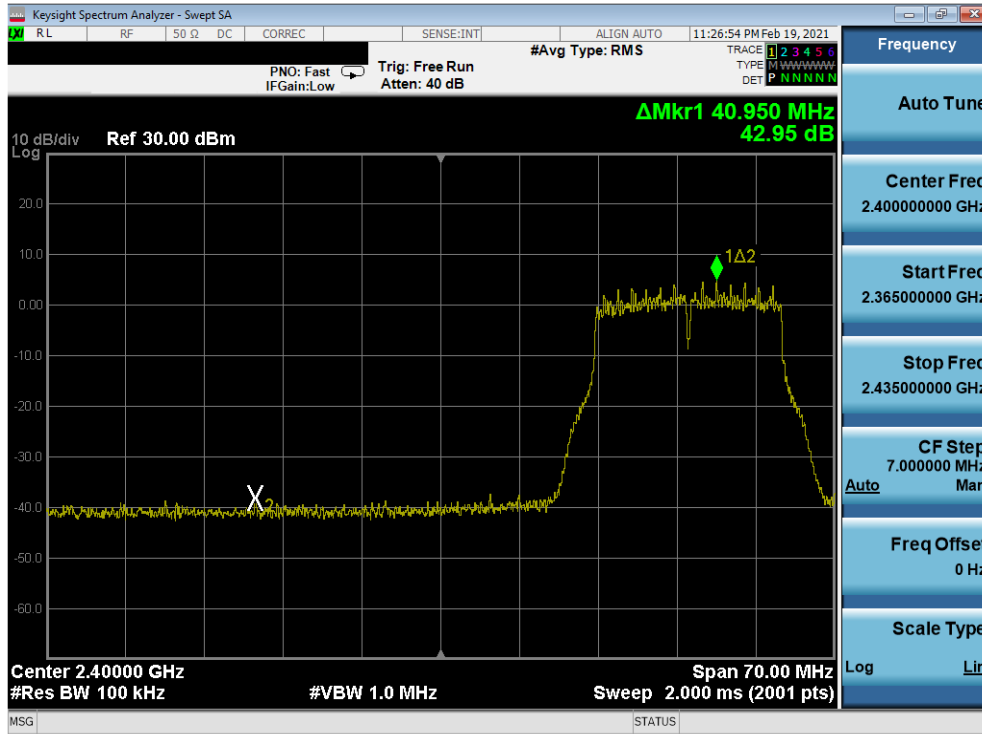


Plot 7-317. Band Edge Plot Antenna 2a (802.11g- Ch. 1) – 54Mbps

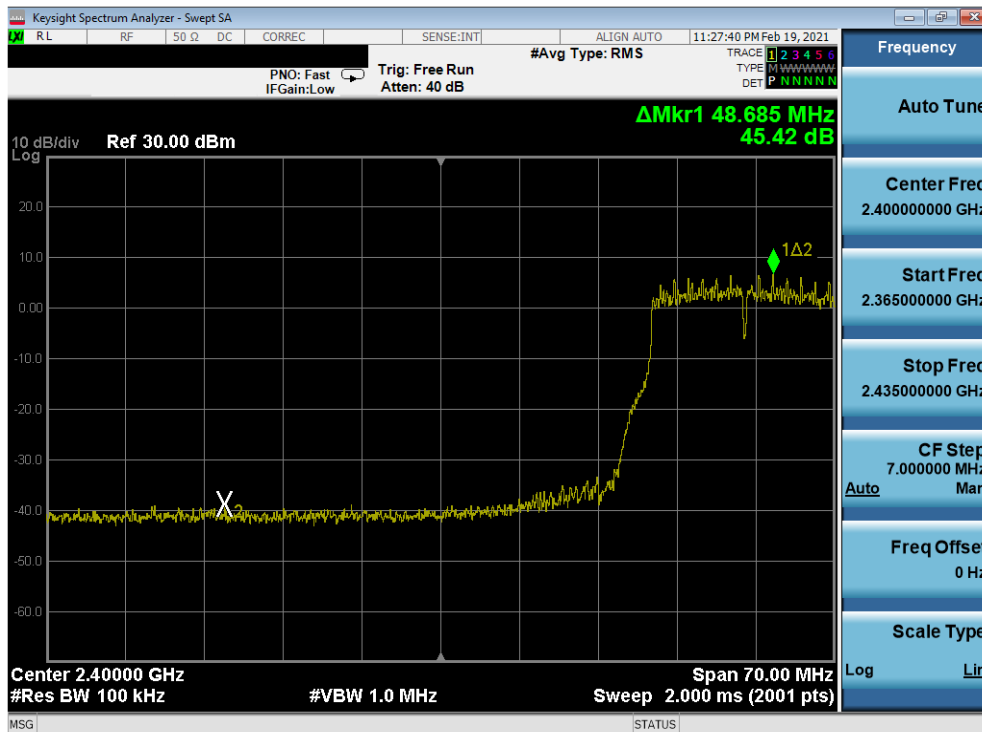


Plot 7-318. Band Edge Plot Antenna 2a (802.11g- Ch. 2) – 54Mbps

FCC ID: BCGA2301 IC: 579C-A2301	 PCTEST Proud to be part of 	MEASUREMENT REPORT (CERTIFICATION)	Approved by: Quality Manager
Test Report S/N: 1C2101020002-09.BCG	Test Dates: 12/15/2020-3/6/2021	EUT Type: Tablet Device	Page 206 of 345

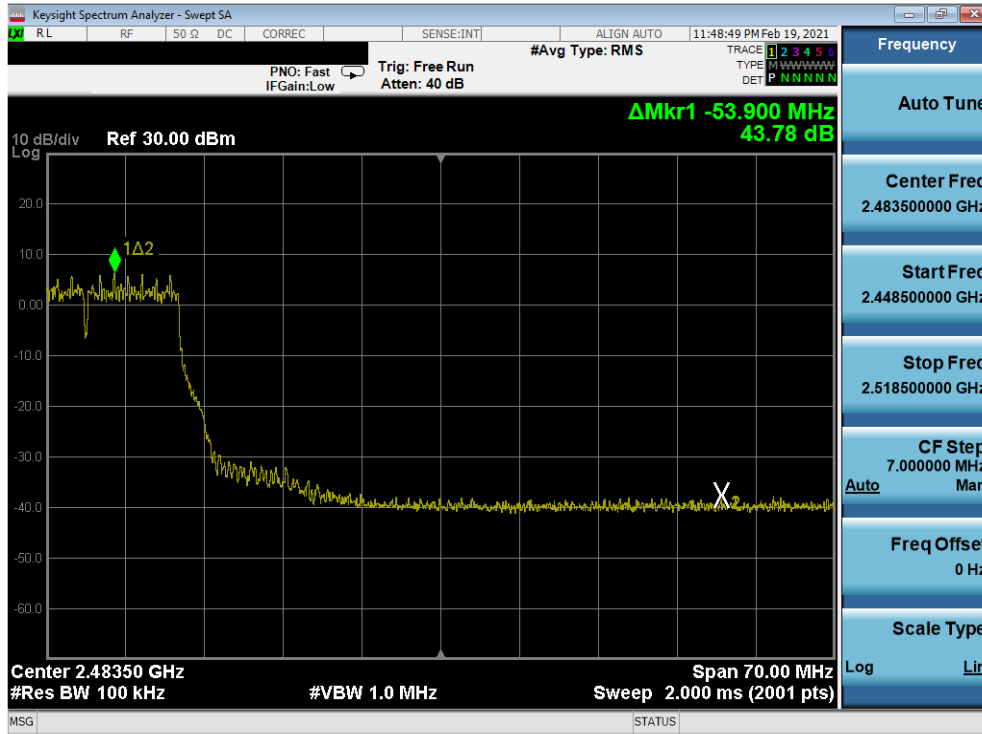


Plot 7-319. Band Edge Plot Antenna 2a (802.11g- Ch. 3) – 54Mbps

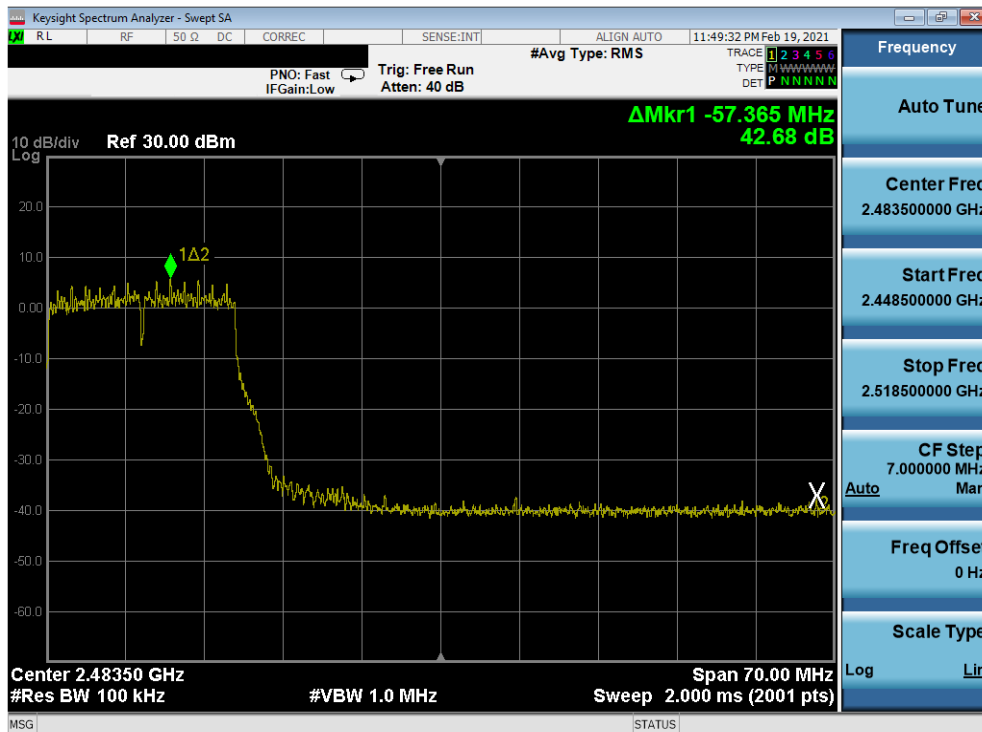


Plot 7-320. Band Edge Plot Antenna 2a (802.11g- Ch. 4) – 54Mbps

FCC ID: BCGA2301 IC: 579C-A2301		MEASUREMENT REPORT (CERTIFICATION)	Approved by: Quality Manager
Test Report S/N: 1C2101020002-09.BCG	Test Dates: 12/15/2020-3/6/2021	EUT Type: Tablet Device	Page 207 of 345

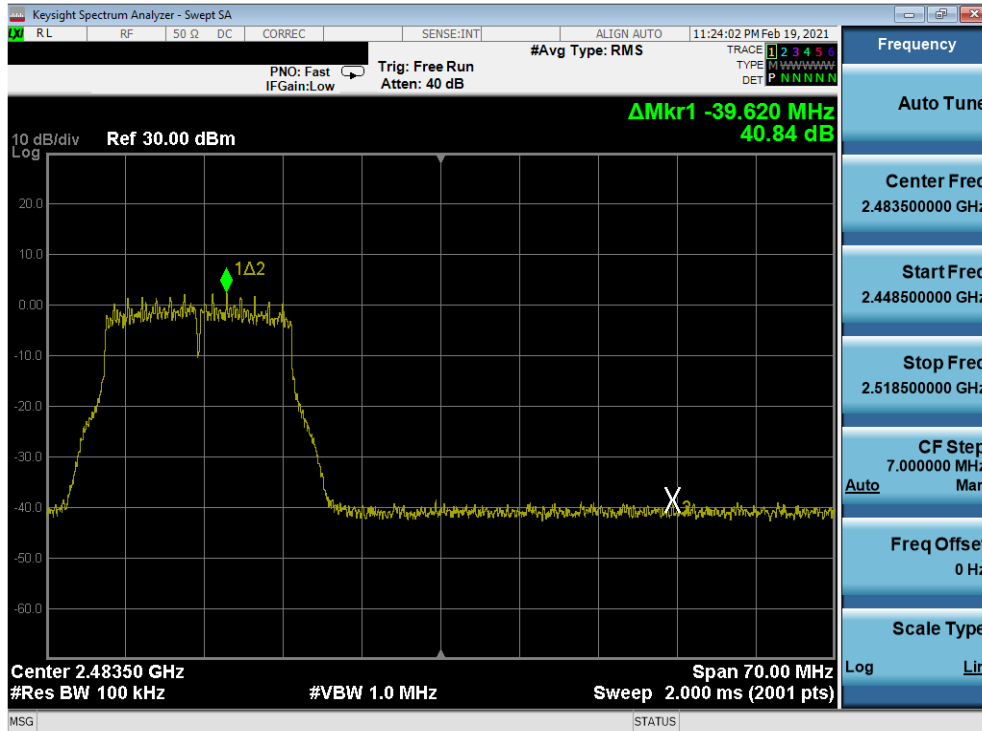


Plot 7-321. Band Edge Plot Antenna 2a (802.11g - Ch. 9) - 54Mbps

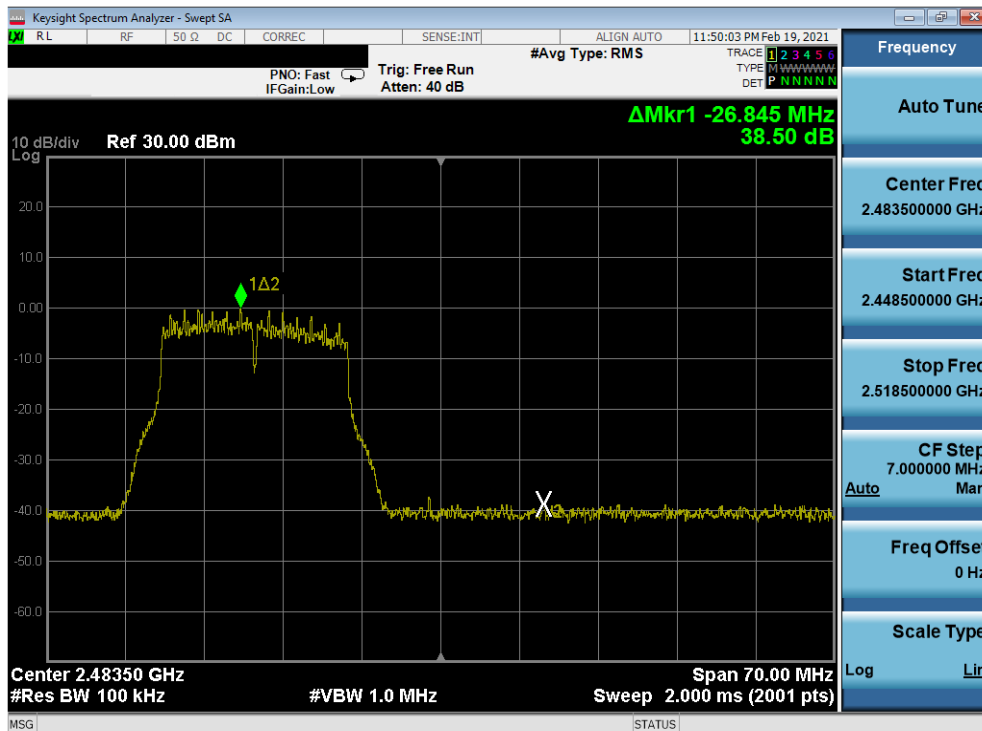


Plot 7-322. Band Edge Plot Antenna 2a (802.11g - Ch. 10) - 54Mbps

FCC ID: BCGA2301 IC: 579C-A2301	PCTEST Proud to be part of element	MEASUREMENT REPORT (CERTIFICATION)	Approved by: Quality Manager
Test Report S/N: 1C2101020002-09.BCG	Test Dates: 12/15/2020-3/6/2021	EUT Type: Tablet Device	Page 208 of 345

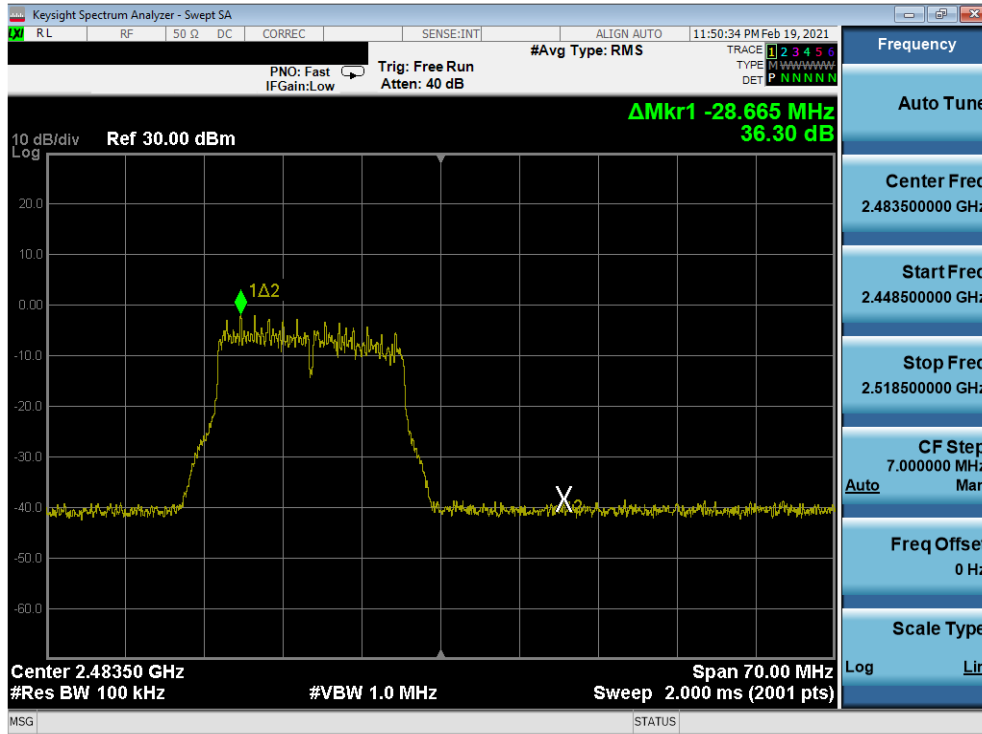


Plot 7-323. Band Edge Plot Antenna 2a (802.11g – Ch. 11) – 54Mbps

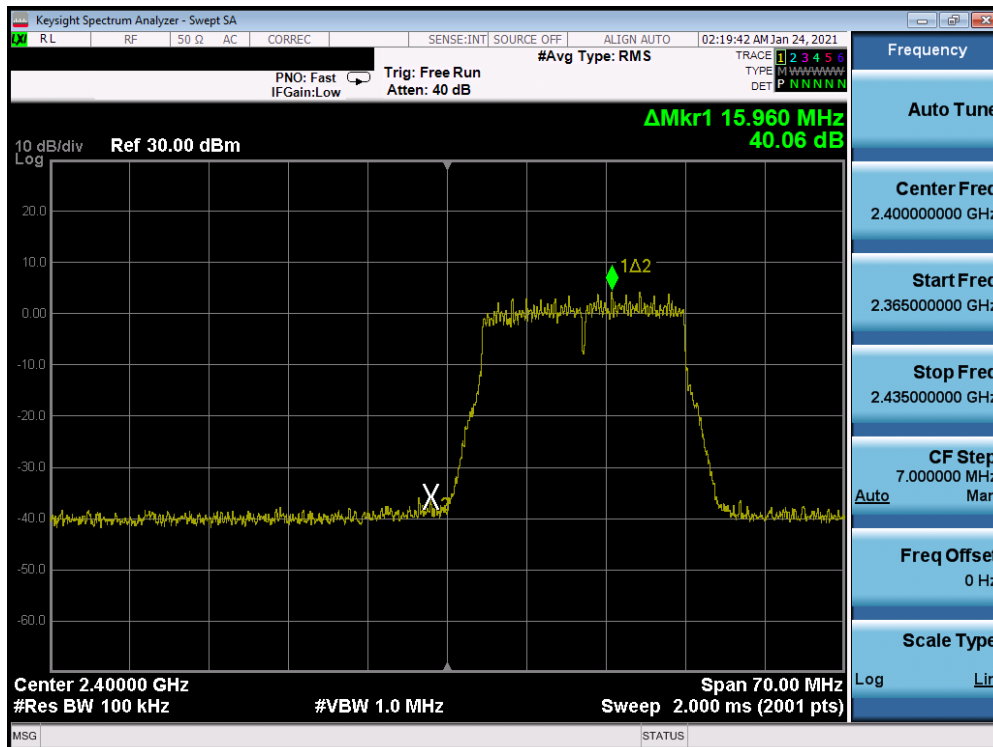


Plot 7-324. Band Edge Plot Antenna 2a (802.11g – Ch. 12) – 54Mbps

FCC ID: BCGA2301 IC: 579C-A2301	 PCTEST Proud to be part of 	MEASUREMENT REPORT (CERTIFICATION)	Approved by: Quality Manager
Test Report S/N: 1C2101020002-09.BCG	Test Dates: 12/15/2020-3/6/2021	EUT Type: Tablet Device	Page 209 of 345

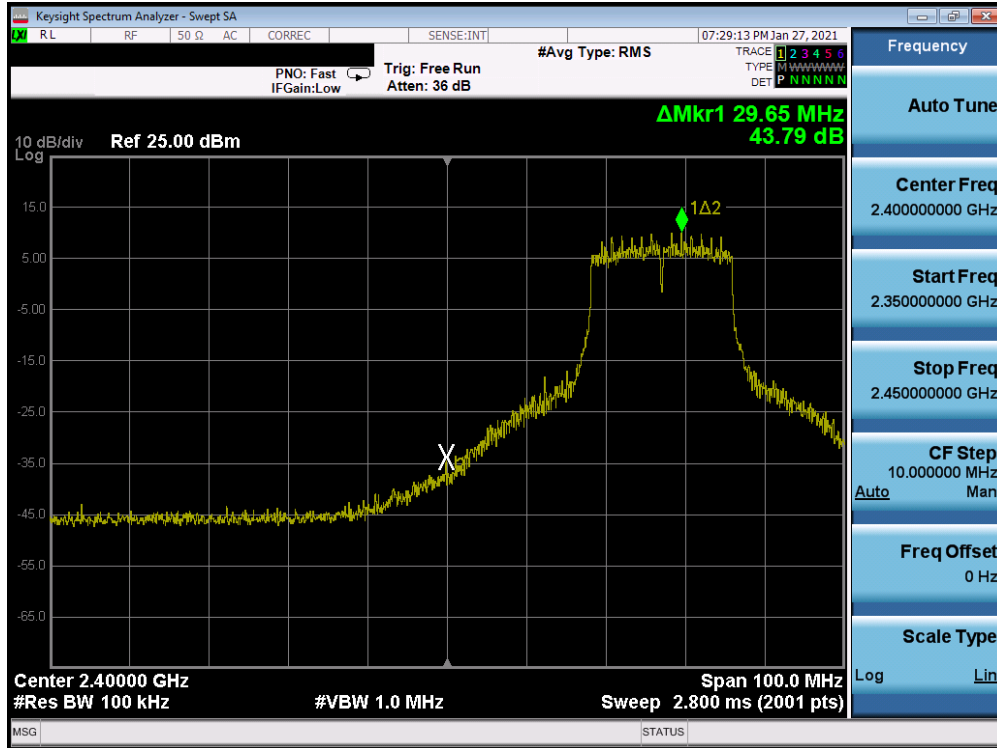


Plot 7-325. Band Edge Plot Antenna 2a (802.11g - Ch. 13) - 54Mbps

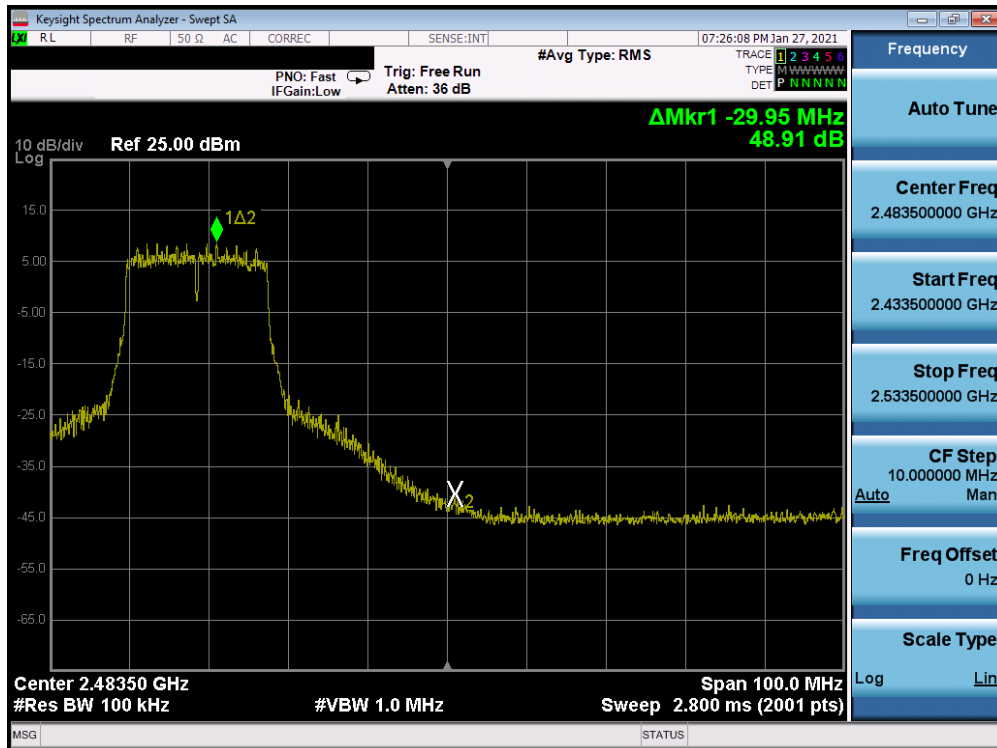


Plot 7-326. Band Edge Plot Antenna 2a (802.11n (2.4GHz) - Ch. 1) - MCS7

FCC ID: BCGA2301 IC: 579C-A2301	PCTEST Proud to be part of element	MEASUREMENT REPORT (CERTIFICATION)	Approved by: Quality Manager
Test Report S/N: 1C2101020002-09.BCG	Test Dates: 12/15/2020-3/6/2021	EUT Type: Tablet Device	Page 210 of 345

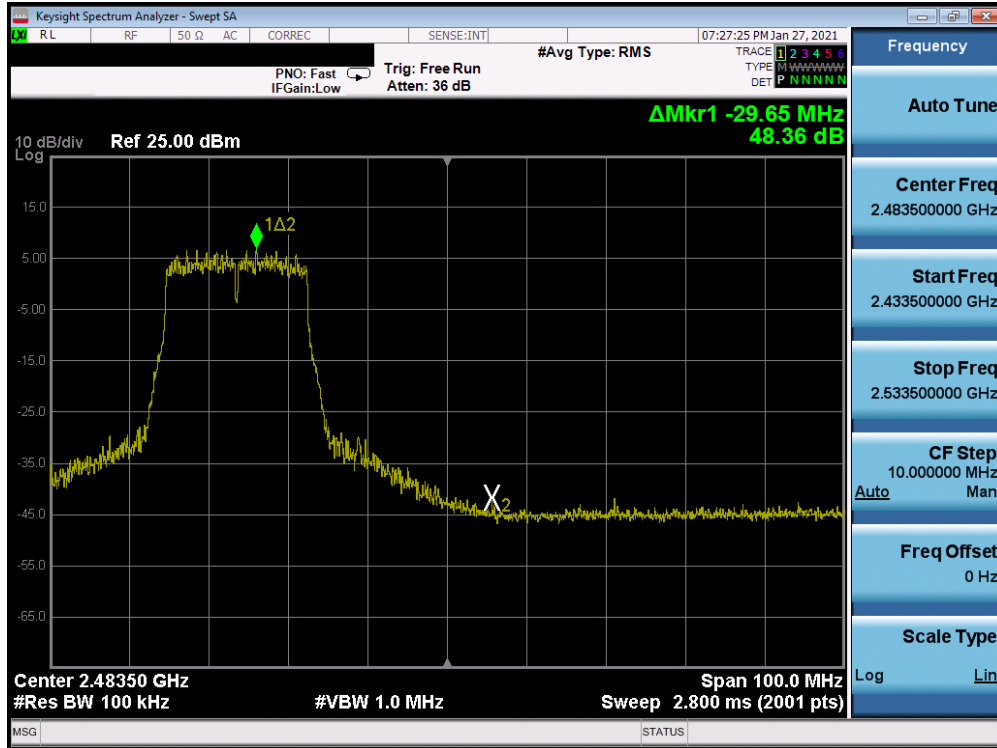


Plot 7-329. Band Edge Plot Antenna 2a (802.11n (2.4GHz) – Ch. 4) – MCS7

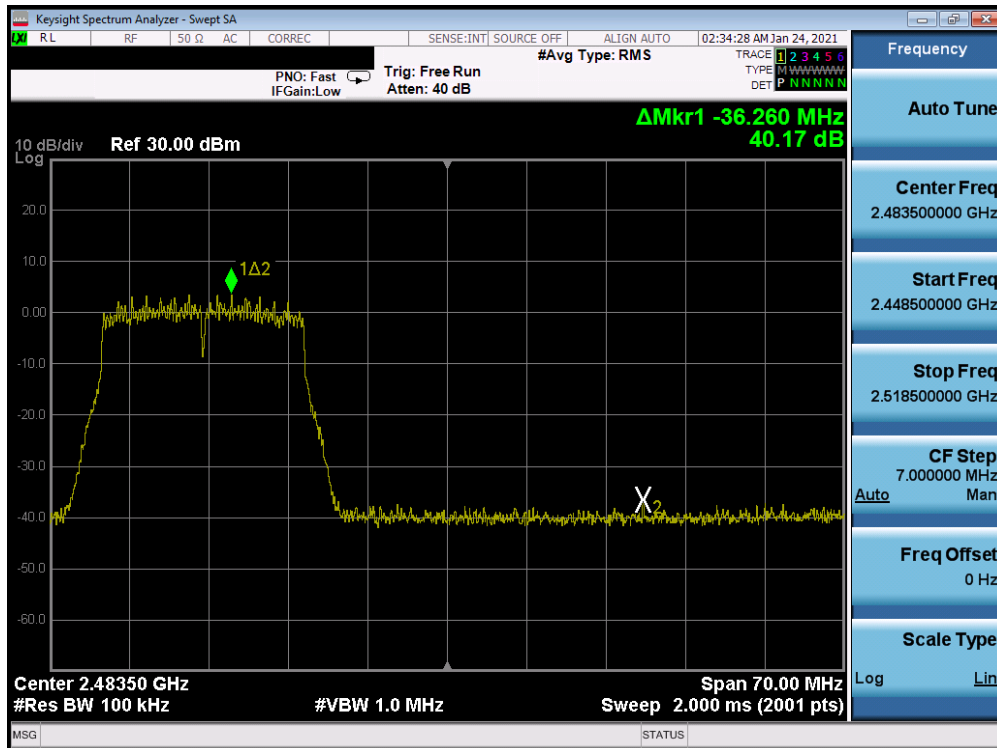


Plot 7-330. Band Edge Plot Antenna 2a (802.11n (2.4GHz) – Ch. 9) – MCS7

FCC ID: BCGA2301 IC: 579C-A2301	PCTEST Proud to be part of element	MEASUREMENT REPORT (CERTIFICATION)	Approved by: Quality Manager
Test Report S/N: 1C2101020002-09.BCG	Test Dates: 12/15/2020-3/6/2021	EUT Type: Tablet Device	Page 212 of 345

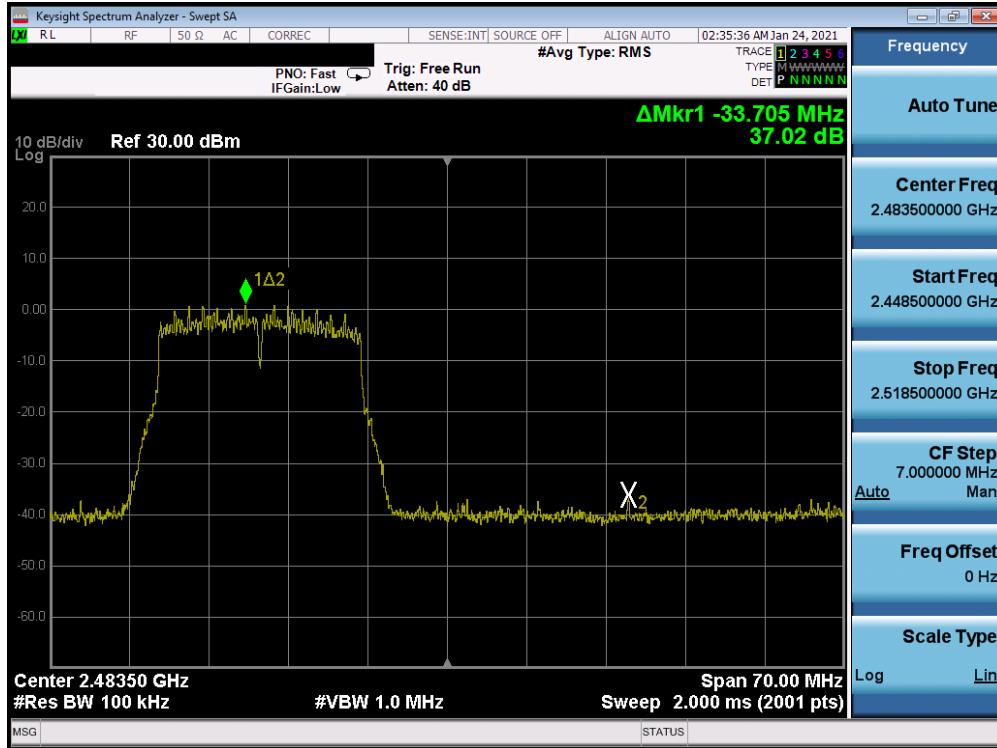


Plot 7-331. Band Edge Plot Antenna 2a (802.11n (2.4GHz) - Ch. 10) - MCS7

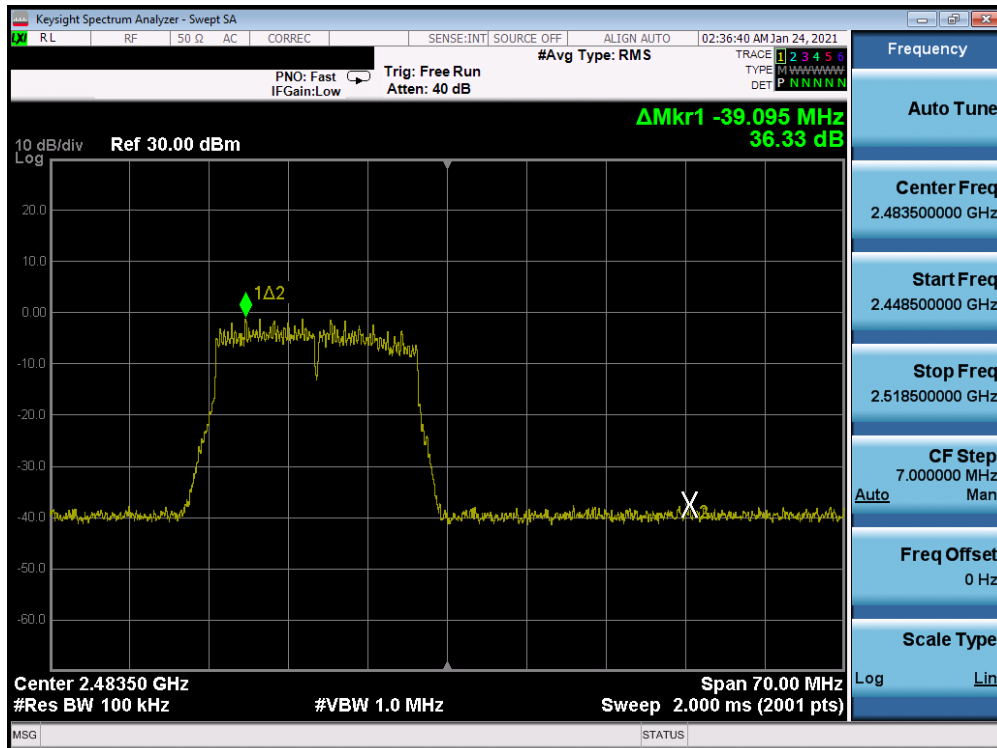


Plot 7-332. Band Edge Plot Antenna 2a (802.11n (2.4GHz) - Ch. 11) - MCS7

FCC ID: BCGA2301 IC: 579C-A2301	PCTEST Proud to be part of element	MEASUREMENT REPORT (CERTIFICATION)	Approved by: Quality Manager
Test Report S/N: 1C2101020002-09.BCG	Test Dates: 12/15/2020-3/6/2021	EUT Type: Tablet Device	Page 213 of 345

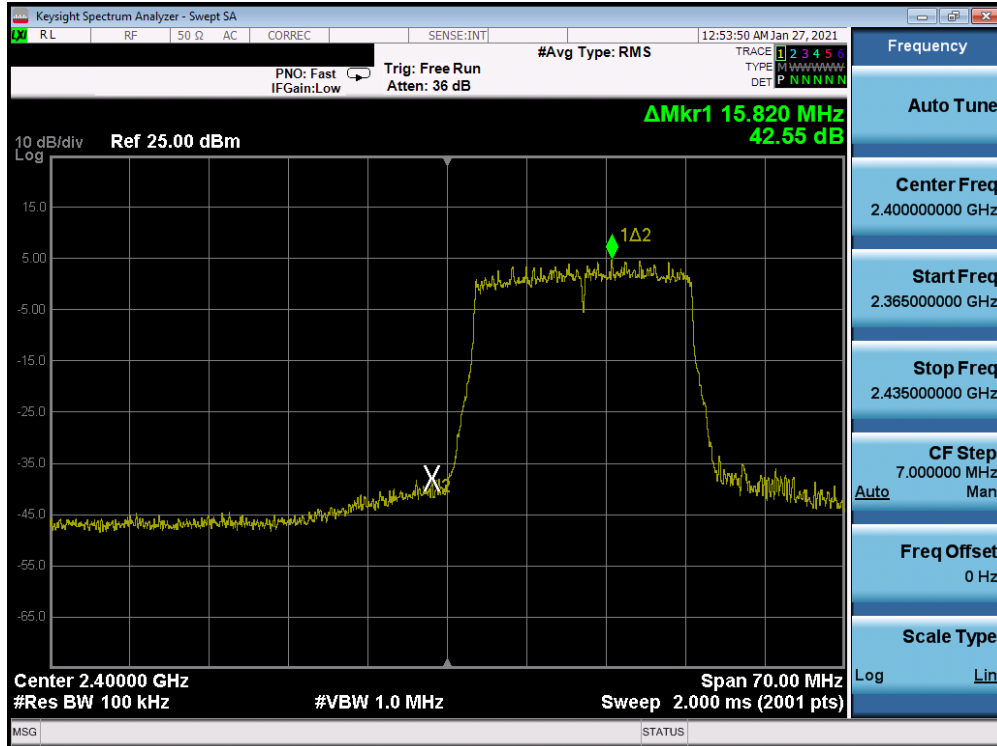


Plot 7-333. Band Edge Plot Antenna 2a (802.11n (2.4GHz) – Ch. 12) – MCS7

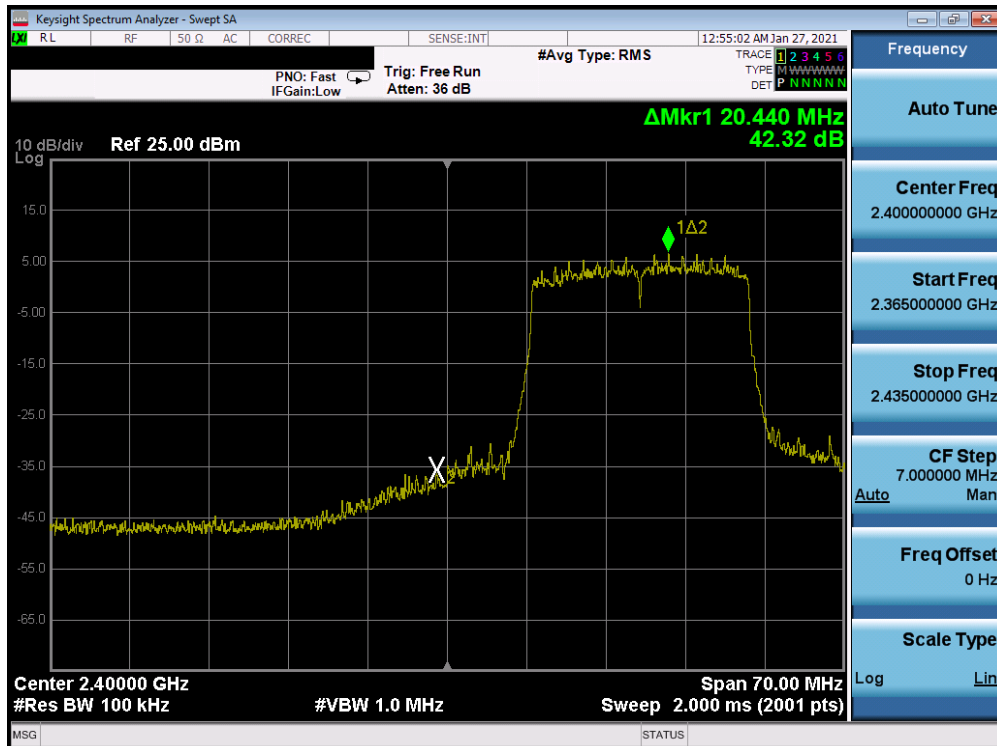


Plot 7-334. Band Edge Plot Antenna 2a (802.11n (2.4GHz) – Ch. 13) – MCS7

FCC ID: BCGA2301 IC: 579C-A2301	PCTEST Proud to be part of element	MEASUREMENT REPORT (CERTIFICATION)	Approved by: Quality Manager
Test Report S/N: 1C2101020002-09.BCG	Test Dates: 12/15/2020-3/6/2021	EUT Type: Tablet Device	Page 214 of 345

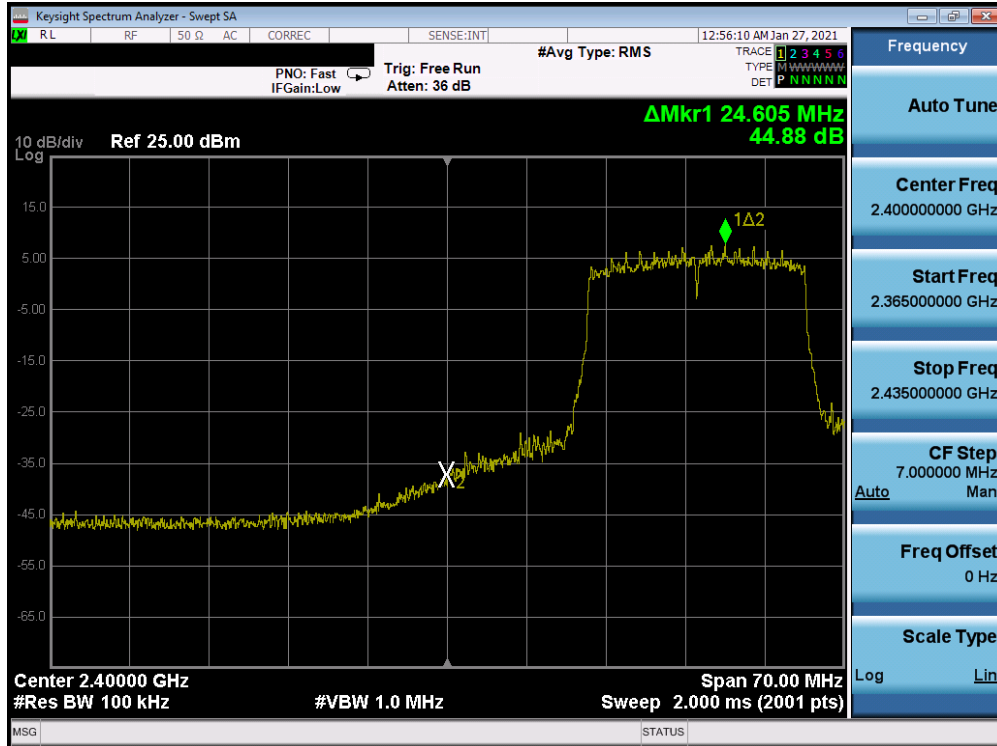


Plot 7-335. Band Edge Plot Antenna 2a (802.11ax (SU - 2.4GHz) – Ch. 1) – MCS5

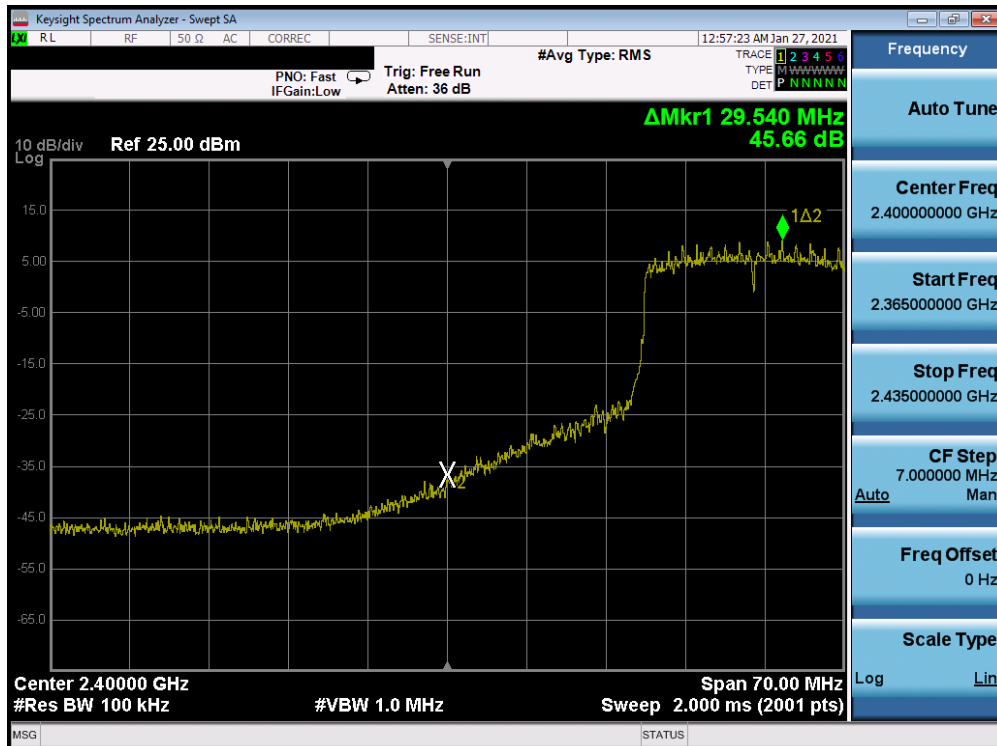


Plot 7-336. Band Edge Plot Antenna 2a (802.11ax (SU - 2.4GHz) – Ch. 2) – MCS5

FCC ID: BCGA2301 IC: 579C-A2301	PCTEST Proud to be part of element	MEASUREMENT REPORT (CERTIFICATION)	Approved by: Quality Manager
Test Report S/N: 1C2101020002-09.BCG	Test Dates: 12/15/2020-3/6/2021	EUT Type: Tablet Device	Page 215 of 345

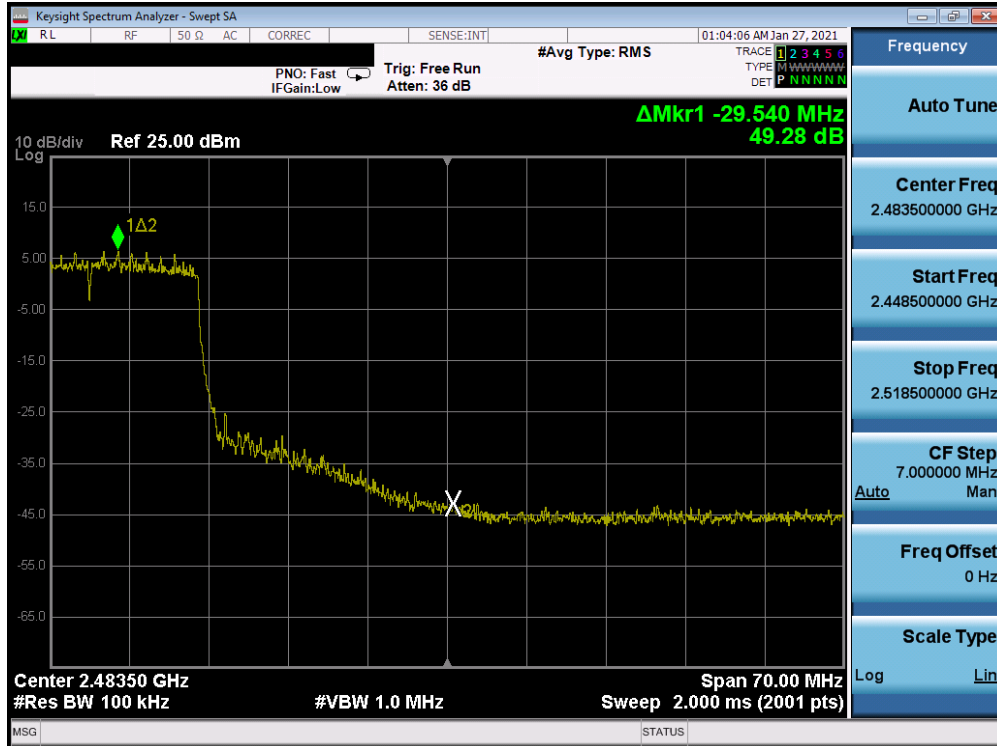


Plot 7-337. Band Edge Plot Antenna 2a (802.11ax (SU - 2.4GHz) – Ch. 3) – MCS5

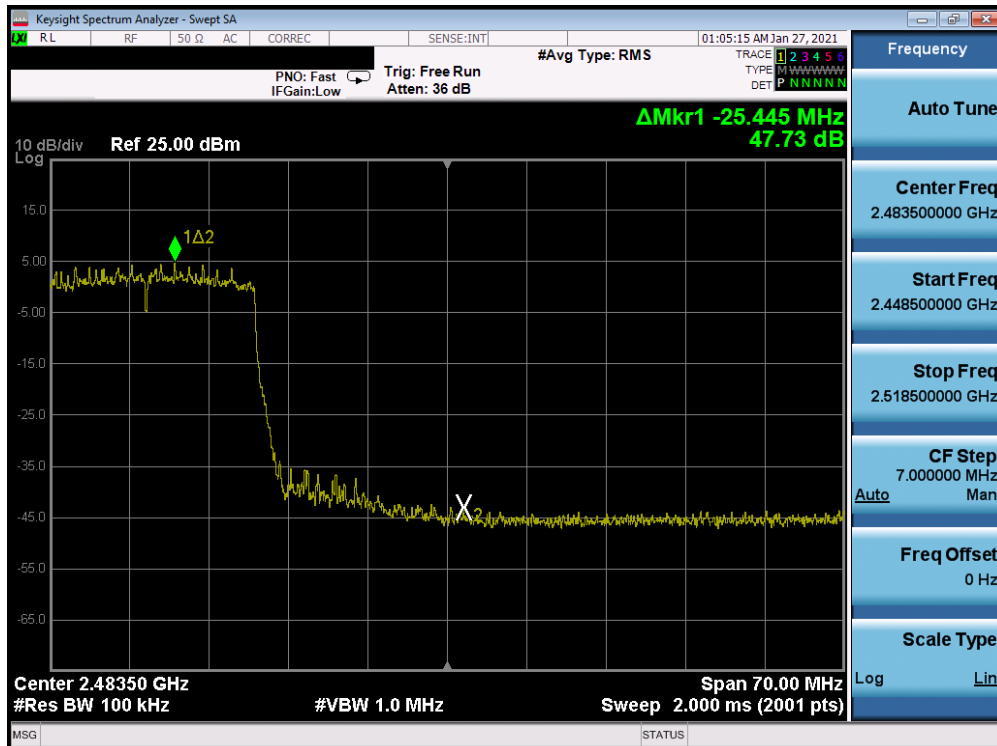


Plot 7-338. Band Edge Plot Antenna 2a (802.11ax (SU - 2.4GHz) – Ch. 4) – MCS5

FCC ID: BCGA2301 IC: 579C-A2301	PCTEST Proud to be part of element	MEASUREMENT REPORT (CERTIFICATION)	Approved by: Quality Manager
Test Report S/N: 1C2101020002-09.BCG	Test Dates: 12/15/2020-3/6/2021	EUT Type: Tablet Device	Page 216 of 345

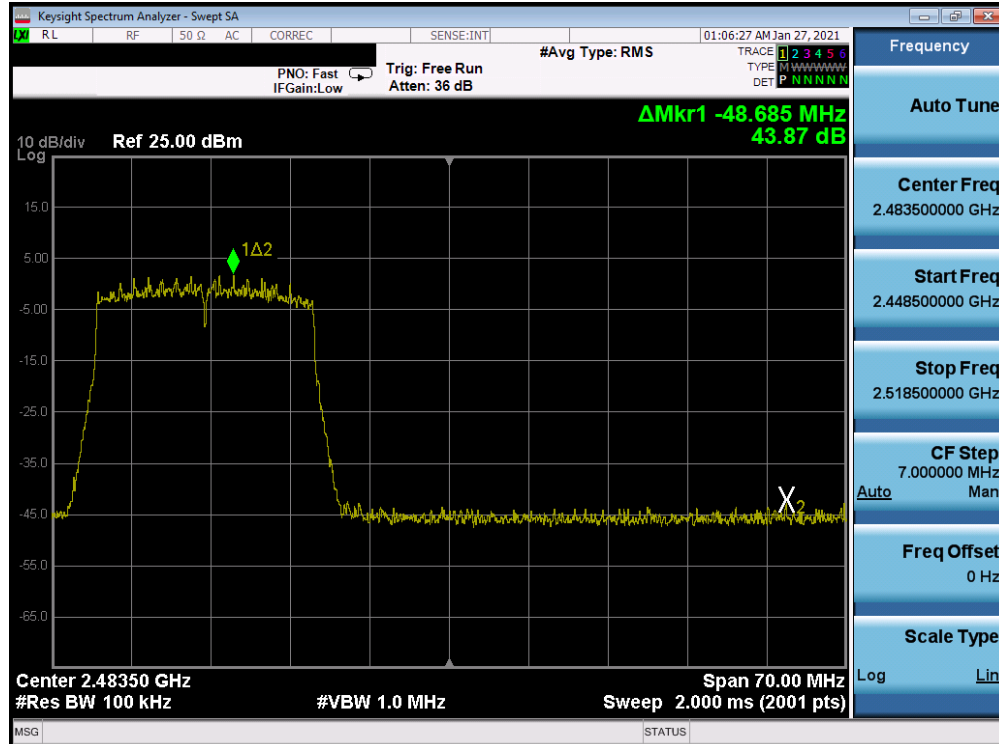


Plot 7-339. Band Edge Plot Antenna 2a (802.11ax (SU - 2.4GHz) – Ch. 9) – MCS5

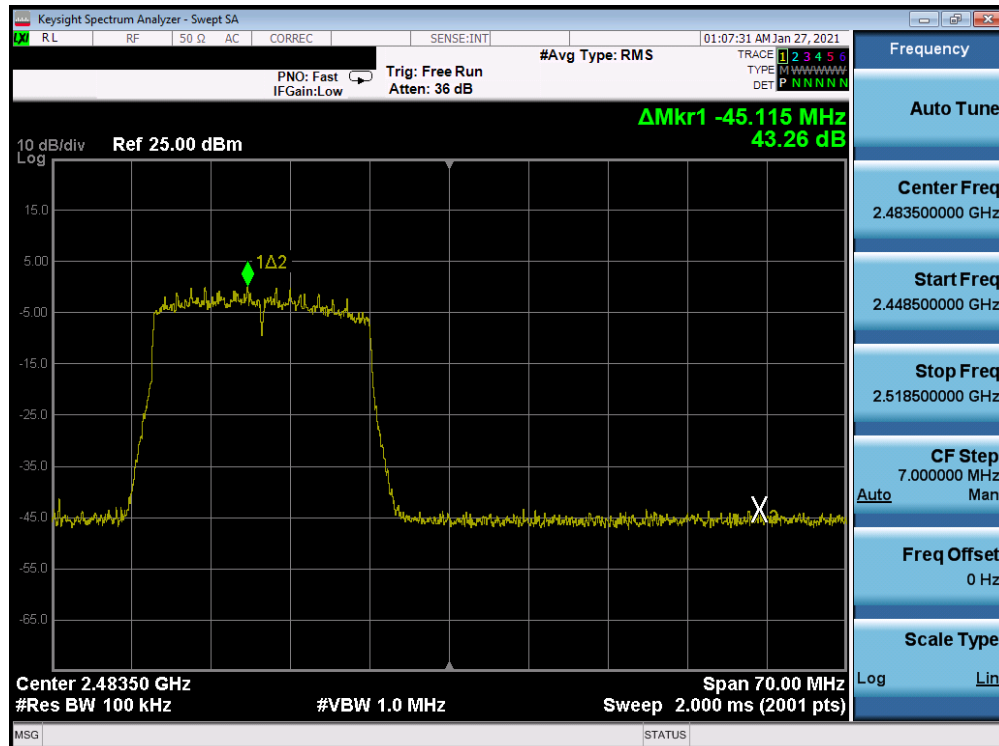


Plot 7-340. Band Edge Plot Antenna 2a (802.11ax (SU - 2.4GHz) – Ch. 10) – MCS5

FCC ID: BCGA2301 IC: 579C-A2301	PCTEST Proud to be part of element	MEASUREMENT REPORT (CERTIFICATION)	Approved by: Quality Manager
Test Report S/N: 1C2101020002-09.BCG	Test Dates: 12/15/2020-3/6/2021	EUT Type: Tablet Device	Page 217 of 345



Plot 7-341. Band Edge Plot Antenna 2a (802.11ax (SU - 2.4GHz) – Ch. 11) – MCS5



Plot 7-342. Band Edge Plot Antenna 2a (802.11ax (SU - 2.4GHz) – Ch. 12) – MCS5

FCC ID: BCGA2301 IC: 579C-A2301	PCTEST Proud to be part of element	MEASUREMENT REPORT (CERTIFICATION)	Approved by: Quality Manager
Test Report S/N: 1C2101020002-09.BCG	Test Dates: 12/15/2020-3/6/2021	EUT Type: Tablet Device	Page 218 of 345

7.6 Conducted Spurious Emissions

§15.247(d); RSS-247 [5.5]

Test Overview and Limit

All out of band emissions are measured with a spectrum analyzer connected to the antenna terminal of the EUT while the EUT is operating at its maximum duty cycle, at maximum power, and at the appropriate frequencies. All data rates were investigated to determine the worst case configuration. For the following out of band conducted spurious emissions plots, the EUT was investigated in all available data rates for “b”, “g”, “n”, “ax-SU” modes. The worst case spurious emissions for the 2.4GHz band were found while transmitting in “b” mode at 11 Mbps and are shown in the plots below.

The limit for out-of-band spurious emissions at the band edge is 20dB below the fundamental emission level, as determined from the in-band power measurement of the DTS channel performed in a 100kHz bandwidth per the procedure in Section 11.11 of ANSI C63.10-2013 and KDB 558074 D01 v05r02.

Test Procedure Used

ANSI C63.10-2013 – Section 11.11.3
KDB 558074 D01 v05r02 – Section 8.5
ANSI C63.10-2013 – Section 14.3.3
KDB 662911 D01 v02r01 – Section E)3)b)

Test Settings

1. Start frequency was set to 30MHz and stop frequency was set to 25GHz (separated into two plots per channel)
2. RBW = 1MHz
3. VBW = 3MHz
4. Detector = Peak
5. Trace mode = max hold
6. Sweep time = auto couple
7. The trace was allowed to stabilize

Test Setup

The EUT and measurement equipment were set up as shown in the diagram below.



Figure 7-5. Test Instrument & Measurement Setup

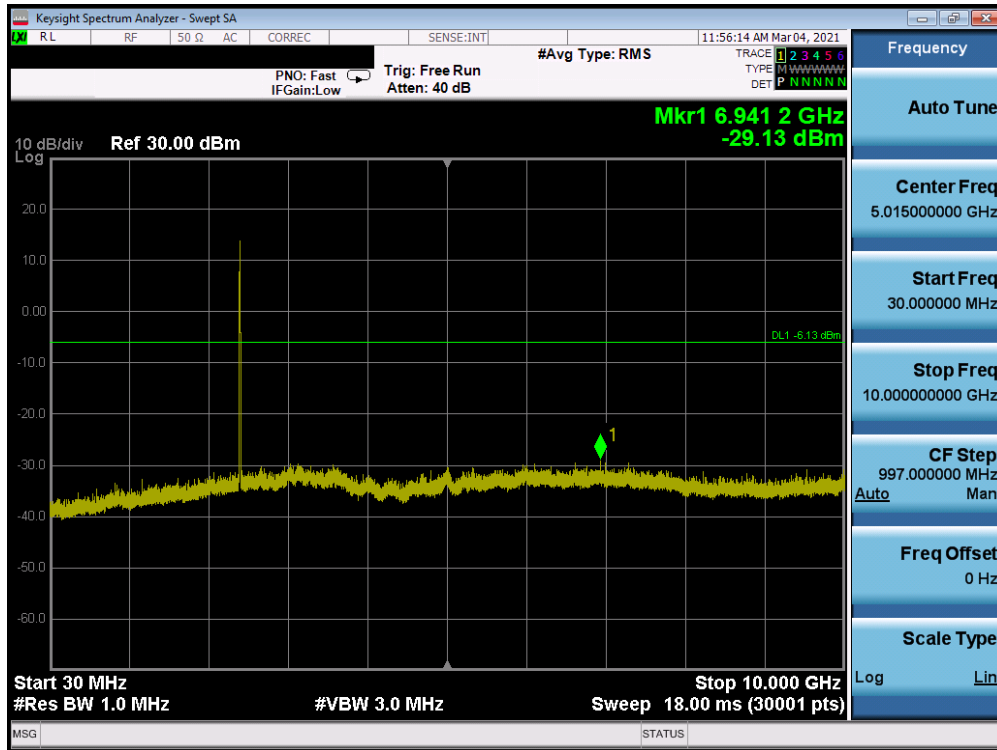
FCC ID: BCGA2301 IC: 579C-A2301	 PCTEST Proud to be part of  element	MEASUREMENT REPORT (CERTIFICATION)	Approved by: Quality Manager
Test Report S/N: 1C2101020002-09.BCG	Test Dates: 12/15/2020-3/6/2021	EUT Type: Tablet Device	Page 219 of 345

Test Notes

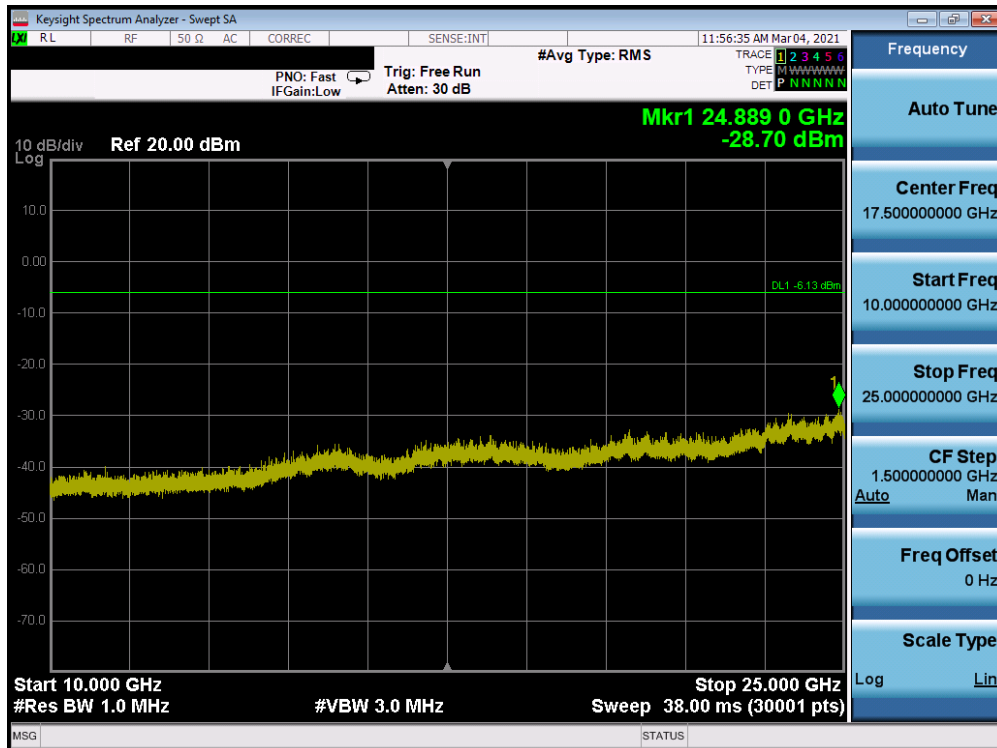
1. RBW was set to 1MHz rather than 100kHz in order to increase the measurement speed.
2. The display line shown in the following plots denotes the limit at 20dB below the fundamental emission level measured in a 100kHz bandwidth. However, since the traces in the following plots are measured with a 1MHz RBW, the display line may not necessarily appear to be 20dB below the level of the fundamental in a 1MHz bandwidth.
3. For plots showing conducted spurious emissions near the limit, the frequencies were investigated with a reduced RBW to ensure that no emissions were present.
4. The conducted spurious emissions were measured to relative limits. Therefore, in accordance with ANSI C63.10-2013 and KDB 662911 D01 v02r01 Section E)3)b), it was unnecessary to show compliance through the summation of test results of the individual outputs.
5. All antenna configurations were investigated and only the worst case is reported.

FCC ID: BCGA2301 IC: 579C-A2301	 MEASUREMENT REPORT (CERTIFICATION)		Approved by: Quality Manager
Test Report S/N: 1C2101020002-09.BCG	Test Dates: 12/15/2020-3/6/2021	EUT Type: Tablet Device	Page 220 of 345

Antenna 4a Conducted Spurious Emission

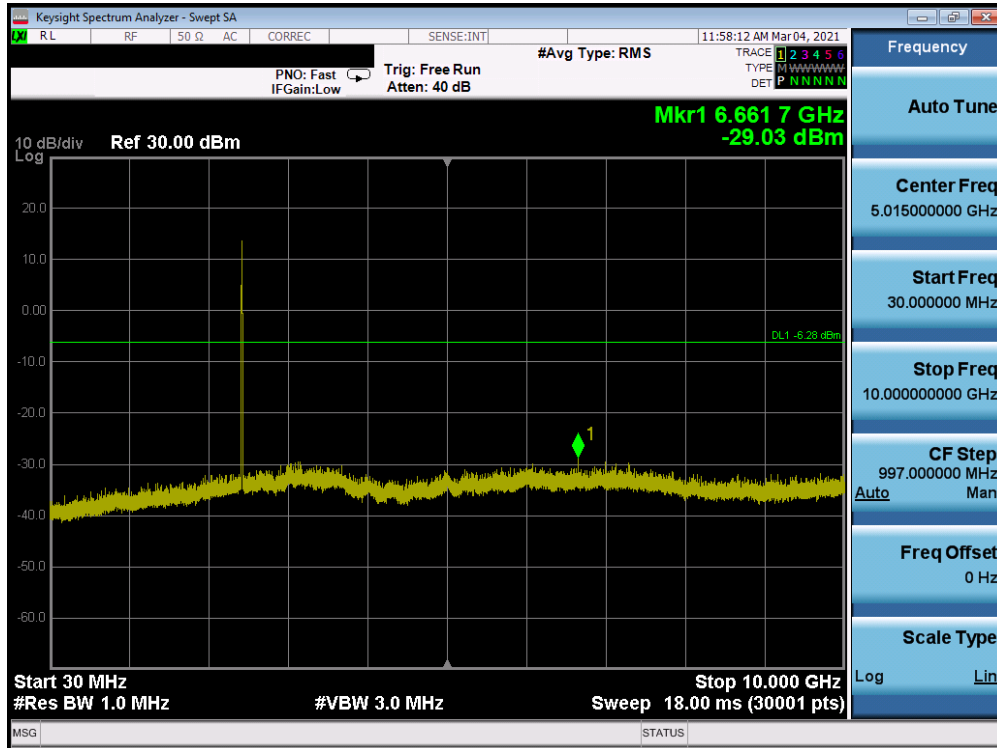


Plot 7-343. Conducted Spurious Plot Antenna 4a (802.11b – Ch. 1)

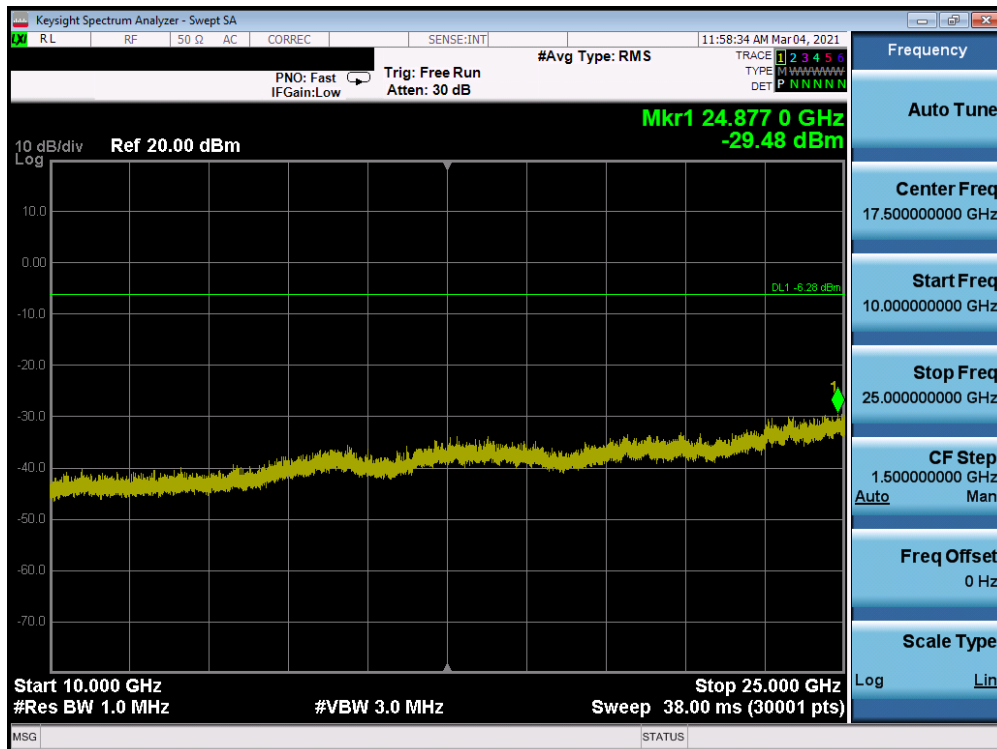


Plot 7-344. Conducted Spurious Plot Antenna 4a (802.11b – Ch. 1)

FCC ID: BCGA2301 IC: 579C-A2301	PCTEST Proud to be part of element	MEASUREMENT REPORT (CERTIFICATION)	Approved by: Quality Manager
Test Report S/N: 1C2101020002-09.BCG	Test Dates: 12/15/2020-3/6/2021	EUT Type: Tablet Device	Page 221 of 345

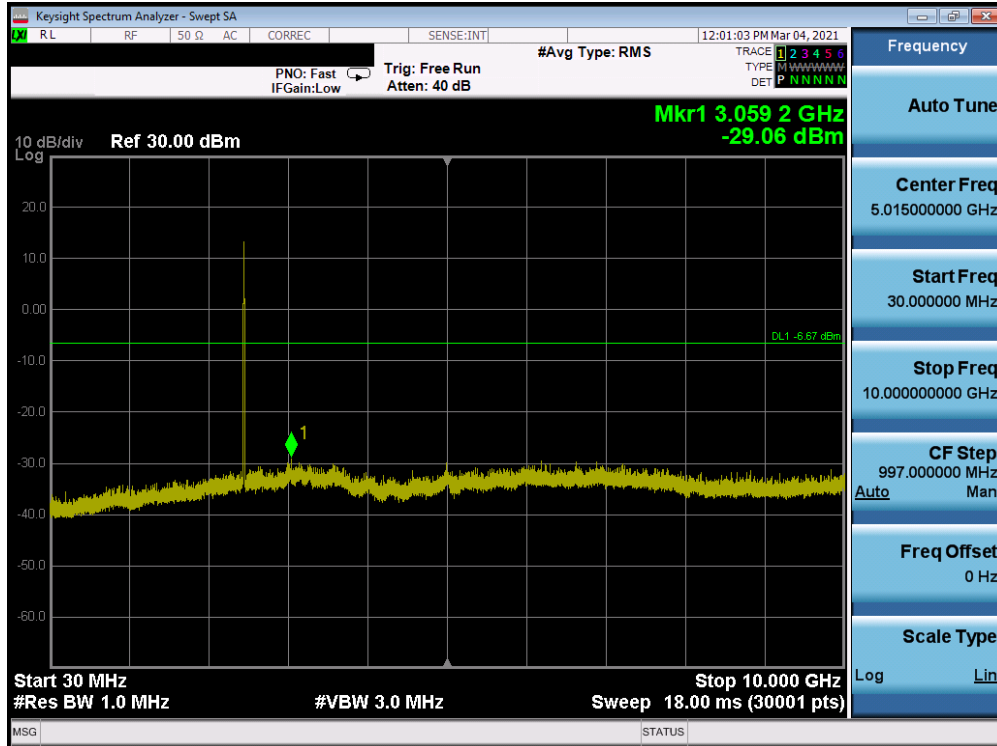


Plot 7-345. Conducted Spurious Plot Antenna 4a (802.11b – Ch. 6)

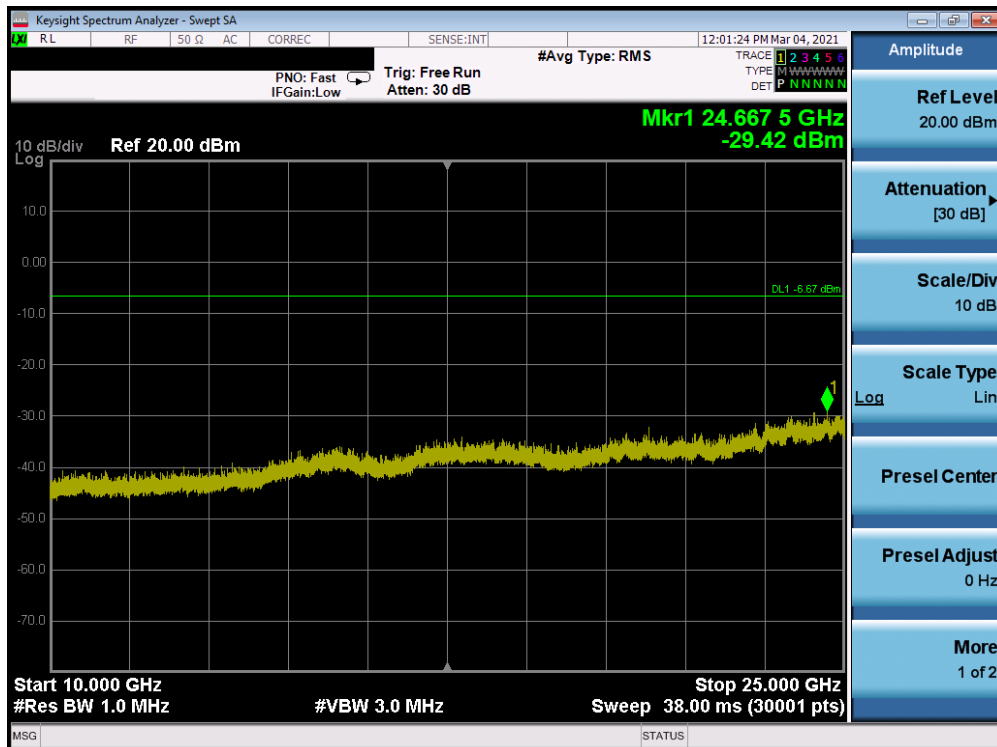


Plot 7-346. Conducted Spurious Plot Antenna 4a (802.11b – Ch. 6)

FCC ID: BCGA2301 IC: 579C-A2301	PCTEST Proud to be part of element	MEASUREMENT REPORT (CERTIFICATION)	Approved by: Quality Manager
Test Report S/N: 1C2101020002-09.BCG	Test Dates: 12/15/2020-3/6/2021	EUT Type: Tablet Device	Page 222 of 345



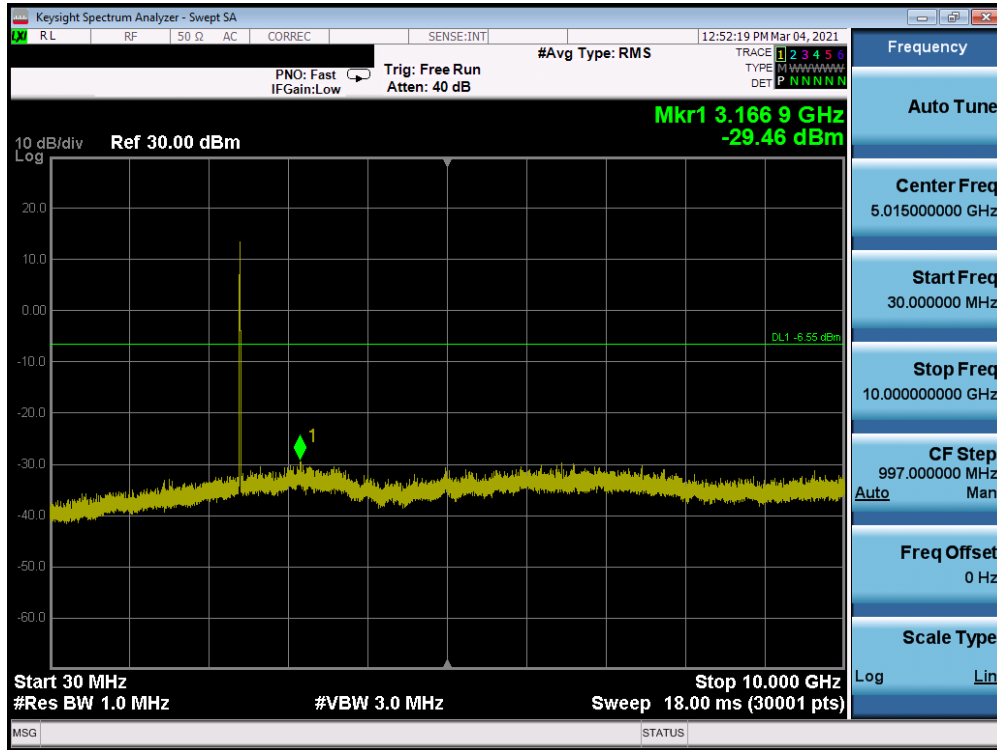
Plot 7-347. Conducted Spurious Plot Antenna 4a (802.11b – Ch. 11)



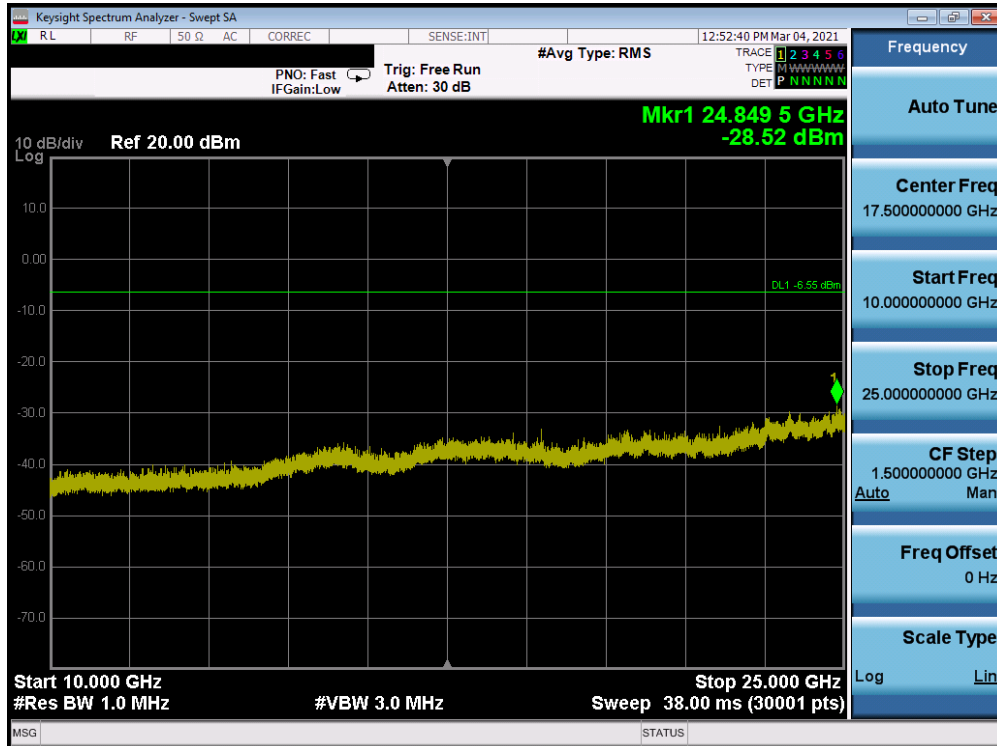
Plot 7-348. Conducted Spurious Plot Antenna 4a (802.11b – Ch. 11)

FCC ID: BCGA2301 IC: 579C-A2301	PCTEST Proud to be part of element	MEASUREMENT REPORT (CERTIFICATION)	Approved by: Quality Manager
Test Report S/N: 1C2101020002-09.BCG	Test Dates: 12/15/2020-3/6/2021	EUT Type: Tablet Device	Page 223 of 345

Antenna 2a Conducted Spurious Emissions

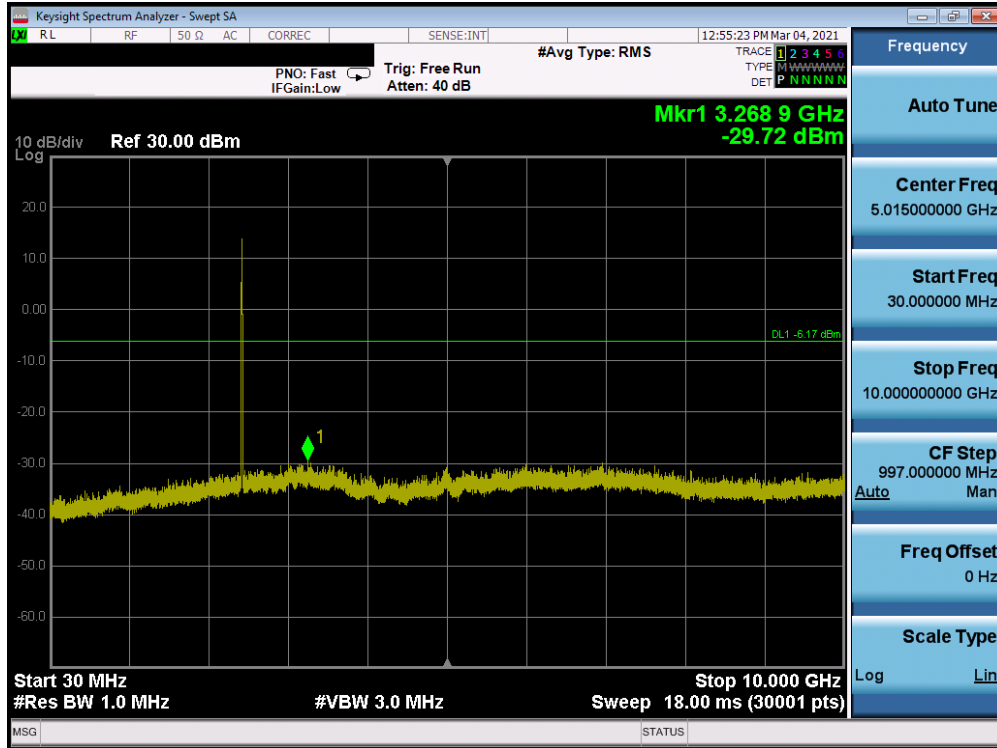


Plot 7-349. Conducted Spurious Plot Antenna 2a (802.11b – Ch. 1)

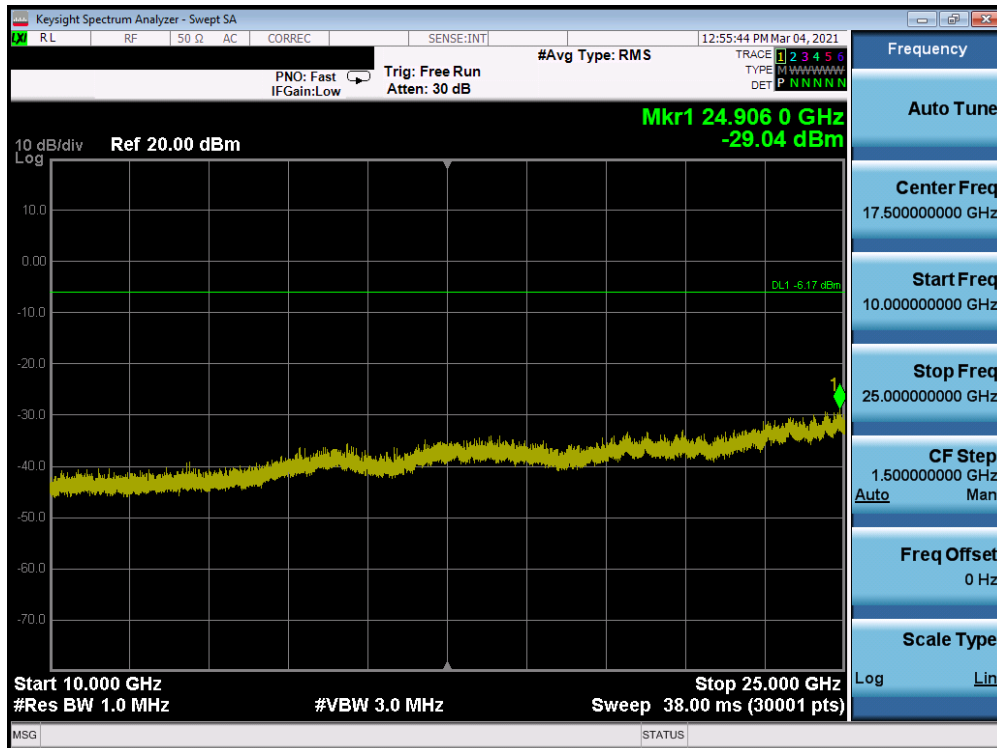


Plot 7-350. Conducted Spurious Plot Antenna 2a (802.11b – Ch. 1)

FCC ID: BCGA2301 IC: 579C-A2301	PCTEST Proud to be part of element	MEASUREMENT REPORT (CERTIFICATION)	Approved by: Quality Manager
Test Report S/N: 1C2101020002-09.BCG	Test Dates: 12/15/2020-3/6/2021	EUT Type: Tablet Device	Page 224 of 345

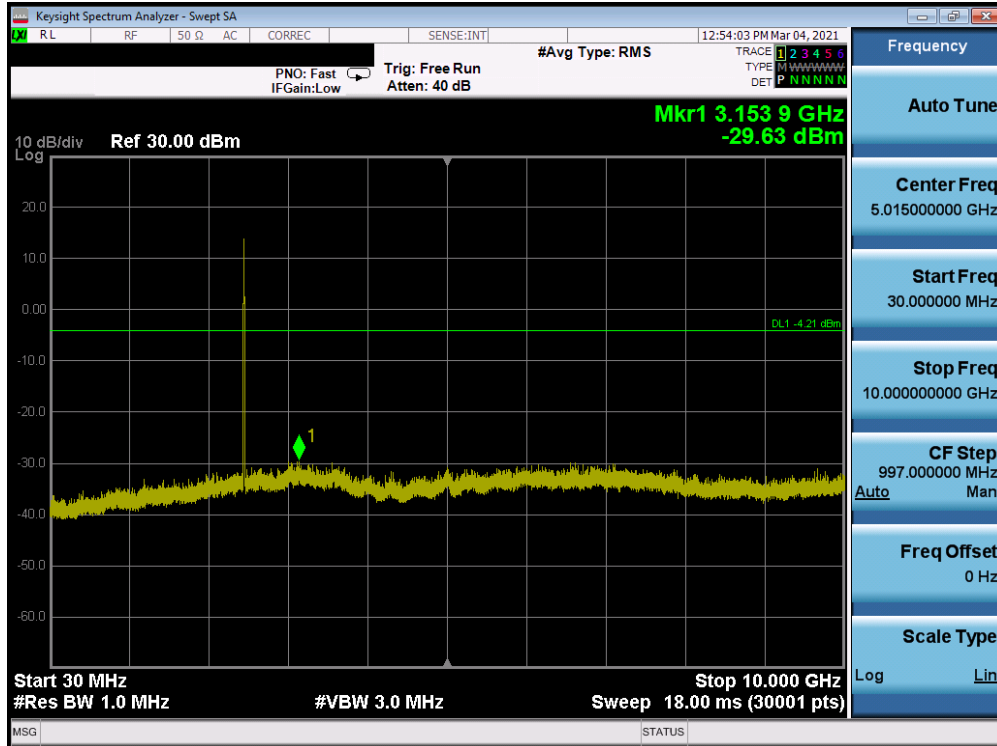


Plot 7-351. Conducted Spurious Plot Antenna 2a (802.11b – Ch. 6)

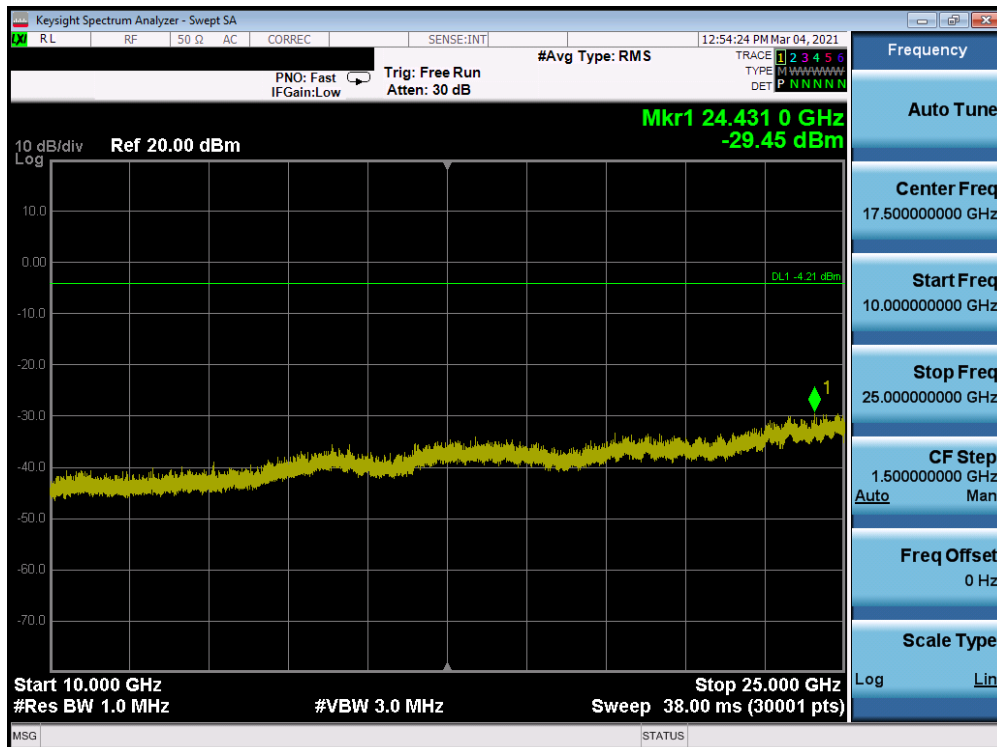


Plot 7-352. Conducted Spurious Plot Antenna 2a (802.11b – Ch. 6)

FCC ID: BCGA2301 IC: 579C-A2301	PCTEST Proud to be part of element	MEASUREMENT REPORT (CERTIFICATION)	Approved by: Quality Manager
Test Report S/N: 1C2101020002-09.BCG	Test Dates: 12/15/2020-3/6/2021	EUT Type: Tablet Device	Page 225 of 345



Plot 7-353. Conducted Spurious Plot Antenna 2a (802.11b – Ch. 11)



Plot 7-354. Conducted Spurious Plot Antenna 2a (802.11b – Ch. 11)

FCC ID: BCGA2301 IC: 579C-A2301	 Proud to be part of 	MEASUREMENT REPORT (CERTIFICATION)	Approved by: Quality Manager
Test Report S/N: 1C2101020002-09.BCG	Test Dates: 12/15/2020-3/6/2021	EUT Type: Tablet Device	Page 226 of 345

7.7 Radiated Spurious Emissions – Above 1 GHz

§15.247(d) §15.205 & §15.209; RSS-Gen [8.9]

Test Overview and Limit

All out of band radiated spurious emissions are measured with a spectrum analyzer connected to a receive antenna while the EUT is operating at its maximum duty cycle, at maximum power, and at the appropriate frequencies. All data rates and modes were investigated for radiated spurious emissions. Only the radiated emissions of the configuration that produced the worst case emissions are reported in this section.

All out of band emissions appearing in a restricted band as specified in Section 15.205 of the Title 47 CFR and Table 7 of RSS-Gen (8.10) must not exceed the limits shown in Table 7-47 per Section 15.209 and RSS-Gen (8.9).

Frequency	Field Strength [μV/m]	Measured Distance [Meters]
Above 960.0 MHz	500	3

Table 7-47. Radiated Limits

Test Procedures Used

ANSI C63.10-2013 – Section 6.6.4.3

KDB 558074 D01 v05r02 – Sections 8.6, 8.7

Test Settings

Average Field Strength Measurements

1. Analyzer center frequency was set to the frequency of the radiated spurious emission of interest
2. RBW = 1MHz
3. VBW = 3MHz
4. Detector = power average (RMS)
5. Number of measurement points = 1001 (Number of points must be $\geq 2 \times \text{span/RBW}$)
6. Sweep time = auto
7. Trace (RMS) averaging was performed over at least 100 traces

Peak Field Strength Measurements

1. Analyzer center frequency was set to the frequency of the radiated spurious emission of interest
2. RBW = 1MHz
3. VBW = 3MHz
4. Detector = peak
5. Sweep time = auto couple
6. Trace mode = max hold
7. Trace was allowed to stabilize

FCC ID: BCGA2301 IC: 579C-A2301	 PCTEST Proud to be part of 	MEASUREMENT REPORT (CERTIFICATION)	Approved by: Quality Manager
Test Report S/N: 1C2101020002-09.BCG	Test Dates: 12/15/2020-3/6/2021	EUT Type: Tablet Device	Page 227 of 345

Test Setup

The EUT and measurement equipment were set up as shown in the diagram below.

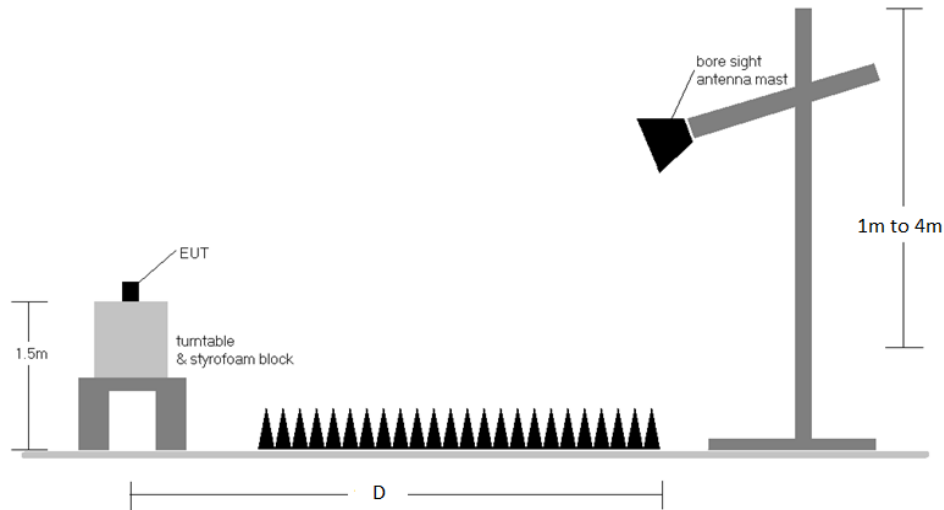


Figure 7-6. Radiated Measurement Setup

Test Notes

1. The optional test procedures for antenna port conducted measurements of unwanted emissions per the guidance of KDB 558074 D01 v05r02 were not used to evaluate this device for compliance to radiated limits. All Radiated Spurious Emissions levels were measured in a radiated test setup.
2. All emissions lying in restricted bands specified in Section 15.205 and Section 8.10 of RSS-Gen are below the limit shown in Table 7-47.
3. The antenna is manipulated through typical positions, polarity and length during the tests. The EUT is manipulated through three orthogonal planes.
4. The unit was tested with its standard battery.
5. The spectrum is measured from 9kHz to the 10th harmonic of the fundamental frequency of the transmitter using CISPR quasi peak detector below 1GHz. Above 1 GHz, average and peak measurements were taken using linearly polarized horn antennas.
6. D is the measurement test distance and emissions 1-18GHz were measured at a 3 meters test distance while emissions above 18GHz were measured at a 1 meter test distance with the application of a distance correction factor.
7. The wide spectrum spurious emissions plots shown on the following pages are used only for the purpose of emission identification. Any emissions found to be within 20dB of the limit are fully investigated and the results are shown in this section.
8. The "-" shown in the following RSE tables are used to denote a noise floor measurement.
9. All antenna configurations were investigated and only the worst case is reported.
10. The unit was tested with all possible modes and only the highest emission is reported.

FCC ID: BCGA2301 IC: 579C-A2301	PCTEST Proud to be part of element	MEASUREMENT REPORT (CERTIFICATION)	Approved by: Quality Manager
Test Report S/N: 1C2101020002-09.BCG	Test Dates: 12/15/2020-3/6/2021	EUT Type: Tablet Device	Page 228 of 345

11. The data rates have been classified into three different groups; low data rate, middle data rate, and high data rate. All three data rate groups of data rate have been investigated and only the worst case data rate per group is reported.

Sample Calculations

Determining Spurious Emissions Levels

- Field Strength Level $[\text{dB}\mu\text{V/m}] = \text{Analyzer Level} [\text{dBm}] + 107 + \text{AFCL} [\text{dB/m}]$
- AFCL $[\text{dB/m}] = \text{Antenna Factor} [\text{dB/m}] + \text{Cable Loss} [\text{dB}] - \text{Preamplifier Gain} [\text{dB}]$
- Margin $[\text{dB}] = \text{Field Strength Level} [\text{dB}\mu\text{V/m}] - \text{Limit} [\text{dB}\mu\text{V/m}]$

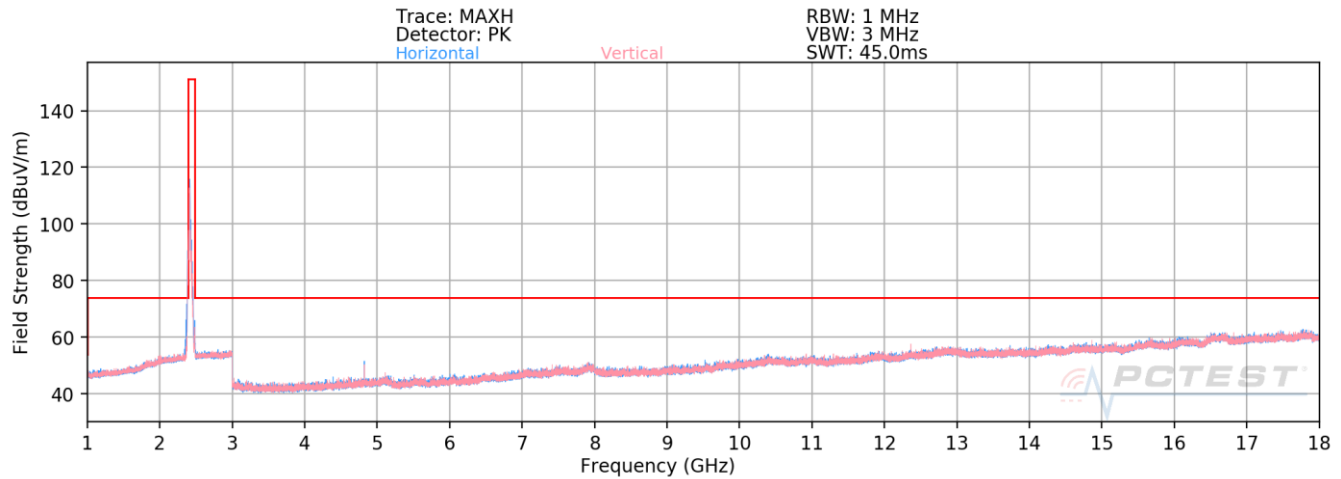
Radiated Band Edge Measurement Offset

- The amplitude offset shown in the radiated restricted band edge plots in Section 7.7 was calculated using the formula:
 Offset (dB) = (Antenna Factor + Cable Loss + Attenuator) – Preamplifier Gain

FCC ID: BCGA2301 IC: 579C-A2301	 PCTEST Proud to be part of 	MEASUREMENT REPORT (CERTIFICATION)	Approved by: Quality Manager
Test Report S/N: 1C2101020002-09.BCG	Test Dates: 12/15/2020-3/6/2021	EUT Type: Tablet Device	Page 229 of 345

7.7.1 Antenna 4a Radiated Spurious Emission Measurements

§15.247(d) §15.205 & §15.209; RSS-Gen [8.9]



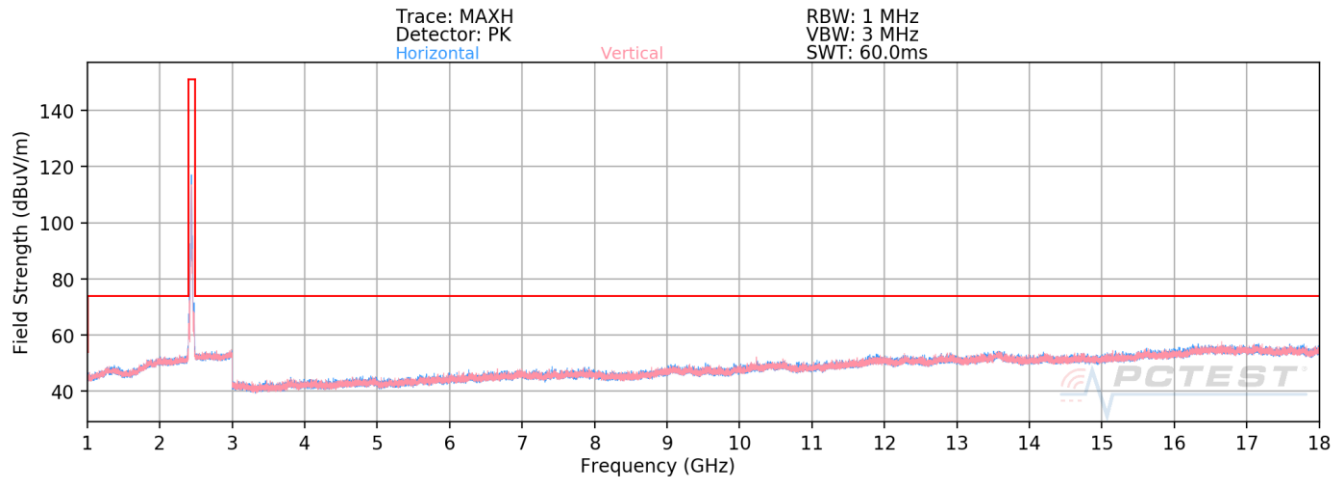
Plot 7-355. Radiated Spurious Emissions above 1GHz Antenna 4a (802.11b – Ch. 1)

Mode:	802.11b
Data Rate:	11Mbps
Distance of Measurements:	3 Meters
Operating Frequency:	2412MHz
Channel:	01

Frequency [MHz]	Detector	Ant. Pol. [H/V]	Antenna Height [cm]	Turntable Azimuth [degree]	Analyzer Level [dBm]	AFCL [dB/m]	Field Strength [dBμV/m]	Limit [dBμV/m]	Margin [dB]
4824.00	Avg	V	318	196	-68.20	7.54	46.34	53.98	-7.64
4824.00	Peak	V	318	196	-63.99	7.54	50.55	73.98	-23.43
12060.00	Avg	H	-	-	-85.25	17.07	38.82	53.98	-15.16
12060.00	Peak	H	-	-	-72.64	17.07	51.43	73.98	-22.55

Table 7-48. Radiated Measurements Antenna 4a

FCC ID: BCGA2301 IC: 579C-A2301	PCTEST Proud to be part of element	MEASUREMENT REPORT (CERTIFICATION)	Approved by: Quality Manager
Test Report S/N: 1C2101020002-09.BCG	Test Dates: 12/15/2020-3/6/2021	EUT Type: Tablet Device	Page 230 of 345



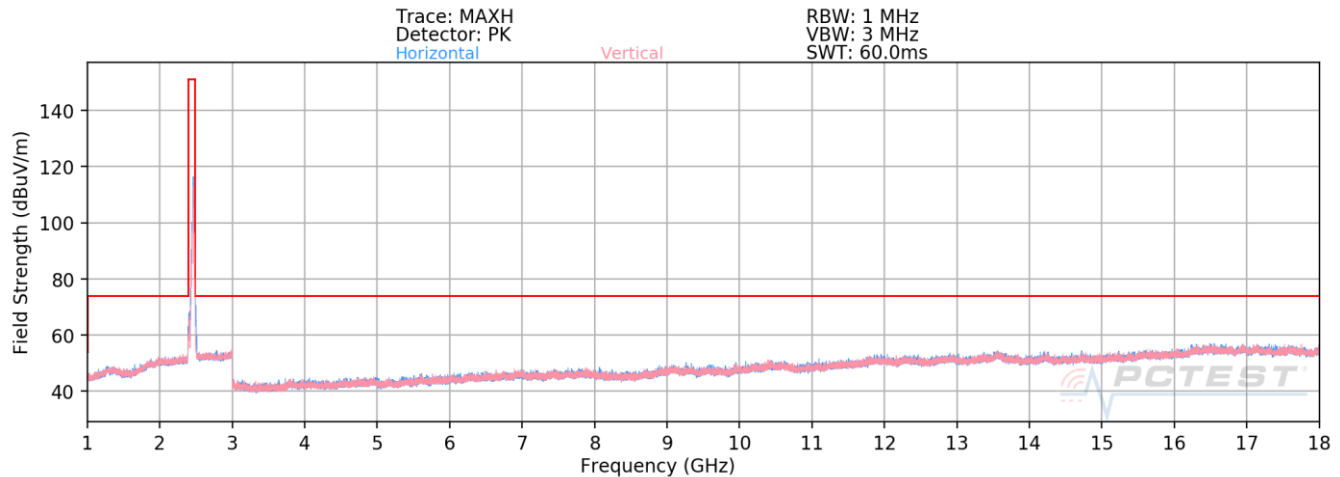
Plot 7-356. Radiated Spurious Emissions above 1GHz Antenna 4a (802.11b – Ch. 6)

Mode: 802.11b
Data Rate: 11Mbps
Distance of Measurements: 3 Meters
Operating Frequency: 2437MHz
Channel: 06

Frequency [MHz]	Detector	Ant. Pol. [H/V]	Antenna Height [cm]	Turntable Azimuth [degree]	Analyzer Level [dBm]	AFCL [dB/m]	Field Strength [dBμV/m]	Limit [dBμV/m]	Margin [dB]
4874.00	Avg	H	101	158	-77.17	7.75	37.58	53.98	-16.39
4874.00	Peak	H	101	158	-69.08	7.75	45.67	73.98	-28.30
7311.00	Avg	H	-	-	-82.43	10.84	35.41	53.98	-18.57
7311.00	Peak	H	-	-	-71.19	10.84	46.65	73.98	-27.33
12185.00	Avg	H	-	-	-84.12	16.90	39.78	53.98	-14.20
12185.00	Peak	H	-	-	-72.57	16.90	51.33	73.98	-22.65

Table 7-49. Radiated Measurements Antenna 4a

FCC ID: BCGA2301 IC: 579C-A2301	PCTEST Proud to be part of element	MEASUREMENT REPORT (CERTIFICATION)	Approved by: Quality Manager
Test Report S/N: 1C2101020002-09.BCG	Test Dates: 12/15/2020-3/6/2021	EUT Type: Tablet Device	Page 231 of 345



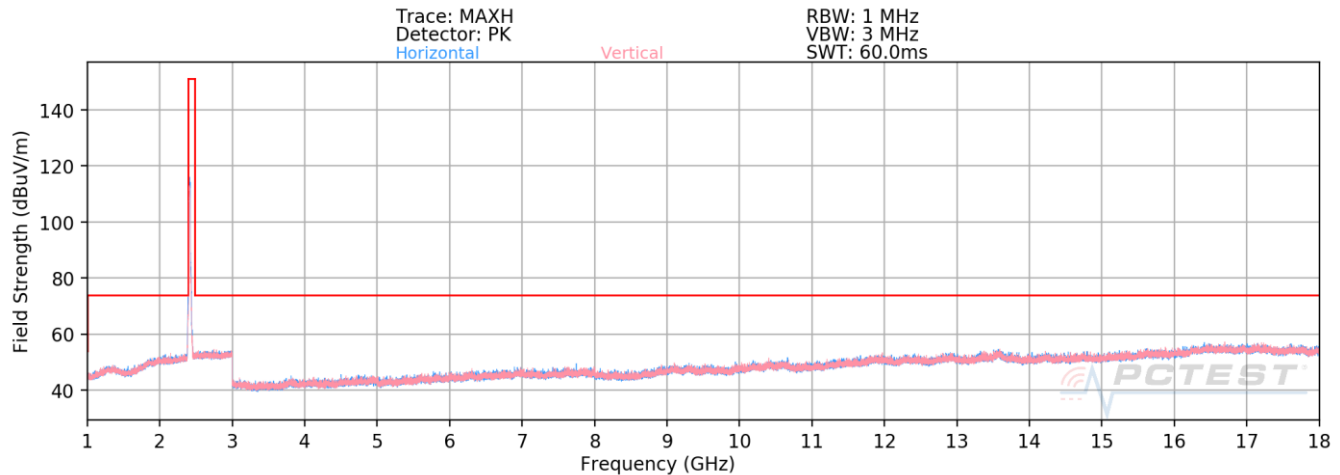
Plot 7-357. Radiated Spurious Emissions above 1GHz Antenna 4a (802.11b – Ch. 11)

Mode: 802.11b
Data Rate: 11Mbps
Distance of Measurements: 3 Meters
Operating Frequency: 2462MHz
Channel: 11

Frequency [MHz]	Detector	Ant. Pol. [H/V]	Antenna Height [cm]	Turntable Azimuth [degree]	Analyzer Level [dBm]	AFCL [dB/m]	Field Strength [dBμV/m]	Limit [dBμV/m]	Margin [dB]
4924.00	Avg	H	105	152	-77.71	8.53	37.82	53.98	-16.16
4924.00	Peak	H	105	152	-69.09	8.53	46.44	73.98	-27.54
7386.00	Avg	H	-	-	-82.56	11.73	36.17	53.98	-17.81
7386.00	Peak	H	-	-	-71.44	11.73	47.29	73.98	-26.69
12310.00	Avg	H	-	-	-83.97	17.62	40.65	53.98	-13.33
12310.00	Peak	H	-	-	-72.07	17.62	52.55	73.98	-21.43

Table 7-50. Radiated Measurements Antenna 4a

FCC ID: BCGA2301 IC: 579C-A2301	PCTEST Proud to be part of element	MEASUREMENT REPORT (CERTIFICATION)	Approved by: Quality Manager
Test Report S/N: 1C2101020002-09.BCG	Test Dates: 12/15/2020-3/6/2021	EUT Type: Tablet Device	Page 232 of 345



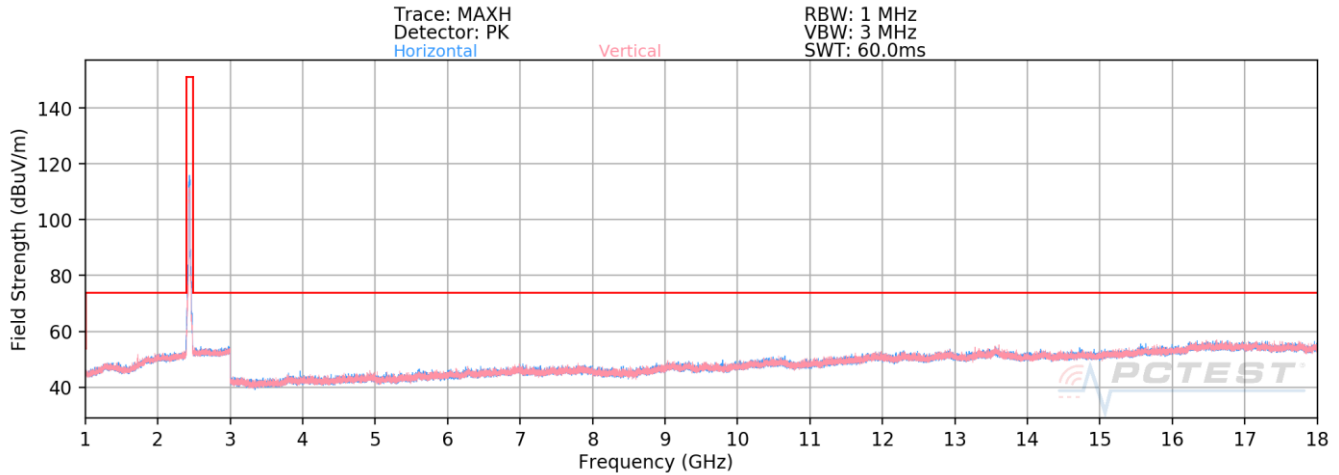
Plot 7-358. Radiated Spurious Emissions above 1GHz Antenna 4a (802.11ax (SU) – Ch. 1)

Mode: 802.11ax (SU)
Data Rate: MCS0
Distance of Measurements: 3 Meters
Operating Frequency: 2412MHz
Channel: 01

Frequency [MHz]	Detector	Ant. Pol. [H/V]	Antenna Height [cm]	Turntable Azimuth [degree]	Analyzer Level [dBm]	AFCL [dB/m]	Field Strength [dBμV/m]	Limit [dBμV/m]	Margin [dB]
4824.00	Avg	H	-	-	-80.79	7.54	33.75	53.98	-20.23
4824.00	Peak	H	-	-	-69.44	7.54	45.10	73.98	-28.88
12060.00	Avg	H	-	-	-83.69	17.07	40.38	53.98	-13.60
12060.00	Peak	H	-	-	-72.01	17.07	52.06	73.98	-21.92

Table 7-51. Radiated Measurements Antenna 4a

FCC ID: BCGA2301 IC: 579C-A2301	 PCTEST Proud to be part of 	MEASUREMENT REPORT (CERTIFICATION)	Approved by: Quality Manager
Test Report S/N: 1C2101020002-09.BCG	Test Dates: 12/15/2020-3/6/2021	EUT Type: Tablet Device	Page 233 of 345



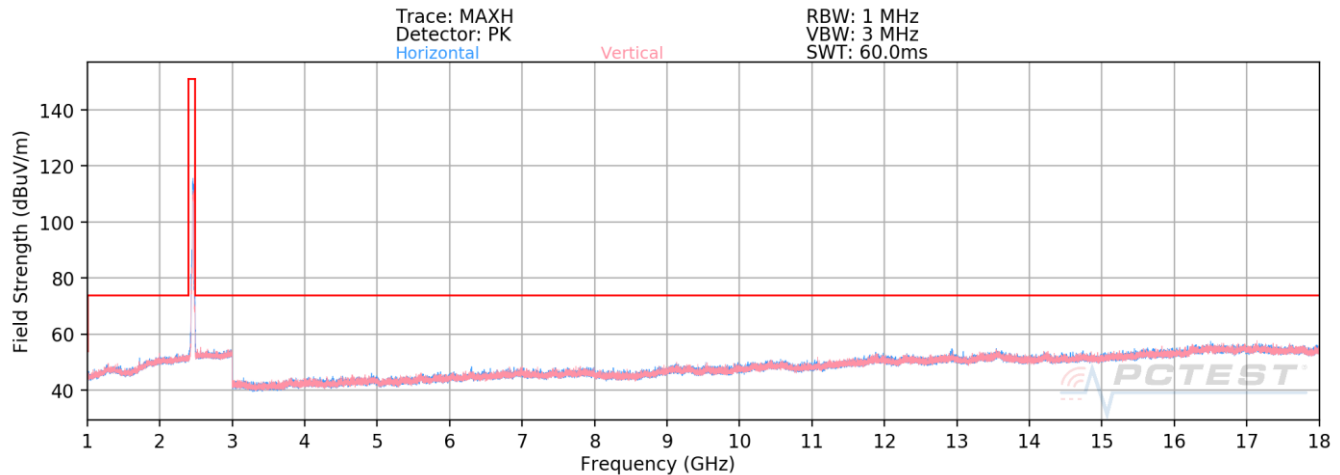
Plot 7-359. Radiated Spurious Emissions above 1GHz Antenna 4a (802.11ax (SU) – Ch. 6)

Mode: 802.11ax (SU)
Data Rate: MCS0
Distance of Measurements: 3 Meters
Operating Frequency: 2437MHz
Channel: 06

Frequency [MHz]	Detector	Ant. Pol. [H/V]	Antenna Height [cm]	Turntable Azimuth [degree]	Analyzer Level [dBm]	AFCL [dB/m]	Field Strength [dBμV/m]	Limit [dBμV/m]	Margin [dB]
4874.00	Avg	H	-	-	-81.18	7.75	33.57	53.98	-20.40
4874.00	Peak	H	-	-	-69.83	7.75	44.92	73.98	-29.05
7311.00	Avg	H	-	-	-82.44	10.84	35.40	53.98	-18.58
7311.00	Peak	H	-	-	-71.50	10.84	46.34	73.98	-27.64
12185.00	Avg	H	-	-	-84.20	16.90	39.70	53.98	-14.28
12185.00	Peak	H	-	-	-72.46	16.90	51.44	73.98	-22.54

Table 7-52. Radiated Measurements Antenna 4a

FCC ID: BCGA2301 IC: 579C-A2301	 PCTEST Proud to be part of 	MEASUREMENT REPORT (CERTIFICATION)	Approved by: Quality Manager
Test Report S/N: 1C2101020002-09.BCG	Test Dates: 12/15/2020-3/6/2021	EUT Type: Tablet Device	Page 234 of 345



Plot 7-360. Radiated Spurious Emissions above 1GHz Antenna 4a (802.11ax (SU) – Ch. 11)

Mode: 802.11ax (SU)
Data Rate: MCS0
Distance of Measurements: 3 Meters
Operating Frequency: 2462MHz
Channel: 11

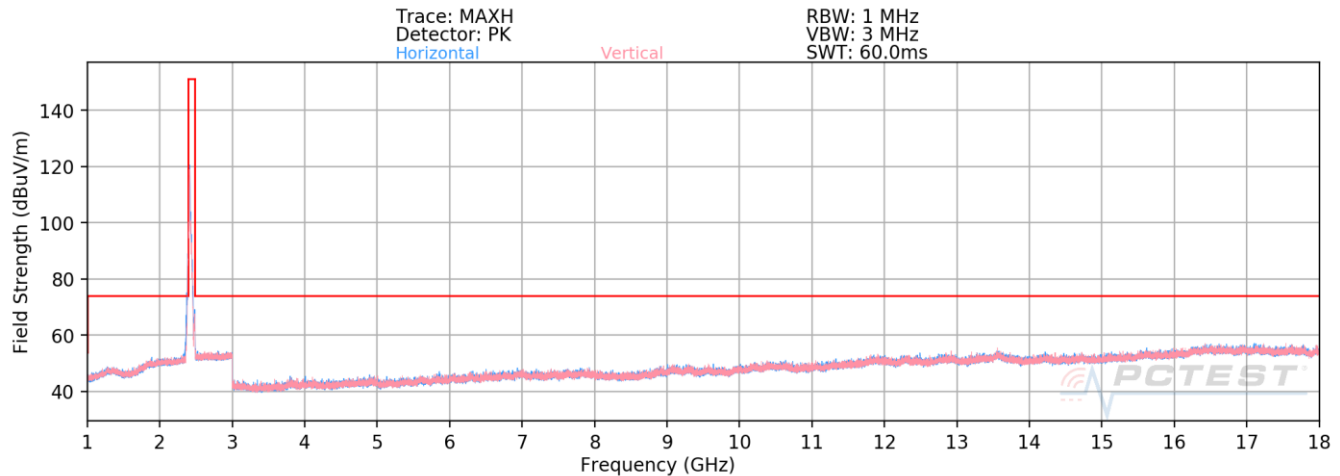
Frequency [MHz]	Detector	Ant. Pol. [H/V]	Antenna Height [cm]	Turntable Azimuth [degree]	Analyzer Level [dBm]	AFCL [dB/m]	Field Strength [dBuV/m]	Limit [dBuV/m]	Margin [dB]
4924.00	Avg	H	-	-	-81.62	8.53	33.91	53.98	-20.07
4924.00	Peak	H	-	-	-70.23	8.53	45.30	73.98	-28.68
7386.00	Avg	H	-	-	-82.67	11.73	36.06	53.98	-17.92
7386.00	Peak	H	-	-	-71.88	11.73	46.85	73.98	-27.13
12310.00	Avg	H	-	-	-84.20	17.62	40.42	53.98	-13.56
12310.00	Peak	H	-	-	-72.35	17.62	52.27	73.98	-21.71

Table 7-53. Radiated Measurements Antenna 4a

FCC ID: BCGA2301 IC: 579C-A2301	PCTEST Proud to be part of element	MEASUREMENT REPORT (CERTIFICATION)	Approved by: Quality Manager
Test Report S/N: 1C2101020002-09.BCG	Test Dates: 12/15/2020-3/6/2021	EUT Type: Tablet Device	Page 235 of 345

7.7.2 Antenna 2a Radiated Spurious Emission Measurements

§15.247(d) §15.205 & §15.209; RSS-Gen [8.9]



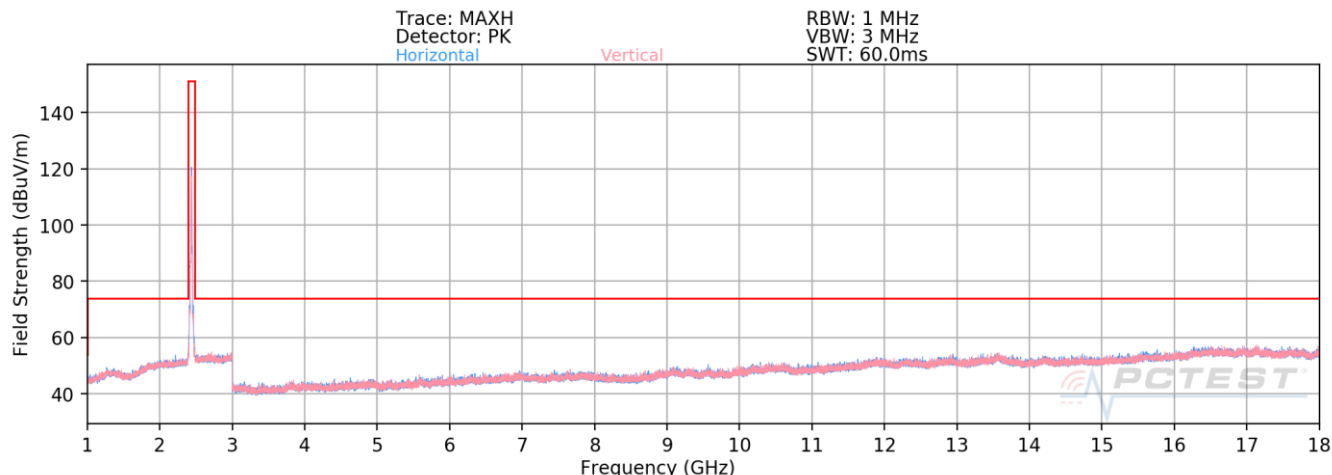
Plot 7-361. Radiated Spurious Emissions above 1GHz Antenna 2a (802.11b – Ch. 1)

Mode: 802.11b
Data Rate: 11Mbps
Distance of Measurements: 3 Meters
Operating Frequency: 2412MHz
Channel: 01

Frequency [MHz]	Detector	Ant. Pol. [H/V]	Antenna Height [cm]	Turntable Azimuth [degree]	Analyzer Level [dBm]	AFCL [dB/m]	Field Strength [dBuV/m]	Limit [dBuV/m]	Margin [dB]
4824.00	Avg	H	117	335	-77.39	7.54	37.15	53.98	-16.83
4824.00	Peak	H	117	335	-67.07	7.54	47.47	73.98	-26.51
12060.00	Avg	H	-	-	-83.29	17.07	40.78	53.98	-13.20
12060.00	Peak	H	-	-	-71.76	17.07	52.31	73.98	-21.67

Table 7-54. Radiated Measurements Antenna 2a

FCC ID: BCGA2301 IC: 579C-A2301	PCTEST Proud to be part of element	MEASUREMENT REPORT (CERTIFICATION)	Approved by: Quality Manager
Test Report S/N: 1C2101020002-09.BCG	Test Dates: 12/15/2020-3/6/2021	EUT Type: Tablet Device	Page 236 of 345



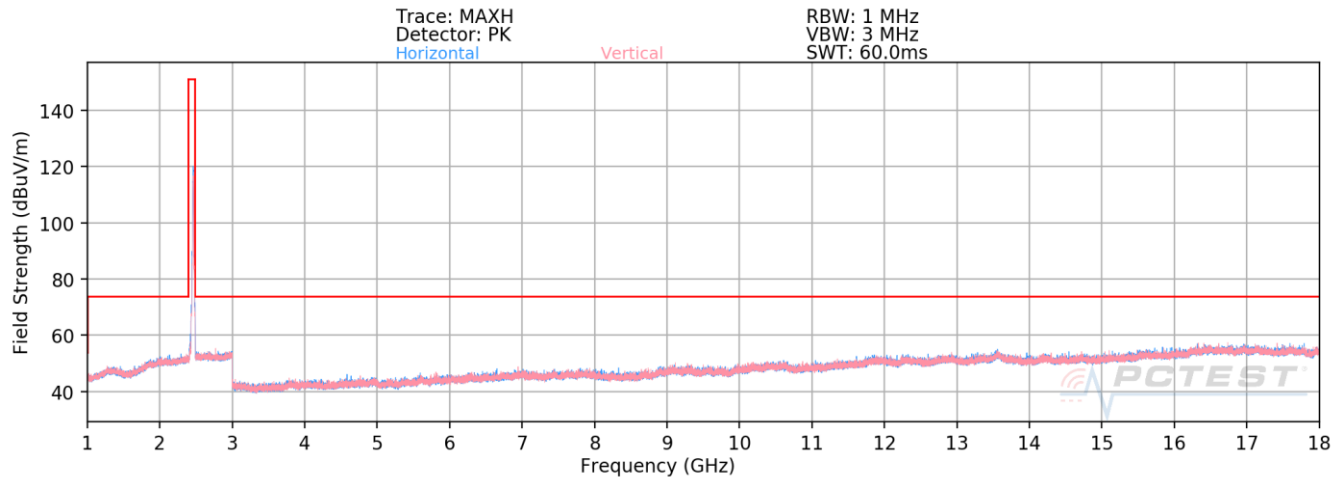
Plot 7-362. Radiated Spurious Emissions above 1GHz Antenna 2a (802.11b – Ch. 6)

Mode: 802.11b
Data Rate: 11Mbps
Distance of Measurements: 3 Meters
Operating Frequency: 2437MHz
Channel: 06

Frequency [MHz]	Detector	Ant. Pol. [H/V]	Antenna Height [cm]	Turntable Azimuth [degree]	Analyzer Level [dBm]	AFCL [dB/m]	Field Strength [dBμV/m]	Limit [dBμV/m]	Margin [dB]
4874.00	Avg	V	179	348	-81.00	7.75	33.75	53.98	-20.22
4874.00	Peak	V	179	348	-69.49	7.75	45.26	73.98	-28.71
7311.00	Avg	V	-	-	-82.59	10.84	35.25	53.98	-18.73
7311.00	Peak	V	-	-	-70.87	10.84	46.97	73.98	-27.01
12185.00	Avg	V	-	-	-84.03	16.90	39.87	53.98	-14.11
12185.00	Peak	V	-	-	-72.59	16.90	51.31	73.98	-22.67

Table 7-55. Radiated Measurements Antenna 2a

FCC ID: BCGA2301 IC: 579C-A2301	PCTEST Proud to be part of element	MEASUREMENT REPORT (CERTIFICATION)	Approved by: Quality Manager
Test Report S/N: 1C2101020002-09.BCG	Test Dates: 12/15/2020-3/6/2021	EUT Type: Tablet Device	Page 237 of 345



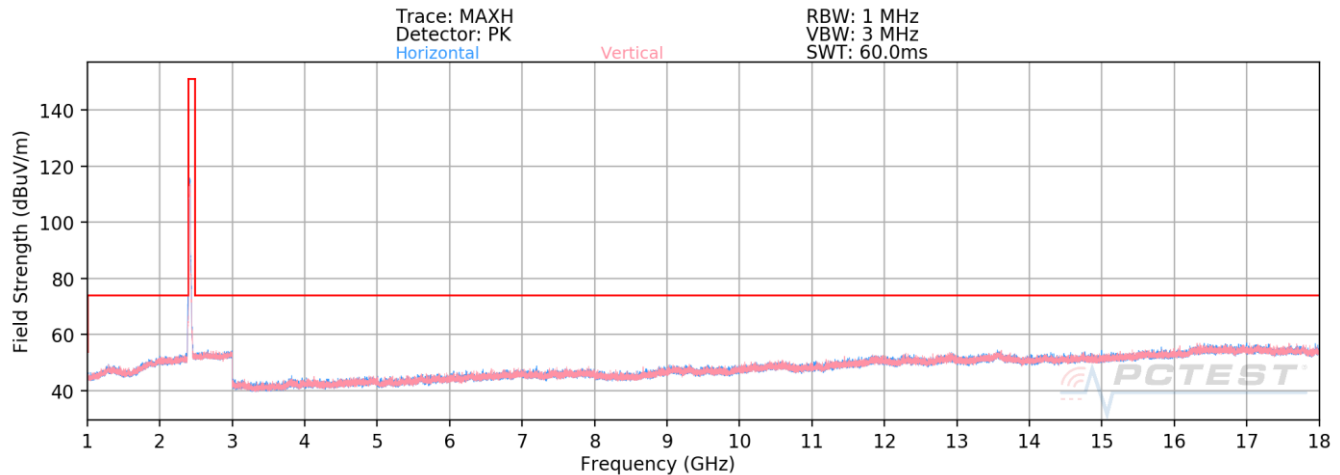
Plot 7-363. Radiated Spurious Emissions above 1GHz Antenna 2a (802.11b – Ch. 11)

Mode: 802.11b
Data Rate: 11Mbps
Distance of Measurements: 3 Meters
Operating Frequency: 2462MHz
Channel: 11

Frequency [MHz]	Detector	Ant. Pol. [H/V]	Antenna Height [cm]	Turntable Azimuth [degree]	Analyzer Level [dBm]	AFCL [dB/m]	Field Strength [dBuV/m]	Limit [dBuV/m]	Margin [dB]
4924.00	Avg	H	109	332	-80.29	8.53	35.24	53.98	-18.74
4924.00	Peak	H	109	332	-68.37	8.53	47.16	73.98	-26.82
7386.00	Avg	H	-	-	-82.88	11.73	35.85	53.98	-18.13
7386.00	Peak	H	-	-	-71.32	11.73	47.41	73.98	-26.57
12310.00	Avg	H	-	-	-83.69	17.62	40.93	53.98	-13.05
12310.00	Peak	H	-	-	-72.66	17.62	51.96	73.98	-22.02

Table 7-56. Radiated Measurements Antenna 2a

FCC ID: BCGA2301 IC: 579C-A2301	 PCTEST Proud to be part of 	MEASUREMENT REPORT (CERTIFICATION)	Approved by: Quality Manager
Test Report S/N: 1C2101020002-09.BCG	Test Dates: 12/15/2020-3/6/2021	EUT Type: Tablet Device	Page 238 of 345



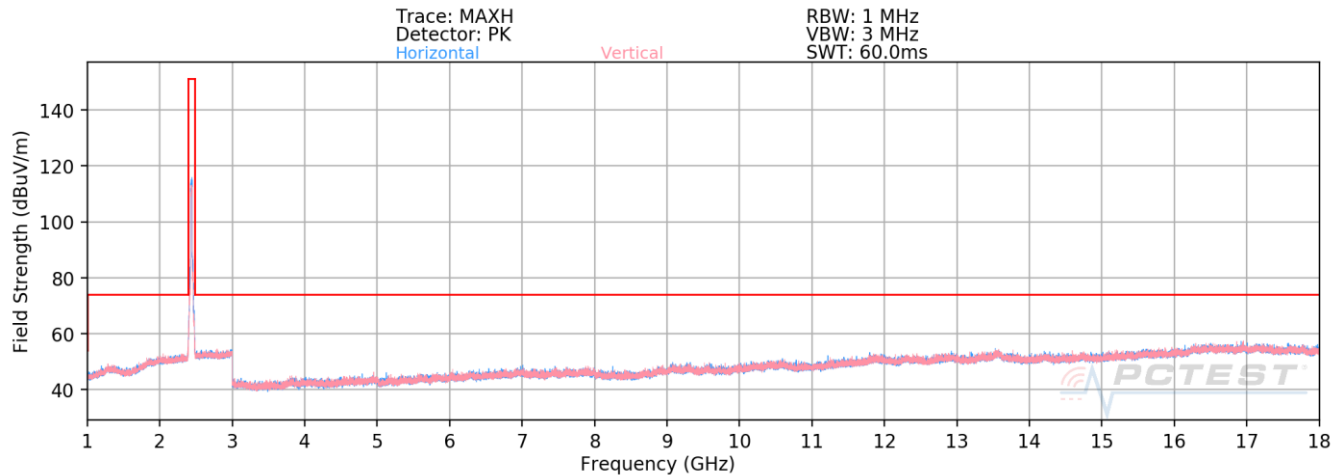
Plot 7-364. Radiated Spurious Emissions above 1GHz Antenna 2a (802.11ax (SU) – Ch. 1)

Mode: 802.11ax (SU)
Data Rate: MCS0
Distance of Measurements: 3 Meters
Operating Frequency: 2412MHz
Channel: 01

Frequency [MHz]	Detector	Ant. Pol. [H/V]	Antenna Height [cm]	Turntable Azimuth [degree]	Analyzer Level [dBm]	AFCL [dB/m]	Field Strength [dBμV/m]	Limit [dBμV/m]	Margin [dB]
4824.00	Avg	V	-	-	-80.25	7.54	34.29	53.98	-19.69
4824.00	Peak	V	-	-	-68.47	7.54	46.07	73.98	-27.91
12060.00	Avg	V	-	-	-83.77	17.07	40.30	53.98	-13.68
12060.00	Peak	V	-	-	-71.85	17.07	52.22	73.98	-21.76

Table 7-57. Radiated Measurements Antenna 2a

FCC ID: BCGA2301 IC: 579C-A2301	 PCTEST Proud to be part of 	MEASUREMENT REPORT (CERTIFICATION)	Approved by: Quality Manager
Test Report S/N: 1C2101020002-09.BCG	Test Dates: 12/15/2020-3/6/2021	EUT Type: Tablet Device	Page 239 of 345



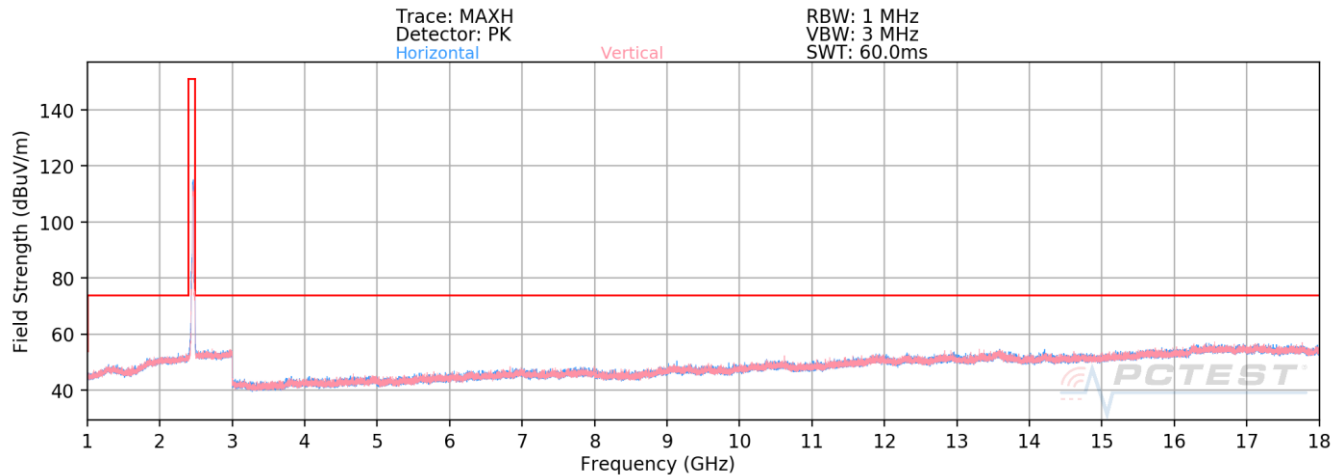
Plot 7-365. Radiated Spurious Emissions above 1GHz Antenna 2a (802.11ax (SU) – Ch. 6)

Mode: 802.11ax (SU)
Data Rate: MCS0
Distance of Measurements: 3 Meters
Operating Frequency: 2437MHz
Channel: 06

Frequency [MHz]	Detector	Ant. Pol. [H/V]	Antenna Height [cm]	Turntable Azimuth [degree]	Analyzer Level [dBm]	AFCL [dB/m]	Field Strength [dBμV/m]	Limit [dBμV/m]	Margin [dB]
4874.00	Avg	V	-	-	-81.08	7.75	33.67	53.98	-20.30
4874.00	Peak	V	-	-	-69.98	7.75	44.77	73.98	-29.20
7311.00	Avg	V	-	-	-81.12	10.84	36.72	53.98	-17.26
7311.00	Peak	V	-	-	-70.95	10.84	46.89	73.98	-27.09
12185.00	Avg	V	-	-	-83.52	16.90	40.38	53.98	-13.60
12185.00	Peak	V	-	-	-72.43	16.90	51.47	73.98	-22.51

Table 7-58. Radiated Measurements Antenna 2a

FCC ID: BCGA2301 IC: 579C-A2301	PCTEST Proud to be part of element	MEASUREMENT REPORT (CERTIFICATION)	Approved by: Quality Manager
Test Report S/N: 1C2101020002-09.BCG	Test Dates: 12/15/2020-3/6/2021	EUT Type: Tablet Device	Page 240 of 345



Plot 7-366. Radiated Spurious Emissions above 1GHz Antenna 2a (802.11ax (SU) – Ch. 11)

Mode: 802.11ax (SU)
Data Rate: MCS0
Distance of Measurements: 3 Meters
Operating Frequency: 2462MHz
Channel: 11

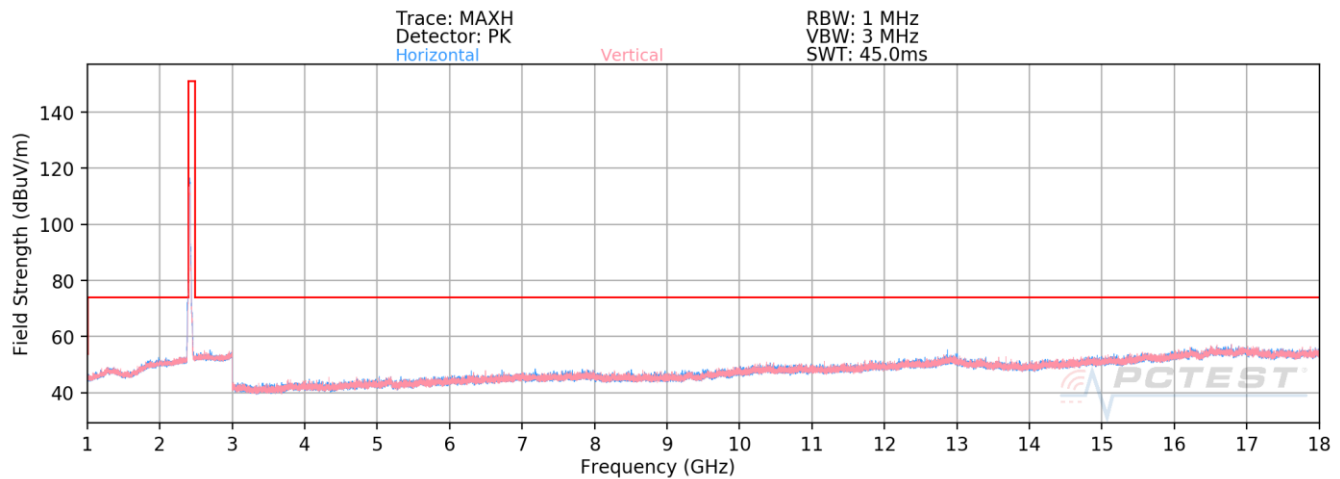
Frequency [MHz]	Detector	Ant. Pol. [H/V]	Antenna Height [cm]	Turntable Azimuth [degree]	Analyzer Level [dBm]	AFCL [dB/m]	Field Strength [dBuV/m]	Limit [dBuV/m]	Margin [dB]
4924.00	Avg	V	-	-	-81.51	8.53	34.02	53.98	-19.96
4924.00	Peak	V	-	-	-70.16	8.53	45.37	73.98	-28.61
7386.00	Avg	V	-	-	-82.66	11.73	36.07	53.98	-17.91
7386.00	Peak	V	-	-	-70.40	11.73	48.33	73.98	-25.65
12310.00	Avg	V	-	-	-83.64	17.62	40.98	53.98	-13.00
12310.00	Peak	V	-	-	-72.17	17.62	52.45	73.98	-21.53

Table 7-59. Radiated Measurements Antenna 2a

FCC ID: BCGA2301 IC: 579C-A2301	PCTEST Proud to be part of element	MEASUREMENT REPORT (CERTIFICATION)	Approved by: Quality Manager
Test Report S/N: 1C2101020002-09.BCG	Test Dates: 12/15/2020-3/6/2021	EUT Type: Tablet Device	Page 241 of 345

7.7.3 CDD Radiated Spurious Emission Measurements

§15.247(d) §15.205 & §15.209; RSS-Gen [8.9]



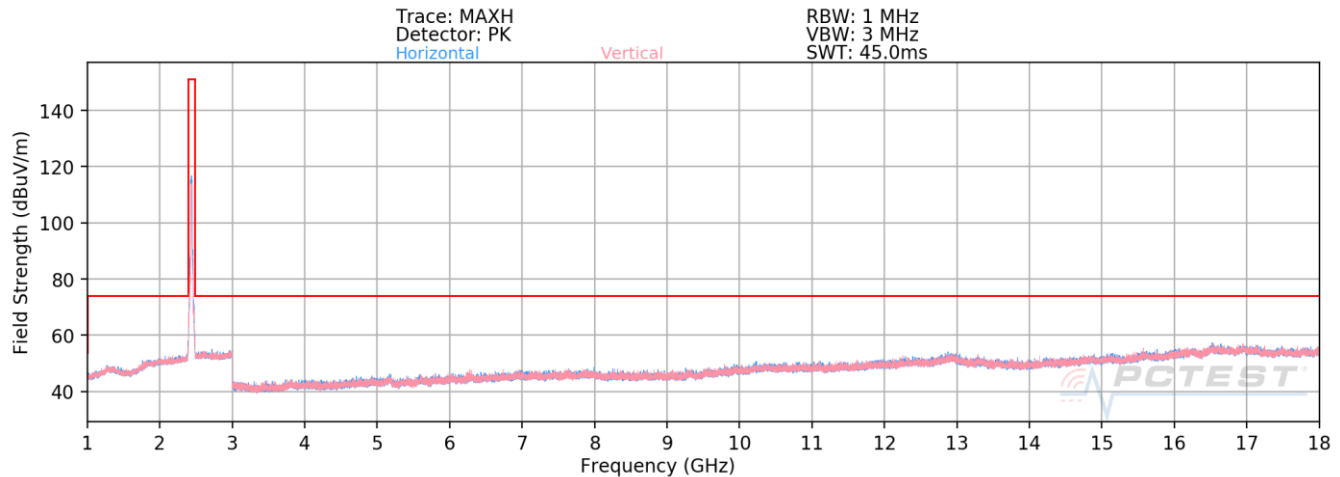
Plot 7-367. Radiated Spurious Emissions above 1GHz CDD (802.11n – Ch. 1)

Mode: 802.11n
Data Rate: MCS8
Distance of Measurements: 3 Meters
Operating Frequency: 2412MHz
Channel: 01

Frequency [MHz]	Detector	Ant. Pol. [H/V]	Antenna Height [cm]	Turntable Azimuth [degree]	Analyzer Level [dBm]	AFCL [dB/m]	Field Strength [dBμV/m]	Limit [dBμV/m]	Margin [dB]
4824.00	Avg	H	-	-	-80.92	7.54	33.62	53.98	-20.36
4824.00	Peak	H	-	-	-69.04	7.54	45.50	73.98	-28.48
12060.00	Avg	H	-	-	-83.31	17.07	40.76	53.98	-13.22
12060.00	Peak	H	-	-	-72.41	17.07	51.66	73.98	-22.32

Table 7-60. Radiated Measurements CDD

FCC ID: BCGA2301 IC: 579C-A2301	PCTEST Proud to be part of element	MEASUREMENT REPORT (CERTIFICATION)	Approved by: Quality Manager
Test Report S/N: 1C2101020002-09.BCG	Test Dates: 12/15/2020-3/6/2021	EUT Type: Tablet Device	Page 242 of 345



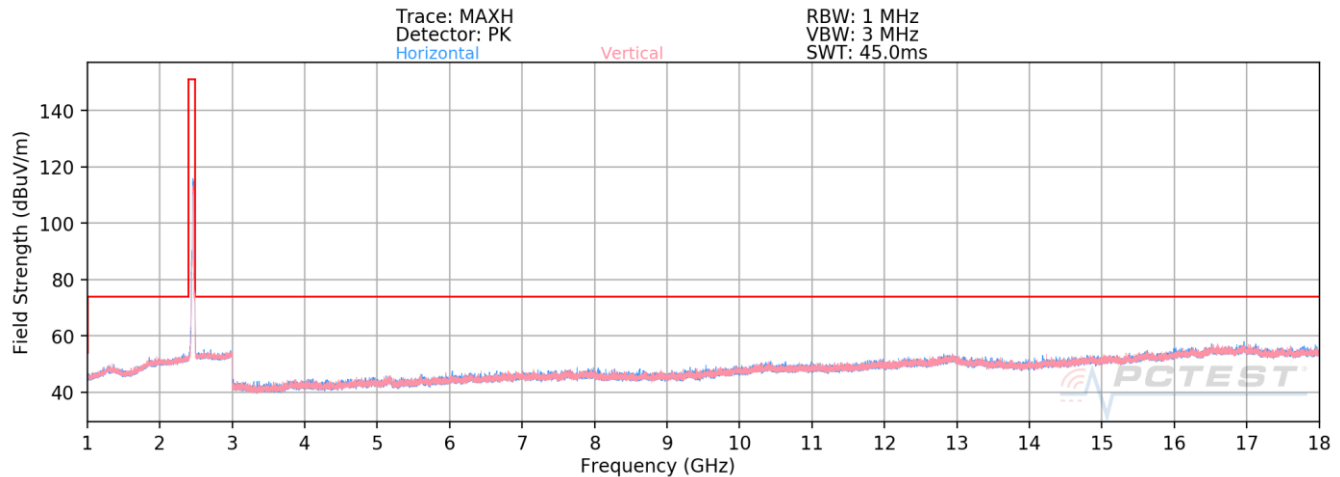
Plot 7-368. Radiated Spurious Emissions above 1GHz CDD (802.11n – Ch. 6)

Mode: 802.11n
Data Rate: MCS8
Distance of Measurements: 3 Meters
Operating Frequency: 2437MHz
Channel: 06

Frequency [MHz]	Detector	Ant. Pol. [H/V]	Antenna Height [cm]	Turntable Azimuth [degree]	Analyzer Level [dBm]	AFCL [dB/m]	Field Strength [dBμV/m]	Limit [dBμV/m]	Margin [dB]
4874.00	Avg	H	-	-	-80.91	7.75	33.84	53.98	-20.13
4874.00	Peak	H	-	-	-69.41	7.75	45.34	73.98	-28.63
7311.00	Avg	H	-	-	-82.27	10.84	35.57	53.98	-18.41
7311.00	Peak	H	-	-	-70.03	10.84	47.81	73.98	-26.17
12185.00	Avg	H	-	-	-83.61	16.90	40.29	53.98	-13.69
12185.00	Peak	H	-	-	-72.08	16.90	51.82	73.98	-22.16

Table 7-61. Radiated Measurements CDD

FCC ID: BCGA2301 IC: 579C-A2301	PCTEST Proud to be part of element	MEASUREMENT REPORT (CERTIFICATION)	Approved by: Quality Manager
Test Report S/N: 1C2101020002-09.BCG	Test Dates: 12/15/2020-3/6/2021	EUT Type: Tablet Device	Page 243 of 345



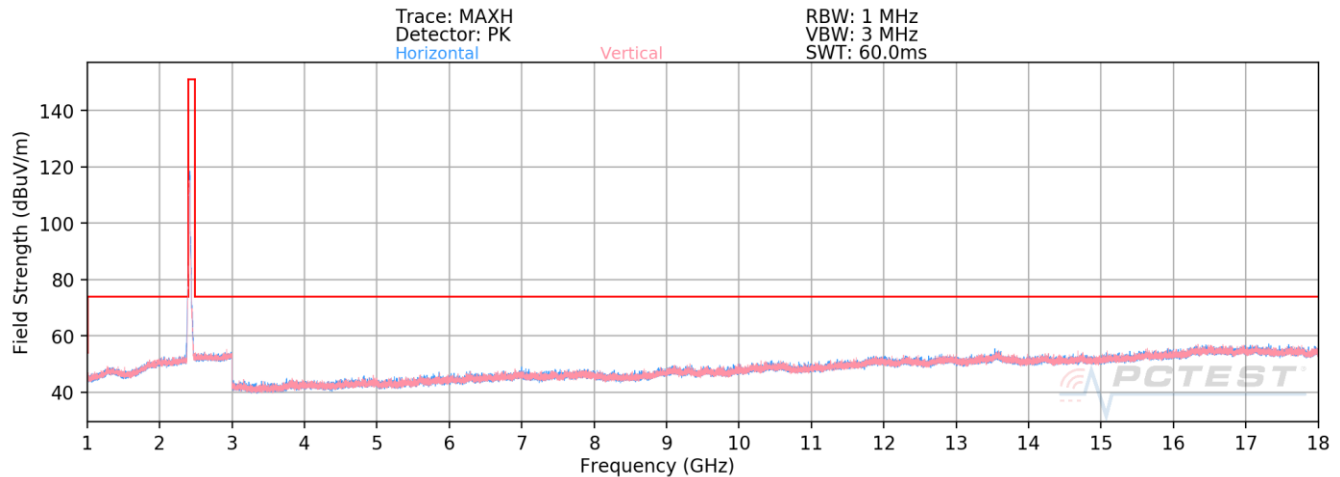
Plot 7-369. Radiated Spurious Emissions above 1GHz CDD (802.11n – Ch. 11)

Mode: 802.11n
Data Rate: MCS8
Distance of Measurements: 3 Meters
Operating Frequency: 2462MHz
Channel: 11

Frequency [MHz]	Detector	Ant. Pol. [H/V]	Antenna Height [cm]	Turntable Azimuth [degree]	Analyzer Level [dBm]	AFCL [dB/m]	Field Strength [dBμV/m]	Limit [dBμV/m]	Margin [dB]
4924.00	Avg	H	-	-	-81.44	8.53	34.09	53.98	-19.89
4924.00	Peak	H	-	-	-69.53	8.53	46.00	73.98	-27.98
7386.00	Avg	H	-	-	-82.37	11.73	36.36	53.98	-17.62
7386.00	Peak	H	-	-	-70.48	11.73	48.25	73.98	-25.73
12310.00	Avg	H	-	-	-84.06	17.62	40.56	53.98	-13.42
12310.00	Peak	H	-	-	-71.90	17.62	52.72	73.98	-21.26

Table 7-62. Radiated Measurements CDD

FCC ID: BCGA2301 IC: 579C-A2301	PCTEST Proud to be part of element	MEASUREMENT REPORT (CERTIFICATION)	Approved by: Quality Manager
Test Report S/N: 1C2101020002-09.BCG	Test Dates: 12/15/2020-3/6/2021	EUT Type: Tablet Device	Page 244 of 345



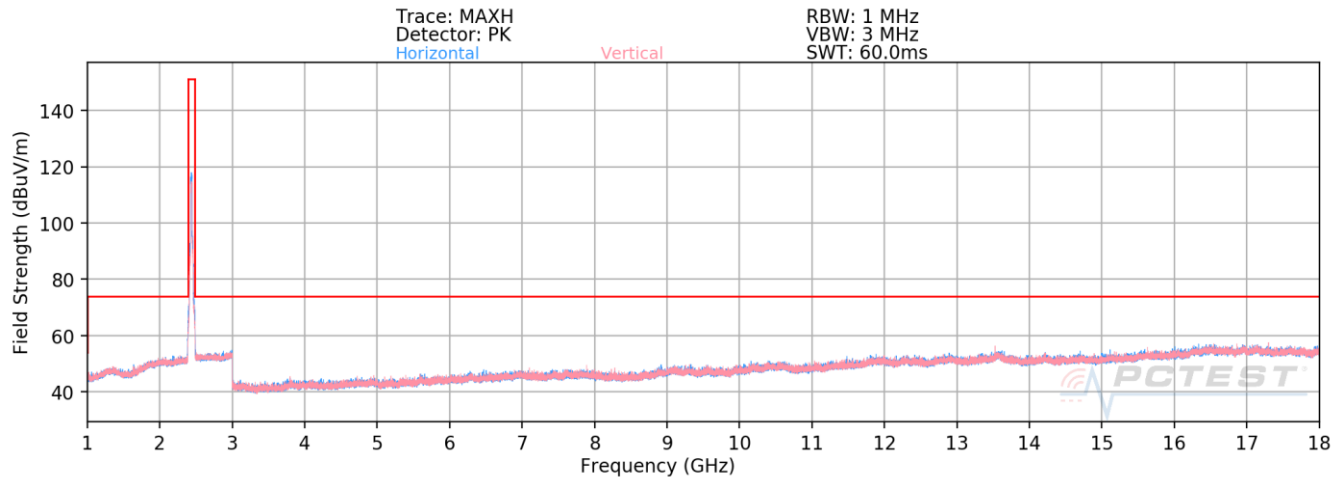
Plot 7-370. Radiated Spurious Emissions above 1GHz CDD (802.11ax (SU) – Ch. 1)

Mode: 802.11ax (SU)
Data Rate: MCS0
Distance of Measurements: 3 Meters
Operating Frequency: 2412MHz
Channel: 01

Frequency [MHz]	Detector	Ant. Pol. [H/V]	Antenna Height [cm]	Turntable Azimuth [degree]	Analyzer Level [dBm]	AFCL [dB/m]	Field Strength [dBμV/m]	Limit [dBμV/m]	Margin [dB]
4824.00	Avg	V	-	-	-80.25	7.54	34.29	53.98	-19.69
4824.00	Peak	V	-	-	-68.47	7.54	46.07	73.98	-27.91
12060.00	Avg	V	-	-	-83.77	17.07	40.30	53.98	-13.68
12060.00	Peak	V	-	-	-71.85	17.07	52.22	73.98	-21.76

Table 7-63. Radiated Measurements CDD

FCC ID: BCGA2301 IC: 579C-A2301	PCTEST Proud to be part of element	MEASUREMENT REPORT (CERTIFICATION)	Approved by: Quality Manager
Test Report S/N: 1C2101020002-09.BCG	Test Dates: 12/15/2020-3/6/2021	EUT Type: Tablet Device	Page 245 of 345



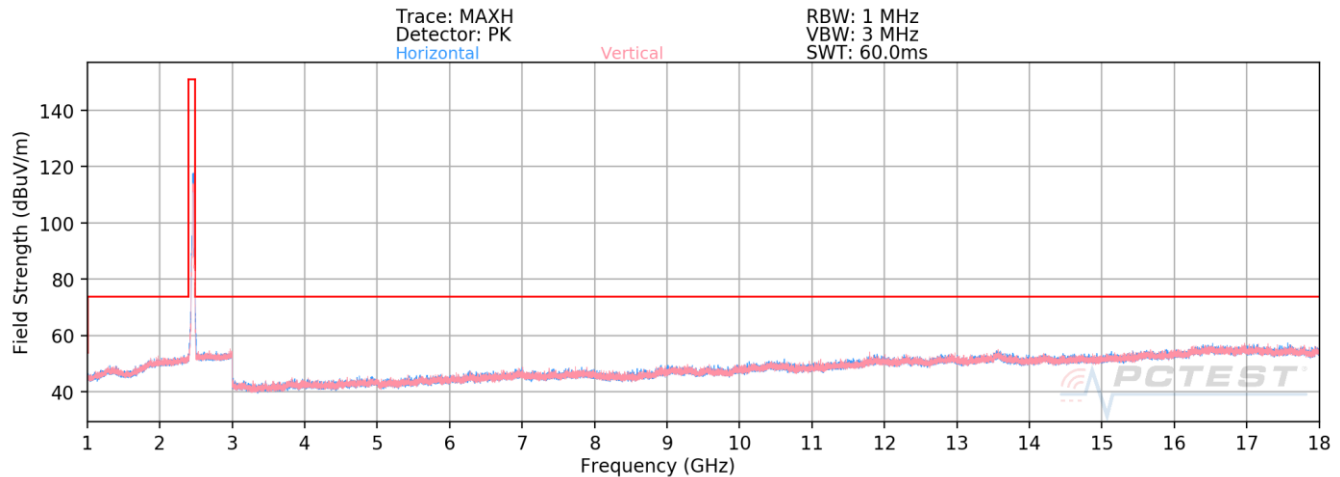
Plot 7-371. Radiated Spurious Emissions above 1GHz CDD (802.11ax (SU) – Ch. 6)

Mode: 802.11ax (SU)
Data Rate: MCS0
Distance of Measurements: 3 Meters
Operating Frequency: 2437MHz
Channel: 06

Frequency [MHz]	Detector	Ant. Pol. [H/V]	Antenna Height [cm]	Turntable Azimuth [degree]	Analyzer Level [dBm]	AFCL [dB/m]	Field Strength [dBμV/m]	Limit [dBμV/m]	Margin [dB]
4874.00	Avg	V	-	-	-81.08	7.75	33.67	53.98	-20.30
4874.00	Peak	V	-	-	-69.98	7.75	44.77	73.98	-29.20
7311.00	Avg	V	-	-	-81.12	10.84	36.72	53.98	-17.26
7311.00	Peak	V	-	-	-70.95	10.84	46.89	73.98	-27.09
12185.00	Avg	V	-	-	-83.52	16.90	40.38	53.98	-13.60
12185.00	Peak	V	-	-	-72.43	16.90	51.47	73.98	-22.51

Table 7-64. Radiated Measurements CDD

FCC ID: BCGA2301 IC: 579C-A2301	PCTEST Proud to be part of element	MEASUREMENT REPORT (CERTIFICATION)	Approved by: Quality Manager
Test Report S/N: 1C2101020002-09.BCG	Test Dates: 12/15/2020-3/6/2021	EUT Type: Tablet Device	Page 246 of 345



Plot 7-372. Radiated Spurious Emissions above 1GHz CDD (802.11ax (SU) – Ch. 11)

Mode: 802.11ax (SU)
Data Rate: MCS0
Distance of Measurements: 3 Meters
Operating Frequency: 2462MHz
Channel: 11

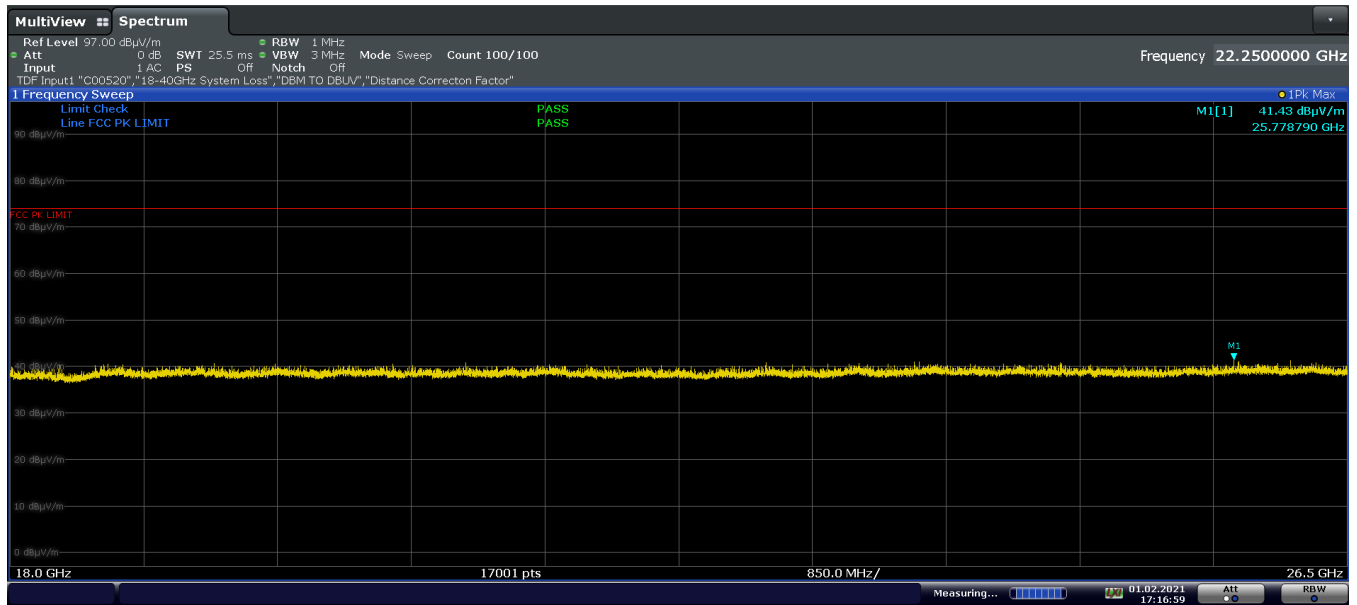
Frequency [MHz]	Detector	Ant. Pol. [H/V]	Antenna Height [cm]	Turntable Azimuth [degree]	Analyzer Level [dBm]	AFCL [dB/m]	Field Strength [dBμV/m]	Limit [dBμV/m]	Margin [dB]
4924.00	Avg	V	-	-	-81.51	8.53	34.02	53.98	-19.96
4924.00	Peak	V	-	-	-70.16	8.53	45.37	73.98	-28.61
7386.00	Avg	V	-	-	-82.66	11.73	36.07	53.98	-17.91
7386.00	Peak	V	-	-	-70.40	11.73	48.33	73.98	-25.65
12310.00	Avg	V	-	-	-83.64	17.62	40.98	53.98	-13.00
12310.00	Peak	V	-	-	-72.17	17.62	52.45	73.98	-21.53

Table 7-65. Radiated Measurements CDD

FCC ID: BCGA2301 IC: 579C-A2301	PCTEST Proud to be part of element	MEASUREMENT REPORT (CERTIFICATION)	Approved by: Quality Manager
Test Report S/N: 1C2101020002-09.BCG	Test Dates: 12/15/2020-3/6/2021	EUT Type: Tablet Device	Page 247 of 345

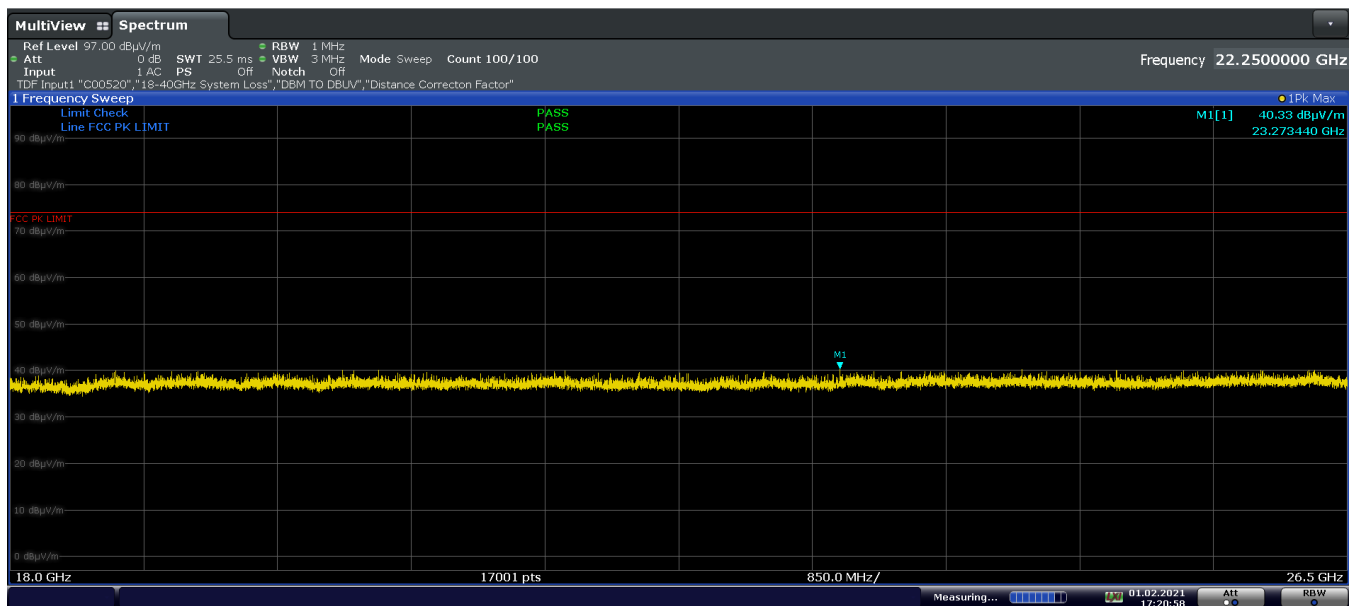
CDD Radiated Spurious Emission Measurements (Above 18GHz)

\$15.247(d) §15.205 & §15.209; RSS-Gen [8.9]



17:17:00 01.02.2021

Plot 7-373. Radiated Spurious Emissions above 18GHz CDD (802.11n – Ch.6, Pol H)



17:20:58 01.02.2021

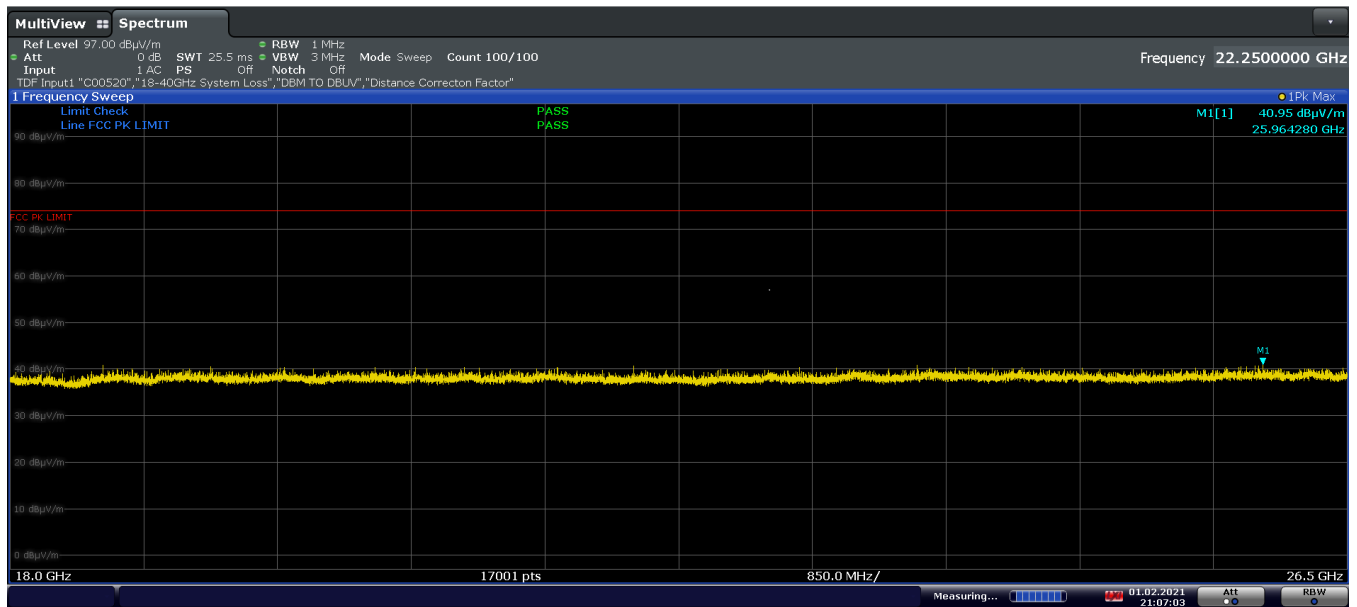
Plot 7-374. Radiated Spurious Emissions above 18GHz CDD (802.11n – Ch.6, Pol V)

FCC ID: BCGA2301 IC: 579C-A2301	PCTEST Proud to be part of element	MEASUREMENT REPORT (CERTIFICATION)	Approved by: Quality Manager
Test Report S/N: 1C2101020002-09.BCG	Test Dates: 12/15/2020-3/6/2021	EUT Type: Tablet Device	Page 248 of 345

© 2021 PCTEST

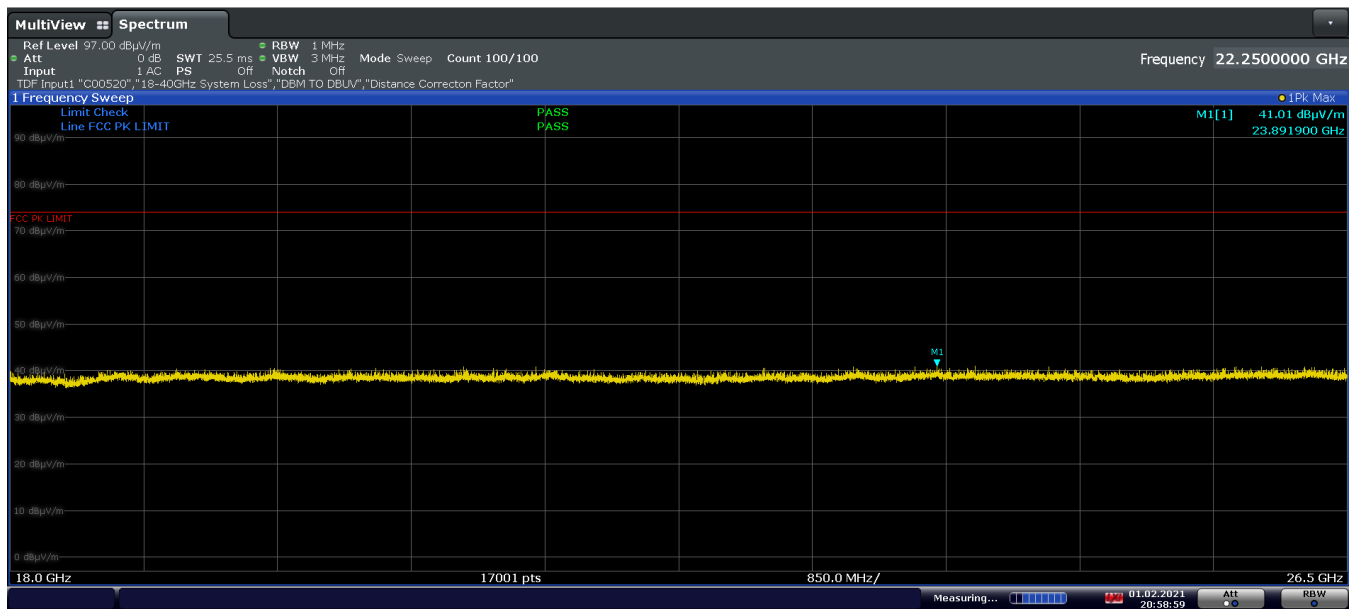
V 10.3 11/16/2020

All rights reserved. Unless otherwise specified, no part of this report may be reproduced or utilized in any part, form or by any means, electronic or mechanical, including photocopying and microfilm, without permission in writing from PCTEST. If you have any questions about this international copyright or have an enquiry about obtaining additional rights to this report or assembly of contents thereof, please contact INFO@PCTEST.COM.



21:07:03 01.02.2021

Plot 7-375. Radiated Spurious Emissions above 18GHz CDD (802.11ax (SU) – Ch.6, Pol H)



20:59:00 01.02.2021

Plot 7-376. Radiated Spurious Emissions above 18GHz CDD (802.11ax (SU) – Ch.6, Pol V)

FCC ID: BCGA2301 IC: 579C-A2301	PCTEST Proud to be part of element	MEASUREMENT REPORT (CERTIFICATION)	Approved by: Quality Manager
Test Report S/N: 1C2101020002-09.BCG	Test Dates: 12/15/2020-3/6/2021	EUT Type: Tablet Device	Page 249 of 345

© 2021 PCTEST

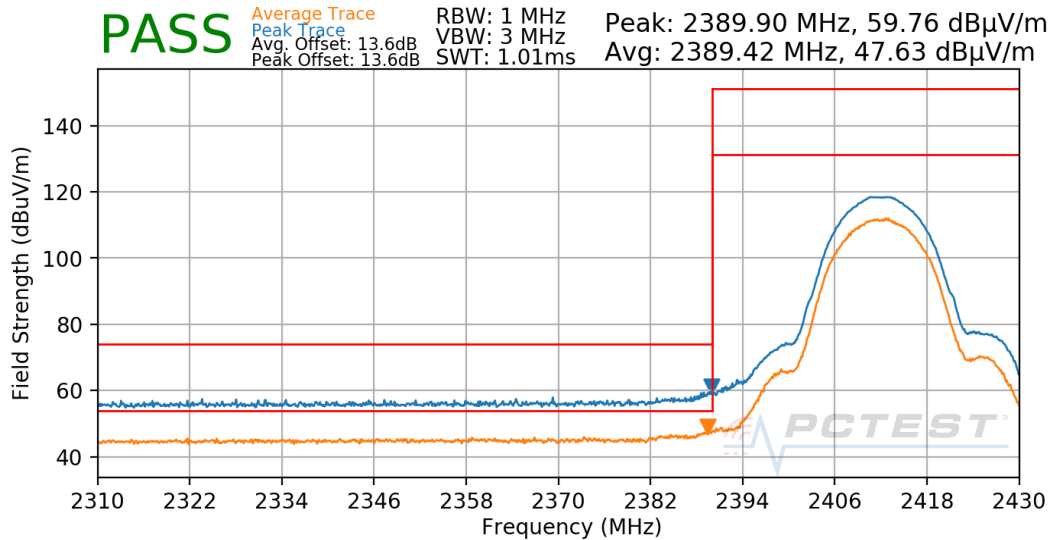
V 10.3 11/16/2020

All rights reserved. Unless otherwise specified, no part of this report may be reproduced or utilized in any part, form or by any means, electronic or mechanical, including photocopying and microfilm, without permission in writing from PCTEST. If you have any questions about this international copyright or have an enquiry about obtaining additional rights to this report or assembly of contents thereof, please contact INFO@PCTEST.COM.

7.7.4 Antenna 4a Radiated Restricted Band Edge Measurements

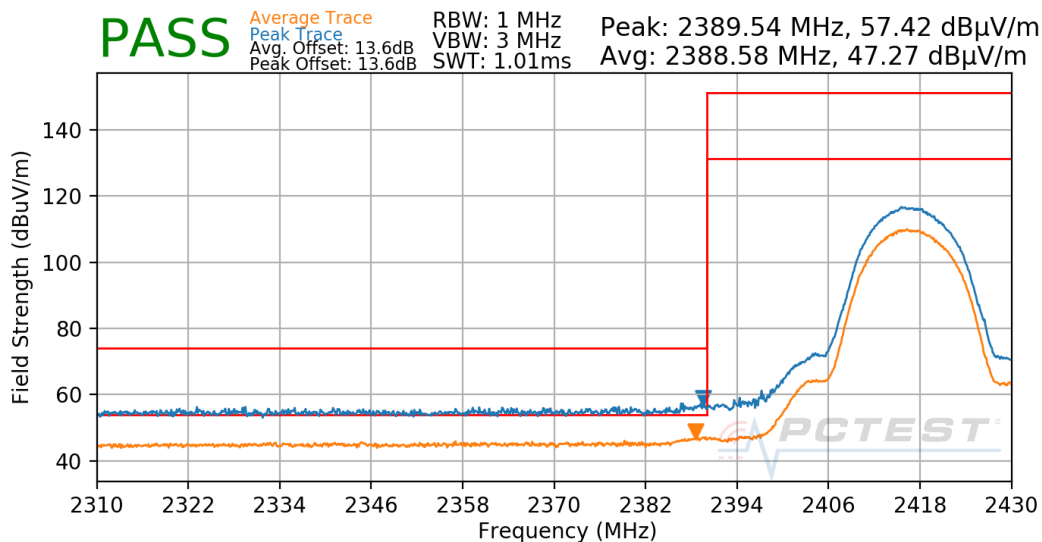
§15.205 §15.209; RSS-Gen [8.9]

Mode: 802.11b
Data Rate: 11Mbps
Distance of Measurements: 3 Meters
Operating Frequency: 2412MHz
Channel: 1



Plot 7-377. Radiated Restricted Lower Band Edge Measurement Antenna 4a

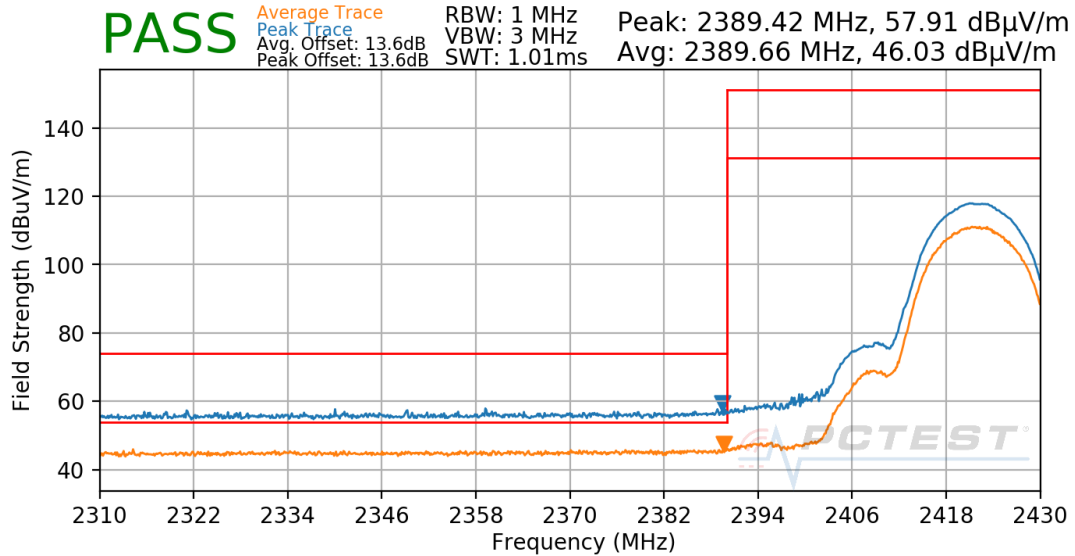
Mode: 802.11b
Data Rate: 11Mbps
Distance of Measurements: 3 Meters
Operating Frequency: 2417MHz
Channel: 2



Plot 7-378. Radiated Restricted Lower Band Edge Measurement Antenna 4a

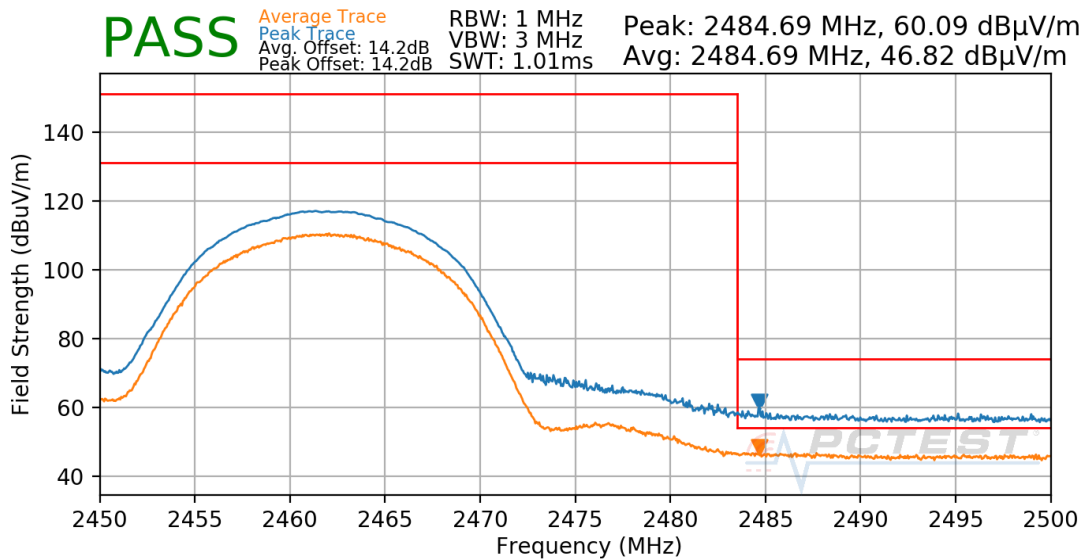
FCC ID: BCGA2301 IC: 579C-A2301	PCTEST Proud to be part of element	MEASUREMENT REPORT (CERTIFICATION)	Approved by: Quality Manager
Test Report S/N: 1C2101020002-09.BCG	Test Dates: 12/15/2020-3/6/2021	EUT Type: Tablet Device	Page 250 of 345

Mode: 802.11b
Data Rate: 11Mbps
Distance of Measurements: 3 Meters
Operating Frequency: 2422MHz
Channel: 3



Plot 7-379. Radiated Restricted Lower Band Edge Measurement Antenna 4a

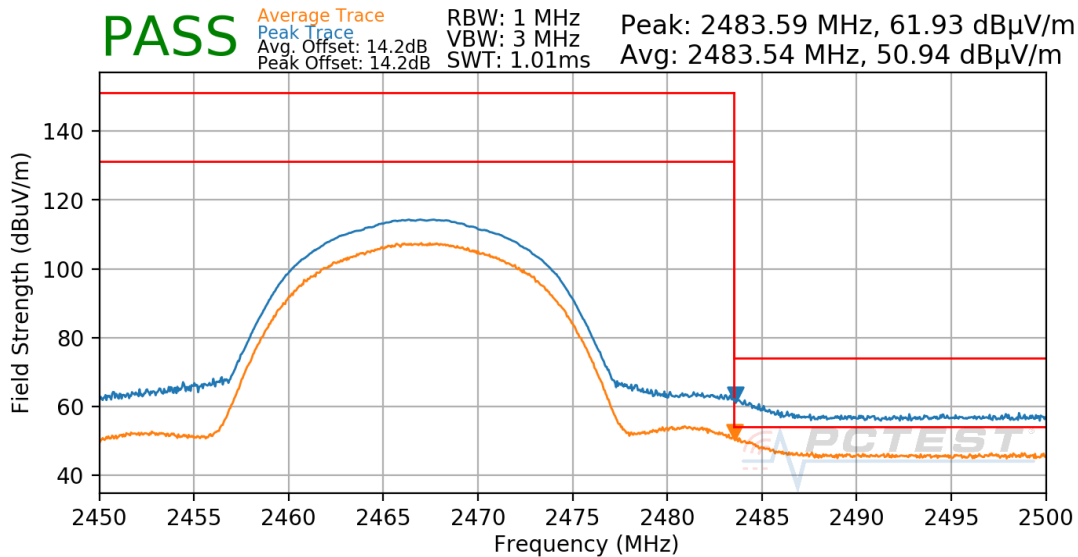
Mode: 802.11b
Data Rate: 11Mbps
Distance of Measurements: 3 Meters
Operating Frequency: 2462MHz
Channel: 11



Plot 7-380. Radiated Restricted Upper Band Edge Measurement Antenna 4a

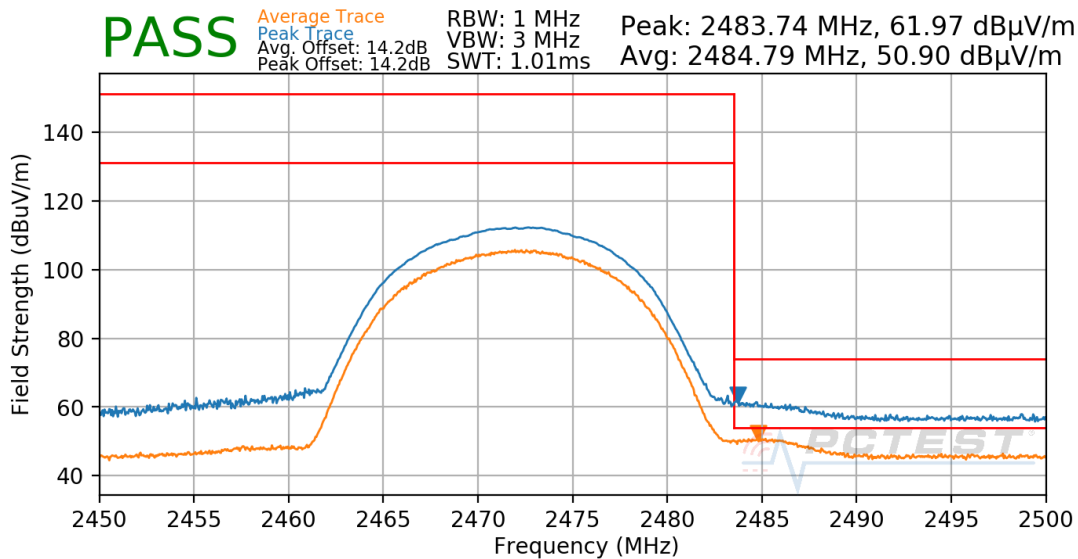
FCC ID: BCGA2301 IC: 579C-A2301	PCTEST Proud to be part of element	MEASUREMENT REPORT (CERTIFICATION)	Approved by: Quality Manager
Test Report S/N: 1C2101020002-09.BCG	Test Dates: 12/15/2020-3/6/2021	EUT Type: Tablet Device	Page 251 of 345

Mode: 802.11b
Data Rate: 11Mbps
Distance of Measurements: 3 Meters
Operating Frequency: 2467MHz
Channel: 12



Plot 7-381. Radiated Restricted Upper Band Edge Measurement Antenna 4a

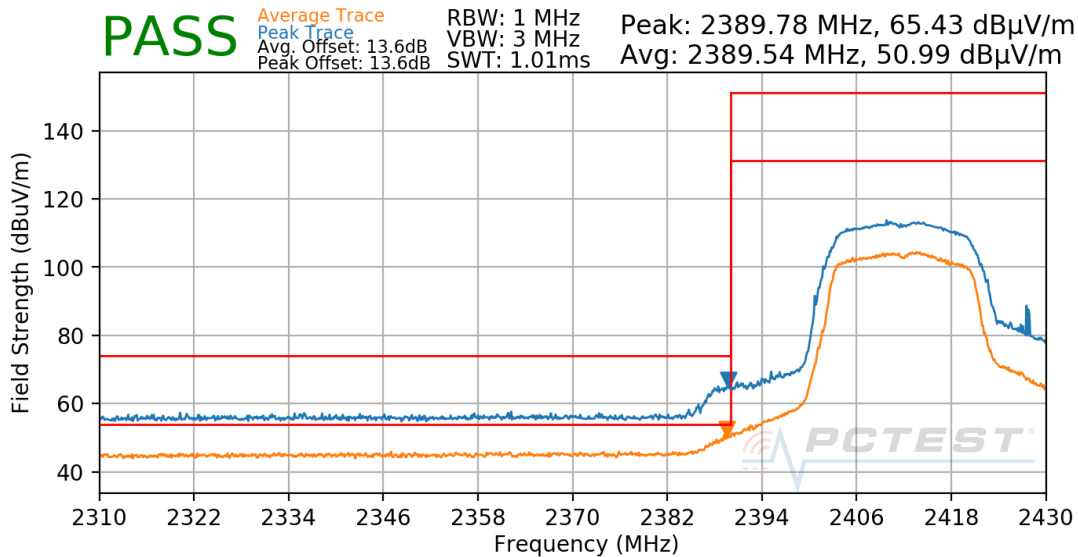
Mode: 802.11b
Data Rate: 11Mbps
Distance of Measurements: 3 Meters
Operating Frequency: 2472MHz
Channel: 13



Plot 7-382. Radiated Restricted Upper Band Edge Measurement Antenna 4a

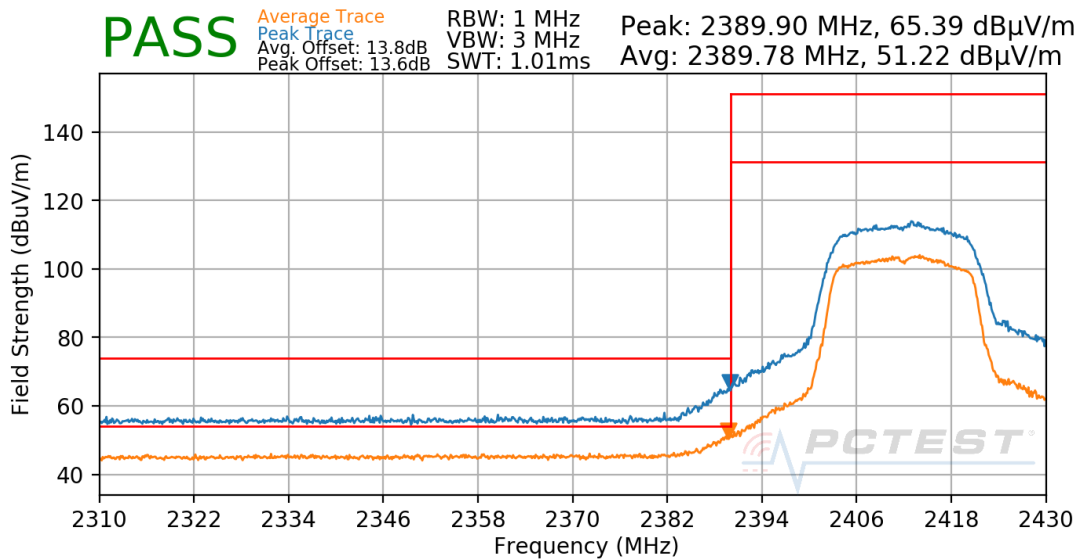
FCC ID: BCGA2301 IC: 579C-A2301	PCTEST Proud to be part of element	MEASUREMENT REPORT (CERTIFICATION)	Approved by: Quality Manager
Test Report S/N: 1C2101020002-09.BCG	Test Dates: 12/15/2020-3/6/2021	EUT Type: Tablet Device	Page 252 of 345

Mode: 802.11n
Data Rate: MCS0
Distance of Measurements: 3 Meters
Operating Frequency: 2412MHz
Channel: 1



Plot 7-383. Radiated Restricted Lower Band Edge Measurement Antenna 4a

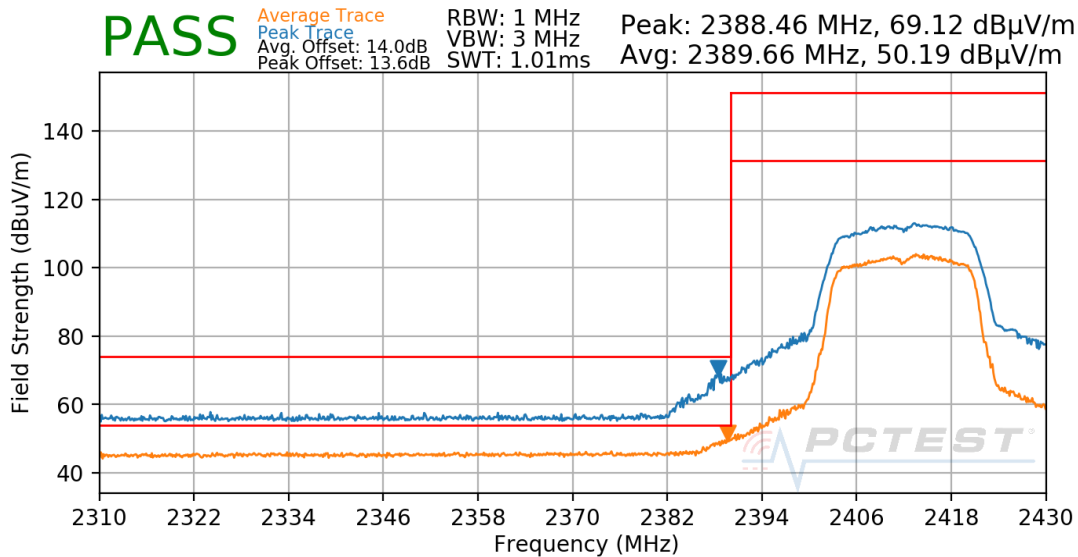
Mode: 802.11n
Data Rate: MCS3
Distance of Measurements: 3 Meters
Operating Frequency: 2412MHz
Channel: 1



Plot 7-384. Radiated Restricted Lower Band Edge Measurement Antenna 4a

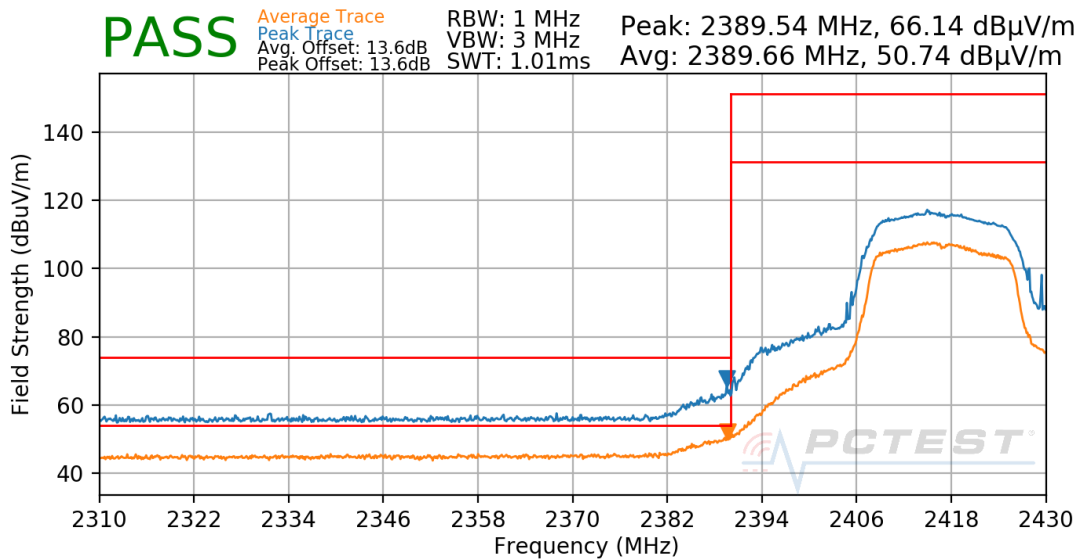
FCC ID: BCGA2301 IC: 579C-A2301	PCTEST Proud to be part of element	MEASUREMENT REPORT (CERTIFICATION)	Approved by: Quality Manager
Test Report S/N: 1C2101020002-09.BCG	Test Dates: 12/15/2020-3/6/2021	EUT Type: Tablet Device	Page 253 of 345

Mode: 802.11n
Data Rate: MCS7
Distance of Measurements: 3 Meters
Operating Frequency: 2412MHz
Channel: 1



Plot 7-385. Radiated Restricted Lower Band Edge Measurement Antenna 4a

Mode: 802.11n
Data Rate: MCS0
Distance of Measurements: 3 Meters
Operating Frequency: 2417MHz
Channel: 2



Plot 7-386. Radiated Restricted Lower Band Edge Measurement Antenna 4a

FCC ID: BCGA2301 IC: 579C-A2301	PCTEST Proud to be part of element	MEASUREMENT REPORT (CERTIFICATION)	Approved by: Quality Manager
Test Report S/N: 1C2101020002-09.BCG	Test Dates: 12/15/2020-3/6/2021	EUT Type: Tablet Device	Page 254 of 345