





APPENDIX D: TEST SETUP PHOTOGRAPHS

FCC ID: BCGA2301	 PART 2 RF EXPOSURE EVALUATION REPORT	Approved by: Quality Manager
Test Dates: 01/15/2021 – 03/17/2021	DUT Type: Tablet Device	APPENDIX D: Page 1 of 10





Test Setup Photo 1 – Conducted Test Setup (Figure 6-1a)

FCC ID: BCGA2301	 PART 2 RF EXPOSURE EVALUATION REPORT	Approved by: Quality Manager
Test Dates: 01/15/2021 – 03/17/2021	DUT Type: Tablet Device	APPENDIX D: Page 2 of 10





Test Setup Photo 2 – Conducted Test Setup (Figure 6-1b)

FCC ID: BCGA2301	 PART 2 RF EXPOSURE EVALUATION REPORT	Approved by: Quality Manager
Test Dates: 01/15/2021 – 03/17/2021	DUT Type: Tablet Device	APPENDIX D: Page 3 of 10





Test Setup Photo 3 – Conducted Test Setup (Figure 6-1c)

FCC ID: BCGA2301	 PART 2 RF EXPOSURE EVALUATION REPORT	Approved by: Quality Manager
Test Dates: 01/15/2021 – 03/17/2021	DUT Type: Tablet Device	APPENDIX D: Page 4 of 10




Test Setup Photo 4 – Conducted Test Setup (Figure 6-1d)

FCC ID: BCGA2301	 PART 2 RF EXPOSURE EVALUATION REPORT	Approved by: Quality Manager
Test Dates: 01/15/2021 – 03/17/2021	DUT Type: Tablet Device	APPENDIX D: Page 5 of 10



Test Setup Photo 5 – Conducted Test Setup (Figure 6-1e)


FCC ID: BCGA2301	 PART 2 RF EXPOSURE EVALUATION REPORT	Approved by: Quality Manager
Test Dates: 01/15/2021 – 03/17/2021	DUT Type: Tablet Device	APPENDIX D: Page 6 of 10



Test Setup Photo 6 – Back Side Antenna 1, 2a, and 2b SAR at 0 mm



Test Setup Photo 7 – Back Side Antenna 3, 4a, and 4b SAR at 0 mm


FCC ID: BCGA2301	 PART 2 RF EXPOSURE EVALUATION REPORT	Approved by: Quality Manager
Test Dates: 01/15/2021 – 03/17/2021	DUT Type: Tablet Device	APPENDIX D: Page 7 of 10




Test Setup Photo 8 – Right Edge SAR at 0 mm





Test Setup Photo 9 – Left Edge SAR at 0 mm

FCC ID: BCGA2301	 PART 2 RF EXPOSURE EVALUATION REPORT	Approved by: Quality Manager
Test Dates: 01/15/2021 – 03/17/2021	DUT Type: Tablet Device	APPENDIX D: Page 8 of 10




Test Setup Photo 10 – Power Density Setup (Figure 7-2)

FCC ID: BCGA2301	 PART 2 RF EXPOSURE EVALUATION REPORT	Approved by: Quality Manager
Test Dates: 01/15/2021 – 03/17/2021	DUT Type: Tablet Device	APPENDIX D: Page 9 of 10



Test Setup Photo 11 – Radiated Power Measurement Setup (Figure 7-1)

FCC ID: BCGA2301	 PART 2 RF EXPOSURE EVALUATION REPORT	Approved by: Quality Manager
Test Dates: 01/15/2021 – 03/17/2021	DUT Type: Tablet Device	APPENDIX D: Page 10 of 10