

# TEST SETUP PHOTOS

**Report Number:** 13019133-EP2V1


## 1. SCOPE

The purpose of this document is to show test setup diagrams and photos for the following reports

| Reports      |
|--------------|
| 13019133-E11 |
|              |
|              |
|              |

## 2. SETUP PHOTOS

### AC LINE CONDUCTED SETUP




**AC LINE CONDUCTED WITH AC ADAPTER  
(FRONT)**






**AC LINE CONDUCTED WITH AC ADAPTER  
(BACK)**



**AC LINE CONDUCTED WITH HOST  
(FRONT)**



**AC LINE CONDUCTED WITH HOST  
(BACK)**

**RADIATED RF MEASUREMENT SETUP****FCC BELOW 1GHz (FRONT)****FCC BELOW 1GHz (BACK)****ABOVE 1GHz Front****ABOVE 1GHz Back**