
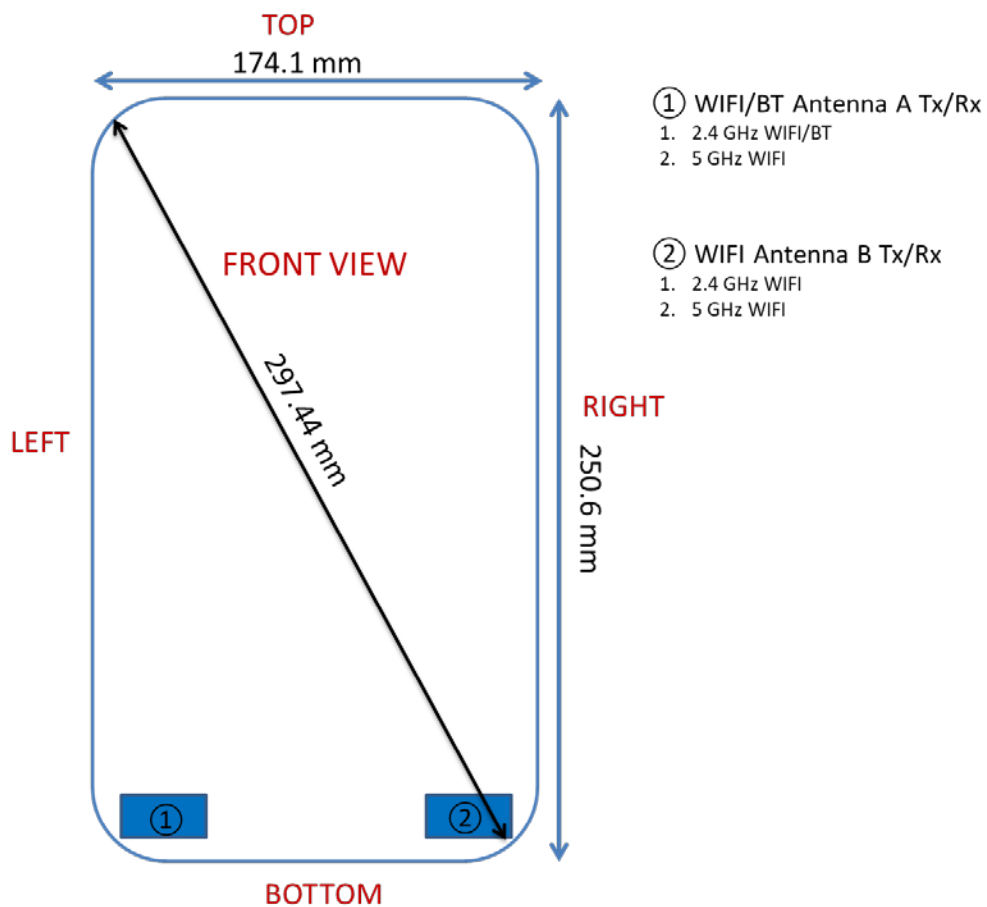




APPENDIX E: DUT ANTENNA DIAGRAM & SAR TEST SETUP PHOTOGRAPHS

FCC ID: BCGA2270	 PCTEST <small>Please to be part of the future</small>	SAR EVALUATION REPORT	Approved by: Quality Manager
Test Dates: 06/01/2020 – 06/19/2020	DUT Type: Tablet Device		APPENDIX E: Page 1 of 5



Note: Exact antenna dimensions and separation distances are shown in the Technical Descriptions in the FCC Filing.

**Figure E-1
DUT Antenna Locations**


FCC ID: BCGA2270	 PCTEST Proud to be part of 	SAR EVALUATION REPORT	Approved by: Quality Manager
Test Dates: 06/01/2020 – 06/19/2020	DUT Type: Tablet Device		APPENDIX E: Page 2 of 5



SAR Test Setup Photo 1: Back Side at 0.0 cm



SAR Test Setup Photo 2: Top Edge at 0.0 cm


FCC ID: BCGA2270	 PCTEST <small>Power to be part of the solution</small>	SAR EVALUATION REPORT	Approved by: Quality Manager
Test Dates: 06/01/2020 – 06/19/2020	DUT Type: Tablet Device		APPENDIX E: Page 3 of 5



SAR Test Setup Photo 3: Bottom Edge at 0.0 cm




SAR Test Setup Photo 4: Right Edge at 0.0 cm

FCC ID: BCGA2270	 PCTEST <small>Please to be part of the network</small>	SAR EVALUATION REPORT	Approved by: Quality Manager
Test Dates: 06/01/2020 – 06/19/2020	DUT Type: Tablet Device		APPENDIX E: Page 4 of 5



SAR Test Setup Photo 5: Left Edge at 0.0 cm

FCC ID: BCGA2270	 PCTEST <small>Please to be part of the future</small>	SAR EVALUATION REPORT	Approved by: Quality Manager
Test Dates: 06/01/2020 – 06/19/2020	DUT Type: Tablet Device		APPENDIX E: Page 5 of 5