



TEST SETUP PHOTOS

Report Number: 12938058-EP1V1

1. SCOPE


The purpose of this document is to show test setup diagrams and photos for the following reports

Reports
12938058


2. SETUP PHOTOS

2.1. Magnetic Charging Cable


Radiated Emission below 30MHz




Front-Standby





Back-Standby







Front-Operating



Back-Operating

RADIATED EMISSION ABOVE 30 MHz**Front-Standby****Back-Standby****Front-Operating****Back-Operating**


AC LINE CONDUCTED EMISSIONS MEASUREMENT SETUP**Front-Standby****Back-Standby****Front-Operating****Back-Operating**

AC LINE CONDUCTED EMISSIONS MEASUREMENT SETUP With HOST**Front-Standby****Back-Standby****Front-Operating****Back-Operating**






2.2. RF Exposure, FCC













15cm From the center of the probe








20cm From the center of the probe


CONFIGURATION 1 STANDBY MODE - 0.3m CABLE**S1, RF Exposure Setup Photo 15cm****S2, RF Exposure Setup Photo 15cm****S3, RF Exposure Setup Photo 15cm****S4, RF Exposure Setup Photo 15cm****Center, RF Exposure Setup Photo 20cm**

CONFIGURATION 2 WITH WATCH - 0.3m CABLE**S1, RF Exposure Setup Photo 15cm****S2, RF Exposure Setup Photo 15cm****S3, RF Exposure Setup Photo 15cm****S4, RF Exposure Setup Photo 15cm****Center, RF Exposure Setup Photo 20cm**

CONFIGURATION 1 STANDBY MODE - 1m CABLE**S1, RF Exposure Setup Photo 15cm****S2, RF Exposure Setup Photo 15cm****S3, RF Exposure Setup Photo 15cm****S4, RF Exposure Setup Photo 15cm****Center, RF Exposure Setup Photo 20cm**

CONFIGURATION 2 WITH WATCH - 1m CABLE**S1, RF Exposure Setup Photo 15cm****S2, RF Exposure Setup Photo 15cm****S3, RF Exposure Setup Photo 15cm****S4, RF Exposure Setup Photo 15cm****Center, RF Exposure Setup Photo 20cm**






2.1. RF Exposure, IC













10cm From the center of the probe













0cm From the center of the probe





CONFIGURATION 1 STANDBY MODE - 0.3m CABLE**S1, RF Exposure Setup Photo 10cm****S2, RF Exposure Setup Photo 10cm****S3, RF Exposure Setup Photo 10cm****S4, RF Exposure Setup Photo 10cm****Center, RF Exposure Setup Photo 10cm**






CONFIGURATION 2 WITH WATCH - 0.3m CABLE**S1, RF Exposure Setup Photo 10cm****S2, RF Exposure Setup Photo 10cm****S3, RF Exposure Setup Photo 10cm****S4, RF Exposure Setup Photo 10cm****Center, RF Exposure Setup Photo 10cm**






CONFIGURATION 1 STANDBY MODE - 1m CABLE**S1, RF Exposure Setup Photo 10cm****S2, RF Exposure Setup Photo 10cm****S3, RF Exposure Setup Photo 10cm****S4, RF Exposure Setup Photo 10cm****Center, RF Exposure Setup Photo 10cm**

CONFIGURATION 2 WITH WATCH - 1m CABLE**S1, RF Exposure Setup Photo 10cm****S2, RF Exposure Setup Photo 10cm****S3, RF Exposure Setup Photo 10cm****S4, RF Exposure Setup Photo 10cm****Center, RF Exposure Setup Photo 10cm**

CONFIGURATION 1 STANDBY MODE - 0.3m CABLE**S1, RF Exposure Setup Photo 0m****S2, RF Exposure Setup Photo 0cm****S3, RF Exposure Setup Photo 0cm****S4, RF Exposure Setup Photo 0cm****Center, RF Exposure Setup Photo 0cm**

CONFIGURATION 2 WITH WATCH - 0.3m CABLE**S1, RF Exposure Setup Photo 0cm****S2, RF Exposure Setup Photo 0cm****S3, RF Exposure Setup Photo 0cm****S4, RF Exposure Setup Photo 0cm****Center, RF Exposure Setup Photo 0cm**

CONFIGURATION 1 STANDBY MODE - 1m CABLE**S1, RF Exposure Setup Photo 0cm****S2, RF Exposure Setup Photo 0cm****S3, RF Exposure Setup Photo 0cm****S4, RF Exposure Setup Photo 0cm****Center, RF Exposure Setup Photo 0cm**

CONFIGURATION 2 WITH WATCH - 1m CABLE**S1, RF Exposure Setup Photo 0cm****S2, RF Exposure Setup Photo 0cm****S3, RF Exposure Setup Photo 0cm****S4, RF Exposure Setup Photo 0cm****Center, RF Exposure Setup Photo 0cm**