



# TEST SETUP PHOTOS

**Report Number:** 12938050-EP1V1

## 1. SCOPE


The purpose of this document is to show test setup diagrams and photos for the following reports

Reports
12938050


## 2. SETUP PHOTOS

### 2.1. Magnetic Charging Cable


#### Radiated Emission below 30MHz




**Front-Standby**






**Back-Standby**





**Front-Operating**



**Back-Operating**

**RADIATED EMISSION ABOVE 30 MHz****Front-Standby****Back-Standby****Front-Operating****Back-Operating**

**AC LINE CONDUCTED EMISSIONS MEASUREMENT SETUP****Front-Standby****Back-Standby****Front-Operating****Back-Operating**




**AC LINE CONDUCTED EMISSIONS MEASUREMENT SETUP With HOST****Front-Standby****Back-Standby****Front-Operating****Back-Operating**






## 2.2. RF Exposure, FCC








15cm From the center of the probe




20cm From the center of the probe

**CONFIGURATION 1 STANDBY MODE - 1m CABLE****S1, RF Exposure Setup Photo 15cm****S2, RF Exposure Setup Photo 15cm****S3, RF Exposure Setup Photo 15cm****S4, RF Exposure Setup Photo 15cm****Center, RF Exposure Setup Photo 20cm**



**CONFIGURATION 2 WITH WATCH - 1m CABLE****S1, RF Exposure Setup Photo 15cm****S2, RF Exposure Setup Photo 15cm****S3, RF Exposure Setup Photo 15cm****S4, RF Exposure Setup Photo 15cm****Center, RF Exposure Setup Photo 20cm**





## 2.1. RF Exposure, IC








10cm From the center of the probe








0cm From the center of the probe






**CONFIGURATION 1 STANDBY MODE - 1m CABLE****S1, RF Exposure Setup Photo 10cm****S2, RF Exposure Setup Photo 10cm****S3, RF Exposure Setup Photo 10cm****S4, RF Exposure Setup Photo 10cm****Center, RF Exposure Setup Photo 10cm**



**CONFIGURATION 2 WITH WATCH - 1m CABLE****S1, RF Exposure Setup Photo 10cm****S2, RF Exposure Setup Photo 10cm****S3, RF Exposure Setup Photo 10cm****S4, RF Exposure Setup Photo 10cm****Center, RF Exposure Setup Photo 10cm**



**CONFIGURATION 1 STANDBY MODE - 1m CABLE****S1, RF Exposure Setup Photo 0cm****S2, RF Exposure Setup Photo 0cm****S3, RF Exposure Setup Photo 0cm****S4, RF Exposure Setup Photo 0cm****Center, RF Exposure Setup Photo 0cm**

**CONFIGURATION 2 WITH WATCH - 1m CABLE****S1, RF Exposure Setup Photo 0cm****S2, RF Exposure Setup Photo 0cm****S3, RF Exposure Setup Photo 0cm****S4, RF Exposure Setup Photo 0cm****Center, RF Exposure Setup Photo 0cm**