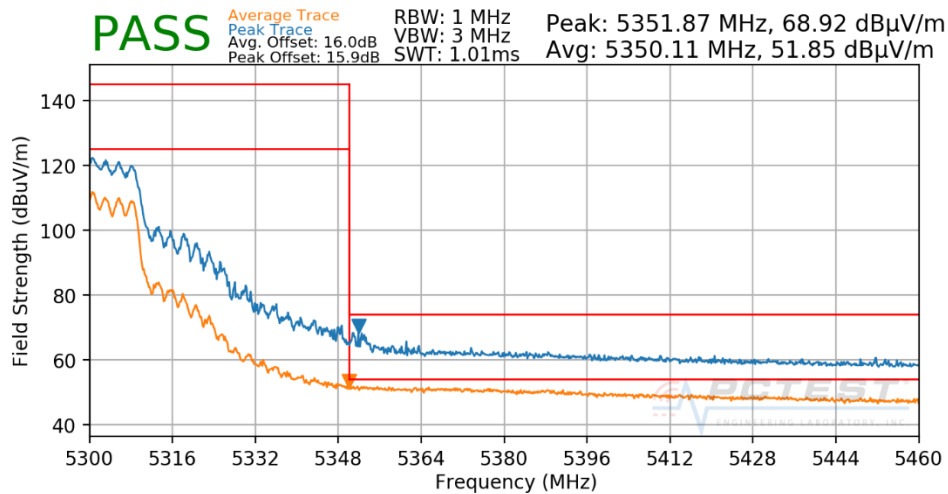


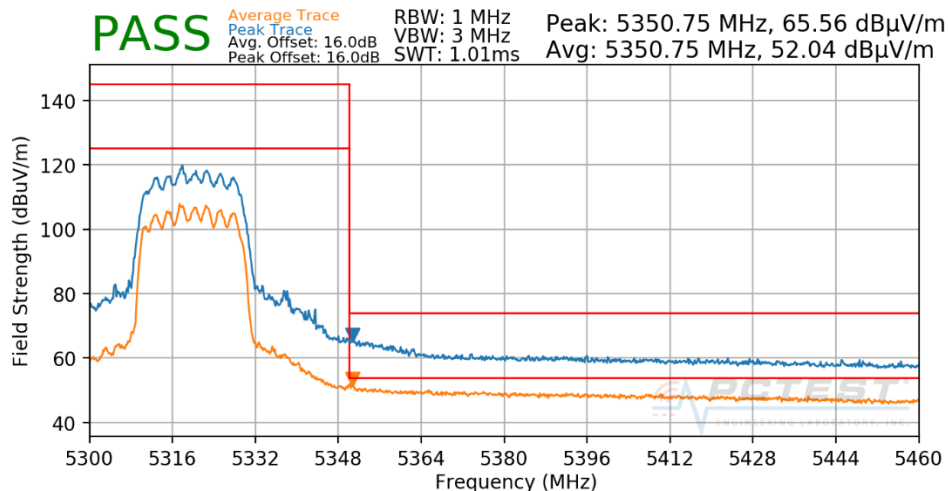


Worst Case Mode: 802.11ax
Worst Case Transfer Rate: MCS0
RU Index: 61
Distance of Measurements: 3 Meters
Operating Frequency: 5300MHz
Channel: 60



Plot 7-883. Radiated Upper Band Edge Plot CDD (Peak & Average) – UNII Band 2A – RU242)

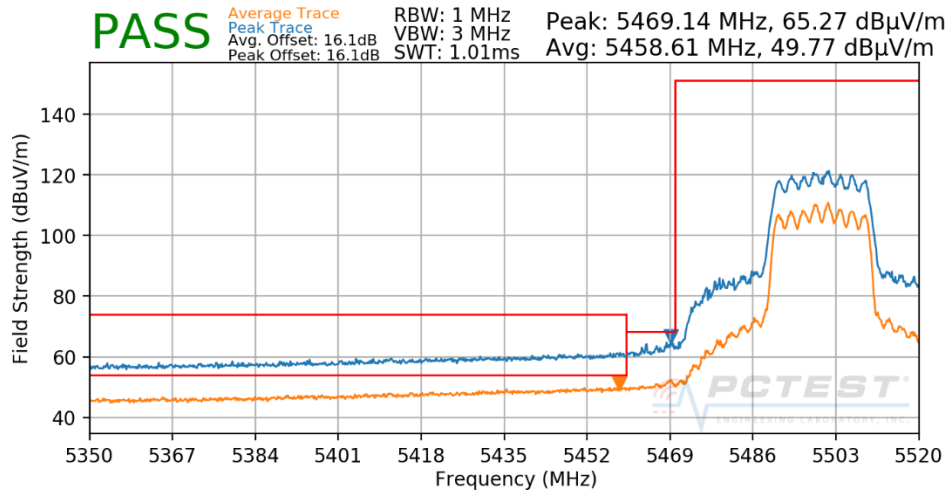
Worst Case Mode: 802.11ax
Worst Case Transfer Rate: MCS0
RU Index: 61
Distance of Measurements: 3 Meters
Operating Frequency: 5320MHz
Channel: 64



Plot 7-884. Radiated Upper Band Edge Plot CDD (Peak & Average) – UNII Band 2A – RU242)

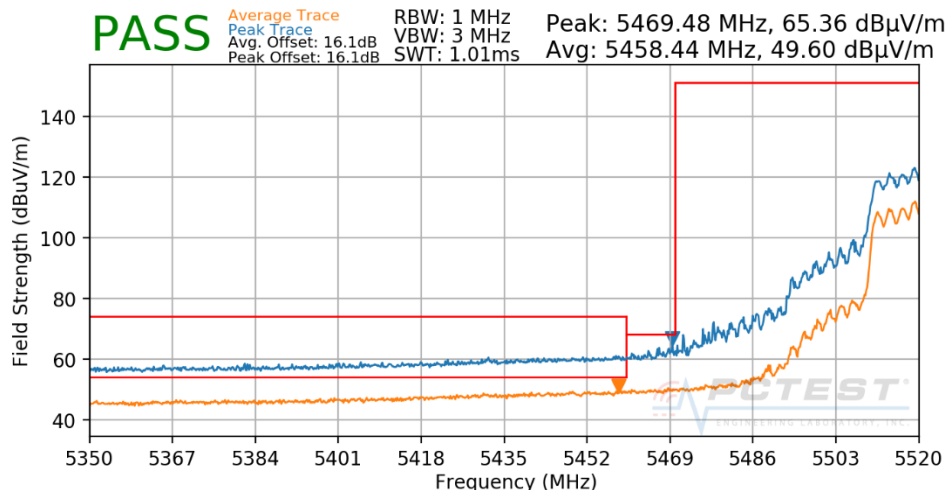
FCC ID: BCGA2232		MEASUREMENT REPORT (CERTIFICATION)	Approved by: Quality Manager
Test Report S/N: 1C1912170055-13.BCG	Test Dates: 12/10/2019 - 02/25/2020	EUT Type: Tablet Device	Page 516 of 539

Worst Case Mode: 802.11ax
 Worst Case Transfer Rate: MCS0
 RU Index: 61
 Distance of Measurements: 3 Meters
 Operating Frequency: 5500MHz
 Channel: 100



Plot 7-885. Radiated Lower Band Edge Plot CDD (Peak & Average – UNII Band 2C – RU242)

Worst Case Mode: 802.11ax
 Worst Case Transfer Rate: MCS0
 RU Index: 61
 Distance of Measurements: 3 Meters
 Operating Frequency: 5520MHz
 Channel: 104

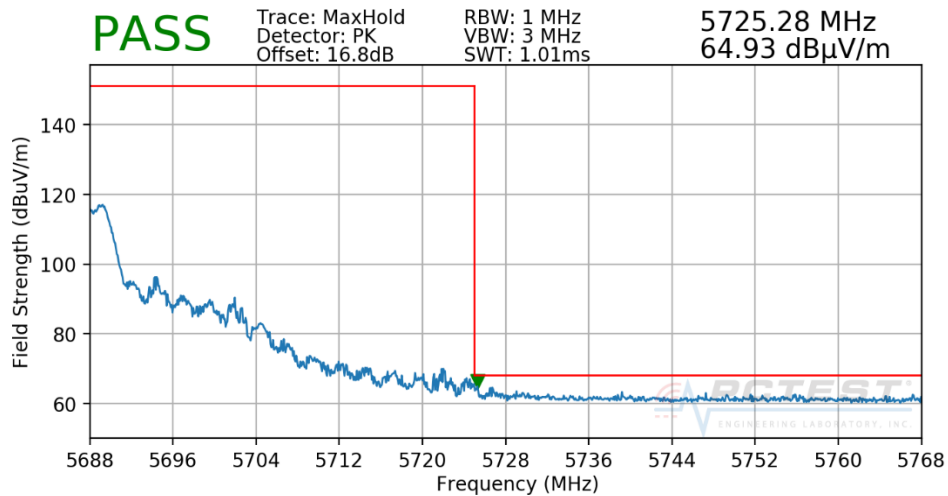


Plot 7-886. Radiated Lower Band Edge Plot CDD (Peak & Average – UNII Band 2C – RU242)

FCC ID: BCGA2232		MEASUREMENT REPORT (CERTIFICATION)	Approved by: Quality Manager
Test Report S/N: 1C1912170055-13.BCG	Test Dates: 12/10/2019 - 02/25/2020	EUT Type: Tablet Device	Page 517 of 539

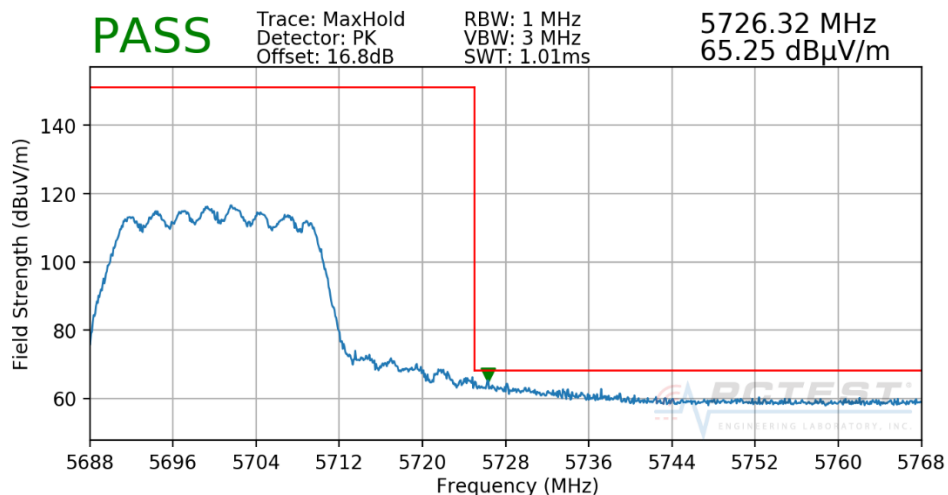


Worst Case Mode: 802.11ax
Worst Case Transfer Rate: MCS0
RU Index: 61
Distance of Measurements: 3 Meters
Operating Frequency: 5680MHz
Channel: 136



Plot 7-887. Radiated Upper Band Edge Plot CDD (Peak - UNII Band 2C - RU242)

Worst Case Mode: 802.11ax
Worst Case Transfer Rate: MCS0
RU Index: 61
Distance of Measurements: 3 Meters
Operating Frequency: 5700MHz
Channel: 140

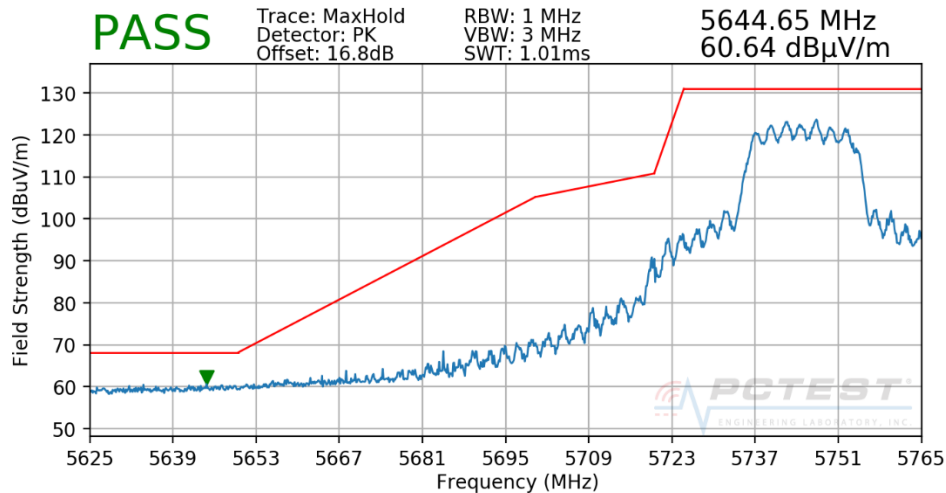


Plot 7-888. Radiated Upper Band Edge Plot CDD (Peak - UNII Band 2C - RU242)

FCC ID: BCGA2232		MEASUREMENT REPORT (CERTIFICATION)	Approved by: Quality Manager
Test Report S/N: 1C1912170055-13.BCG	Test Dates: 12/10/2019 - 02/25/2020	EUT Type: Tablet Device	Page 518 of 539

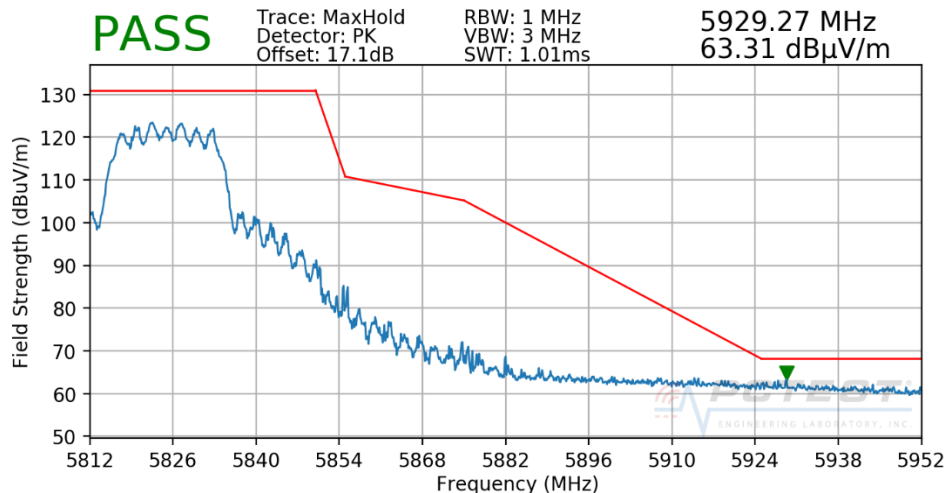


Worst Case Mode: 802.11ax
Worst Case Transfer Rate: MCS0
RU Index: 61
Distance of Measurements: 3 Meters
Operating Frequency: 5745MHz
Channel: 149



Plot 7-889. Radiated Lower Band Edge Plot CDD (Peak - UNII Band 3 - RU242)

Worst Case Mode: 802.11ax
Worst Case Transfer Rate: MCS0
RU Index: 61
Distance of Measurements: 3 Meters
Operating Frequency: 5825MHz
Channel: 165



Plot 7-890. Radiated Upper Band Edge Plot CDD (Peak - UNII Band 3 - RU242)

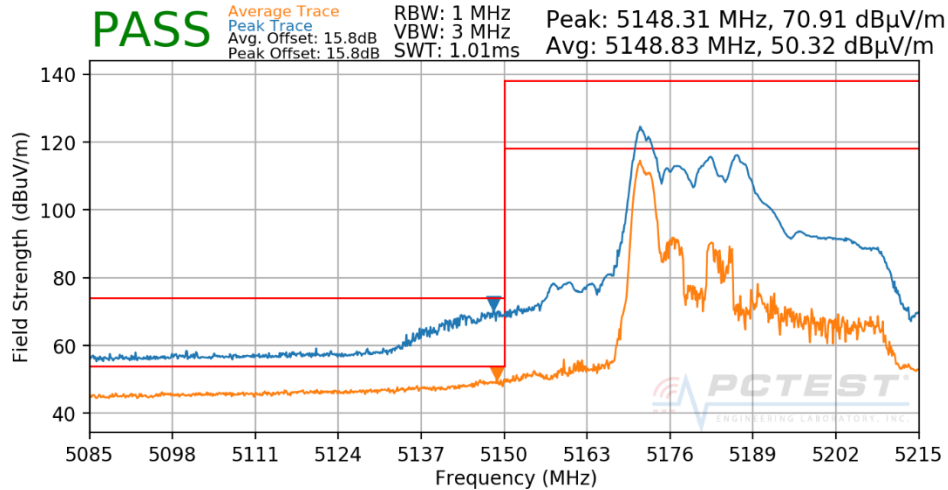
FCC ID: BCGA2232		MEASUREMENT REPORT (CERTIFICATION)	Approved by: Quality Manager
Test Report S/N: 1C1912170055-13.BCG	Test Dates: 12/10/2019 - 02/25/2020	EUT Type: Tablet Device	Page 519 of 539

7.6.11 CDD/SDM Radiated Band Edge Measurements (40MHz BW)

§15.407(b.1)(b.2) §15.205 §15.209; RSS-Gen [8.9]

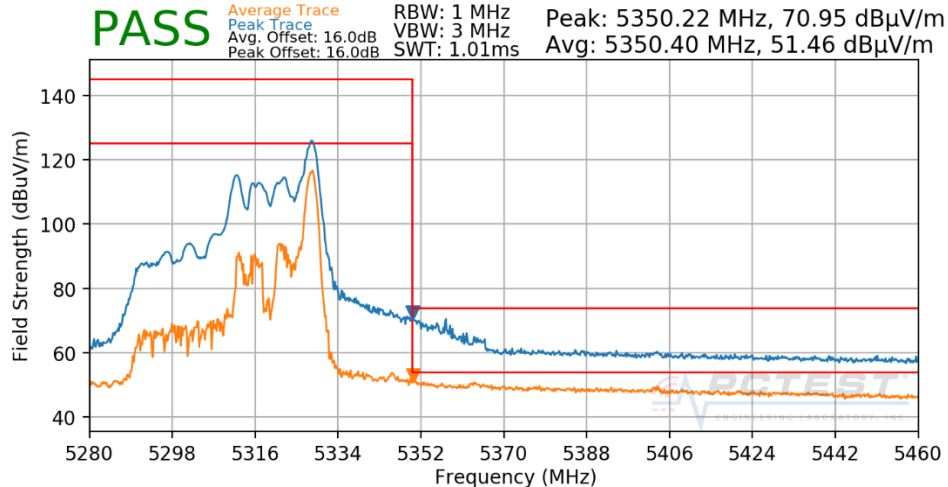
RU26

Worst Case Mode:	802.11ax
Worst Case Transfer Rate:	MCS0
RU Index:	0
Distance of Measurements:	3 Meters
Operating Frequency:	5190MHz
Channel:	38



Plot 7-891. Radiated Lower Band Edge Plot CDD (Peak & Average – UNII Band 1 – RU26)

Worst Case Mode:	802.11ax
Worst Case Transfer Rate:	MCS0
RU Index:	17
Distance of Measurements:	3 Meters
Operating Frequency:	5310MHz
Channel:	62

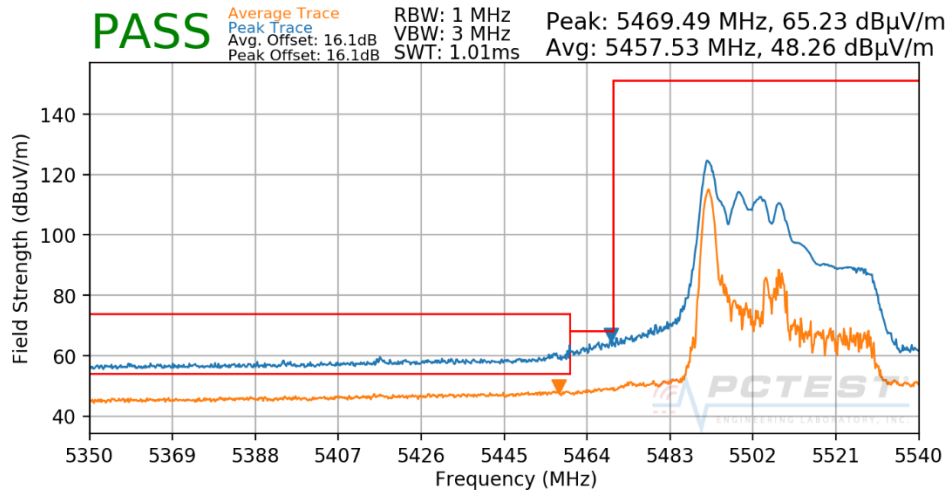


Plot 7-892. Radiated Upper Band Edge Plot CDD (Peak & Average – UNII Band 2A – RU26)

FCC ID: BCGA2232		MEASUREMENT REPORT (CERTIFICATION)	Approved by: Quality Manager
Test Report S/N: 1C1912170055-13.BCG	Test Dates: 12/10/2019 - 02/25/2020	EUT Type: Tablet Device	Page 520 of 539

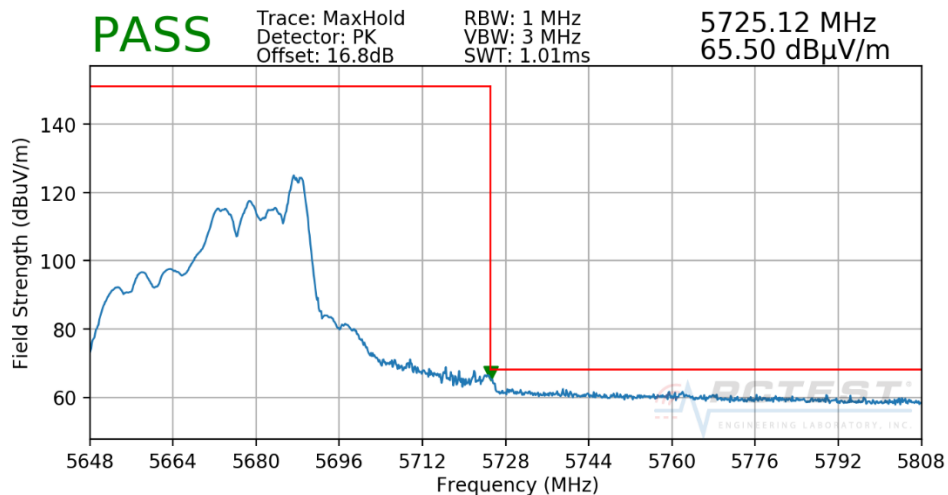


Worst Case Mode: 802.11ax
Worst Case Transfer Rate: MCS8
RU Index: 0
Distance of Measurements: 3 Meters
Operating Frequency: 5510MHz
Channel: 102



Plot 7-893. Radiated Lower Band Edge Plot SDM (Peak & Average – UNII Band 2C – RU26)

Worst Case Mode: 802.11ax
Worst Case Transfer Rate: MCS8
RU Index: 17
Distance of Measurements: 3 Meters
Operating Frequency: 5670MHz
Channel: 134

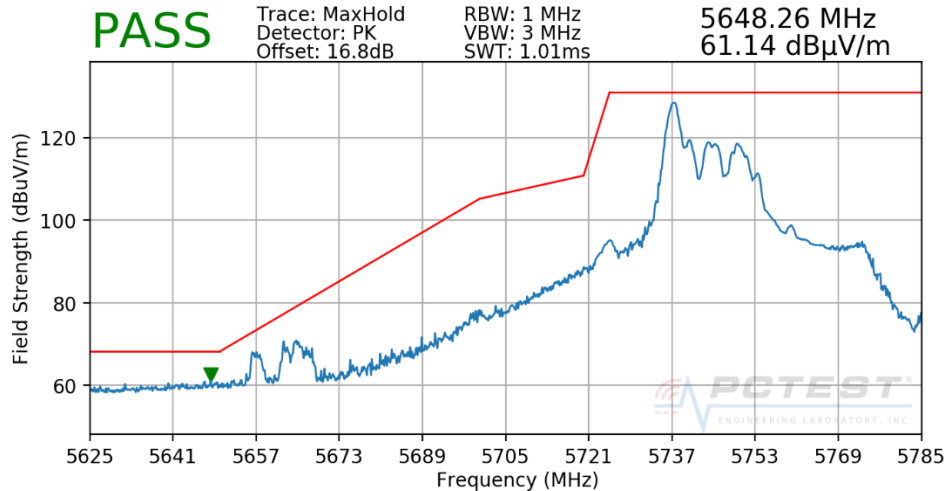


Plot 7-894. Radiated Upper Band Edge Plot SDM (Peak – UNII Band 2C – RU26)

FCC ID: BCGA2232		MEASUREMENT REPORT (CERTIFICATION)	Approved by: Quality Manager
Test Report S/N: 1C1912170055-13.BCG	Test Dates: 12/10/2019 - 02/25/2020	EUT Type: Tablet Device	Page 521 of 539

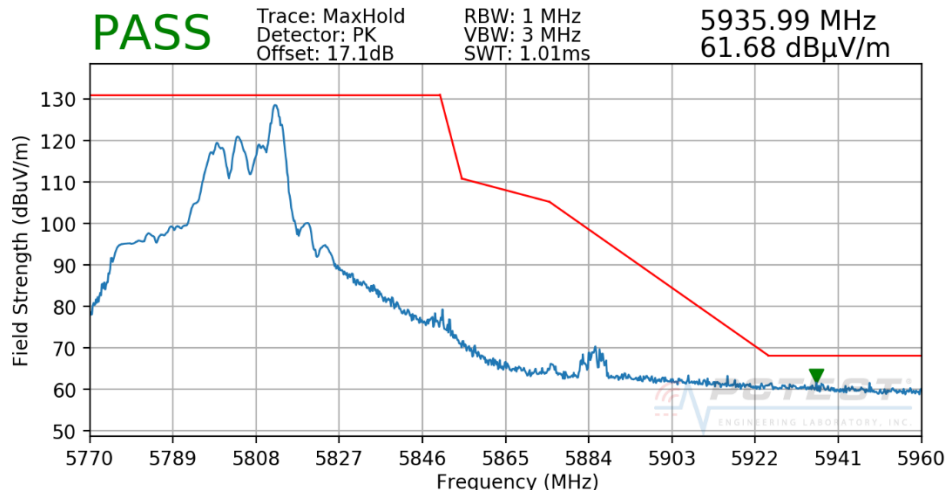


Worst Case Mode: 802.11ax
 Worst Case Transfer Rate: MCS0
 RU Index: 0
 Distance of Measurements: 3 Meters
 Operating Frequency: 5755MHz
 Channel: 151



Plot 7-895. Radiated Lower Band Edge Plot CDD (Peak – UNII Band 3 – RU26)

Worst Case Mode: 802.11ax
 Worst Case Transfer Rate: MCS0
 RU Index: 17
 Distance of Measurements: 3 Meters
 Operating Frequency: 5795MHz
 Channel: 159

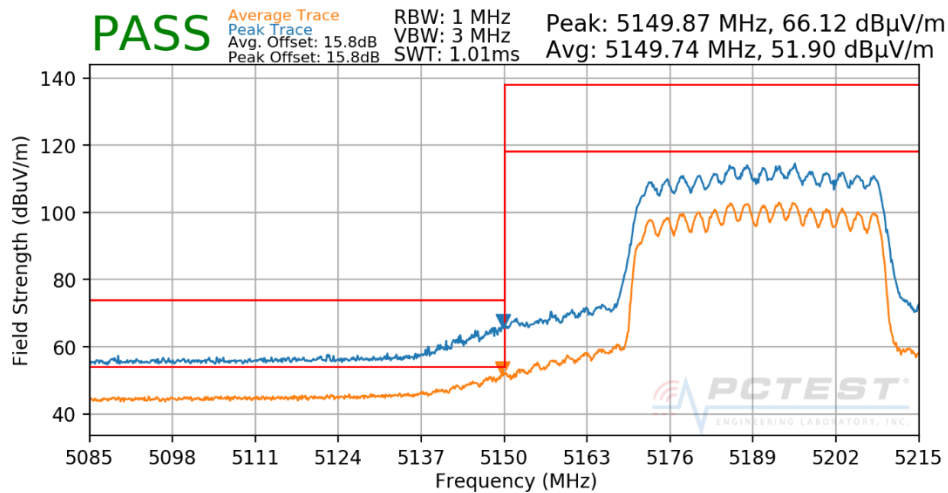


Plot 7-896. Radiated Upper Band Edge Plot CDD (Peak – UNII Band 3 – RU26)

FCC ID: BCGA2232	MEASUREMENT REPORT (CERTIFICATION)	Approved by: Quality Manager
Test Report S/N: 1C1912170055-13.BCG	Test Dates: 12/10/2019 - 02/25/2020	EUT Type: Tablet Device
		Page 522 of 539

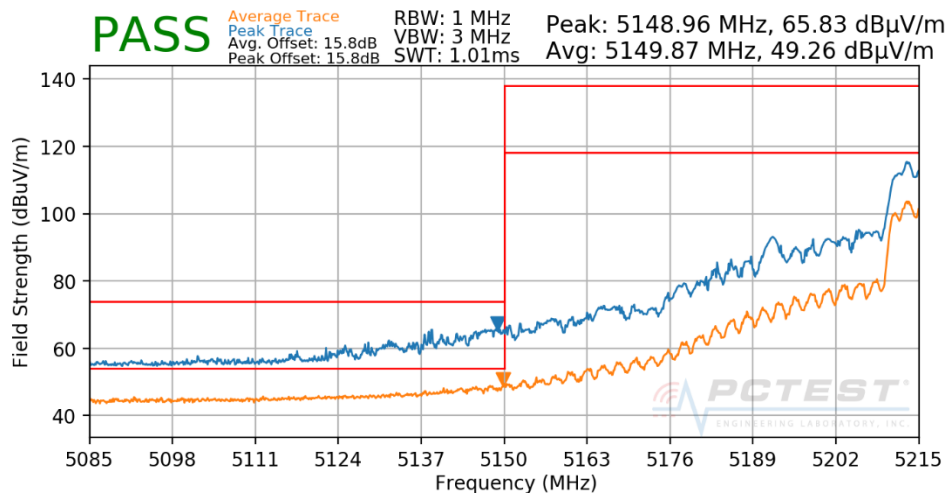
RU484

Worst Case Mode: 802.11ax
 Worst Case Transfer Rate: MCS0
 RU Index: 65
 Distance of Measurements: 3 Meters
 Operating Frequency: 5190MHz
 Channel: 38



Plot 7-897. Radiated Lower Band Edge Plot CDD (Peak & Average – UNII Band 1 – RU484)

Worst Case Mode: 802.11ax
 Worst Case Transfer Rate: MCS0
 RU Index: 65
 Distance of Measurements: 3 Meters
 Operating Frequency: 5230MHz
 Channel: 46

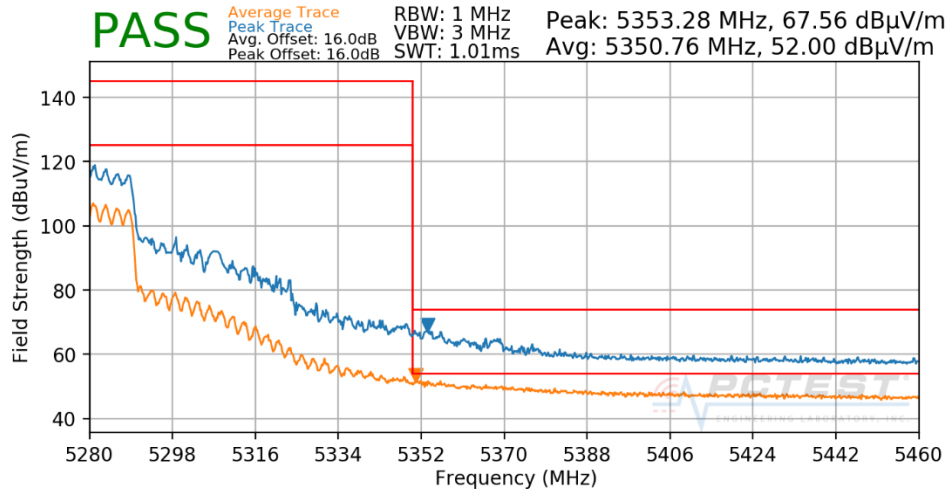


Plot 7-898. Radiated Lower Band Edge Plot CDD (Peak & Average – UNII Band 1 – RU484)

FCC ID: BCGA2232		MEASUREMENT REPORT (CERTIFICATION)	Approved by: Quality Manager
Test Report S/N: 1C1912170055-13.BCG	Test Dates: 12/10/2019 - 02/25/2020	EUT Type: Tablet Device	Page 523 of 539

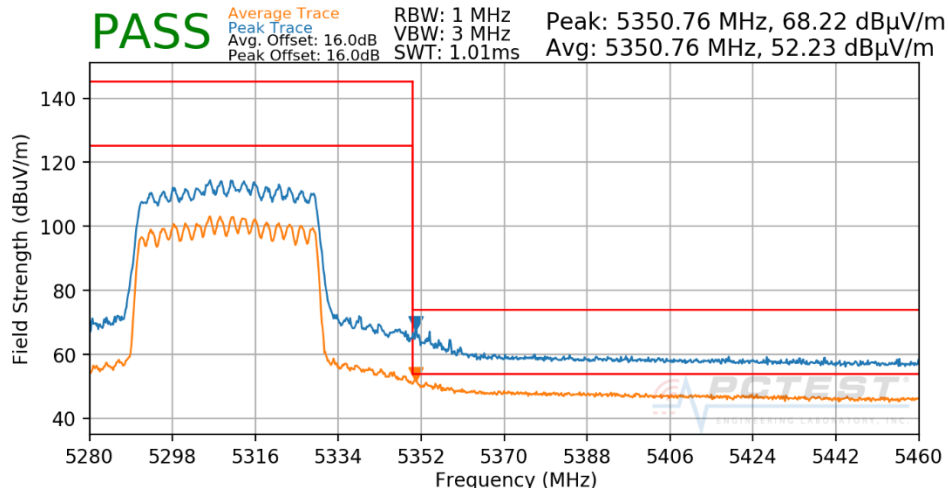


Worst Case Mode: 802.11ax
Worst Case Transfer Rate: MCS0
RU Index: 65
Distance of Measurements: 3 Meters
Operating Frequency: 5270MHz
Channel: 54



Plot 7-899. Radiated Upper Band Edge Plot CDD (Peak & Average) – UNII Band 2A – RU484)

Worst Case Mode: 802.11ax
Worst Case Transfer Rate: MCS0
RU Index: 65
Distance of Measurements: 3 Meters
Operating Frequency: 5310MHz
Channel: 62

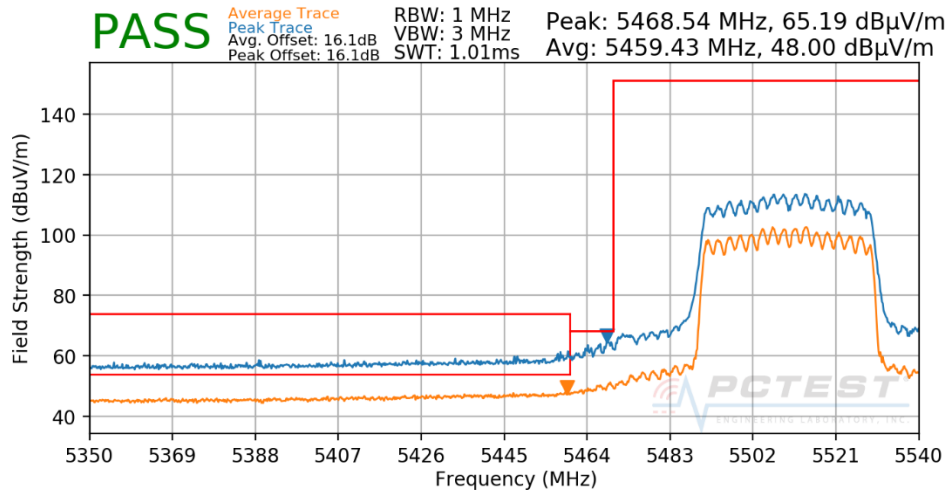


Plot 7-900. Radiated Upper Band Edge Plot CDD (Peak & Average) – UNII Band 2A – RU484)

FCC ID: BCGA2232		MEASUREMENT REPORT (CERTIFICATION)	Approved by: Quality Manager
Test Report S/N: 1C1912170055-13.BCG	Test Dates: 12/10/2019 - 02/25/2020	EUT Type: Tablet Device	Page 524 of 539

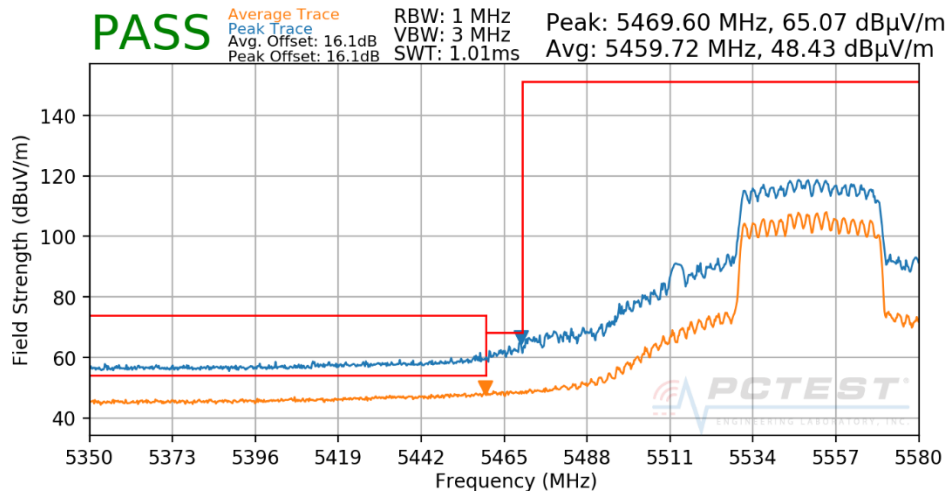


Worst Case Mode: 802.11ax
Worst Case Transfer Rate: MCS0
RU Index: 65
Distance of Measurements: 3 Meters
Operating Frequency: 5510MHz
Channel: 102



Plot 7-901. Radiated Lower Band Edge Plot CDD (Peak & Average – UNII Band 2C – RU484)

Worst Case Mode: 802.11ax
Worst Case Transfer Rate: MCS0
RU Index: 65
Distance of Measurements: 3 Meters
Operating Frequency: 5550MHz
Channel: 110

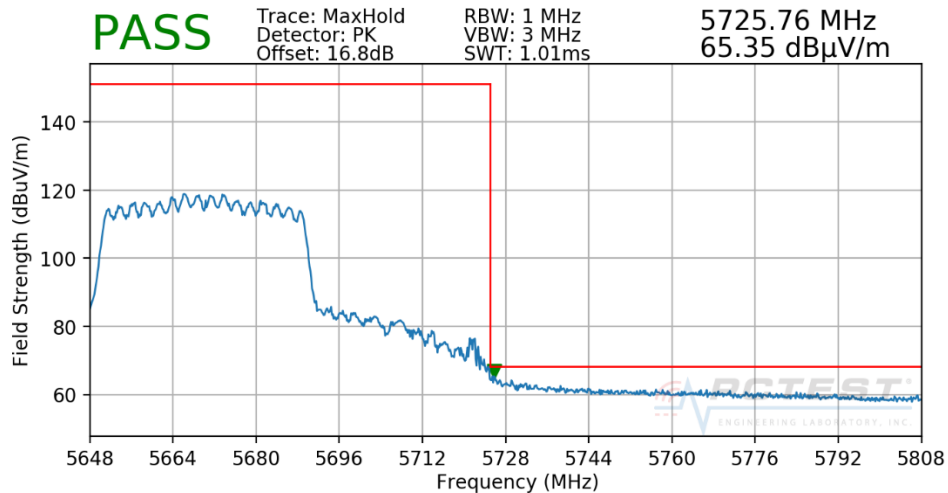


Plot 7-902. Radiated Lower Band Edge Plot CDD (Peak & Average – UNII Band 2C – RU484)

FCC ID: BCGA2232		MEASUREMENT REPORT (CERTIFICATION)	Approved by: Quality Manager
Test Report S/N: 1C1912170055-13.BCG	Test Dates: 12/10/2019 - 02/25/2020	EUT Type: Tablet Device	Page 525 of 539

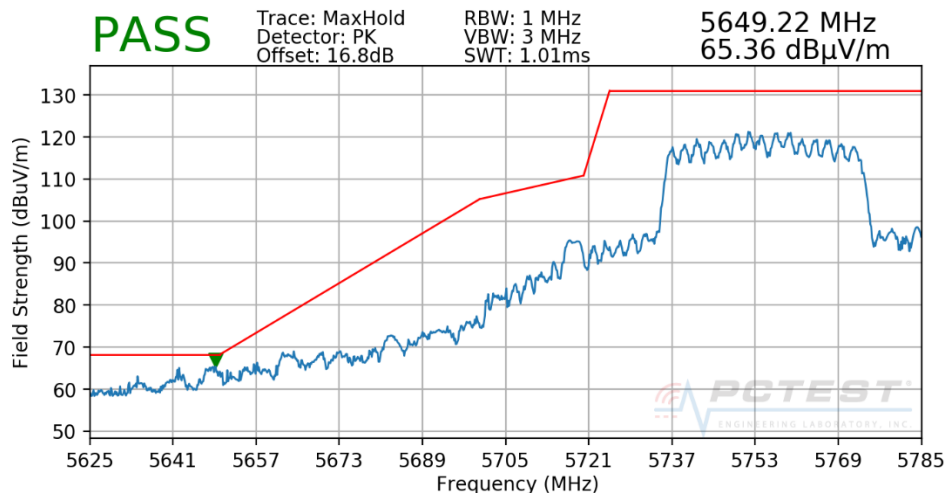


Worst Case Mode: 802.11ax
 Worst Case Transfer Rate: MCS0
 RU Index: 65
 Distance of Measurements: 3 Meters
 Operating Frequency: 5670MHz
 Channel: 134



Plot 7-903. Radiated Upper Band Edge Plot CDD (Peak - UNII Band 2C - RU484)

Worst Case Mode: 802.11ax
 Worst Case Transfer Rate: MCS0
 RU Index: 65
 Distance of Measurements: 3 Meters
 Operating Frequency: 5755MHz
 Channel: 151

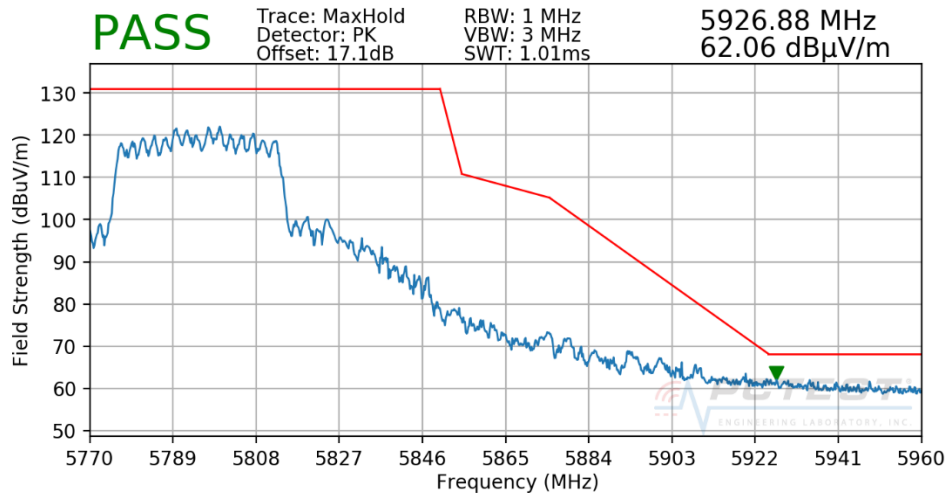


Plot 7-904. Radiated Lower Band Edge Plot CDD (Peak - UNII Band 3 - RU484)

FCC ID: BCGA2232		MEASUREMENT REPORT (CERTIFICATION)	Approved by: Quality Manager
Test Report S/N: 1C1912170055-13.BCG	Test Dates: 12/10/2019 - 02/25/2020	EUT Type: Tablet Device	Page 526 of 539



Worst Case Mode: 802.11ax
Worst Case Transfer Rate: MCS0
RU Index: 65
Distance of Measurements: 3 Meters
Operating Frequency: 5795MHz
Channel: 159



Plot 7-905. Radiated Upper Band Edge Plot CDD (Peak - UNII Band 3 - RU484)

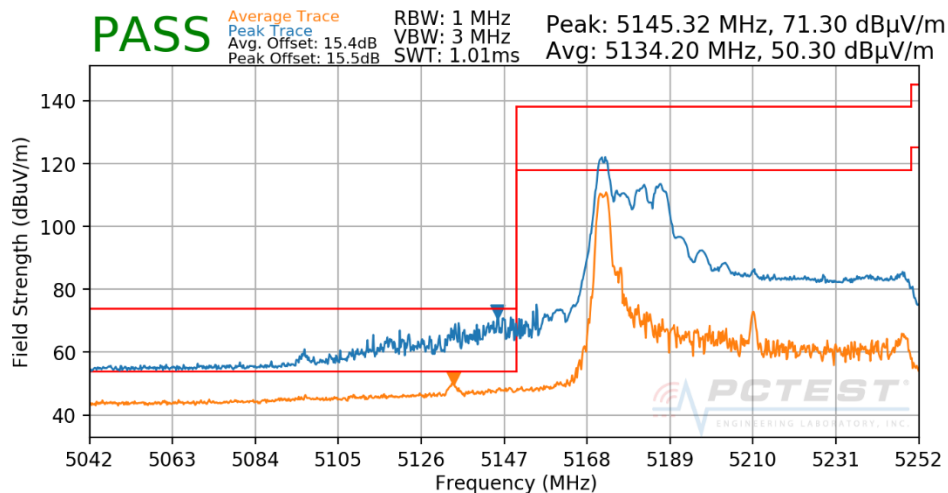
FCC ID: BCGA2232		MEASUREMENT REPORT (CERTIFICATION)	Approved by: Quality Manager
Test Report S/N: 1C1912170055-13.BCG	Test Dates: 12/10/2019 - 02/25/2020	EUT Type: Tablet Device	Page 527 of 539

7.6.12 CDD/SDM Radiated Band Edge Measurements (80MHz BW)

§15.407(b.1)(b.2) §15.205 §15.209; RSS-Gen [8.9]

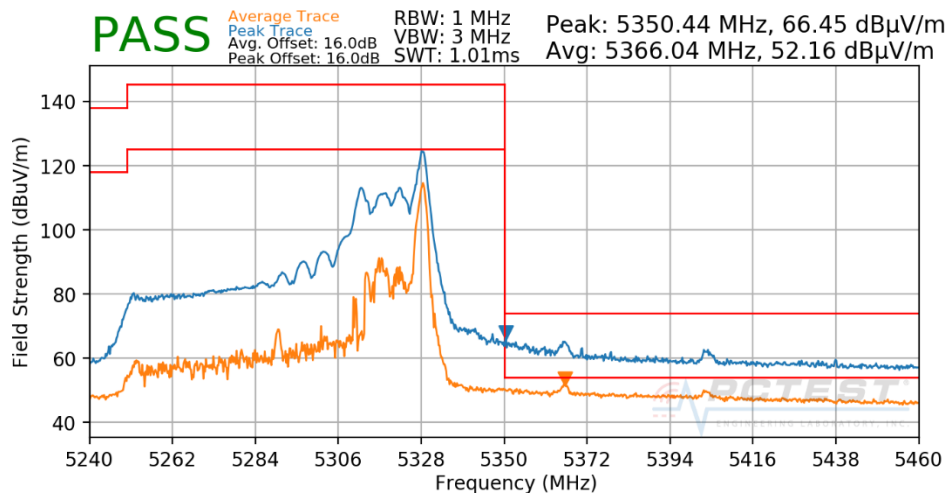
RU26

Worst Case Mode:	802.11ax
Worst Case Transfer Rate:	MCS0
RU Index:	0
Distance of Measurements:	3 Meters
Operating Frequency:	5210MHz
Channel:	42



Plot 7-906. Radiated Lower Band Edge Plot CDD (Peak & Average – UNII Band 1 – RU26)

Worst Case Mode:	802.11ax
Worst Case Transfer Rate:	MCS0
RU Index:	36
Distance of Measurements:	3 Meters
Operating Frequency:	5290MHz
Channel:	58

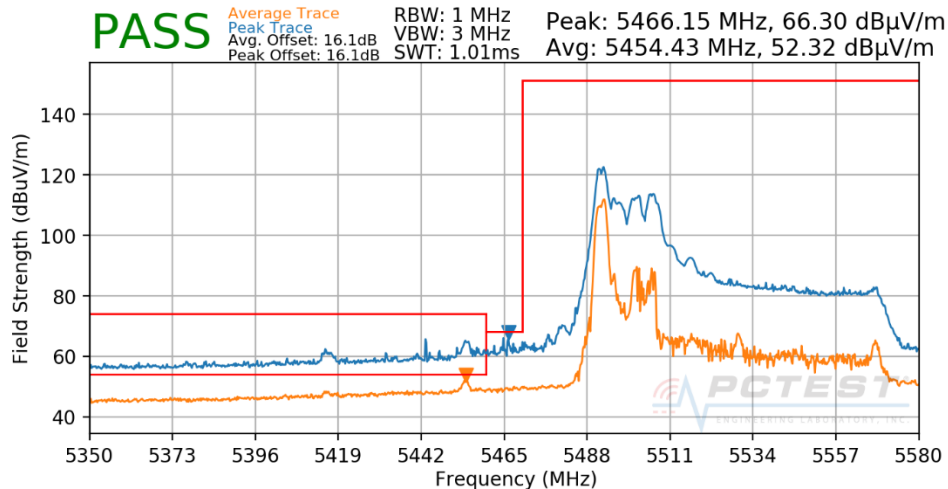


Plot 7-907. Radiated Upper Band Edge Plot CDD (Peak & Average – UNII Band 2A – RU26)

FCC ID: BCGA2232		MEASUREMENT REPORT (CERTIFICATION)	Approved by: Quality Manager
Test Report S/N: 1C1912170055-13.BCG	Test Dates: 12/10/2019 - 02/25/2020	EUT Type: Tablet Device	Page 528 of 539

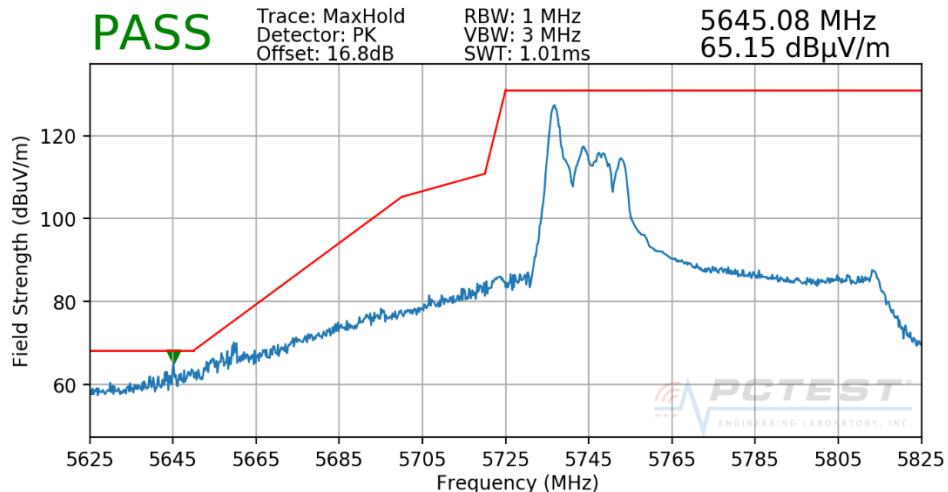


Worst Case Mode: 802.11ax
Worst Case Transfer Rate: MCS8
RU Index: 0
Distance of Measurements: 3 Meters
Operating Frequency: 5530MHz
Channel: 106



Plot 7-908. Radiated Lower Band Edge Plot SDM (Peak & Average – UNII Band 2C – RU26)

Worst Case Mode: 802.11ax
Worst Case Transfer Rate: MCS0
RU Index: 0
Distance of Measurements: 3 Meters
Operating Frequency: 5775MHz
Channel: 155

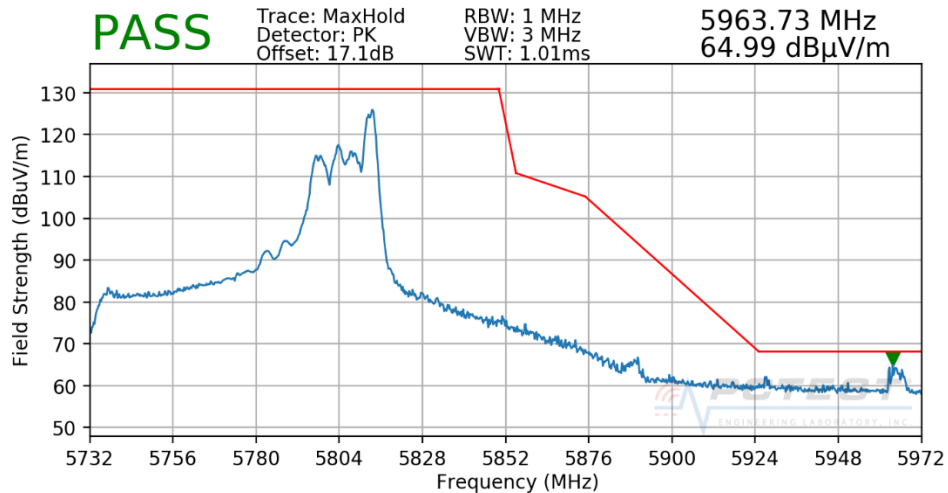


Plot 7-909. Radiated Lower Band Edge Plot CDD (Peak – UNII Band 3 – RU26)

FCC ID: BCGA2232		MEASUREMENT REPORT (CERTIFICATION)	Approved by: Quality Manager
Test Report S/N: 1C1912170055-13.BCG	Test Dates: 12/10/2019 - 02/25/2020	EUT Type: Tablet Device	Page 529 of 539



Worst Case Mode: 802.11ax
Worst Case Transfer Rate: MCS0
RU Index: 36
Distance of Measurements: 3 Meters
Operating Frequency: 5775MHz
Channel: 155

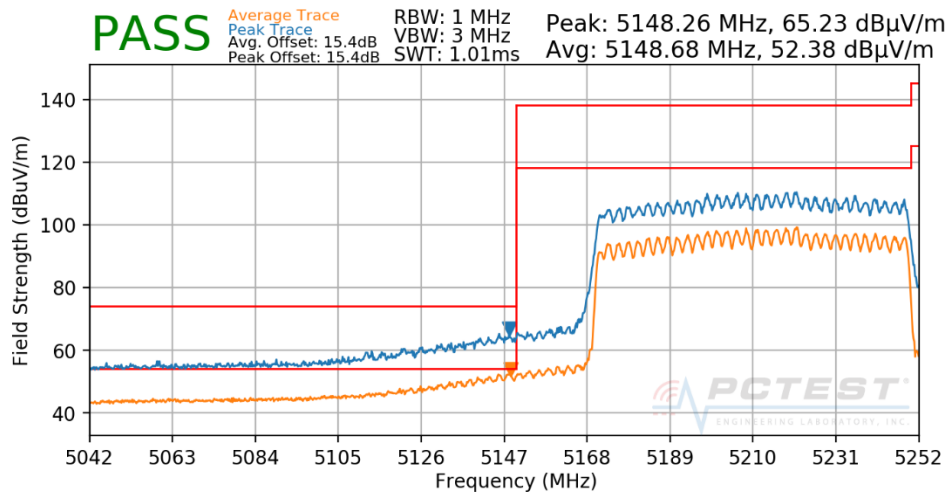


Plot 7-910. Radiated Upper Band Edge Plot CDD (Peak - UNII Band 3 - RU26)

FCC ID: BCGA2232		MEASUREMENT REPORT (CERTIFICATION)	Approved by: Quality Manager
Test Report S/N: 1C1912170055-13.BCG	Test Dates: 12/10/2019 - 02/25/2020	EUT Type: Tablet Device	Page 530 of 539

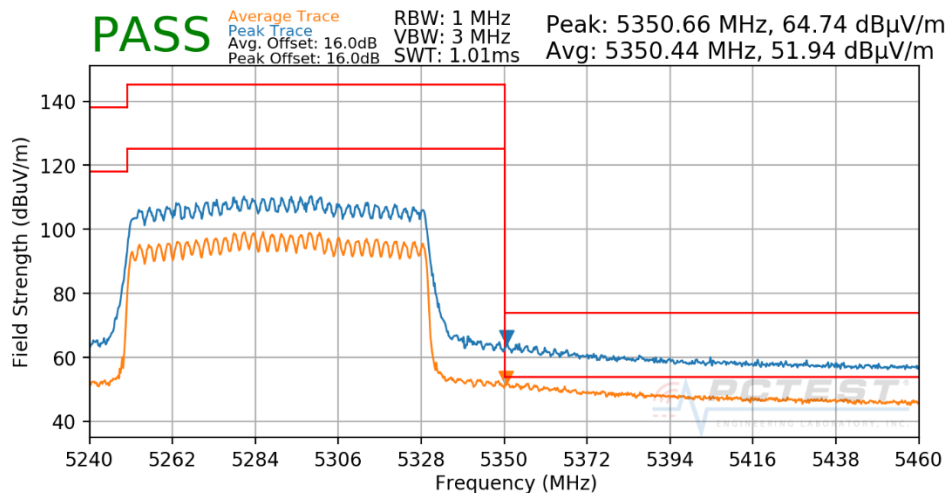
RU996

Worst Case Mode:	802.11ax
Worst Case Transfer Rate:	MCS0
RU Index:	67
Distance of Measurements:	3 Meters
Operating Frequency:	5210MHz
Channel:	42



Plot 7-911. Radiated Lower Band Edge Plot CDD (Peak & Average – UNII Band 1 – RU996)

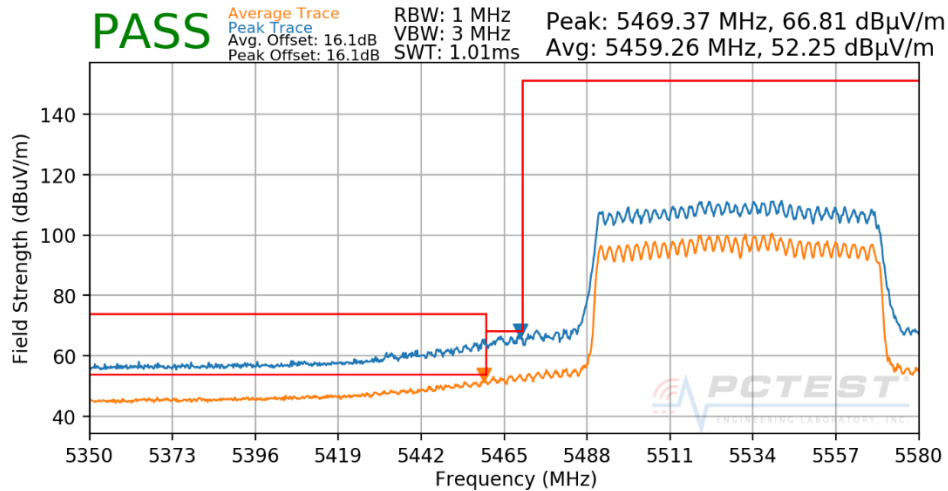
Worst Case Mode:	802.11ax
Worst Case Transfer Rate:	MCS0
RU Index:	67
Distance of Measurements:	3 Meters
Operating Frequency:	5290MHz
Channel:	58



Plot 7-912. Radiated Upper Band Edge Plot CDD (Peak & Average – UNII Band 2A – RU996)

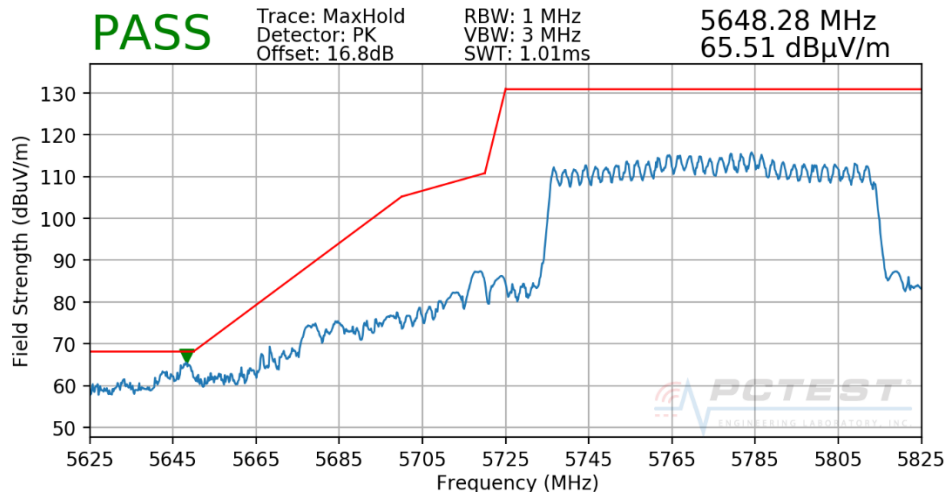
FCC ID: BCGA2232		MEASUREMENT REPORT (CERTIFICATION)	Approved by: Quality Manager
Test Report S/N: 1C1912170055-13.BCG	Test Dates: 12/10/2019 - 02/25/2020	EUT Type: Tablet Device	Page 531 of 539

Worst Case Mode: 802.11ax
 Worst Case Transfer Rate: MCS0
 RU Index: 67
 Distance of Measurements: 3 Meters
 Operating Frequency: 5530MHz
 Channel: 106



Plot 7-913. Radiated Lower Band Edge Plot CDD (Peak & Average – UNII Band 2C – RU996)

Worst Case Mode: 802.11ax
 Worst Case Transfer Rate: MCS0
 RU Index: 67
 Distance of Measurements: 3 Meters
 Operating Frequency: 5775MHz
 Channel: 155

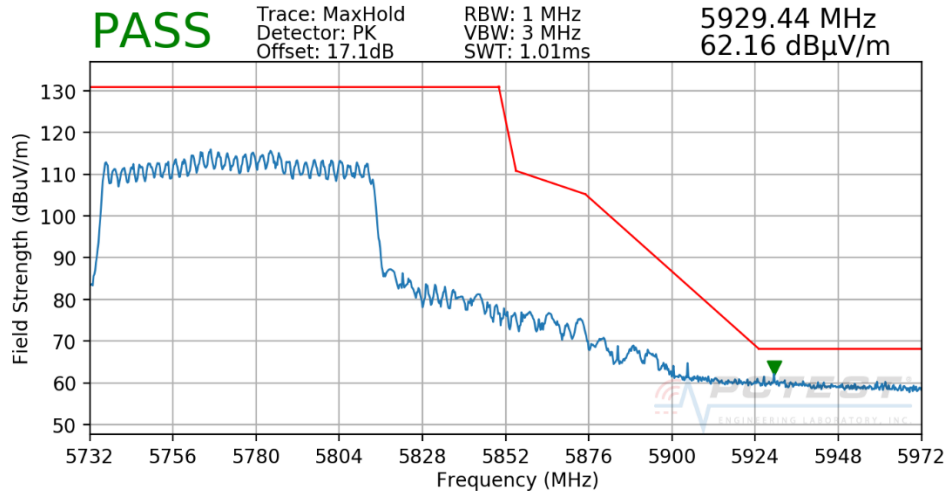


Plot 7-914. Radiated Lower Band Edge Plot CDD (Peak – UNII Band 3 – RU996)

FCC ID: BCGA2232		MEASUREMENT REPORT (CERTIFICATION)	Approved by: Quality Manager
Test Report S/N: 1C1912170055-13.BCG	Test Dates: 12/10/2019 - 02/25/2020	EUT Type: Tablet Device	Page 532 of 539



Worst Case Mode: 802.11ax
Worst Case Transfer Rate: MCS0
RU Index: 67
Distance of Measurements: 3 Meters
Operating Frequency: 5775MHz
Channel: 155



Plot 7-915. Radiated Upper Band Edge Plot CDD (Peak - UNII Band 3 - RU996)

FCC ID: BCGA2232		MEASUREMENT REPORT (CERTIFICATION)	Approved by: Quality Manager
Test Report S/N: 1C1912170055-13.BCG	Test Dates: 12/10/2019 - 02/25/2020	EUT Type: Tablet Device	Page 533 of 539

7.7 Radiated Spurious Emissions Measurements – Below 1GHz

§15.209; RSS-Gen [8.9]

Test Overview and Limit

All out of band radiated spurious emissions are measured with a spectrum analyzer connected to a receive antenna while the EUT is operating at its maximum duty cycle, at maximum power, and at the appropriate frequencies. All data rates and modes were investigated for radiated spurious emissions. Only the radiated emissions of the configuration that produced the worst case emissions are reported in this section.

All out of band emissions appearing in a restricted band as specified in Section 15.205 of the Title 47 CFR and Table 7 of RSS-Gen (8.10) must not exceed the limits shown in Table 7-155 per Section 15.209 and RSS-Gen (8.9).

Frequency	Field Strength [μ V/m]	Measured Distance [Meters]
0.009 – 0.490 MHz	2400/F (kHz)	300
0.490 – 1.705 MHz	24000/F (kHz)	30
1.705 – 30.00 MHz	30	30
30.00 – 88.00 MHz	100	3
88.00 – 216.0 MHz	150	3
216.0 – 960.0 MHz	200	3
Above 960.0 MHz	500	3

Table 7-155. Radiated Limits

Test Procedures Used

ANSI C63.10-2013

Test Settings

Quasi-Peak Field Strength Measurements

1. Analyzer center frequency was set to the frequency of the radiated spurious emission of interest
2. RBW = 120kHz (for emissions from 30MHz – 1GHz)
3. Detector = quasi-peak
4. Sweep time = auto couple
5. Trace mode = max hold
6. Trace was allowed to stabilize

FCC ID: BCGA2232		MEASUREMENT REPORT (CERTIFICATION)	Approved by: Quality Manager
Test Report S/N: 1C1912170055-13.BCG	Test Dates: 12/10/2019 - 02/25/2020	EUT Type: Tablet Device	Page 534 of 539

Test Setup

The EUT and measurement equipment were set up as shown in the diagrams below.

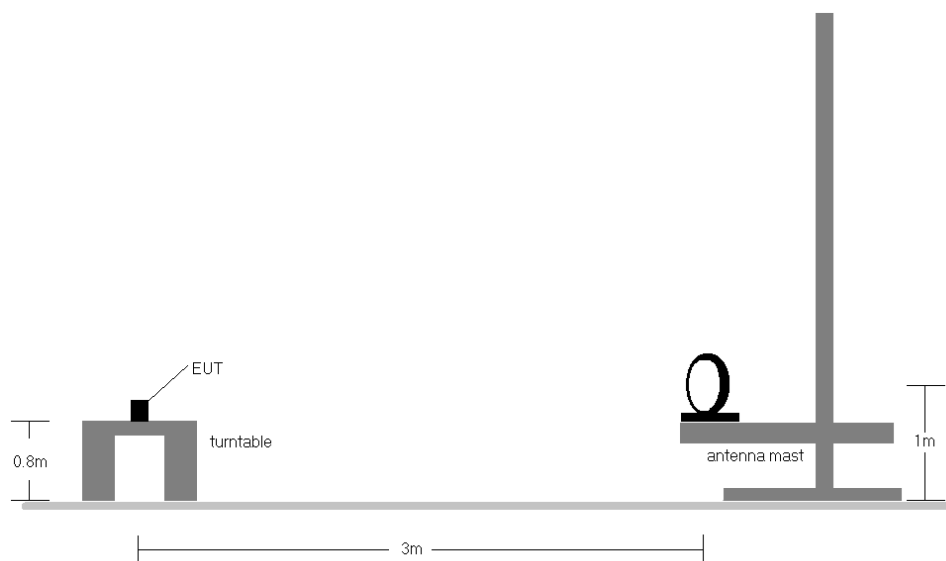


Figure 7-6. Radiated Test Setup < 30MHz

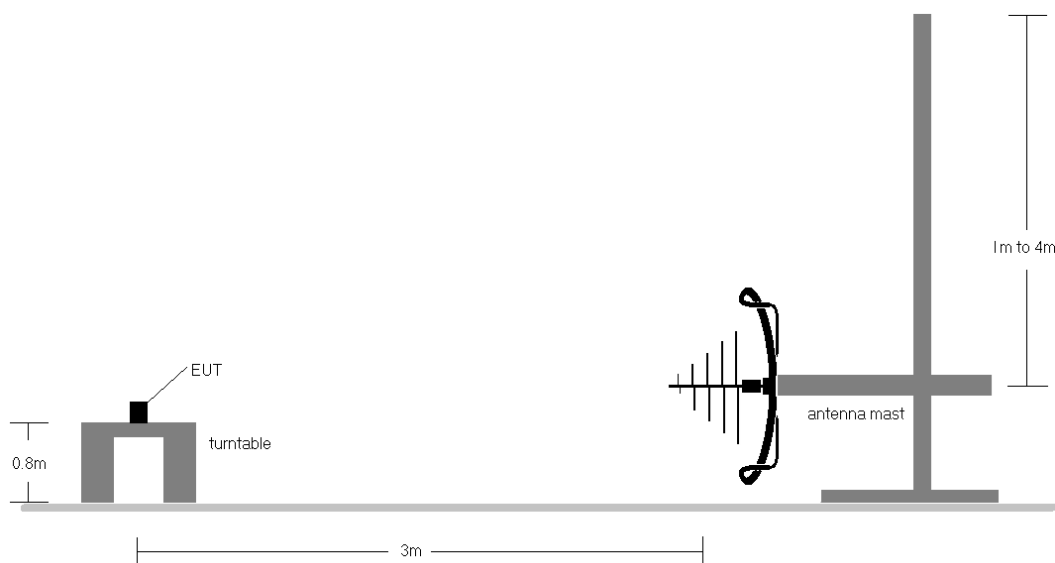


Figure 7-7. Radiated Test Setup < 1GHz

FCC ID: BCGA2232		MEASUREMENT REPORT (CERTIFICATION)	Approved by: Quality Manager
Test Report S/N: 1C1912170055-13.BCG	Test Dates: 12/10/2019 - 02/25/2020	EUT Type: Tablet Device	Page 535 of 539

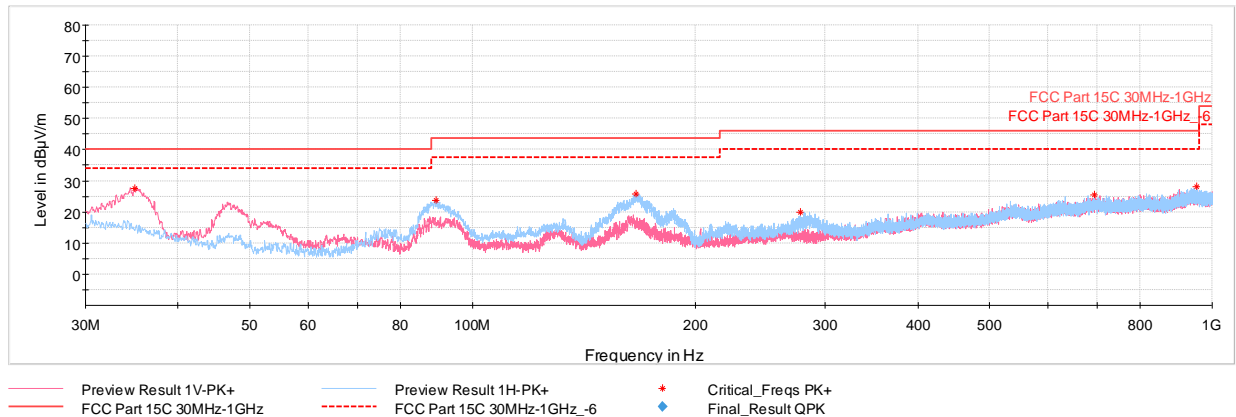
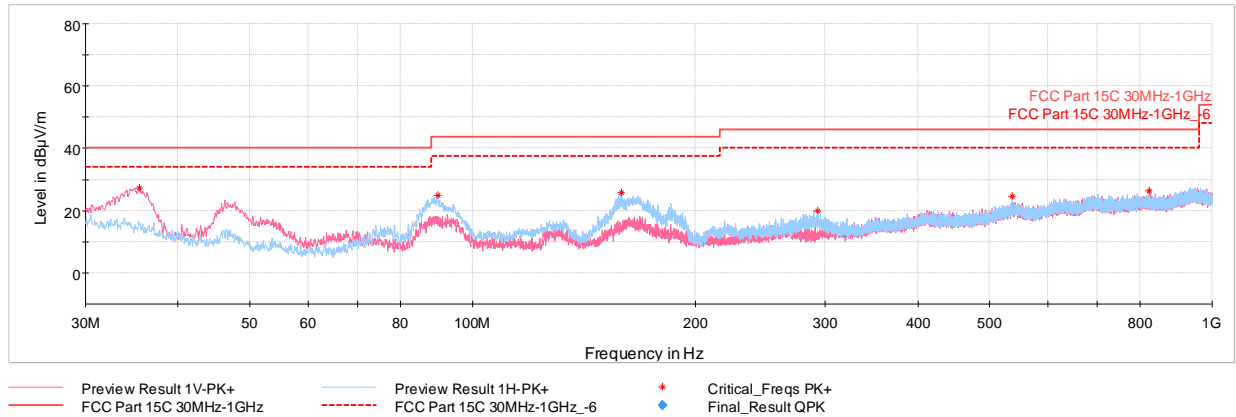
Test Notes

1. All emissions lying in restricted bands specified in §15.205 and RSS-Gen (8.10) are below the limit shown in Table 7-155.
2. The broadband receive antenna is manipulated through vertical and horizontal polarizations during the tests. The EUT is manipulated through three orthogonal planes.
3. This unit was tested with its standard battery.
4. The spectrum is investigated using a peak detector and final measurements are recorded using CISPR quasi peak detector on emissions within 6dB of the limit. The worst-case emissions are reported however emissions whose levels were not within 20dB of the respective limits were not reported.
5. Emissions were measured at a 3 meter test distance.
6. Emissions are investigated while operating on the center channel of the mode, band, and modulation that produced the worst case results during the transmitter spurious emissions testing.
7. No spurious emissions were detected within 20dB of the limit below 30MHz.
8. The results recorded using the broadband antenna is known to correlate with the results obtained by using a tuned dipole with an acceptable degree of accuracy. The VSWR for the measurement antenna was found to be less than 2:1.
9. The wide spectrum spurious emissions plots shown on the following pages are used only for the purpose of emission identification. There were no emissions detected in the 30MHz – 1GHz frequency range, as shown in the subsequent plots.
10. All antenna configurations were investigated and only the worst case is reported.
11. For radiated measurements, emissions were investigated for the fully-loaded RU configuration and for all of the partially-loaded RU configurations. Among all of the available partially-loaded RU configurations, only the configuration with the worst case emissions is reported.

FCC ID: BCGA2232		MEASUREMENT REPORT (CERTIFICATION)	Approved by: Quality Manager
Test Report S/N: 1C1912170055-13.BCG	Test Dates: 12/10/2019 - 02/25/2020	EUT Type: Tablet Device	Page 536 of 539

CDD/SDM Radiated Spurious Emissions Measurements (Below 1GHz)

§15.209; RSS-Gen [8.9]



FCC ID: BCGA2232		MEASUREMENT REPORT (CERTIFICATION)	Approved by: Quality Manager
Test Report S/N: 1C1912170055-13.BCG	Test Dates: 12/10/2019 - 02/25/2020	EUT Type: Tablet Device	Page 537 of 539

Frequency [MHz]	Detector	Ant. Pol. [H/V]	Antenna Height [cm]	Turntable Azimuth [degree]	Analyzer Level [dBm]	AFCL [dB/m]	Field Strength [dBμV/m]	Limit [dBμV/m]	Margin [dB]
35.48	Max Peak	V	100	15	-64.92	-14.92	27.16	40.00	-12.84
89.75	Max Peak	H	250	200	-61.34	-20.91	24.75	43.52	-18.77
159.25	Max Peak	H	100	83	-64.76	-16.49	25.75	43.52	-17.77
293.02	Max Peak	H	100	42	-73.12	-14.06	19.82	46.02	-26.20
536.44	Max Peak	H	100	199	-77.66	-4.89	24.45	46.02	-21.57
821.13	Max Peak	V	100	155	-79.05	-1.65	26.30	46.02	-19.72

Table 7-156. Radiated Spurious Emissions below 1GHz CDD/SDM (RU242 – Ch. 36), with AC/DC Adapter

Frequency [MHz]	Detector	Ant. Pol. [H/V]	Antenna Height [cm]	Turntable Azimuth [degree]	Analyzer Level [dBm]	AFCL [dB/m]	Field Strength [dBμV/m]	Limit [dBμV/m]	Margin [dB]
34.95	Max Peak	V	100	253	-65.01	-14.59	27.40	40.00	-12.60
89.27	Max Peak	H	250	42	-62.38	-20.93	23.69	43.52	-19.83
166.62	Max Peak	H	100	69	-63.57	-17.75	25.68	43.52	-17.85
277.64	Max Peak	H	100	42	-73.06	-14.02	19.92	46.02	-26.10
692.80	Max Peak	H	100	343	-79.38	-2.27	25.35	46.02	-20.67
953.00	Max Peak	H	100	195	-79.14	0.24	28.10	46.02	-17.92

Table 7-157. Radiated Spurious Emissions below 1GHz CDD/SDM (RU242 – Ch. 36), with AC/DC Adapter

FCC ID: BCGA2232	 MEASUREMENT REPORT (CERTIFICATION)		Approved by: Quality Manager
Test Report S/N: 1C1912170055-13.BCG	Test Dates: 12/10/2019 - 02/25/2020	EUT Type: Tablet Device	Page 538 of 539

8.0 CONCLUSION

The data collected relate only the item(s) tested and show that the **Apple Tablet Device FCC ID: BCGA2232** is in compliance with Part 15 Subpart E (15.407) of the FCC Rules and RSS-247 of the Innovation, Science and Economic Development Canada Rules.

FCC ID: BCGA2232		MEASUREMENT REPORT (CERTIFICATION)	Approved by: Quality Manager
Test Report S/N: 1C1912170055-13.BCG	Test Dates: 12/10/2019 - 02/25/2020	EUT Type: Tablet Device	Page 539 of 539