
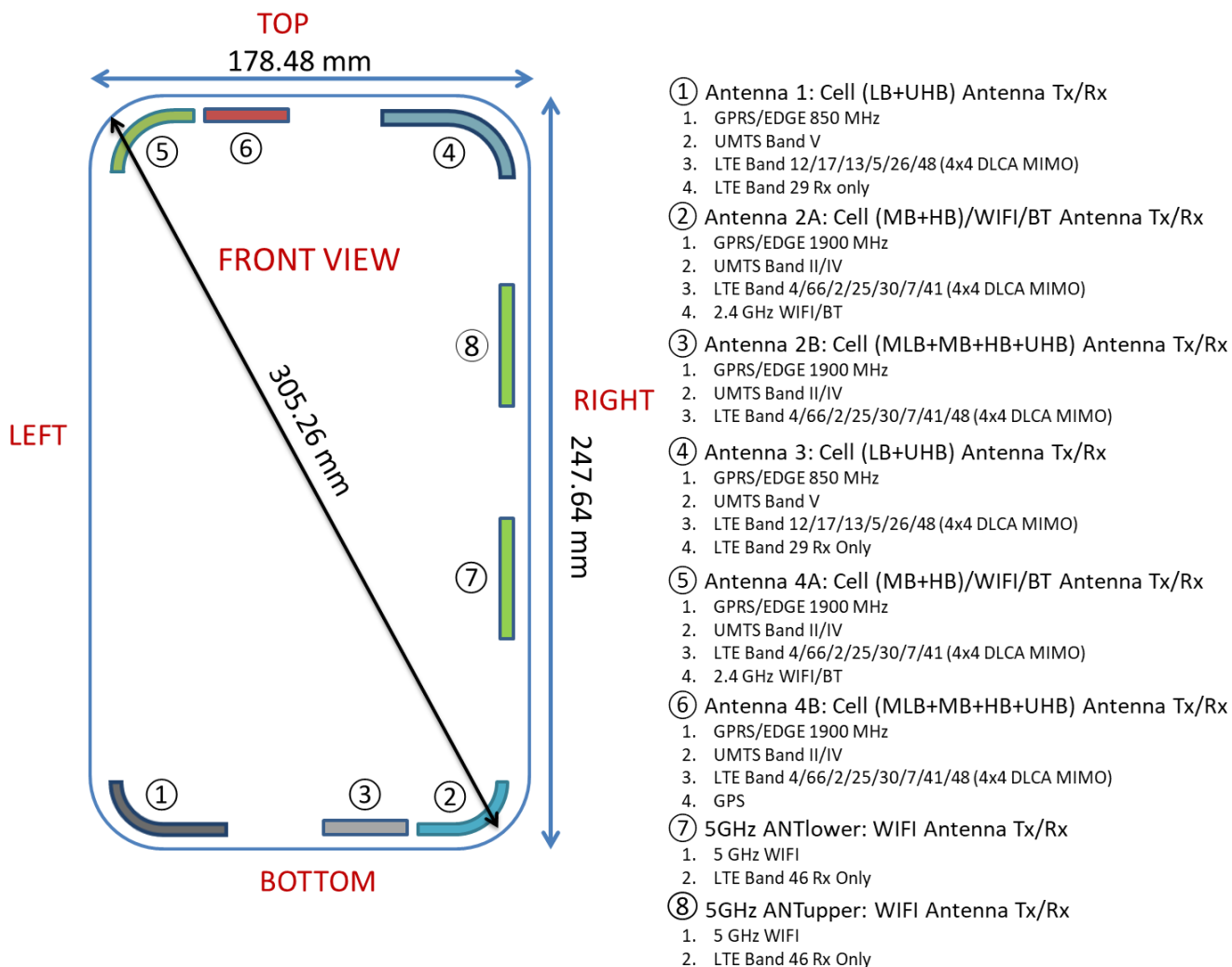


## APPENDIX E: DUT ANTENNA DIAGRAM & SAR TEST SETUP PHOTOGRAPHS


<b>FCC ID:</b> BCGA2230	 <b>SAR EVALUATION REPORT</b>	<b>Approved by:</b> Quality Manager
<b>Test Dates:</b> 12/16/2019 – 1/14/2020	<b>DUT Type:</b> Tablet Device	<b>APPENDIX E:</b> Page 1 of 5



Note: Exact antenna dimensions and separation distances are shown in the Technical Descriptions in the FCC Filing.

**Figure E-1**  
**DUT Antenna Locations**


FCC ID: BCGA2230	<b>PCTEST</b>	<b>SAR EVALUATION REPORT</b>	<b>Approved by:</b> Quality Manager
<b>Test Dates:</b> 12/16/2019 – 1/14/2020	<b>DUT Type:</b> Tablet Device		APPENDIX E: Page 2 of 5



**SAR Test Setup Photo 1: Back Side at 0.0 cm – Ant 3/4A/4B/5GHz ANTupper**



**SAR Test Setup Photo 2: Back Side at 0.0 cm – Ant 1/2A/2B/5GHz ANTlower**


FCC ID: BCGA2230	 <b>PCTEST</b>	<b>SAR EVALUATION REPORT</b>	Approved by: Quality Manager
Test Dates: 12/16/2019 – 1/14/2020	DUT Type: Tablet Device		APPENDIX E: Page 3 of 5



**SAR Test Setup Photo 3: Top Edge at 0.0 cm**



**SAR Test Setup Photo 4: Bottom Edge at 0.0 cm**


<b>FCC ID:</b> BCGA2230	 <b>SAR EVALUATION REPORT</b>	<b>Approved by:</b> Quality Manager
<b>Test Dates:</b> 12/16/2019 – 1/14/2020	<b>DUT Type:</b> Tablet Device	<b>APPENDIX E:</b> Page 4 of 5



**SAR Test Setup Photo 5: Right Edge at 0.0 cm**



**SAR Test Setup Photo 6: Left Edge at 0.0 cm**

FCC ID: BCGA2230	 <b>PCTEST</b>	<b>SAR EVALUATION REPORT</b>	<b>Approved by:</b> Quality Manager
<b>Test Dates:</b> 12/16/2019 – 1/14/2020	<b>DUT Type:</b> Tablet Device		APPENDIX E: Page 5 of 5