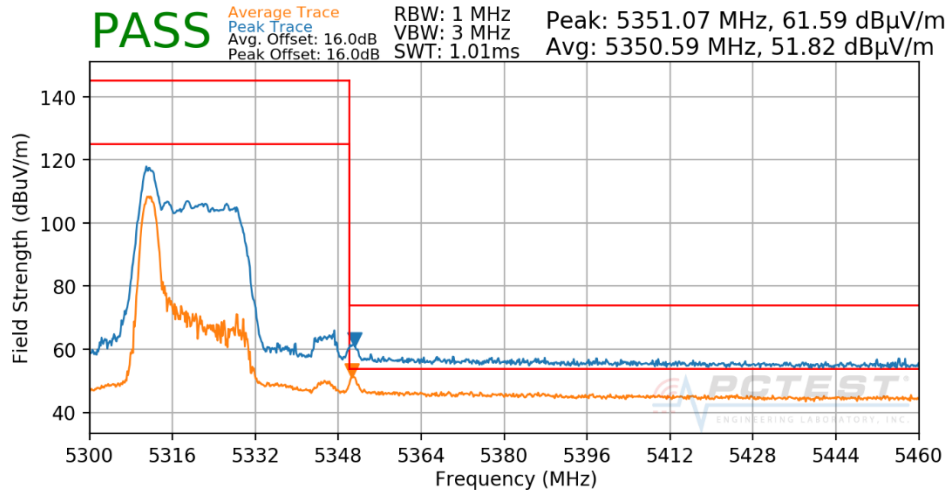


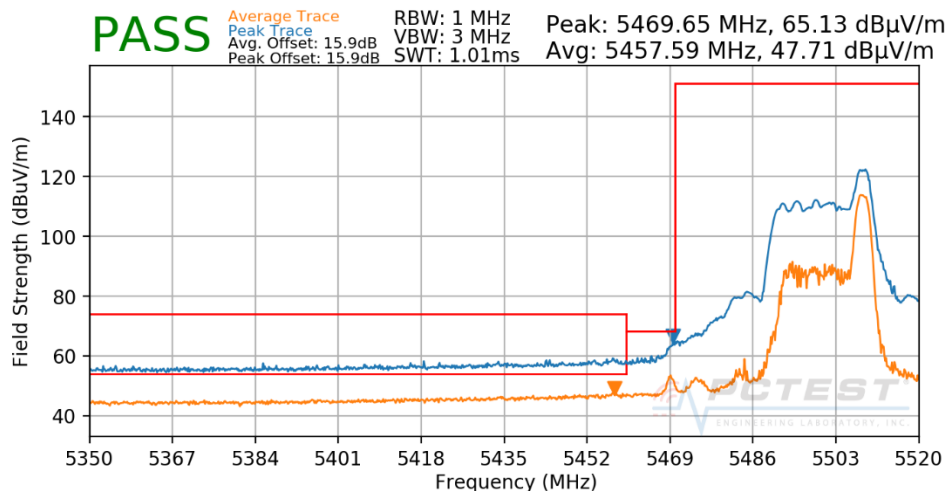


Worst Case Mode: 802.11ax
Worst Case Transfer Rate: MCS0
RU Index: 0
Distance of Measurements: 3 Meters
Operating Frequency: 5320MHz
Channel: 64



Plot 7-841. Radiated Upper Band Edge Plot SISO CORE 1 (Peak & Average – UNII Band 2A – RU26)

Worst Case Mode: 802.11ax
Worst Case Transfer Rate: MCS0
RU Index: 8
Distance of Measurements: 3 Meters
Operating Frequency: 5500MHz
Channel: 100

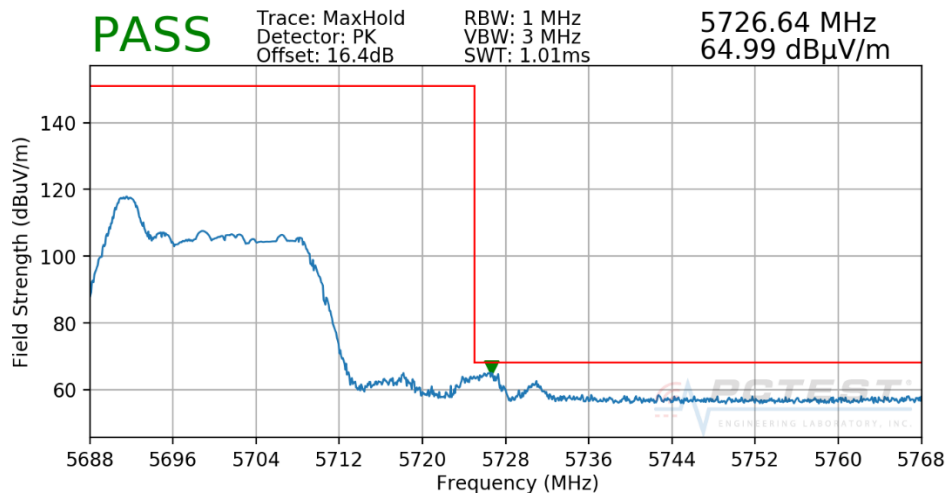


Plot 7-842. Radiated Lower Band Edge Plot SISO CORE 1 (Peak & Average – UNII Band 2C – RU26)

FCC ID: BCGA2229		MEASUREMENT REPORT (CERTIFICATION)	Approved by: Quality Manager
Test Report S/N: 1C1912170053-09-R1.BCG	Test Dates: 12/10/2019 - 02/12/2020	EUT Type: Tablet Device	Page 509 of 563

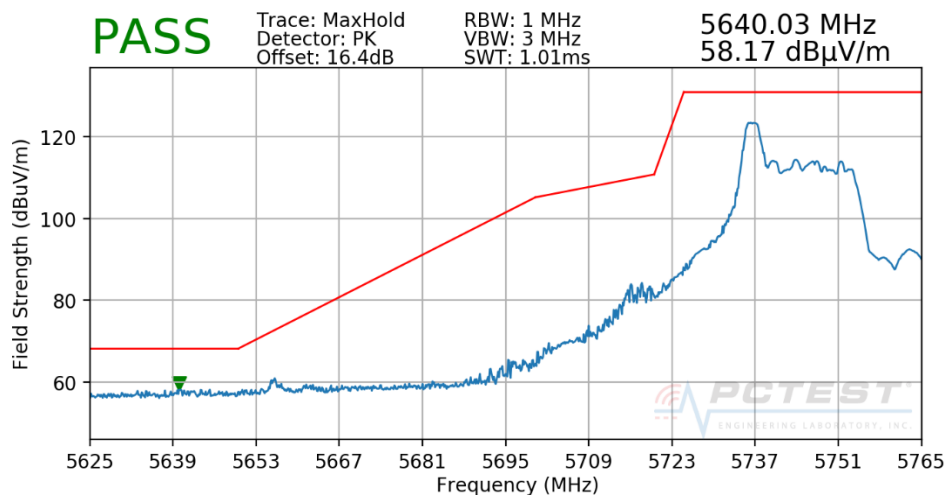


Worst Case Mode: 802.11ax
 Worst Case Transfer Rate: MCS0
 RU Index: 0
 Distance of Measurements: 3 Meters
 Operating Frequency: 5700MHz
 Channel: 140



Plot 7-843. Radiated Upper Band Edge Plot SISO CORE 1 (Peak – UNII Band 2C – RU26)

Worst Case Mode: 802.11ax
 Worst Case Transfer Rate: MCS0
 RU Index: 0
 Distance of Measurements: 3 Meters
 Operating Frequency: 5745MHz
 Channel: 149

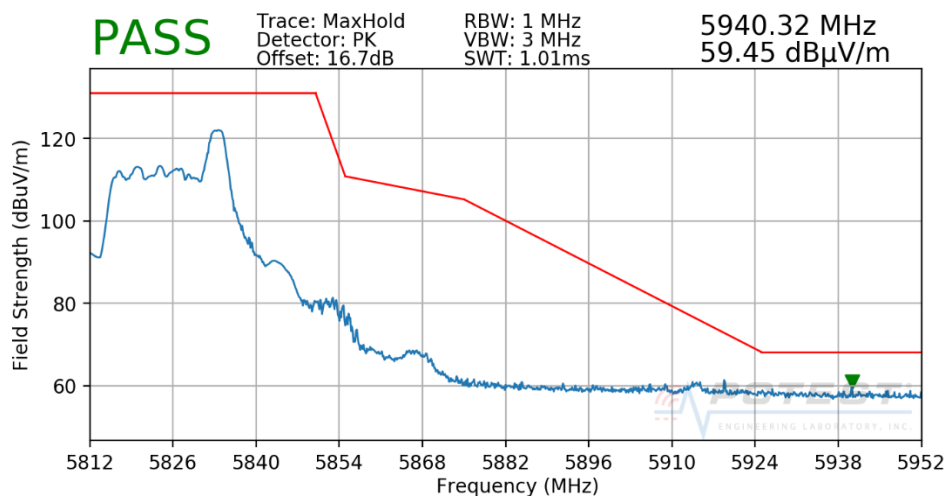


Plot 7-844. Radiated Lower Band Edge Plot SISO CORE 1 (Peak – UNII Band 3 – RU26)

FCC ID: BCGA2229	MEASUREMENT REPORT (CERTIFICATION)		Approved by: Quality Manager
Test Report S/N: 1C1912170053-09-R1.BCG	Test Dates: 12/10/2019 - 02/12/2020	EUT Type: Tablet Device	Page 510 of 563



Worst Case Mode: 802.11ax
Worst Case Transfer Rate: MCS0
RU Index: 8
Distance of Measurements: 3 Meters
Operating Frequency: 5825MHz
Channel: 165



Plot 7-845. Radiated Upper Band Edge Plot SISO CORE 1 (Peak – UNII Band 3 – RU26)

FCC ID: BCGA2229		MEASUREMENT REPORT (CERTIFICATION)	Approved by: Quality Manager
Test Report S/N: 1C1912170053-09-R1.BCG	Test Dates: 12/10/2019 - 02/12/2020	EUT Type: Tablet Device	Page 511 of 563

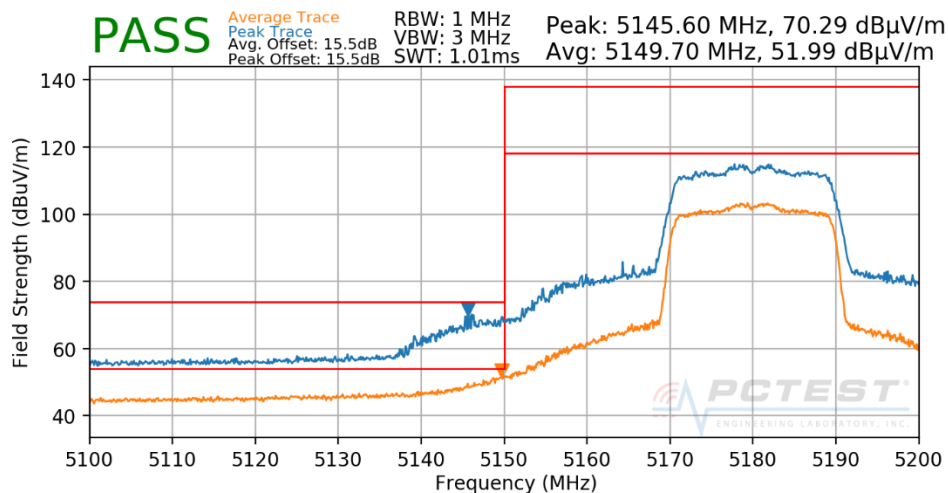
© 2020 PCTEST

V 9.0 02/01/2019

All rights reserved. Unless otherwise specified, no part of this report may be reproduced or utilized in any part, form or by any means, electronic or mechanical, including photocopying and microfilm, without permission in writing from PCTEST. If you have any questions about this international copyright or have an enquiry about obtaining additional rights to this report or assembly of contents thereof, please contact INFO@PCTEST.COM.

RU242

Worst Case Mode:	802.11ax
Worst Case Transfer Rate:	MCS0
RU Index:	61
Distance of Measurements:	3 Meters
Operating Frequency:	5180MHz
Channel:	36

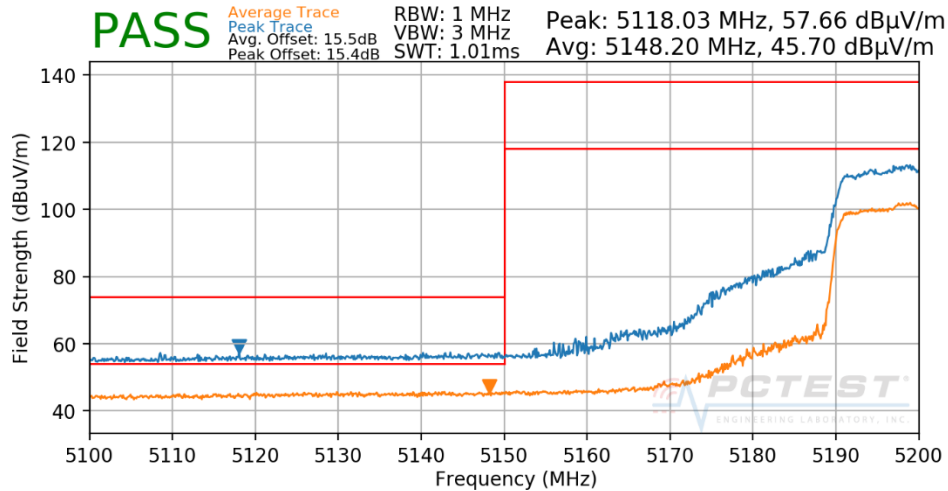


Plot 7-846. Radiated Lower Band Edge Plot SISO CORE 1 (Peak & Average – UNII Band 1 – RU242)

FCC ID: BCGA2229	 MEASUREMENT REPORT (CERTIFICATION)		Approved by: Quality Manager
Test Report S/N: 1C1912170053-09-R1.BCG	Test Dates: 12/10/2019 - 02/12/2020	EUT Type: Tablet Device	Page 512 of 563

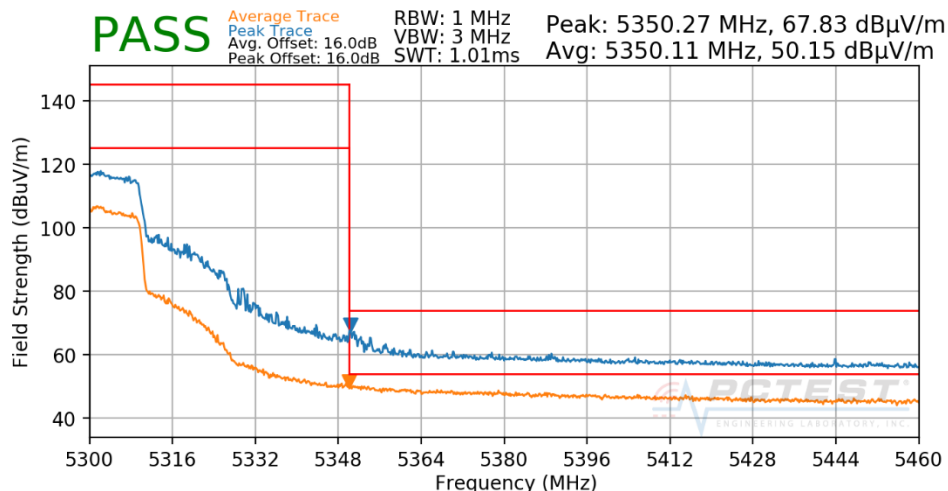


Worst Case Mode: 802.11ax
Worst Case Transfer Rate: MCS0
RU Index: 61
Distance of Measurements: 3 Meters
Operating Frequency: 5200MHz
Channel: 40



Plot 7-847. Radiated Lower Band Edge Plot SISO CORE 1 (Peak & Average – UNII Band 1 – RU242)

Worst Case Mode: 802.11ax
Worst Case Transfer Rate: MCS0
RU Index: 61
Distance of Measurements: 3 Meters
Operating Frequency: 5300MHz
Channel: 60

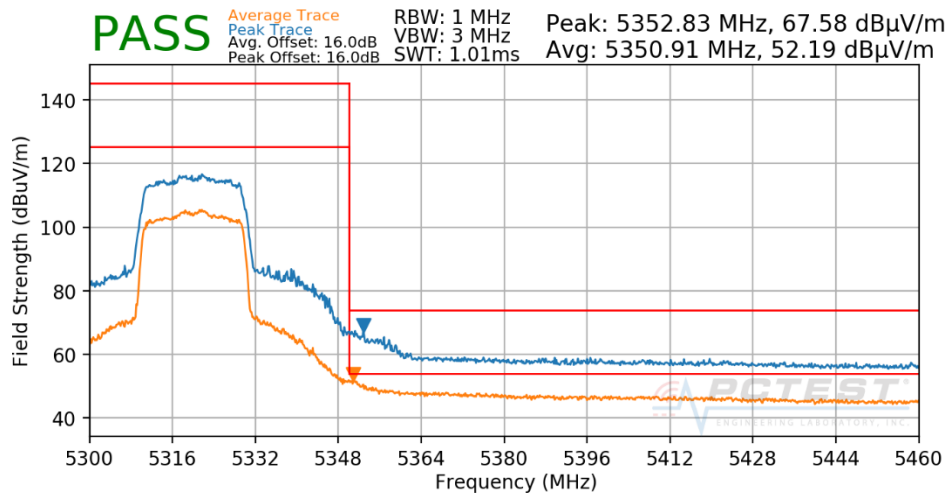


Plot 7-848. Radiated Upper Band Edge Plot SISO CORE 1 (Peak & Average – UNII Band 2A – RU242)

FCC ID: BCGA2229		MEASUREMENT REPORT (CERTIFICATION)	Approved by: Quality Manager
Test Report S/N: 1C1912170053-09-R1.BCG	Test Dates: 12/10/2019 - 02/12/2020	EUT Type: Tablet Device	Page 513 of 563

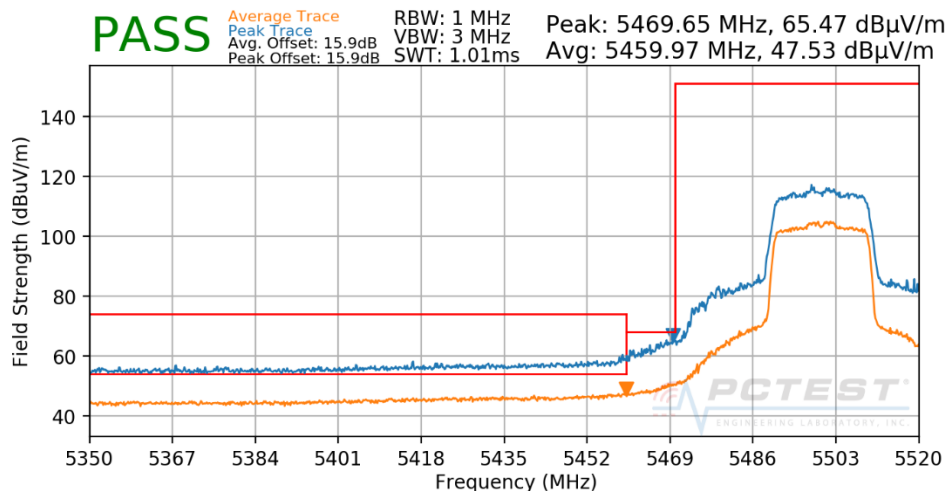


Worst Case Mode: 802.11ax
Worst Case Transfer Rate: MCS0
RU Index: 61
Distance of Measurements: 3 Meters
Operating Frequency: 5320MHz
Channel: 64



Plot 7-849. Radiated Upper Band Edge Plot SISO CORE 1 (Peak & Average – UNII Band 2A – RU242)

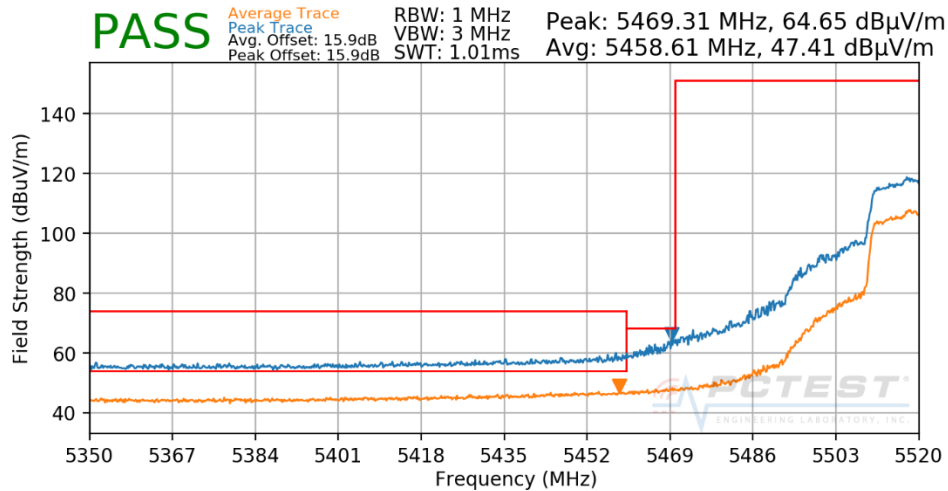
Worst Case Mode: 802.11ax
Worst Case Transfer Rate: MCS0
RU Index: 61
Distance of Measurements: 3 Meters
Operating Frequency: 5500MHz
Channel: 100



Plot 7-850. Radiated Lower Band Edge Plot SISO CORE 1 (Peak & Average – UNII Band 2C – RU242)

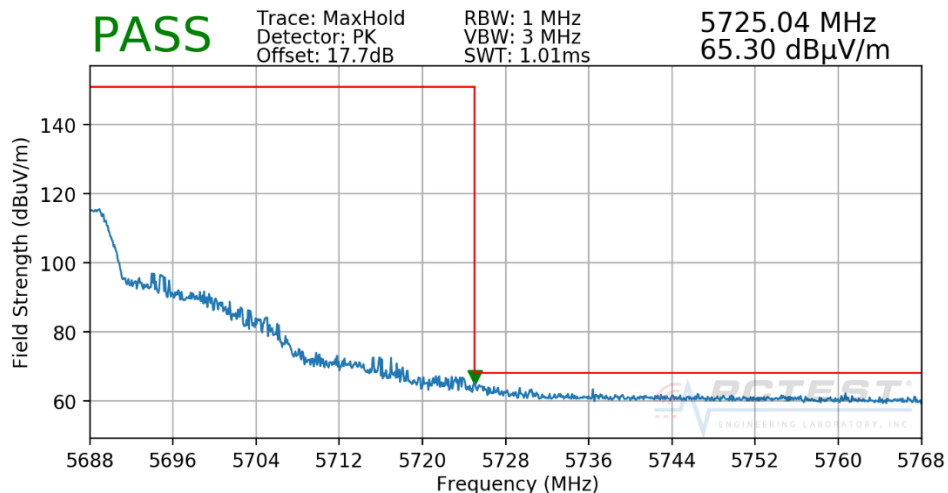
FCC ID: BCGA2229		MEASUREMENT REPORT (CERTIFICATION)	Approved by: Quality Manager
Test Report S/N: 1C1912170053-09-R1.BCG	Test Dates: 12/10/2019 - 02/12/2020	EUT Type: Tablet Device	Page 514 of 563

Worst Case Mode: 802.11ax
 Worst Case Transfer Rate: MCS0
 RU Index: 61
 Distance of Measurements: 3 Meters
 Operating Frequency: 5520MHz
 Channel: 104



Plot 7-851. Radiated Lower Band Edge Plot SISO CORE 1 (Peak & Average – UNII Band 2C – RU242)

Worst Case Mode: 802.11ax
 Worst Case Transfer Rate: MCS0
 RU Index: 61
 Distance of Measurements: 3 Meters
 Operating Frequency: 5680MHz
 Channel: 136

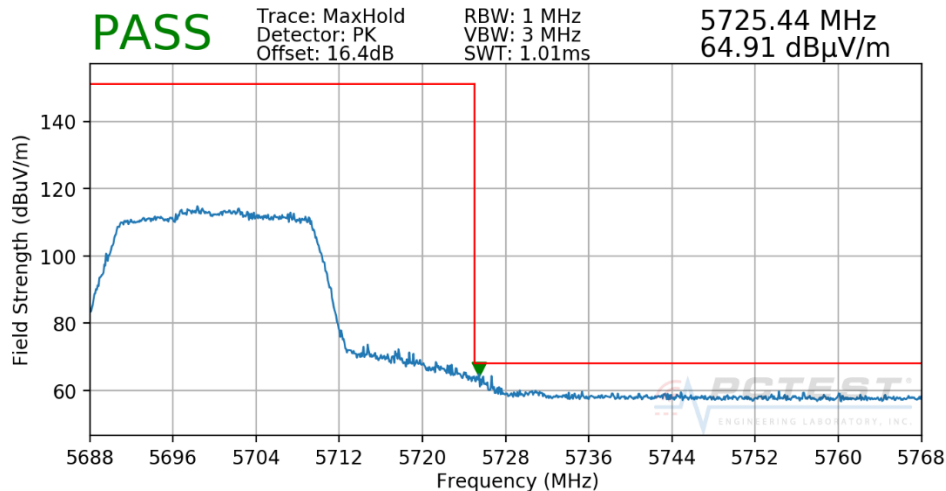


Plot 7-852. Radiated Upper Band Edge Plot SISO CORE 1 (Peak – UNII Band 2C – RU242)

FCC ID: BCGA2229	 MEASUREMENT REPORT (CERTIFICATION)		Approved by: Quality Manager
Test Report S/N: 1C1912170053-09-R1.BCG	Test Dates: 12/10/2019 - 02/12/2020	EUT Type: Tablet Device	Page 515 of 563

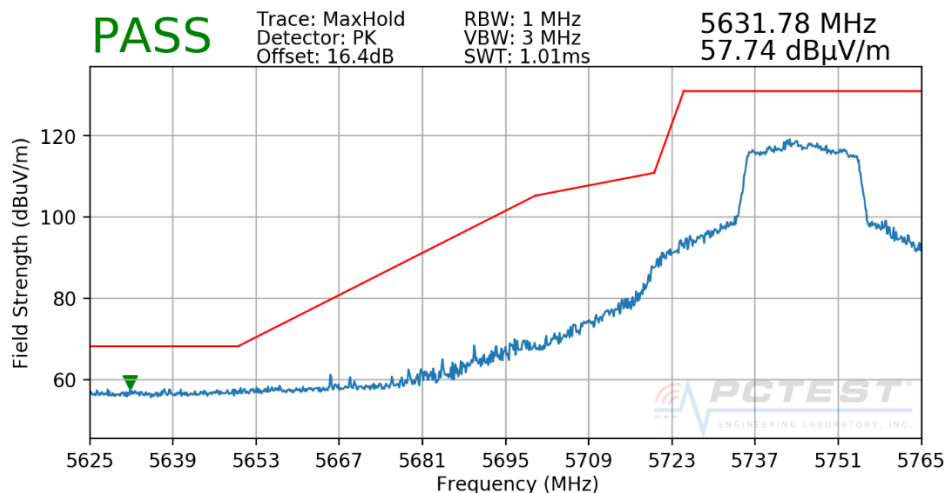


Worst Case Mode: 802.11ax
Worst Case Transfer Rate: MCS0
RU Index: 61
Distance of Measurements: 3 Meters
Operating Frequency: 5700MHz
Channel: 140



Plot 7-853. Radiated Upper Band Edge Plot SISO CORE 1 (Peak - UNII Band 2C - RU242)

Worst Case Mode: 802.11ax
Worst Case Transfer Rate: MCS0
RU Index: 61
Distance of Measurements: 3 Meters
Operating Frequency: 5745MHz
Channel: 149

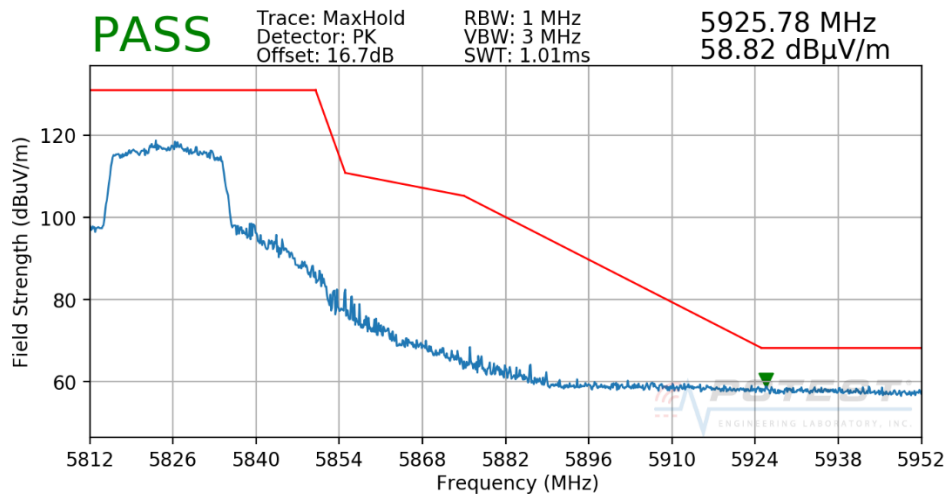


Plot 7-854. Radiated Lower Band Edge Plot SISO CORE 1 (Peak - UNII Band 3 - RU242)

FCC ID: BCGA2229	MEASUREMENT REPORT (CERTIFICATION)		Approved by: Quality Manager
Test Report S/N: 1C1912170053-09-R1.BCG	Test Dates: 12/10/2019 - 02/12/2020	EUT Type: Tablet Device	Page 516 of 563



Worst Case Mode: 802.11ax
Worst Case Transfer Rate: MCS0
RU Index: 61
Distance of Measurements: 3 Meters
Operating Frequency: 5825MHz
Channel: 165



Plot 7-855. Radiated Upper Band Edge Plot SISO CORE 1 (Peak – UNII Band 3 – RU242)

FCC ID: BCGA2229	MEASUREMENT REPORT (CERTIFICATION)		Approved by: Quality Manager
Test Report S/N: 1C1912170053-09-R1.BCG	Test Dates: 12/10/2019 - 02/12/2020	EUT Type: Tablet Device	Page 517 of 563

© 2020 PCTEST

V 9.0 02/01/2019

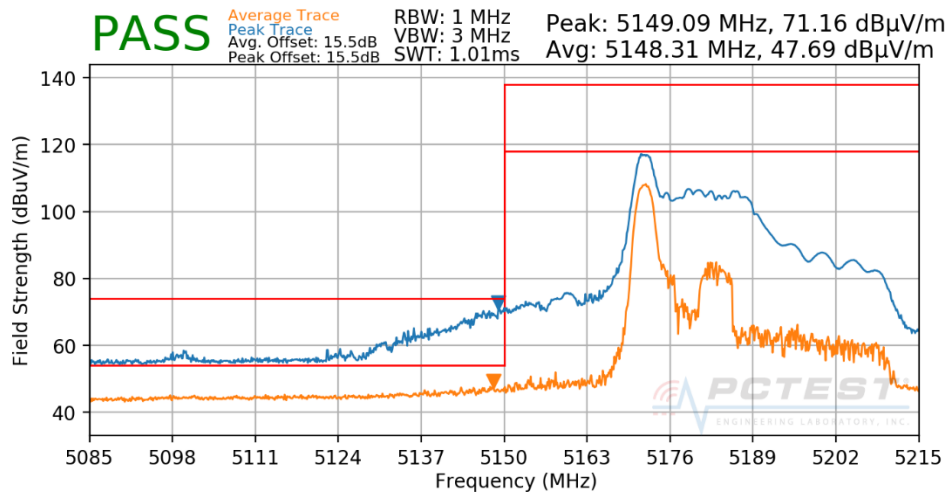
All rights reserved. Unless otherwise specified, no part of this report may be reproduced or utilized in any part, form or by any means, electronic or mechanical, including photocopying and microfilm, without permission in writing from PCTEST. If you have any questions about this international copyright or have an enquiry about obtaining additional rights to this report or assembly of contents thereof, please contact INFO@PCTEST.COM.

6.6.8 SISO Core 1 Radiated Band Edge Measurements (40MHz BW)

§15.407(b.1)(b.2) §15.205 §15.209; RSS-Gen [8.9]

RU26

Worst Case Mode:	802.11ax
Worst Case Transfer Rate:	MCS0
RU Index:	0
Distance of Measurements:	3 Meters
Operating Frequency:	5190MHz
Channel:	38

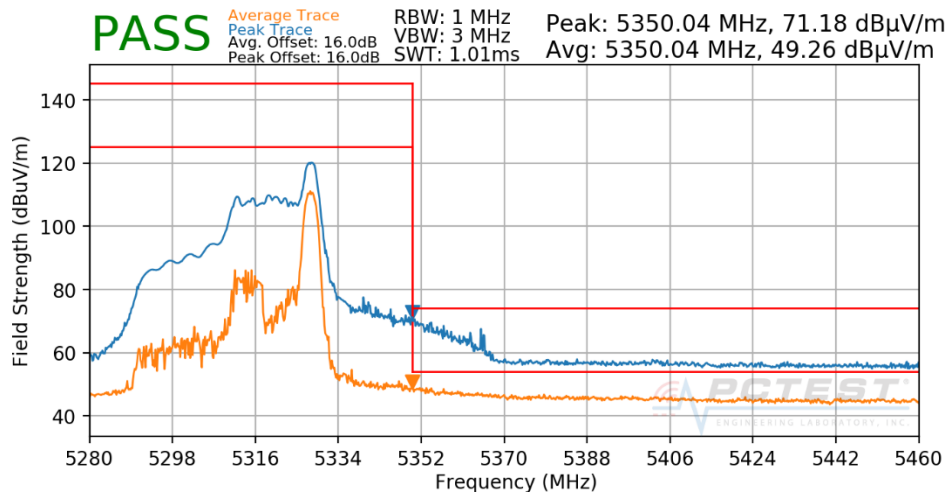


Plot 7-856. Radiated Lower Band Edge Plot SISO CORE 1 (Peak & Average – UNII Band 1 – RU26)

FCC ID: BCGA2229		MEASUREMENT REPORT (CERTIFICATION)	Approved by: Quality Manager
Test Report S/N: 1C1912170053-09-R1.BCG	Test Dates: 12/10/2019 - 02/12/2020	EUT Type: Tablet Device	Page 518 of 563

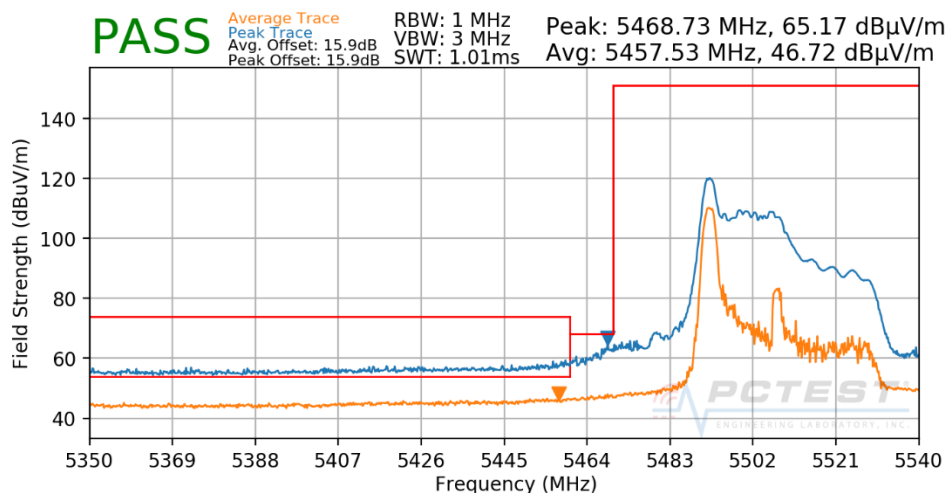


Worst Case Mode: 802.11ax
Worst Case Transfer Rate: MCS0
RU Index: 17
Distance of Measurements: 3 Meters
Operating Frequency: 5310MHz
Channel: 62



Plot 7-857. Radiated Upper Band Edge Plot SISO CORE 1 (Peak & Average – UNII Band 2A – RU26)

Worst Case Mode: 802.11ax
Worst Case Transfer Rate: MCS0
RU Index: 0
Distance of Measurements: 3 Meters
Operating Frequency: 5510MHz
Channel: 102

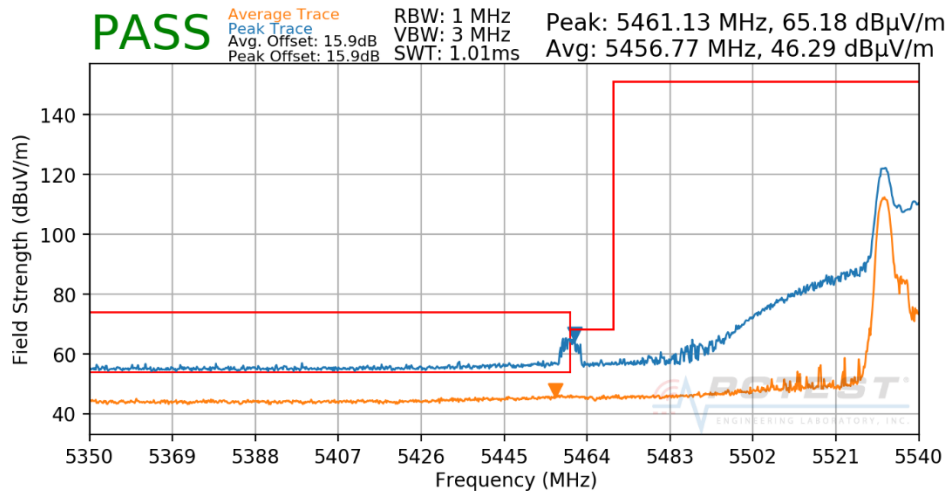


Plot 7-858. Radiated Lower Band Edge Plot SISO CORE 1 (Peak & Average – UNII Band 2C – RU26)

FCC ID: BCGA2229		MEASUREMENT REPORT (CERTIFICATION)	Approved by: Quality Manager
Test Report S/N: 1C1912170053-09-R1.BCG	Test Dates: 12/10/2019 - 02/12/2020	EUT Type: Tablet Device	Page 519 of 563

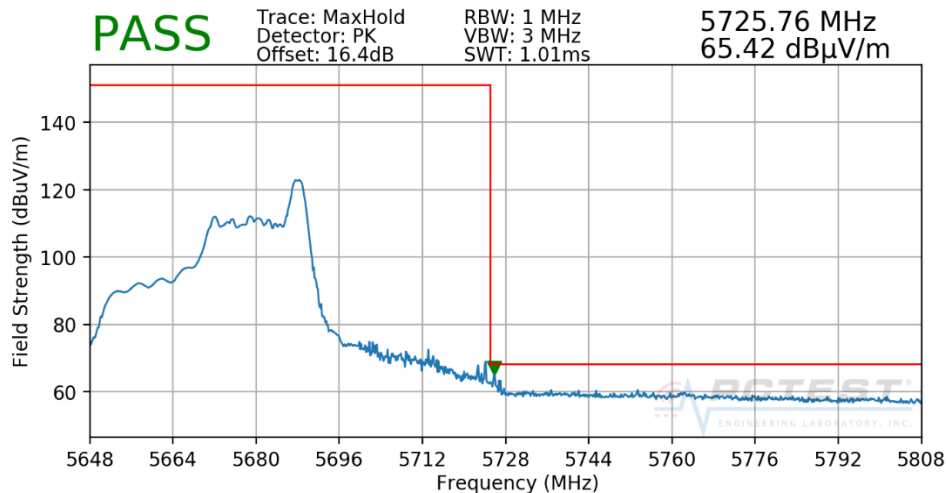


Worst Case Mode: 802.11ax
 Worst Case Transfer Rate: MCS0
 RU Index: 0
 Distance of Measurements: 3 Meters
 Operating Frequency: 5550MHz
 Channel: 110



Plot 7-859. Radiated Lower Band Edge Plot SISO CORE 1 (Peak & Average – UNII Band 2C – RU26)

Worst Case Mode: 802.11ax
 Worst Case Transfer Rate: MCS0
 RU Index: 17
 Distance of Measurements: 3 Meters
 Operating Frequency: 5670MHz
 Channel: 134

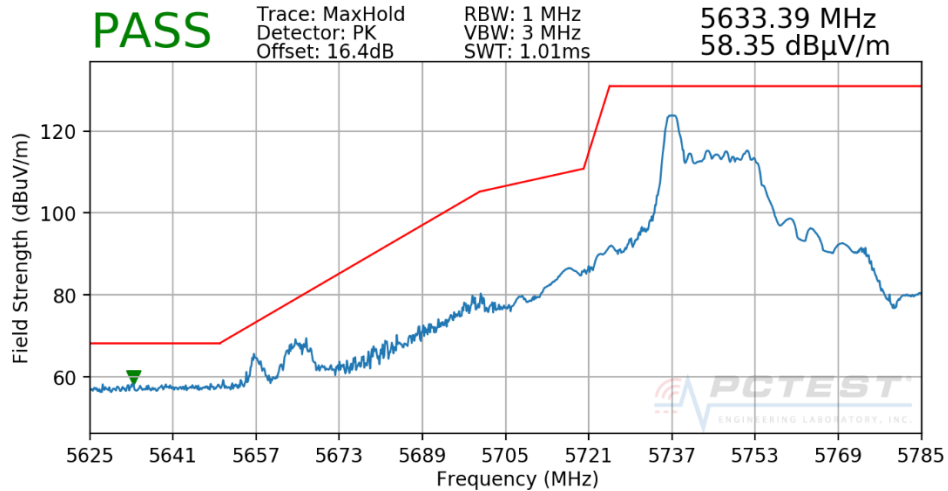


Plot 7-860. Radiated Upper Band Edge Plot SISO CORE 1 (Peak – UNII Band 2C – RU26)

FCC ID: BCGA2229	MEASUREMENT REPORT (CERTIFICATION)		Approved by: Quality Manager
Test Report S/N: 1C1912170053-09-R1.BCG	Test Dates: 12/10/2019 - 02/12/2020	EUT Type: Tablet Device	Page 520 of 563

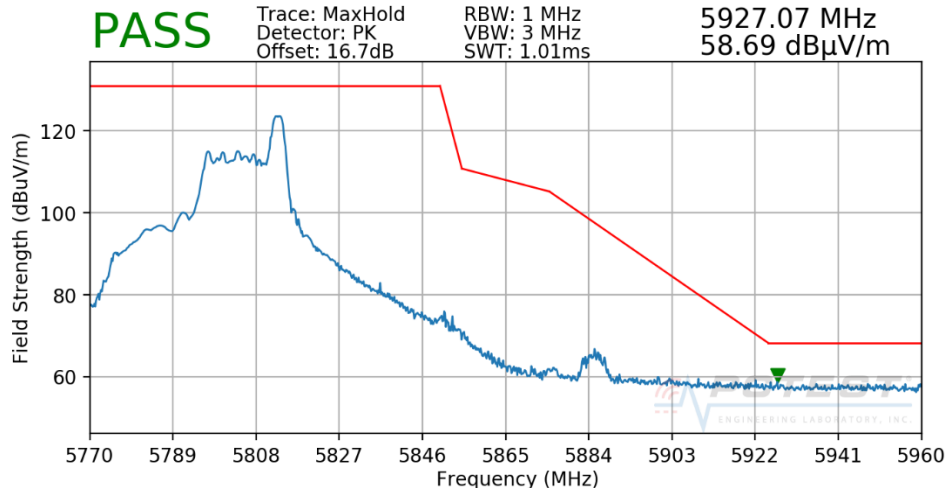


Worst Case Mode: 802.11ax
 Worst Case Transfer Rate: MCS0
 RU Index: 0
 Distance of Measurements: 3 Meters
 Operating Frequency: 5755MHz
 Channel: 151



Plot 7-861. Radiated Lower Band Edge Plot SISO CORE 1 (Peak – UNII Band 3 – RU26)

Worst Case Mode: 802.11ax
 Worst Case Transfer Rate: MCS0
 RU Index: 17
 Distance of Measurements: 3 Meters
 Operating Frequency: 5795MHz
 Channel: 159

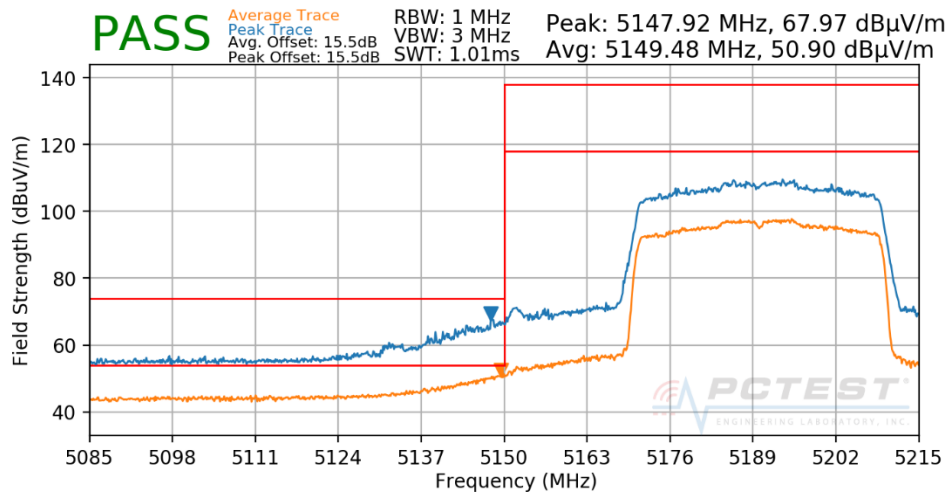


Plot 7-862. Radiated Upper Band Edge Plot SISO CORE 1 (Peak – UNII Band 3 – RU26)

FCC ID: BCGA2229	MEASUREMENT REPORT (CERTIFICATION)		Approved by: Quality Manager
Test Report S/N: 1C1912170053-09-R1.BCG	Test Dates: 12/10/2019 - 02/12/2020	EUT Type: Tablet Device	Page 521 of 563

RU484

Worst Case Mode:	802.11ax
Worst Case Transfer Rate:	MCS0
RU Index:	65
Distance of Measurements:	3 Meters
Operating Frequency:	5190MHz
Channel:	38

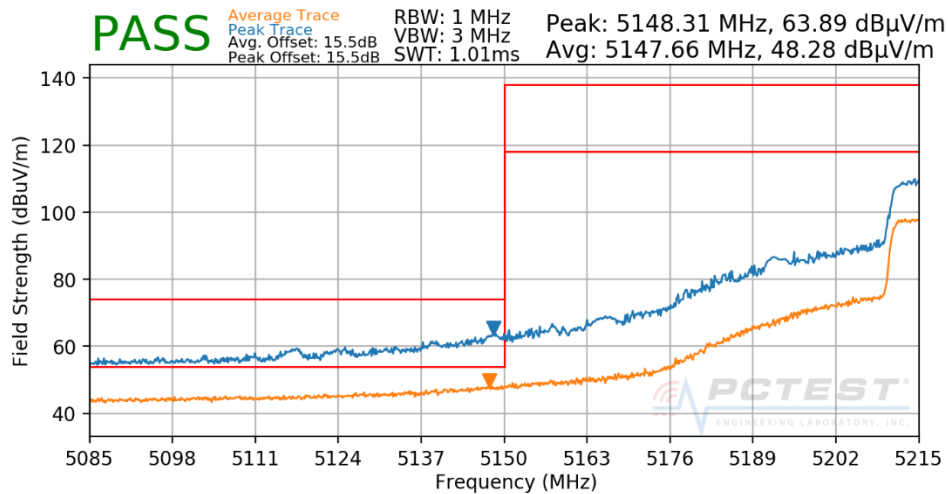


Plot 7-863. Radiated Lower Band Edge Plot SISO CORE 1 (Peak & Average – UNII Band 1 – RU484)

FCC ID: BCGA2229	 MEASUREMENT REPORT (CERTIFICATION)		Approved by: Quality Manager
Test Report S/N: 1C1912170053-09-R1.BCG	Test Dates: 12/10/2019 - 02/12/2020	EUT Type: Tablet Device	Page 522 of 563

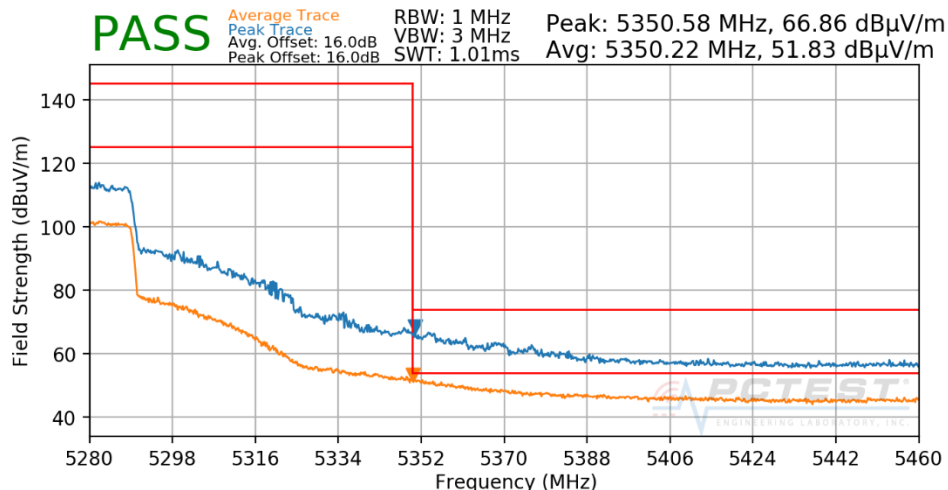


Worst Case Mode: 802.11ax
Worst Case Transfer Rate: MCS0
RU Index: 65
Distance of Measurements: 3 Meters
Operating Frequency: 5230MHz
Channel: 46



Plot 7-864. Radiated Lower Band Edge Plot SISO CORE 1 (Peak & Average – UNII Band 1 – RU484)

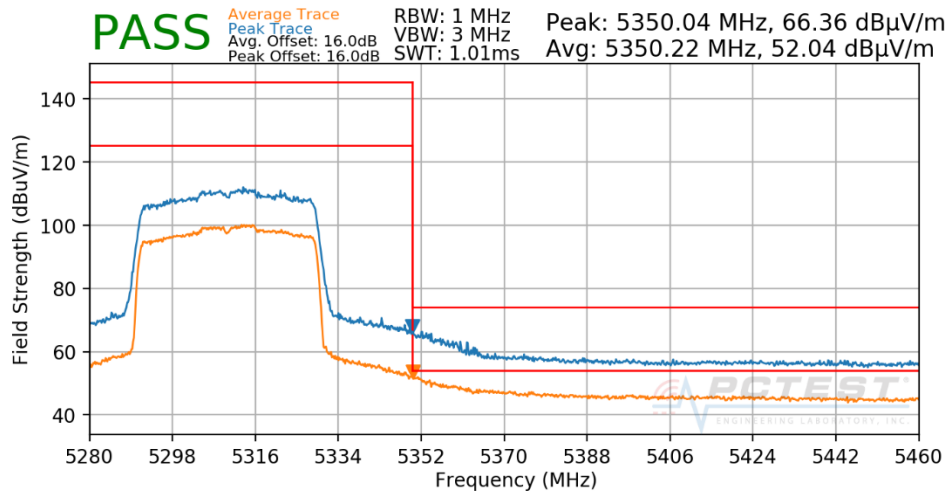
Worst Case Mode: 802.11ax
Worst Case Transfer Rate: MCS0
RU Index: 65
Distance of Measurements: 3 Meters
Operating Frequency: 5270MHz
Channel: 54



Plot 7-865. Radiated Upper Band Edge Plot SISO CORE 1 (Peak & Average – UNII Band 2A – RU484)

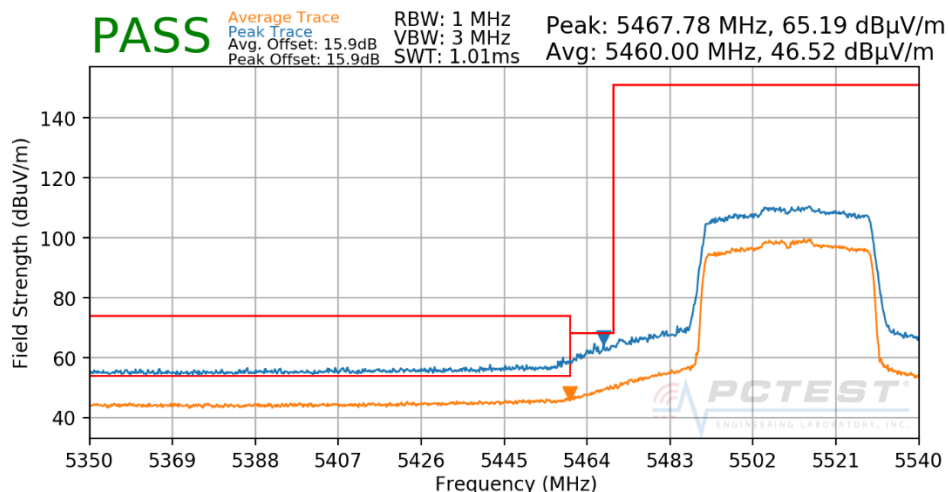
FCC ID: BCGA2229		MEASUREMENT REPORT (CERTIFICATION)	Approved by: Quality Manager
Test Report S/N: 1C1912170053-09-R1.BCG	Test Dates: 12/10/2019 - 02/12/2020	EUT Type: Tablet Device	Page 523 of 563

Worst Case Mode: 802.11ax
 Worst Case Transfer Rate: MCS0
 RU Index: 65
 Distance of Measurements: 3 Meters
 Operating Frequency: 5310MHz
 Channel: 62



Plot 7-866. Radiated Upper Band Edge Plot SISO CORE 1 (Peak & Average – UNII Band 2A – RU484)

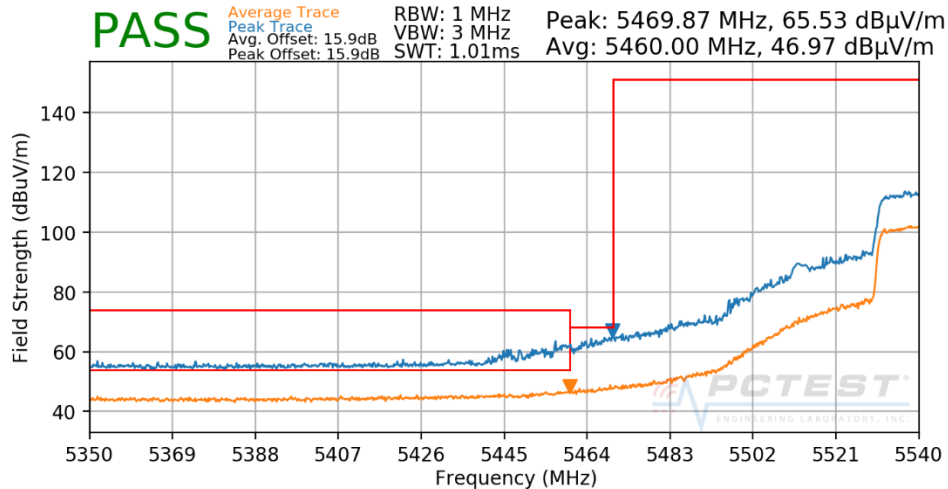
Worst Case Mode: 802.11ax
 Worst Case Transfer Rate: MCS0
 RU Index: 65
 Distance of Measurements: 3 Meters
 Operating Frequency: 5510MHz
 Channel: 102



Plot 7-867. Radiated Lower Band Edge Plot SISO CORE 1 (Peak & Average – UNII Band 2C – RU484)

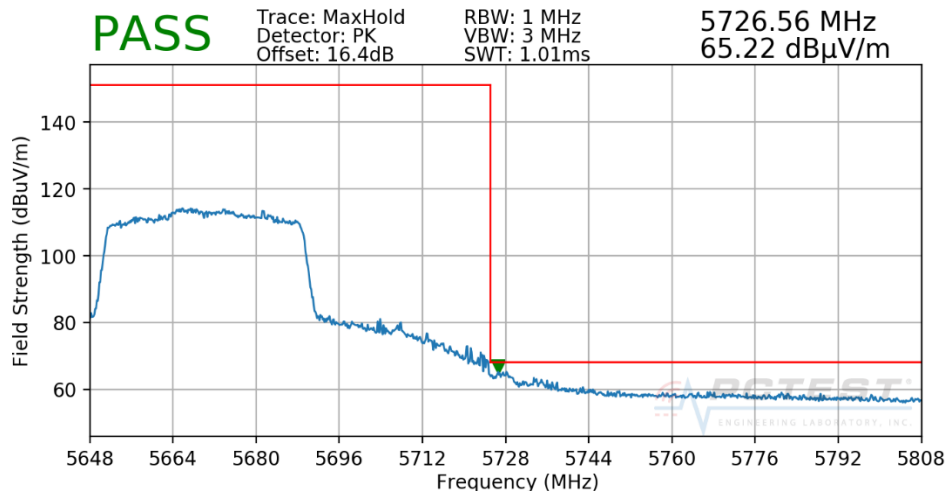
FCC ID: BCGA2229		MEASUREMENT REPORT (CERTIFICATION)	Approved by: Quality Manager
Test Report S/N: 1C1912170053-09-R1.BCG	Test Dates: 12/10/2019 - 02/12/2020	EUT Type: Tablet Device	Page 524 of 563

Worst Case Mode: 802.11ax
 Worst Case Transfer Rate: MCS0
 RU Index: 65
 Distance of Measurements: 3 Meters
 Operating Frequency: 5550MHz
 Channel: 110



Plot 7-868. Radiated Lower Band Edge Plot SISO CORE 1 (Peak & Average – UNII Band 2C – RU484)

Worst Case Mode: 802.11ax
 Worst Case Transfer Rate: MCS0
 RU Index: 65
 Distance of Measurements: 3 Meters
 Operating Frequency: 5670MHz
 Channel: 134

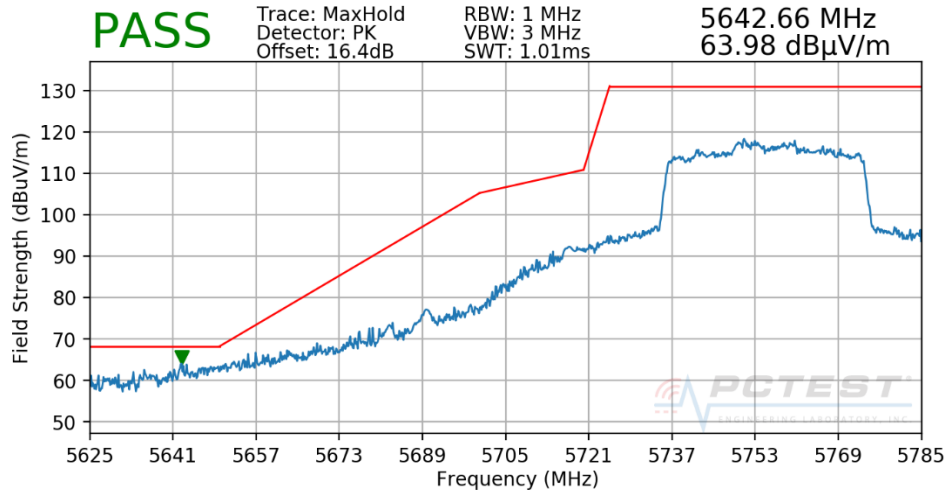


Plot 7-869. Radiated Upper Band Edge Plot SISO CORE 1 (Peak – UNII Band 2C – RU484)

FCC ID: BCGA2229	 MEASUREMENT REPORT (CERTIFICATION)		Approved by: Quality Manager
Test Report S/N: 1C1912170053-09-R1.BCG	Test Dates: 12/10/2019 - 02/12/2020	EUT Type: Tablet Device	Page 525 of 563

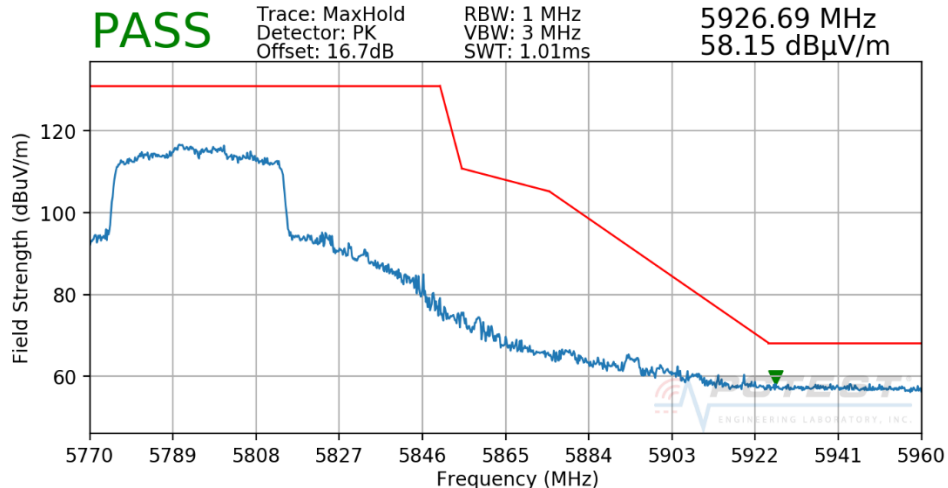


Worst Case Mode: 802.11ax
 Worst Case Transfer Rate: MCS0
 RU Index: 65
 Distance of Measurements: 3 Meters
 Operating Frequency: 5755MHz
 Channel: 151



Plot 7-870. Radiated Lower Band Edge Plot SISO CORE 1 (Peak - UNII Band 3 - RU484)

Worst Case Mode: 802.11ax
 Worst Case Transfer Rate: MCS0
 RU Index: 65
 Distance of Measurements: 3 Meters
 Operating Frequency: 5795MHz
 Channel: 159



Plot 7-871. Radiated Upper Band Edge Plot SISO CORE 1 (Peak - UNII Band 3 - RU484)

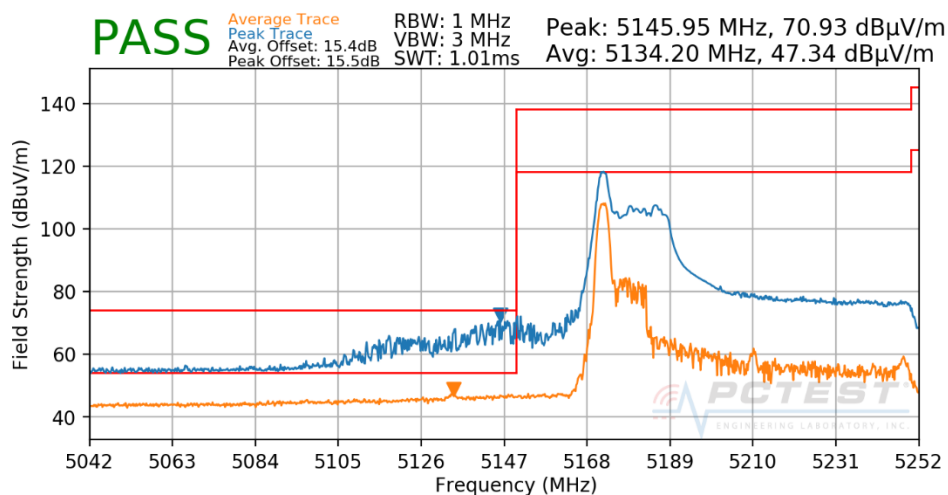
FCC ID: BCGA2229	MEASUREMENT REPORT (CERTIFICATION)		Approved by: Quality Manager
Test Report S/N: 1C1912170053-09-R1.BCG	Test Dates: 12/10/2019 - 02/12/2020	EUT Type: Tablet Device	Page 526 of 563

6.6.9 SISO Core 1 Radiated Band Edge Measurements (80MHz BW)

§15.407(b.1)(b.2) §15.205 §15.209; RSS-Gen [8.9]

RU26

Worst Case Mode:	802.11ax
Worst Case Transfer Rate:	MCS0
RU Index:	0
Distance of Measurements:	3 Meters
Operating Frequency:	5210MHz
Channel:	42

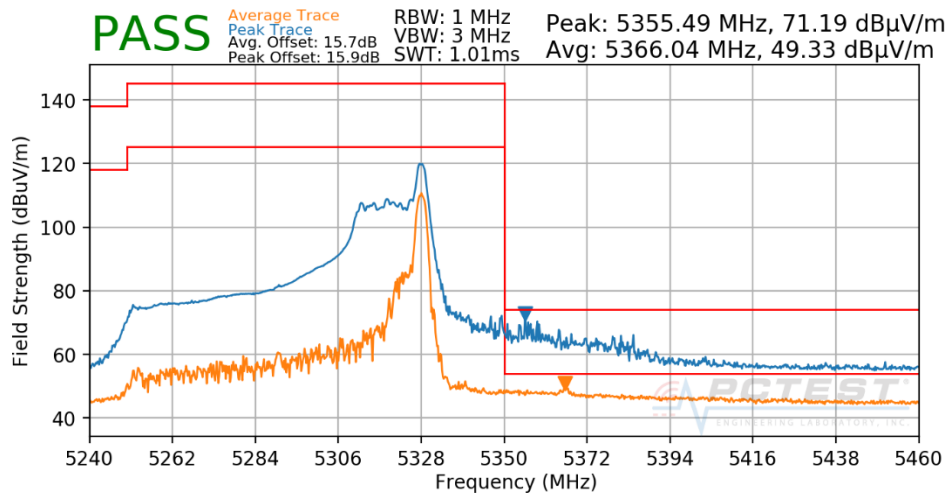


Plot 7-872. Radiated Lower Band Edge Plot SISO CORE 1 (Peak & Average – UNII Band 1 – RU26)

FCC ID: BCGA2229		MEASUREMENT REPORT (CERTIFICATION)	Approved by: Quality Manager
Test Report S/N: 1C1912170053-09-R1.BCG	Test Dates: 12/10/2019 - 02/12/2020	EUT Type: Tablet Device	Page 527 of 563

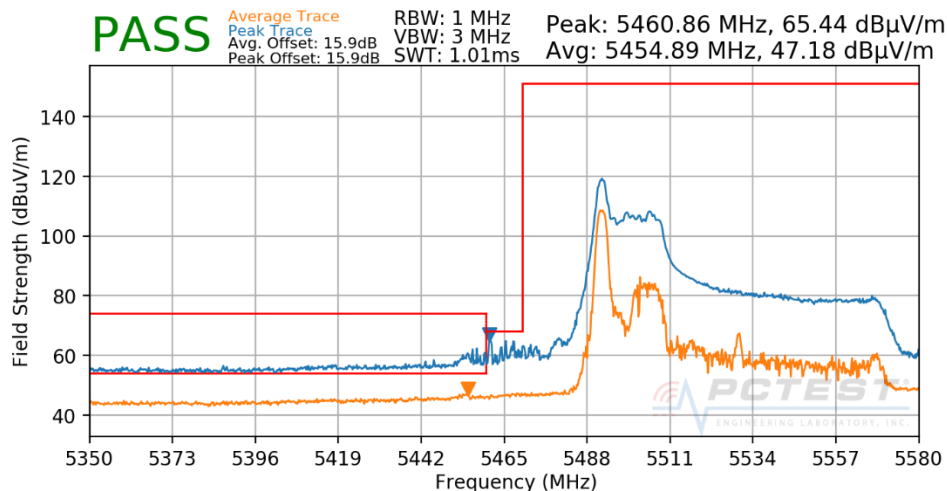


Worst Case Mode: 802.11ax
Worst Case Transfer Rate: MCS0
RU Index: 36
Distance of Measurements: 3 Meters
Operating Frequency: 5290MHz
Channel: 58



Plot 7-873. Radiated Upper Band Edge Plot SISO CORE 1 (Peak & Average – UNII Band 2A – RU26)

Worst Case Mode: 802.11ax
Worst Case Transfer Rate: MCS0
RU Index: 0
Distance of Measurements: 3 Meters
Operating Frequency: 5530MHz
Channel: 106

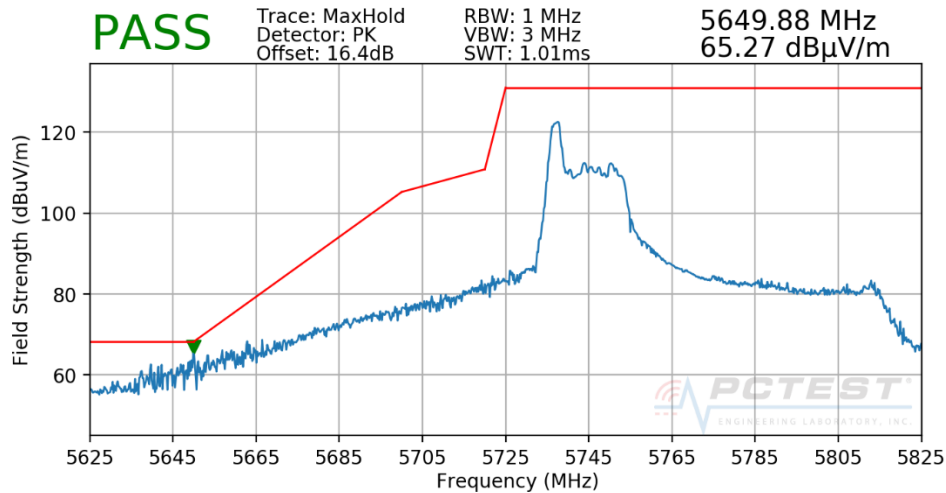


Plot 7-874. Radiated Lower Band Edge Plot SISO CORE 1 (Peak & Average – UNII Band 2C – RU26)

FCC ID: BCGA2229		MEASUREMENT REPORT (CERTIFICATION)	Approved by: Quality Manager
Test Report S/N: 1C1912170053-09-R1.BCG	Test Dates: 12/10/2019 - 02/12/2020	EUT Type: Tablet Device	Page 528 of 563

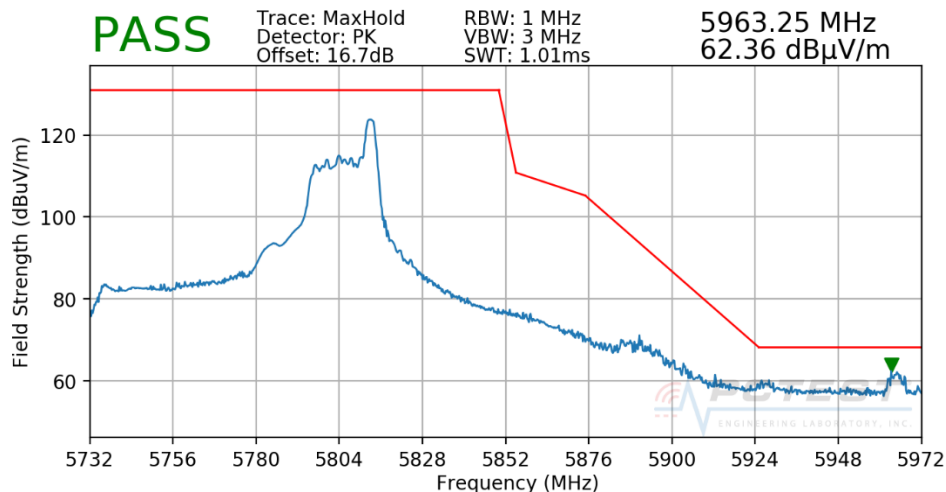


Worst Case Mode: 802.11ax
 Worst Case Transfer Rate: MCS0
 RU Index: 67
 Distance of Measurements: 3 Meters
 Operating Frequency: 5775MHz
 Channel: 155



Plot 7-875. Radiated Lower Band Edge Plot SISO CORE 1 (Peak – UNII Band 3 – RU26)

Worst Case Mode: 802.11ax
 Worst Case Transfer Rate: MCS0
 RU Index: 67
 Distance of Measurements: 3 Meters
 Operating Frequency: 5775MHz
 Channel: 155

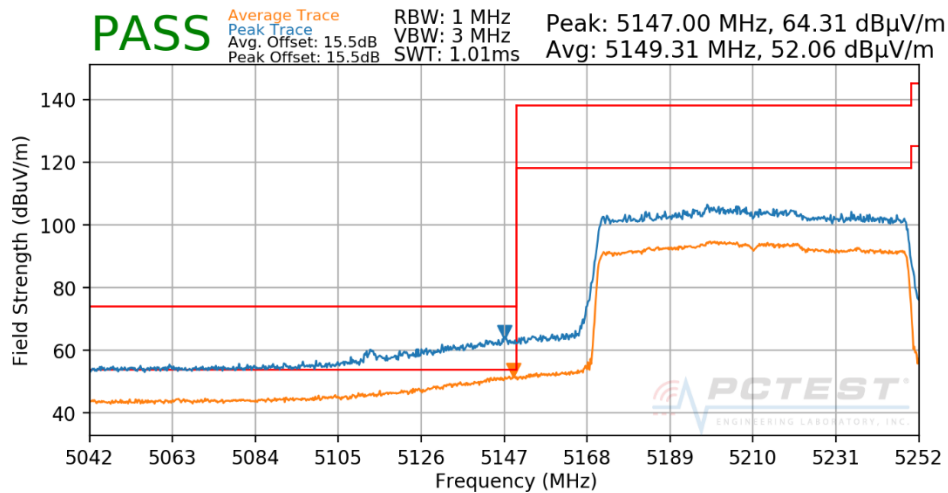


Plot 7-876. Radiated Upper Band Edge Plot SISO CORE 1 (Peak – UNII Band 3 – RU26)

FCC ID: BCGA2229	MEASUREMENT REPORT (CERTIFICATION)		Approved by: Quality Manager
Test Report S/N: 1C1912170053-09-R1.BCG	Test Dates: 12/10/2019 - 02/12/2020	EUT Type: Tablet Device	Page 529 of 563

RU996

Worst Case Mode:	802.11ax
Worst Case Transfer Rate:	MCS0
RU Index:	67
Distance of Measurements:	3 Meters
Operating Frequency:	5210MHz
Channel:	42

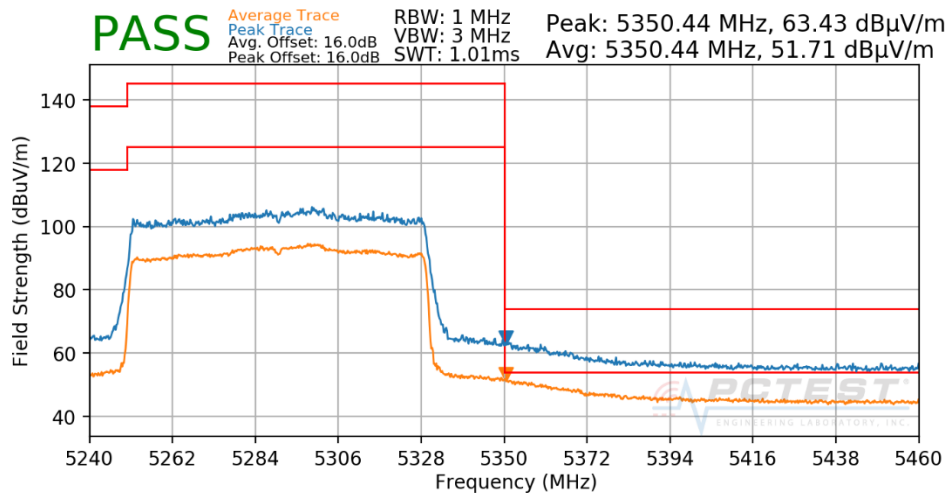


Plot 7-877. Radiated Lower Band Edge Plot SISO CORE 1 (Peak & Average – UNII Band 1 – RU996)

FCC ID: BCGA2229		MEASUREMENT REPORT (CERTIFICATION)	Approved by: Quality Manager
Test Report S/N: 1C1912170053-09-R1.BCG	Test Dates: 12/10/2019 - 02/12/2020	EUT Type: Tablet Device	Page 530 of 563

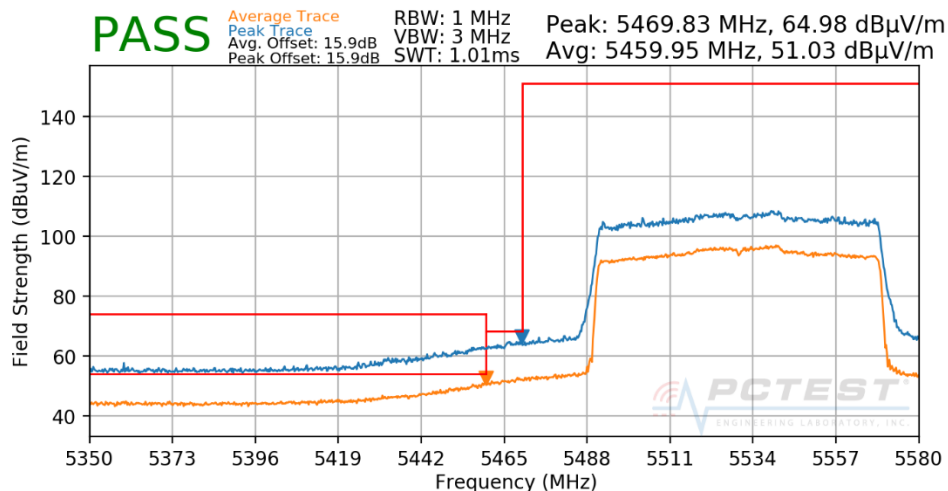


Worst Case Mode: 802.11ax
Worst Case Transfer Rate: MCS0
RU Index: 67
Distance of Measurements: 3 Meters
Operating Frequency: 5290MHz
Channel: 58



Plot 7-878. Radiated Upper Band Edge Plot SISO CORE 1 (Peak & Average – UNII Band 2A – RU996)

Worst Case Mode: 802.11ax
Worst Case Transfer Rate: MCS0
RU Index: 67
Distance of Measurements: 3 Meters
Operating Frequency: 5530MHz
Channel: 106

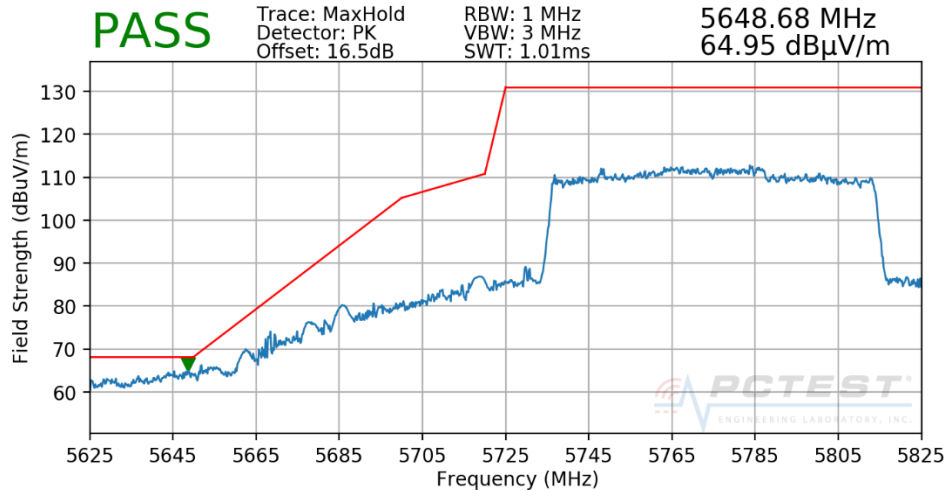


Plot 7-879. Radiated Lower Band Edge Plot SISO CORE 1 (Peak & Average – UNII Band 2C – RU996)

FCC ID: BCGA2229		MEASUREMENT REPORT (CERTIFICATION)	Approved by: Quality Manager
Test Report S/N: 1C1912170053-09-R1.BCG	Test Dates: 12/10/2019 - 02/12/2020	EUT Type: Tablet Device	Page 531 of 563

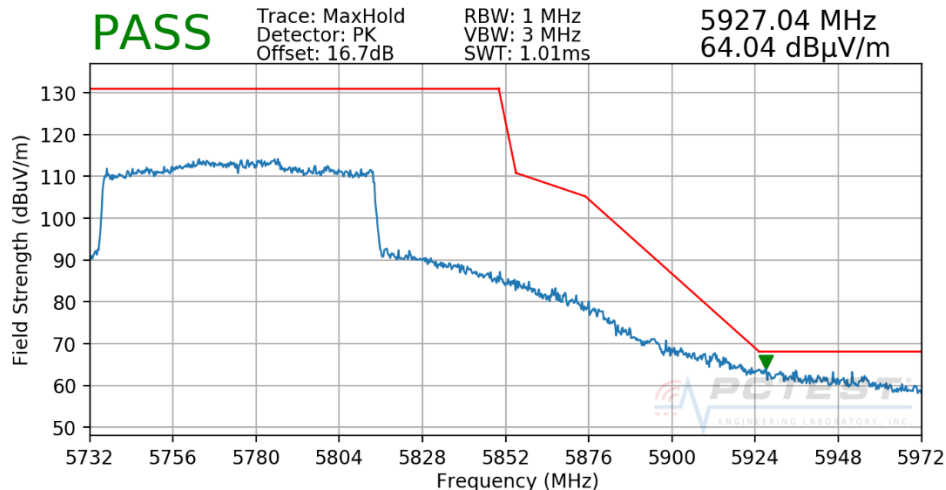


Worst Case Mode: 802.11ax
 Worst Case Transfer Rate: MCS0
 RU Index: 67
 Distance of Measurements: 3 Meters
 Operating Frequency: 5775MHz
 Channel: 155



Plot 7-880. Radiated Lower Band Edge Plot SISO CORE 1 (Peak - UNII Band 3 - RU996)

Worst Case Mode: 802.11ax
 Worst Case Transfer Rate: MCS0
 RU Index: 67
 Distance of Measurements: 3 Meters
 Operating Frequency: 5775MHz
 Channel: 155



Plot 7-881. Radiated Upper Band Edge Plot SISO CORE 1 (Peak - UNII Band 3 - RU996)

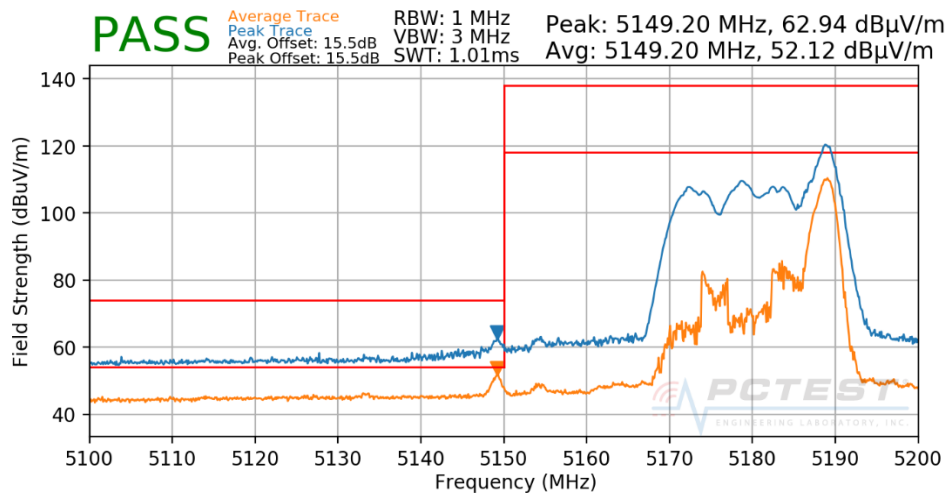
FCC ID: BCGA2229	MEASUREMENT REPORT (CERTIFICATION)		Approved by: Quality Manager
Test Report S/N: 1C1912170053-09-R1.BCG	Test Dates: 12/10/2019 - 02/12/2020	EUT Type: Tablet Device	Page 532 of 563



6.6.10 CDD/SDM Radiated Band Edge Measurements (20MHz BW) §15.407(b.1)(b.2) §15.205 §15.209; RSS-Gen [8.9]

RU26

Worst Case Mode:	802.11ax
Worst Case Transfer Rate:	MCS0
RU Index:	8
Distance of Measurements:	3 Meters
Operating Frequency:	5180MHz
Channel:	36

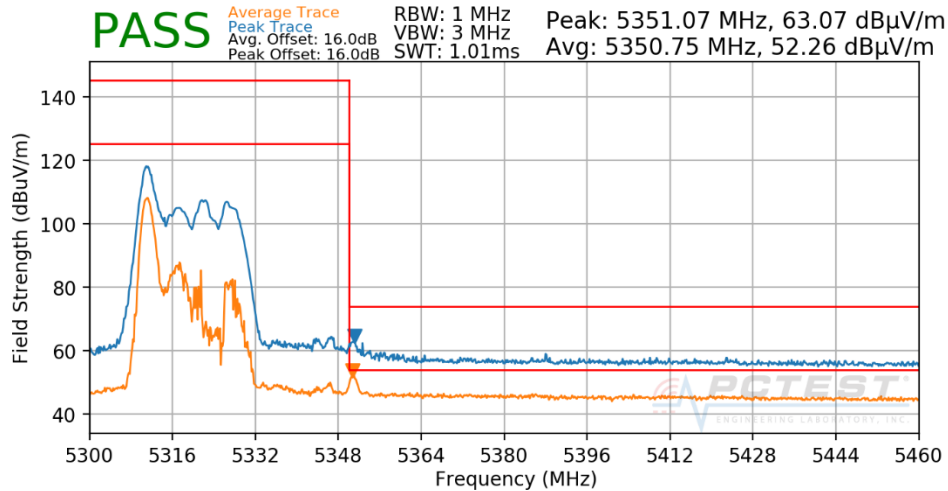


Plot 7-882. Radiated Lower Band Edge Plot CDD (Peak & Average – UNII Band 1 – RU26)

FCC ID: BCGA2229		MEASUREMENT REPORT (CERTIFICATION)	Approved by: Quality Manager
Test Report S/N: 1C1912170053-09-R1.BCG	Test Dates: 12/10/2019 - 02/12/2020	EUT Type: Tablet Device	Page 533 of 563

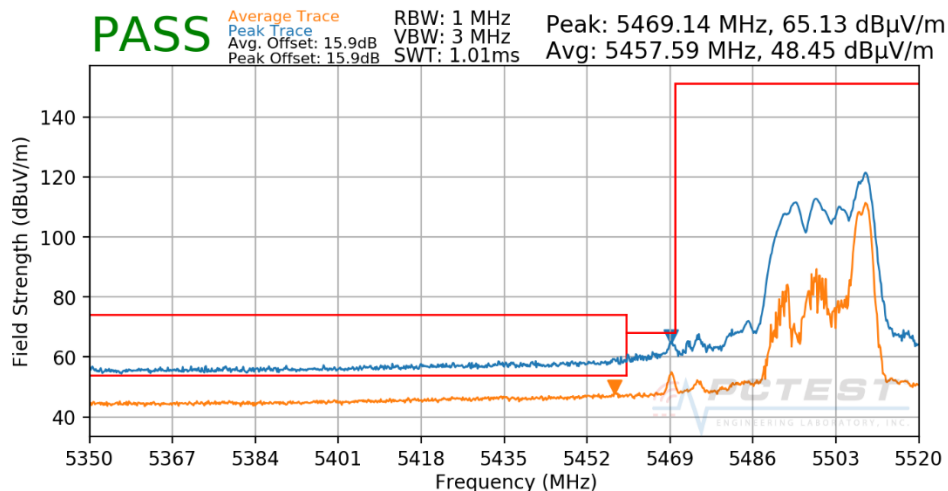


Worst Case Mode: 802.11ax
Worst Case Transfer Rate: MCS8
RU Index: 0
Distance of Measurements: 3 Meters
Operating Frequency: 5320MHz
Channel: 64



Plot 7-883. Radiated Upper Band Edge Plot SDM (Peak & Average – UNII Band 2A – RU26)

Worst Case Mode: 802.11ax
Worst Case Transfer Rate: MCS8
RU Index: 8
Distance of Measurements: 3 Meters
Operating Frequency: 5500MHz
Channel: 100

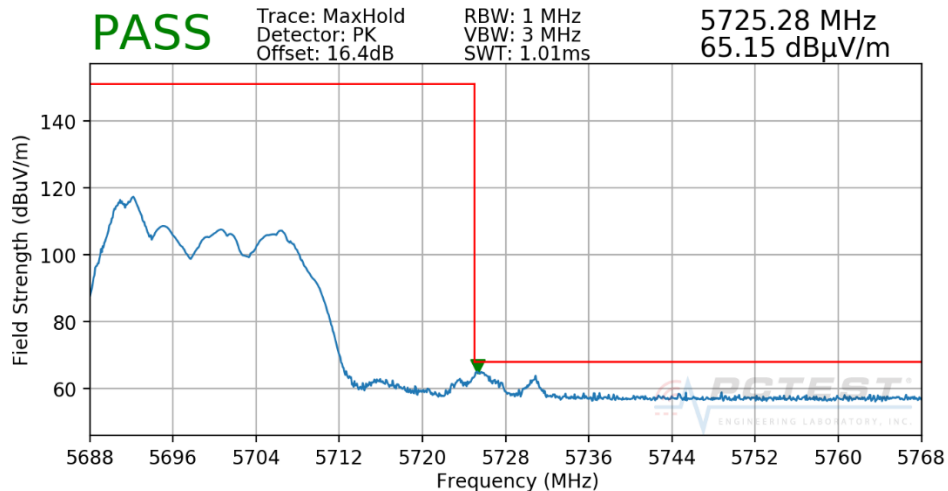


Plot 7-884. Radiated Lower Band Edge Plot SDM (Peak & Average – UNII Band 2C – RU26)

FCC ID: BCGA2229		MEASUREMENT REPORT (CERTIFICATION)	Approved by: Quality Manager
Test Report S/N: 1C1912170053-09-R1.BCG	Test Dates: 12/10/2019 - 02/12/2020	EUT Type: Tablet Device	Page 534 of 563

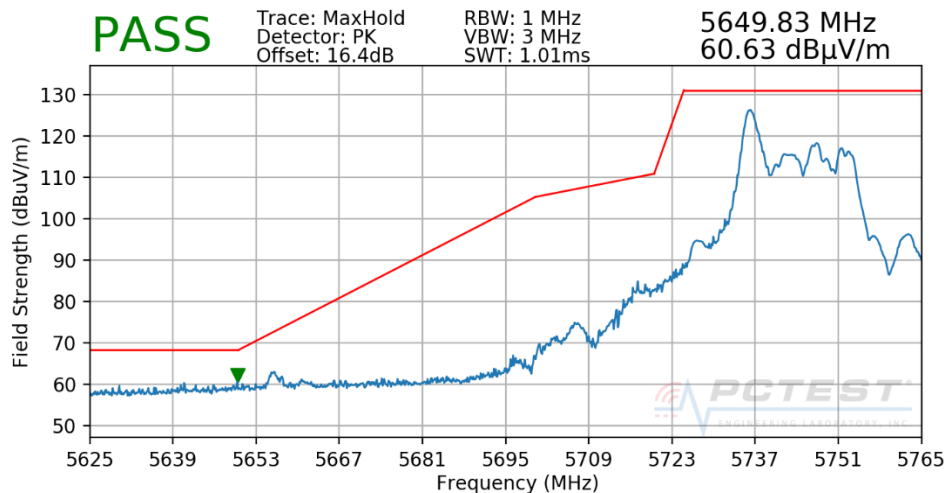


Worst Case Mode: 802.11ax
 Worst Case Transfer Rate: MCS8
 RU Index: 0
 Distance of Measurements: 3 Meters
 Operating Frequency: 5700MHz
 Channel: 140



Plot 7-885. Radiated Upper Band Edge Plot SDM (Peak – UNII Band 2C – RU26)

Worst Case Mode: 802.11ax
 Worst Case Transfer Rate: MCS0
 RU Index: 0
 Distance of Measurements: 3 Meters
 Operating Frequency: 5745MHz
 Channel: 149

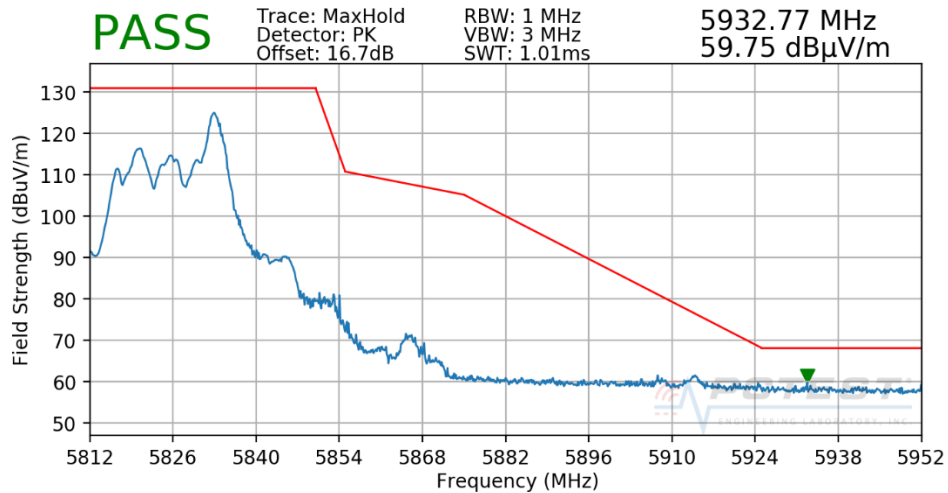


Plot 7-886. Radiated Lower Band Edge Plot CDD (Peak – UNII Band 3 – RU26)

FCC ID: BCGA2229	MEASUREMENT REPORT (CERTIFICATION)		Approved by: Quality Manager
Test Report S/N: 1C1912170053-09-R1.BCG	Test Dates: 12/10/2019 - 02/12/2020	EUT Type: Tablet Device	Page 535 of 563



Worst Case Mode: 802.11ax
Worst Case Transfer Rate: MCS0
RU Index: 8
Distance of Measurements: 3 Meters
Operating Frequency: 5825MHz
Channel: 165

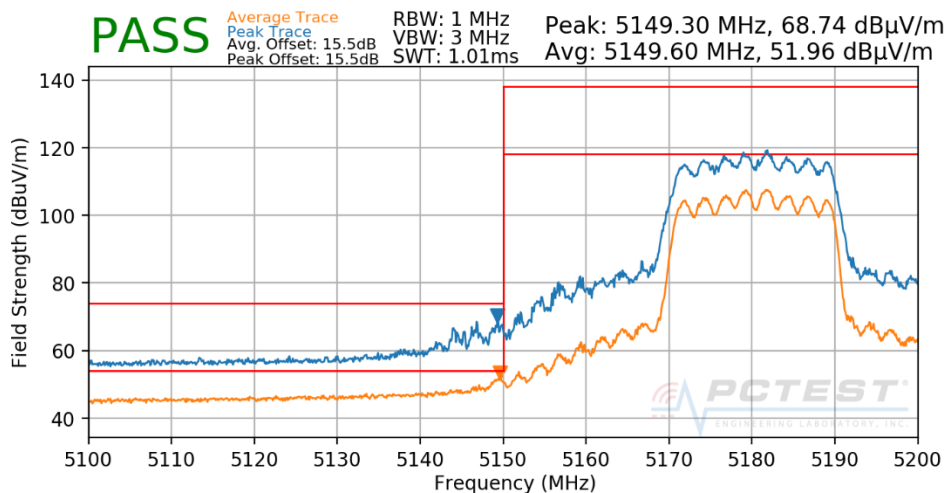


Plot 7-887. Radiated Upper Band Edge Plot CDD (Peak – UNII Band 3 – RU26)

FCC ID: BCGA2229	 MEASUREMENT REPORT (CERTIFICATION)		Approved by: Quality Manager
Test Report S/N: 1C1912170053-09-R1.BCG	Test Dates: 12/10/2019 - 02/12/2020	EUT Type: Tablet Device	Page 536 of 563

RU242

Worst Case Mode:	802.11ax
Worst Case Transfer Rate:	MCS0
RU Index:	61
Distance of Measurements:	3 Meters
Operating Frequency:	5180MHz
Channel:	36

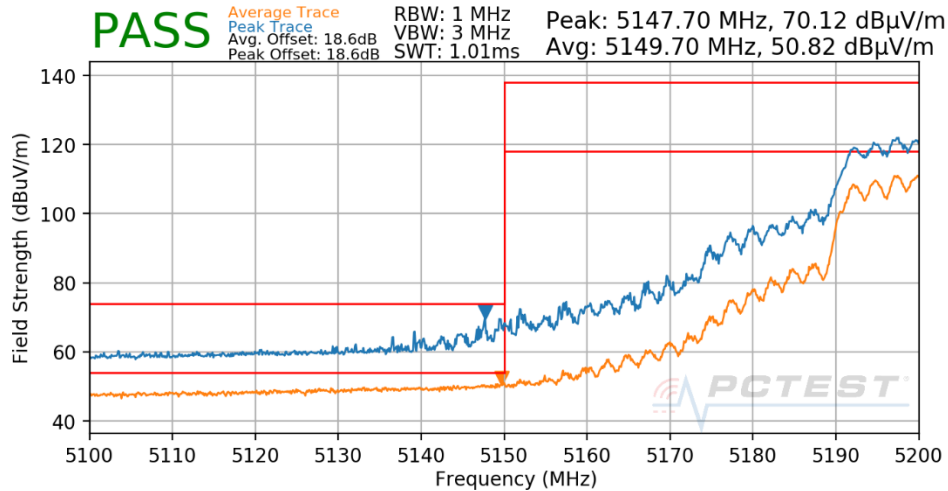


Plot 7-888. Radiated Lower Band Edge Plot CDD (Peak & Average – UNII Band 1 – RU242)

FCC ID: BCGA2229		MEASUREMENT REPORT (CERTIFICATION)	Approved by: Quality Manager
Test Report S/N: 1C1912170053-09-R1.BCG	Test Dates: 12/10/2019 - 02/12/2020	EUT Type: Tablet Device	Page 537 of 563

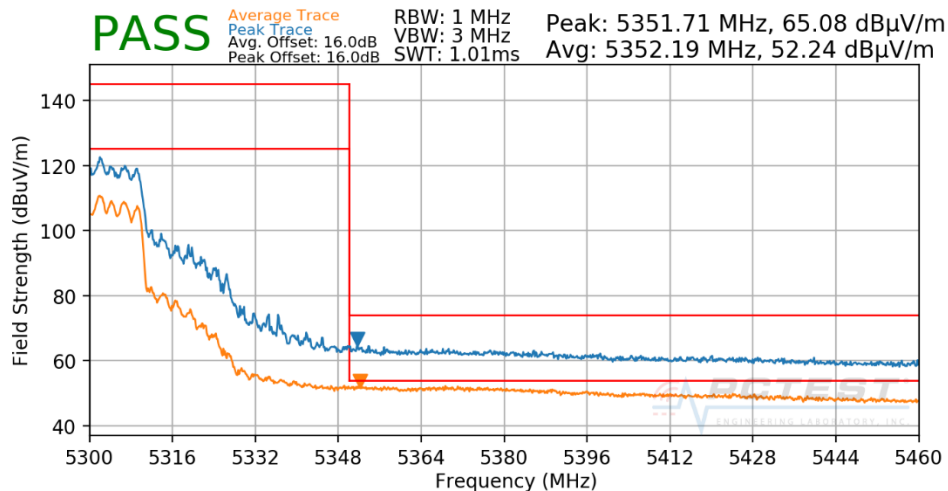


Worst Case Mode: 802.11ax
Worst Case Transfer Rate: MCS0
RU Index: 61
Distance of Measurements: 3 Meters
Operating Frequency: 5200MHz
Channel: 40



Plot 7-889. Radiated Lower Band Edge Plot CDD (Peak & Average – UNII Band 1 – RU242)

Worst Case Mode: 802.11ax
Worst Case Transfer Rate: MCS8
RU Index: 61
Distance of Measurements: 3 Meters
Operating Frequency: 5300MHz
Channel: 60



Plot 7-890. Radiated Upper Band Edge Plot SDM (Peak & Average – UNII Band 2A – RU242)

FCC ID: BCGA2229		MEASUREMENT REPORT (CERTIFICATION)	Approved by: Quality Manager
Test Report S/N: 1C1912170053-09-R1.BCG	Test Dates: 12/10/2019 - 02/12/2020	EUT Type: Tablet Device	Page 538 of 563