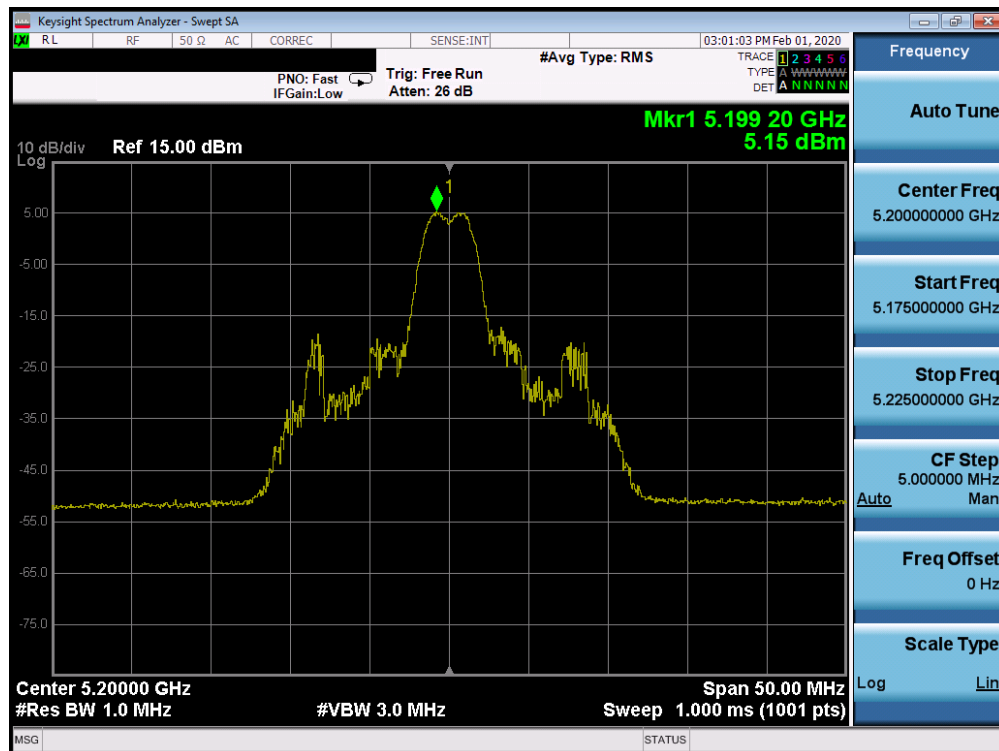
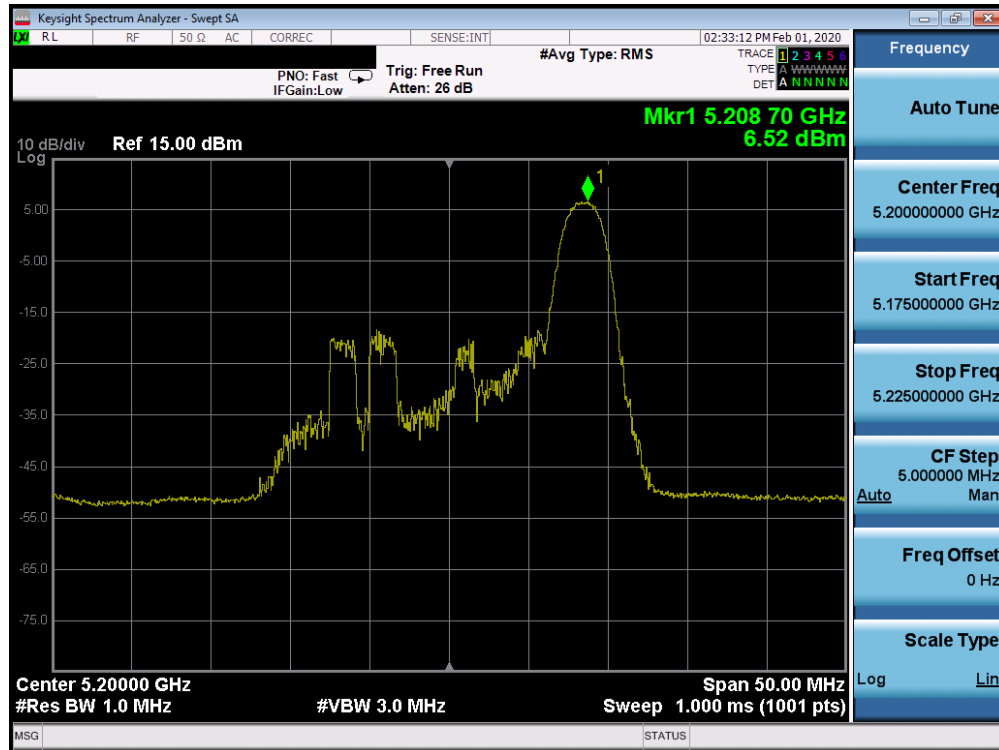


Plot 7-473. Power Spectral Density Plot CDD CORE 0 (20MHz BW 802.11ax Index 4 – RU26 (UNII Band 1) – Ch. 40)

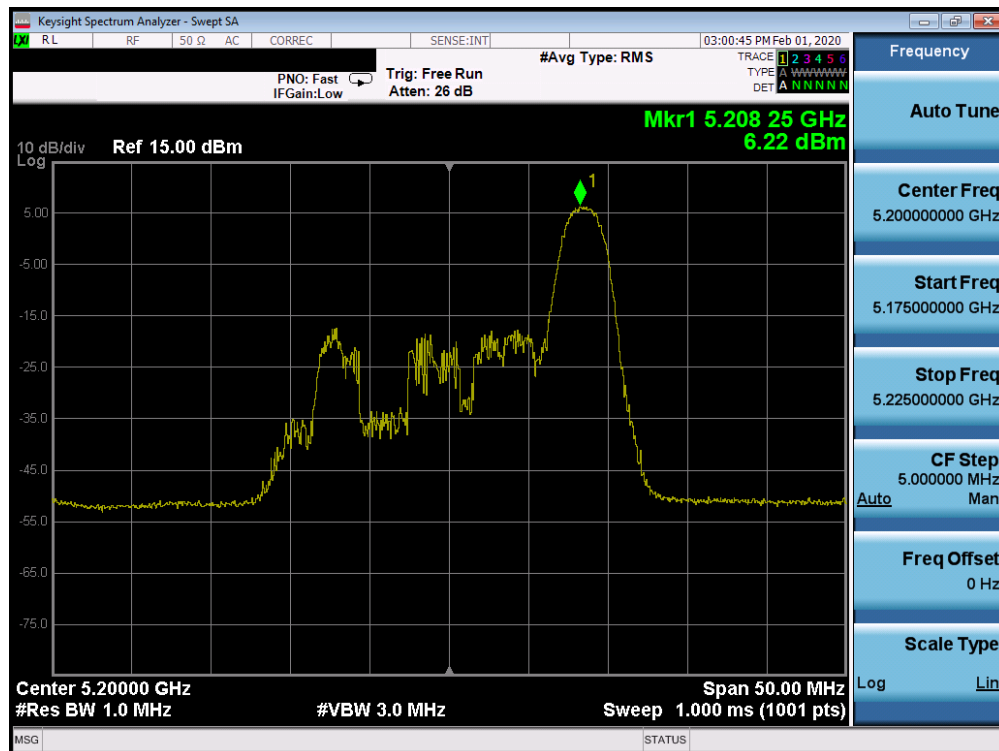


Plot 7-474. Power Spectral Density Plot CDD CORE 1 (20MHz BW 802.11ax Index 4 – RU26 (UNII Band 1) – Ch. 40)

FCC ID: BCGA2229		MEASUREMENT REPORT (CERTIFICATION)	Approved by: Quality Manager
Test Report S/N: 1C1912170053-09-R1.BCG	Test Dates: 12/10/2019 - 02/12/2020	EUT Type: Tablet Device	Page 290 of 563

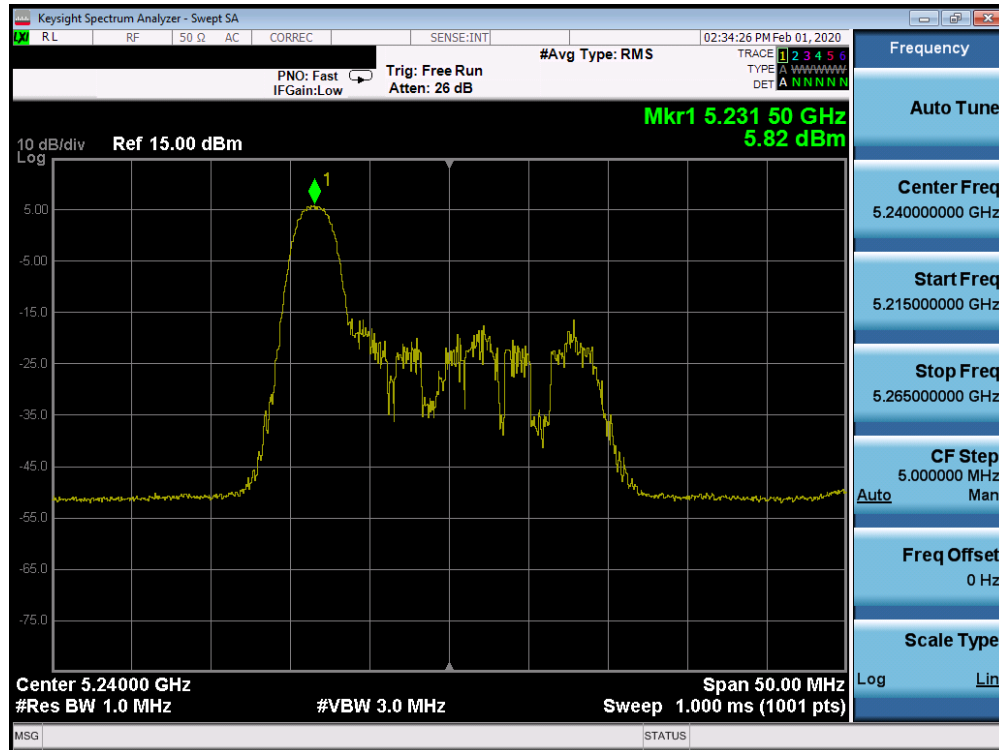


Plot 7-475. Power Spectral Density Plot CDD CORE 0 (20MHz BW 802.11ax Index 8– RU26 (UNII Band 1) – Ch. 40)

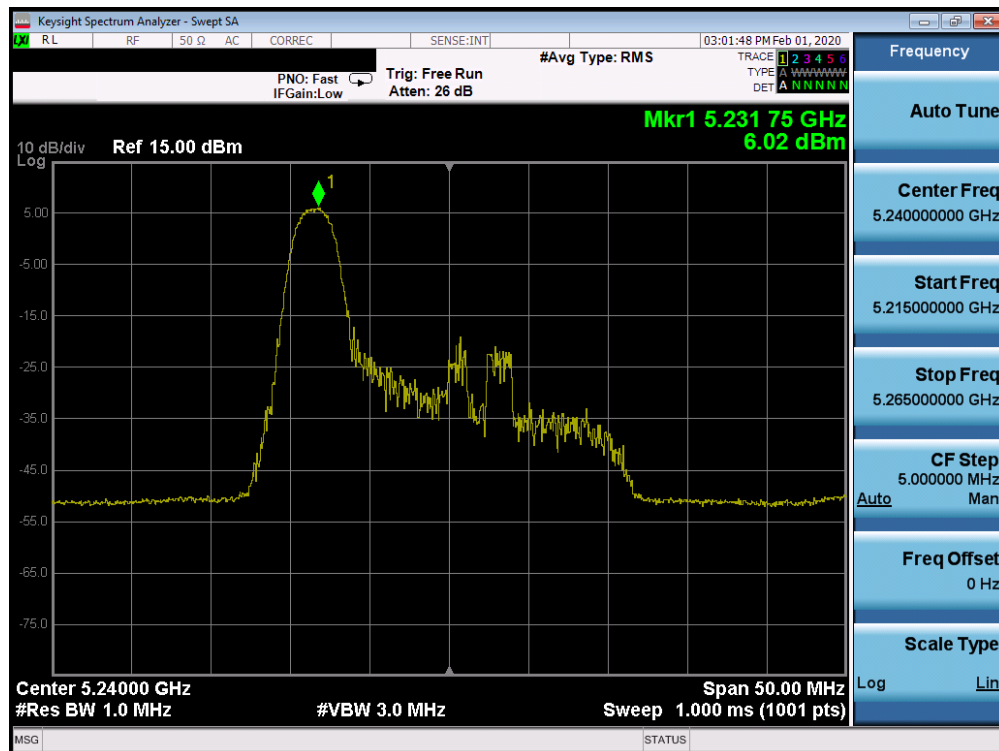


Plot 7-476. Power Spectral Density Plot CDD CORE 1 (20MHz BW 802.11ax Index 8– RU26 (UNII Band 1) – Ch. 40)

FCC ID: BCGA2229	PCTEST	MEASUREMENT REPORT (CERTIFICATION)	Approved by: Quality Manager
Test Report S/N: 1C1912170053-09-R1.BCG	Test Dates: 12/10/2019 - 02/12/2020	EUT Type: Tablet Device	Page 291 of 563

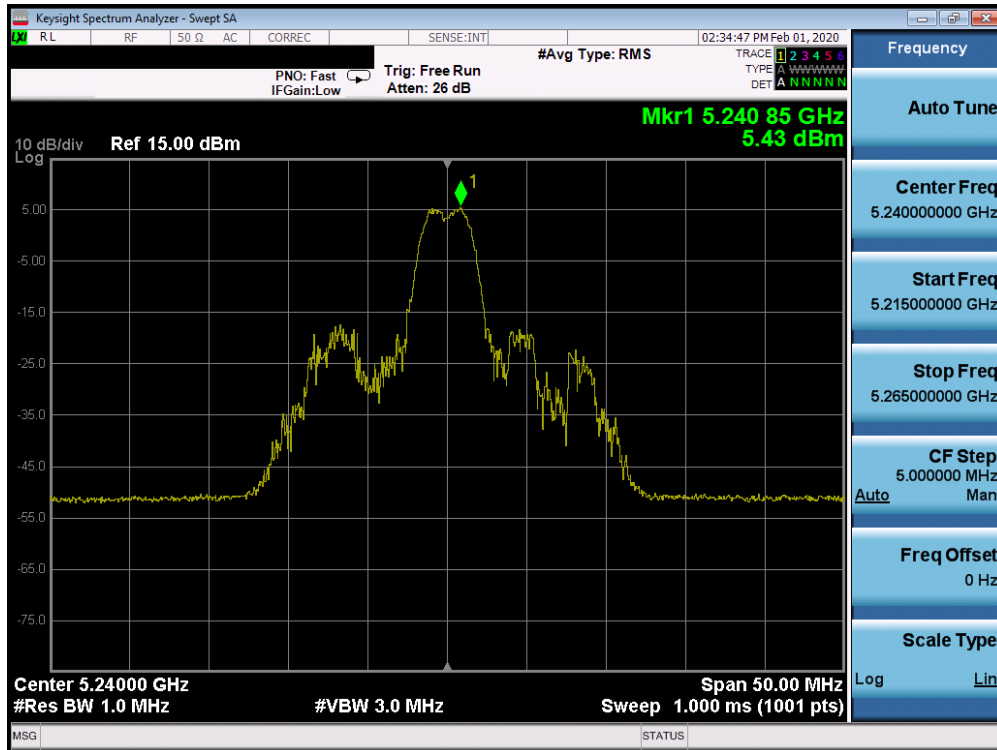


Plot 7-477. Power Spectral Density Plot CDD CORE 0 (20MHz BW 802.11ax Index 0 – RU26 (UNII Band 1) – Ch. 48)

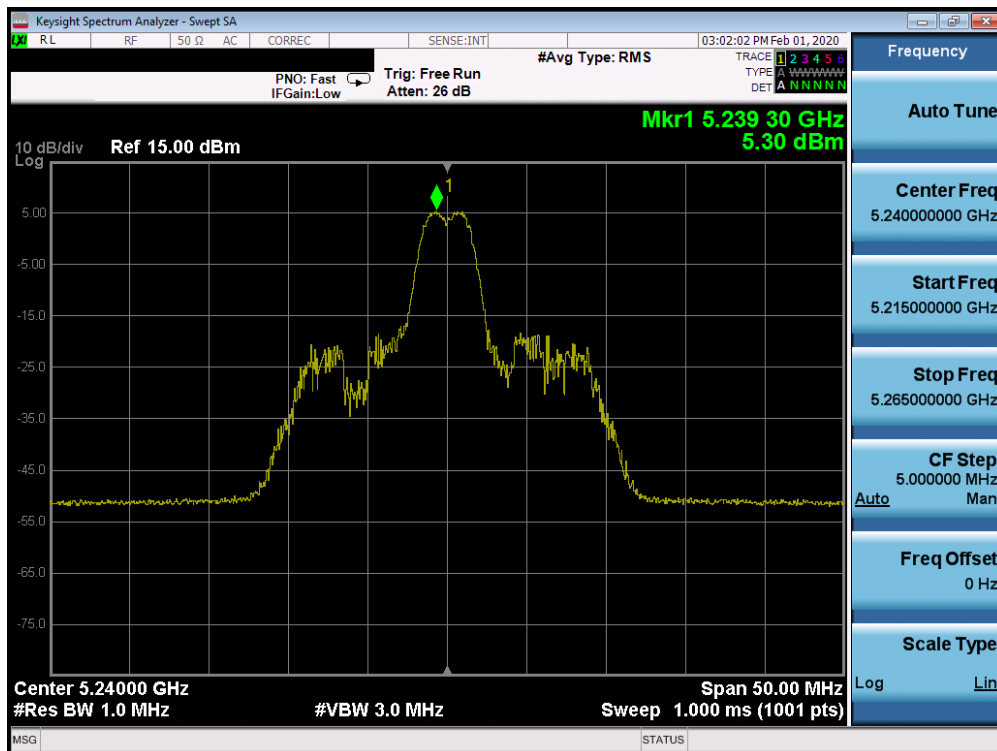


Plot 7-478. Power Spectral Density Plot CDD CORE 1 (20MHz BW 802.11ax Index 0 – RU26 (UNII Band 1) – Ch. 48)

FCC ID: BCGA2229		MEASUREMENT REPORT (CERTIFICATION)	Approved by: Quality Manager
Test Report S/N: 1C1912170053-09-R1.BCG	Test Dates: 12/10/2019 - 02/12/2020	EUT Type: Tablet Device	Page 292 of 563

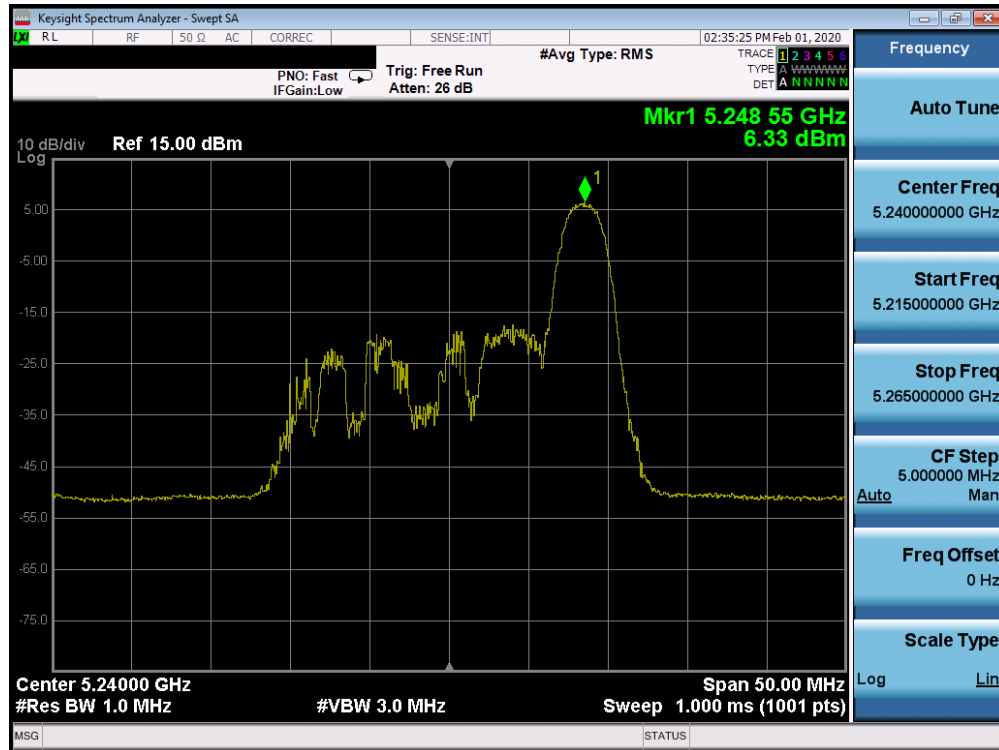


Plot 7-479. Power Spectral Density Plot CDD CORE 0 (20MHz BW 802.11ax Index 4 – RU26 (UNII Band 1) – Ch. 48)

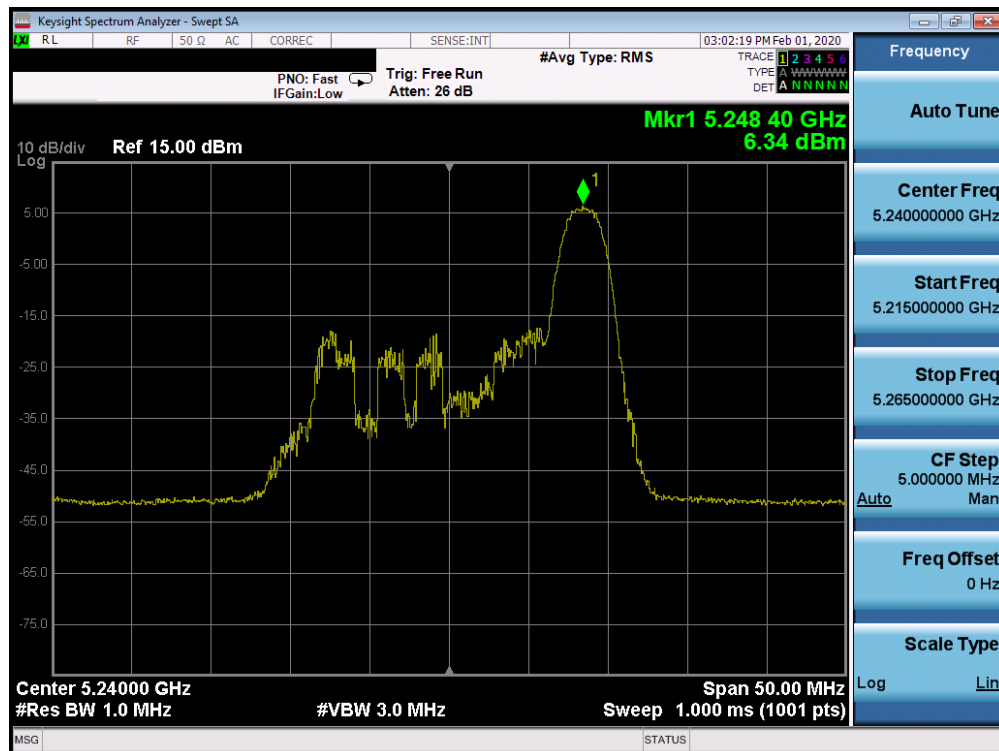


Plot 7-480. Power Spectral Density Plot CDD CORE 1 (20MHz BW 802.11ax Index 4 – RU26 (UNII Band 1) – Ch. 48)

FCC ID: BCGA2229	PCTEST	MEASUREMENT REPORT (CERTIFICATION)	Approved by: Quality Manager
Test Report S/N: 1C1912170053-09-R1.BCG	Test Dates: 12/10/2019 - 02/12/2020	EUT Type: Tablet Device	Page 293 of 563

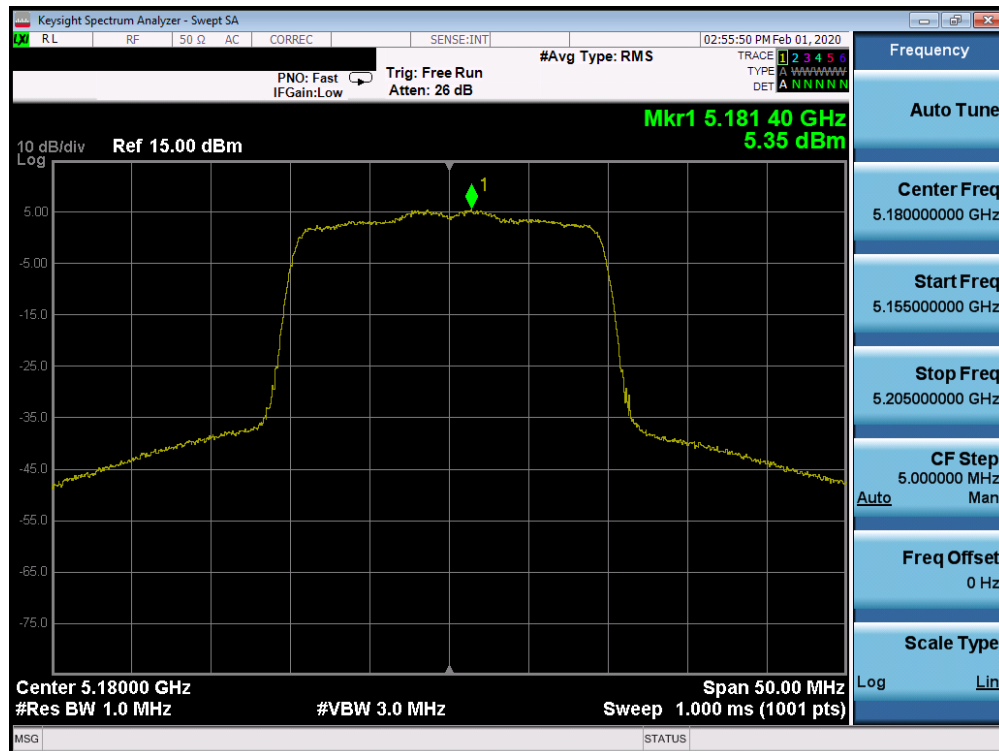


Plot 7-481. Power Spectral Density Plot CDD CORE 0 (20MHz BW 802.11ax Index 8 – RU26 (UNII Band 1) – Ch. 48)

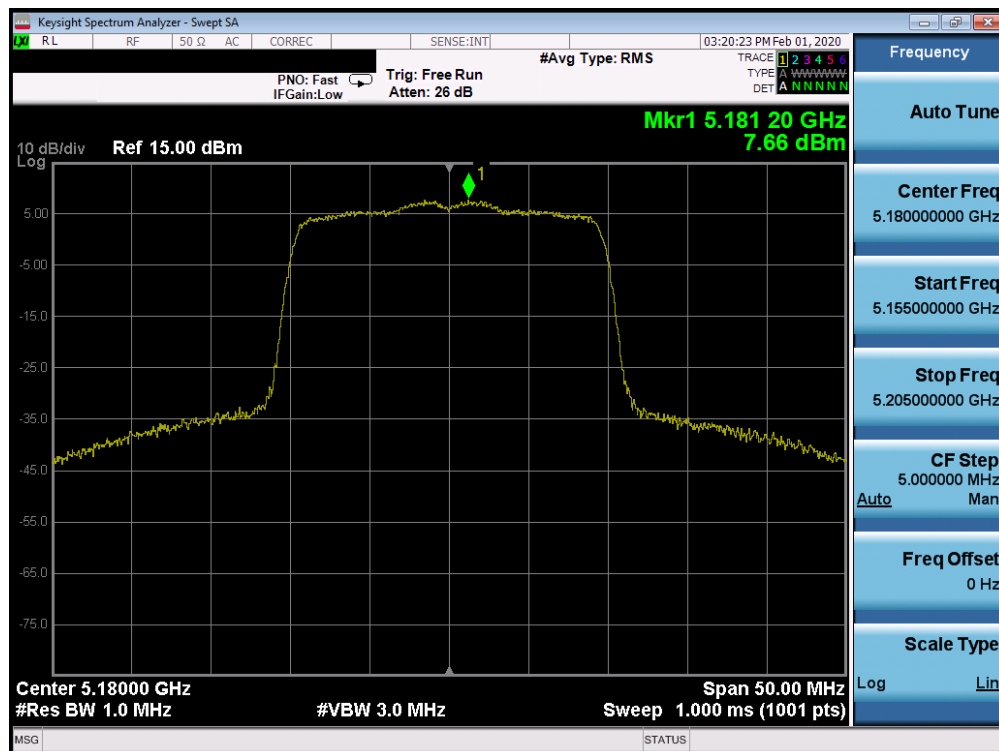


Plot 7-482. Power Spectral Density Plot CDD CORE 1 (20MHz BW 802.11ax Index 8 – RU26 (UNII Band 1) – Ch. 48)

FCC ID: BCGA2229	PCTEST	MEASUREMENT REPORT (CERTIFICATION)	Approved by: Quality Manager
Test Report S/N: 1C1912170053-09-R1.BCG	Test Dates: 12/10/2019 - 02/12/2020	EUT Type: Tablet Device	Page 294 of 563

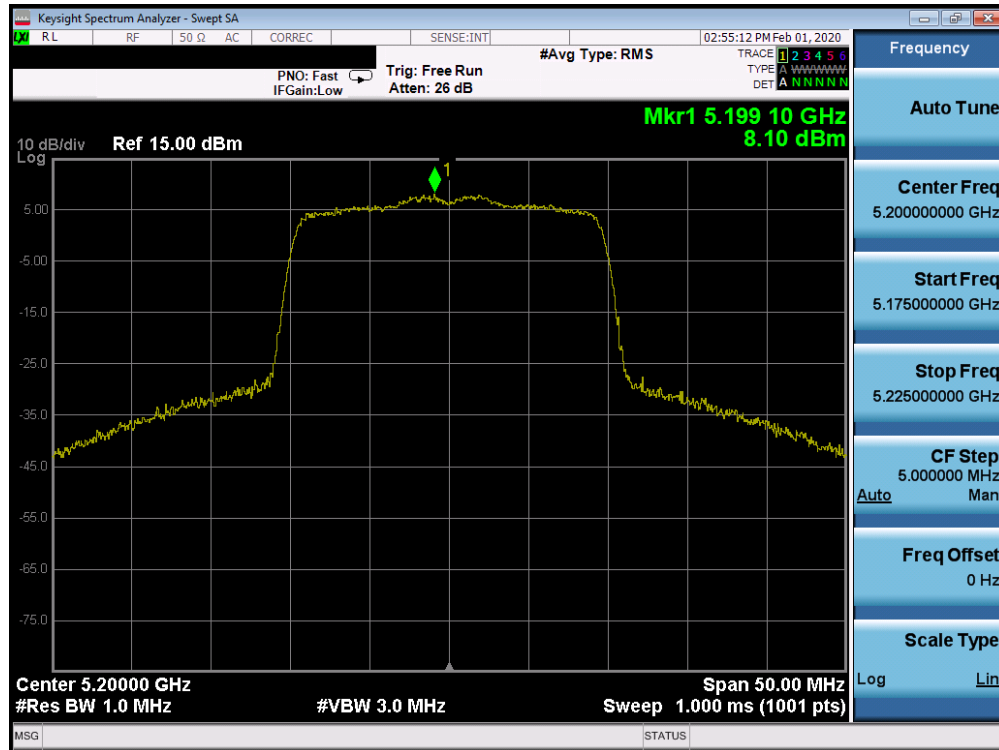


Plot 7-483. Power Spectral Density Plot CDD CORE 0 (20MHz BW 802.11ax– RU242 (UNII Band 1) – Ch. 36)

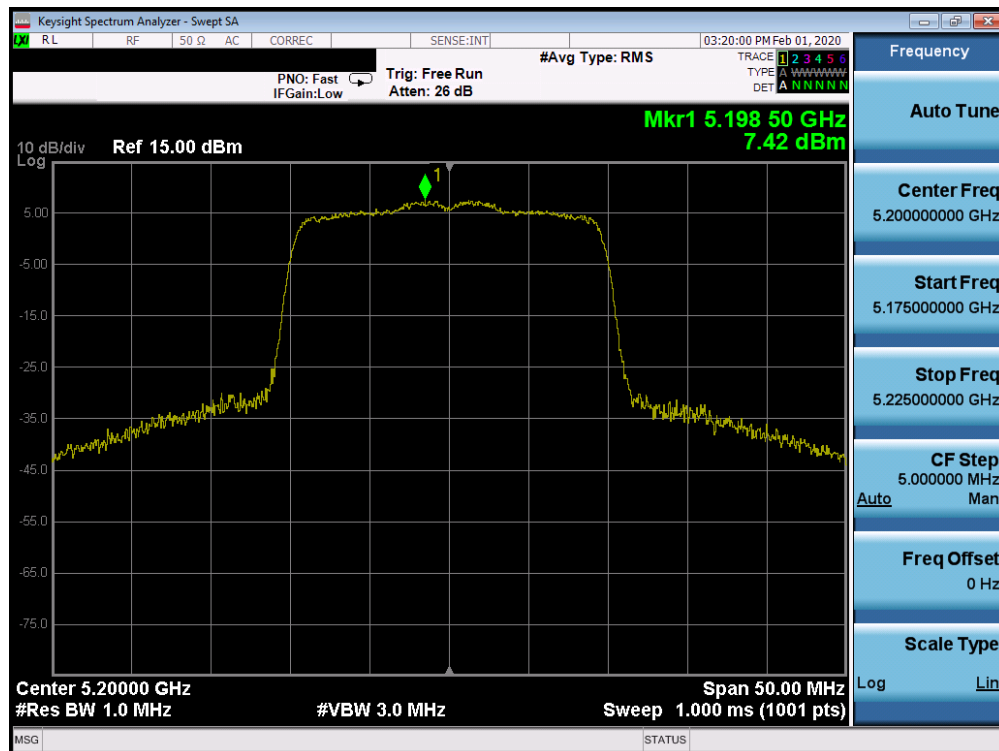


Plot 7-484. Power Spectral Density Plot CDD CORE 1 (20MHz BW 802.11ax– RU242 (UNII Band 1) – Ch. 36)

FCC ID: BCGA2229		MEASUREMENT REPORT (CERTIFICATION)	Approved by: Quality Manager
Test Report S/N: 1C1912170053-09-R1.BCG	Test Dates: 12/10/2019 - 02/12/2020	EUT Type: Tablet Device	Page 295 of 563

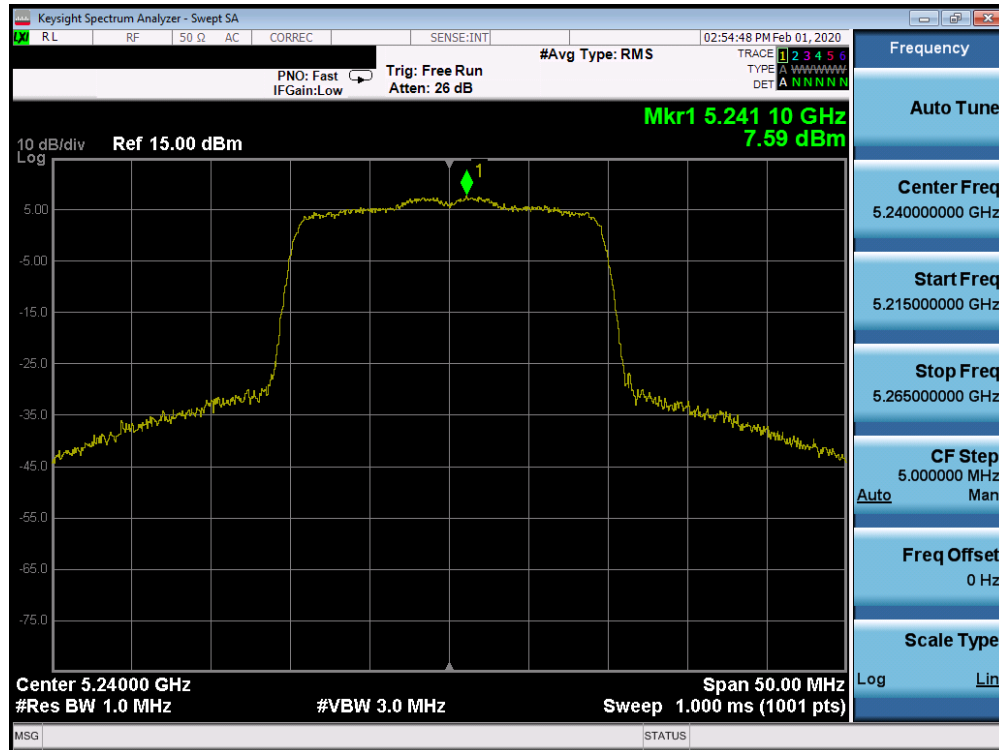


Plot 7-485. Power Spectral Density Plot CDD CORE 0 (20MHz BW 802.11ax- RU242 (UNII Band 1) – Ch. 40)

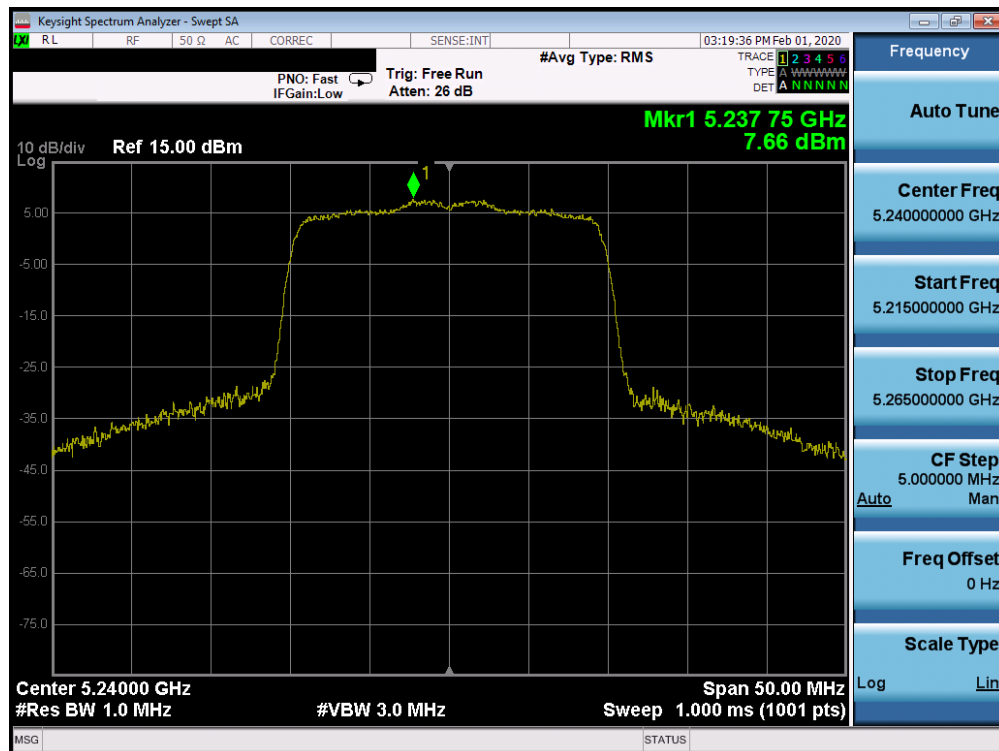


Plot 7-486. Power Spectral Density Plot CDD CORE 1 (20MHz BW 802.11ax- RU242 (UNII Band 1) – Ch. 40)

FCC ID: BCGA2229		MEASUREMENT REPORT (CERTIFICATION)	Approved by: Quality Manager
Test Report S/N: 1C1912170053-09-R1.BCG	Test Dates: 12/10/2019 - 02/12/2020	EUT Type: Tablet Device	Page 296 of 563

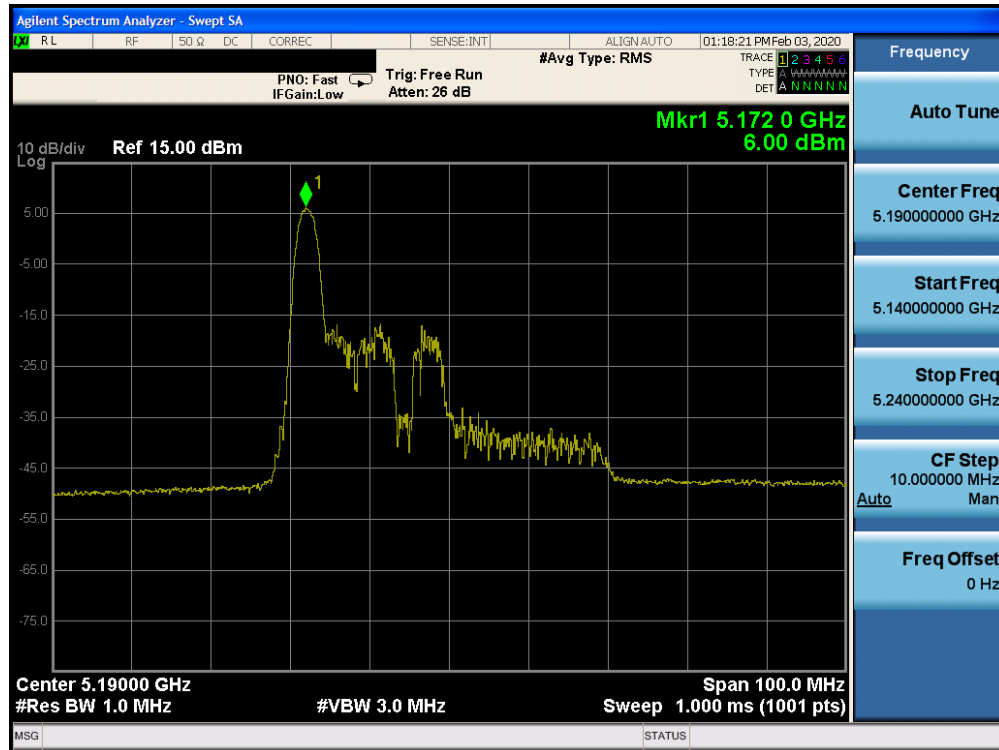


Plot 7-487. Power Spectral Density Plot CDD CORE 0 (20MHz BW 802.11ax- RU242 (UNII Band 1) – Ch. 48)

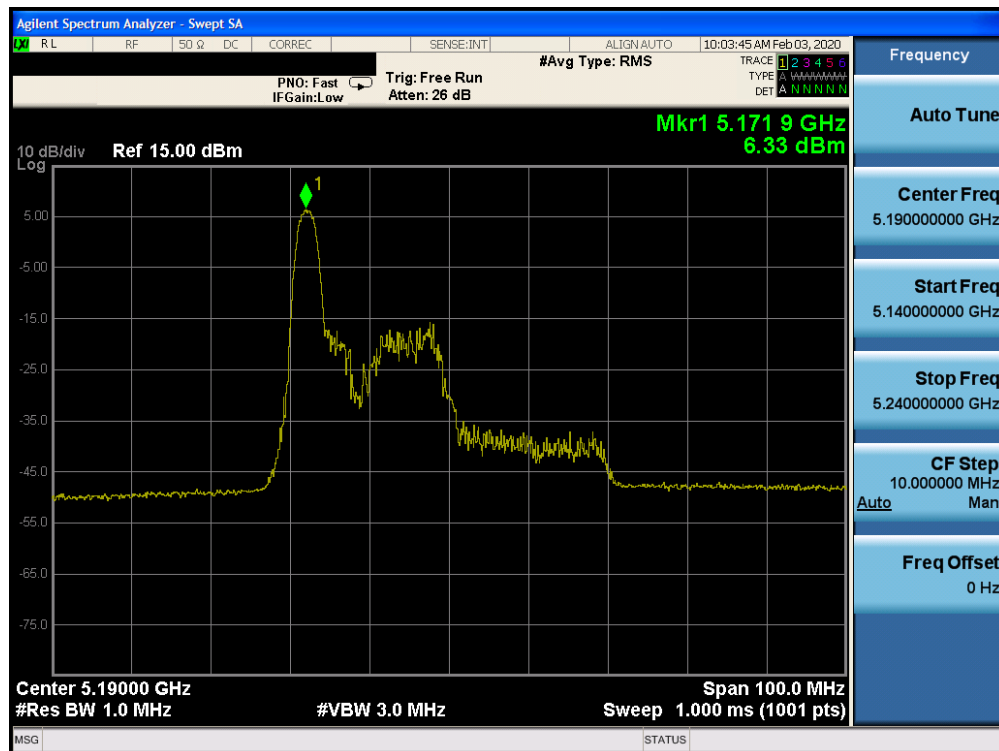


Plot 7-488. Power Spectral Density Plot CDD CORE 1 (20MHz BW 802.11ax- RU242 (UNII Band 1) – Ch. 48)

FCC ID: BCGA2229		MEASUREMENT REPORT (CERTIFICATION)	Approved by: Quality Manager
Test Report S/N: 1C1912170053-09-R1.BCG	Test Dates: 12/10/2019 - 02/12/2020	EUT Type: Tablet Device	Page 297 of 563

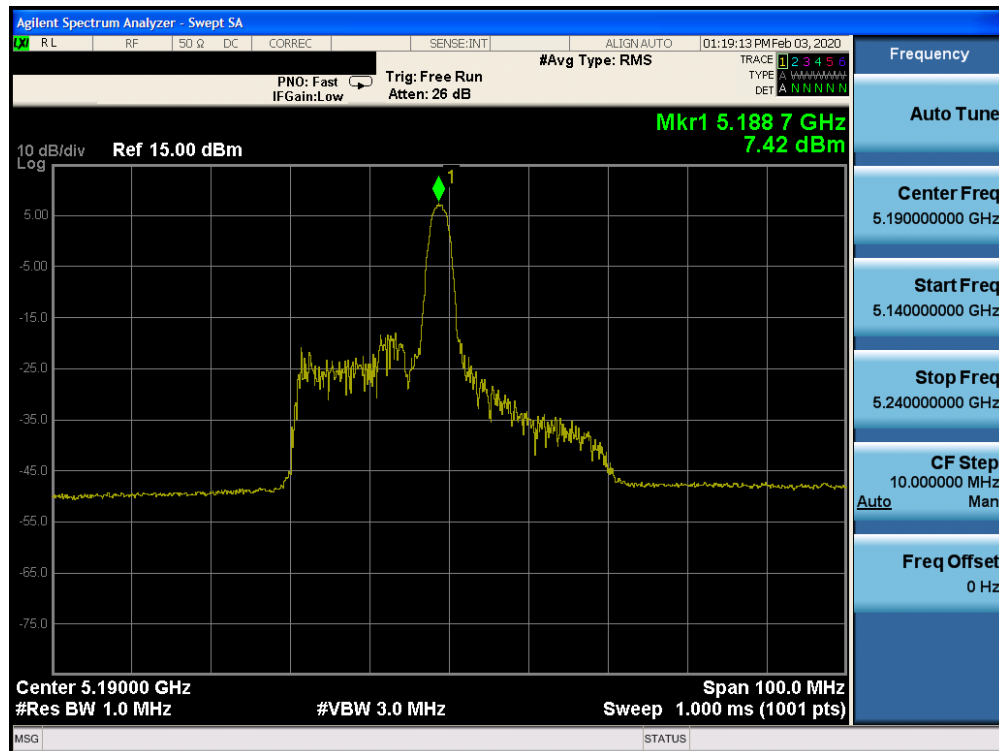


Plot 7-489. Power Spectral Density Plot CDD CORE 0 (40MHz BW 802.11ax Index 0 – RU26 (UNII Band 1) – Ch. 38)

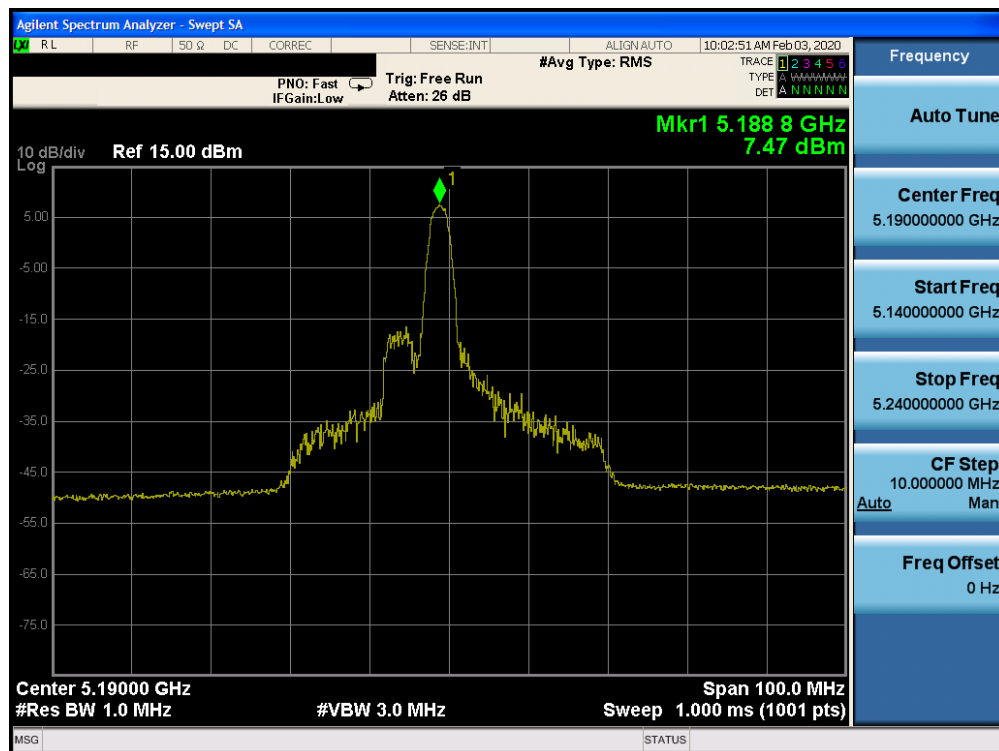


Plot 7-490. Power Spectral Density Plot CDD CORE 1 (40MHz BW 802.11ax Index 0 – RU26 (UNII Band 1) – Ch. 38)

FCC ID: BCGA2229	PCTEST	MEASUREMENT REPORT (CERTIFICATION)	Approved by: Quality Manager
Test Report S/N: 1C1912170053-09-R1.BCG	Test Dates: 12/10/2019 - 02/12/2020	EUT Type: Tablet Device	Page 298 of 563

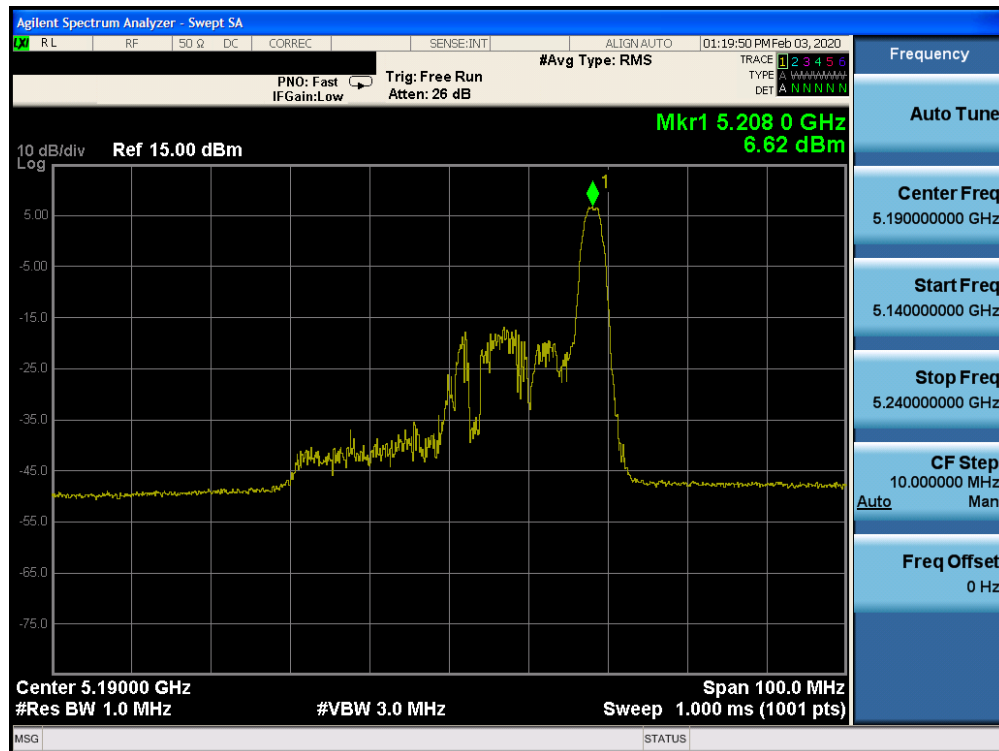


Plot 7-491. Power Spectral Density Plot CDD CORE 0 (40MHz BW 802.11ax Index 8 – RU26 (UNII Band 1) – Ch. 38)

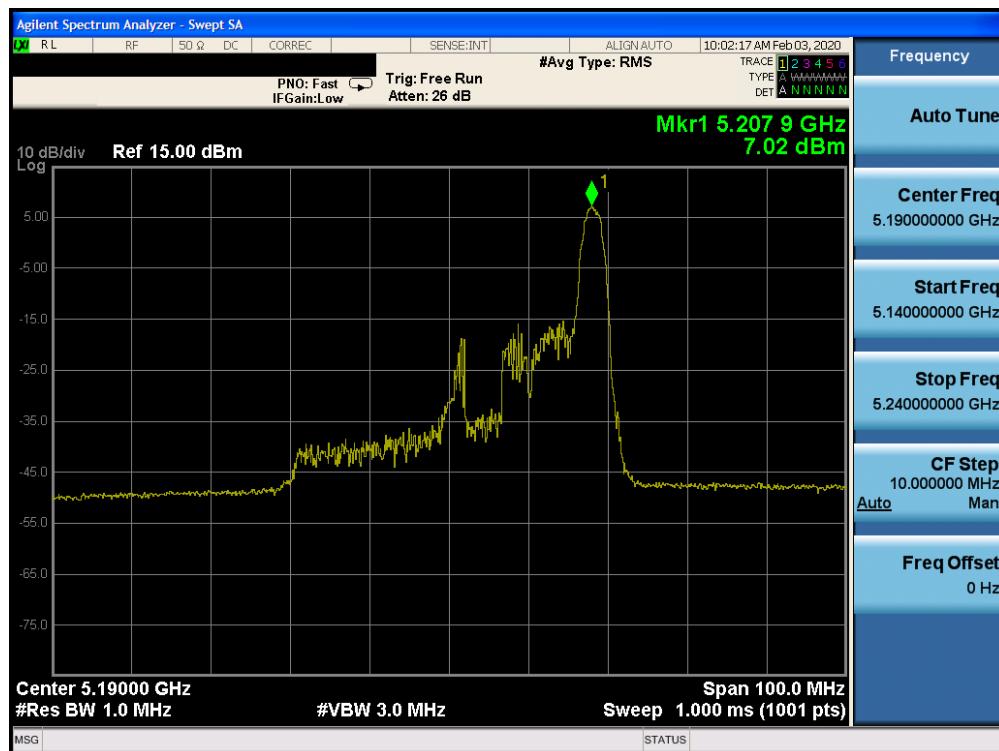


Plot 7-492. Power Spectral Density Plot CDD CORE 1 (40MHz BW 802.11ax Index 8 – RU26 (UNII Band 1) – Ch. 38)

FCC ID: BCGA2229		MEASUREMENT REPORT (CERTIFICATION)	Approved by: Quality Manager
Test Report S/N: 1C1912170053-09-R1.BCG	Test Dates: 12/10/2019 - 02/12/2020	EUT Type: Tablet Device	Page 299 of 563

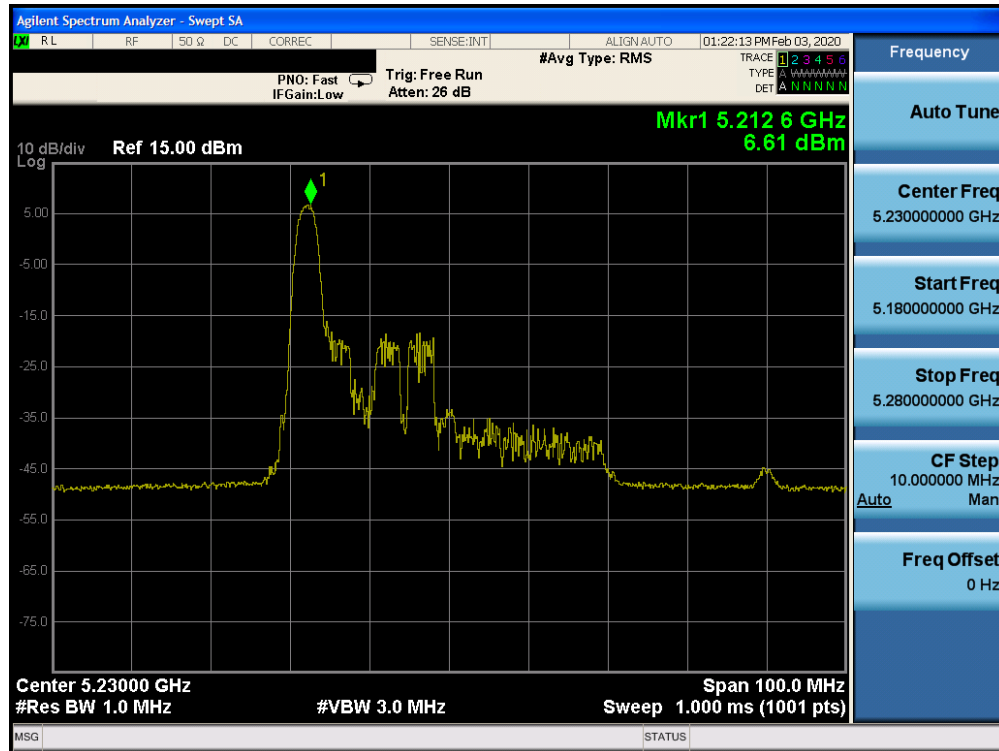


Plot 7-493. Power Spectral Density Plot CDD CORE 0 (40MHz BW 802.11ax Index 17 – RU26 (UNII Band 1) – Ch. 38)

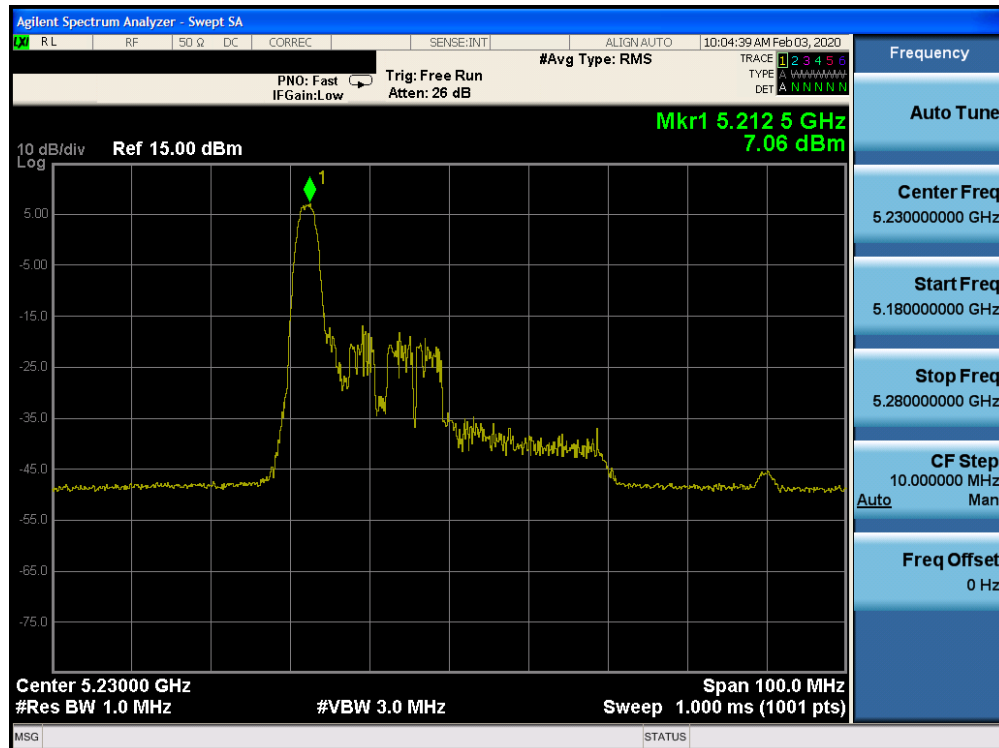


Plot 7-494. Power Spectral Density Plot CDD CORE 1 (40MHz BW 802.11ax Index 17 – RU26 (UNII Band 1) – Ch. 38)

FCC ID: BCGA2229		MEASUREMENT REPORT (CERTIFICATION)	Approved by: Quality Manager
Test Report S/N: 1C1912170053-09-R1.BCG	Test Dates: 12/10/2019 - 02/12/2020	EUT Type: Tablet Device	Page 300 of 563

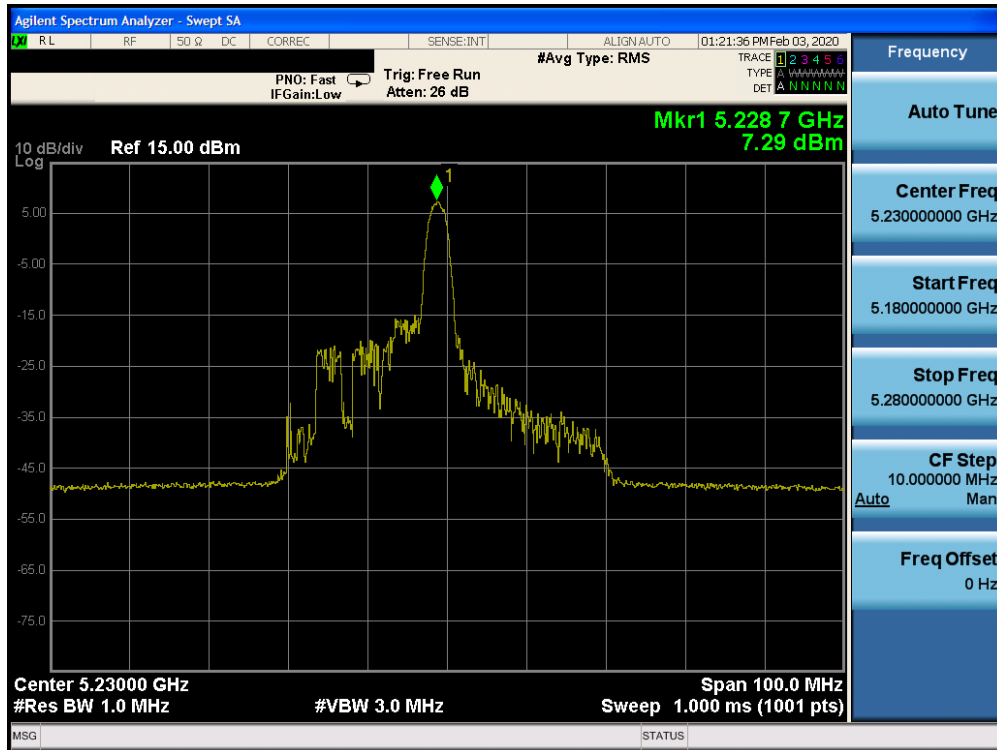


Plot 7-495. Power Spectral Density Plot CDD CORE 0 (40MHz BW 802.11ax Index 0 – RU26 (UNII Band 1) – Ch. 46)

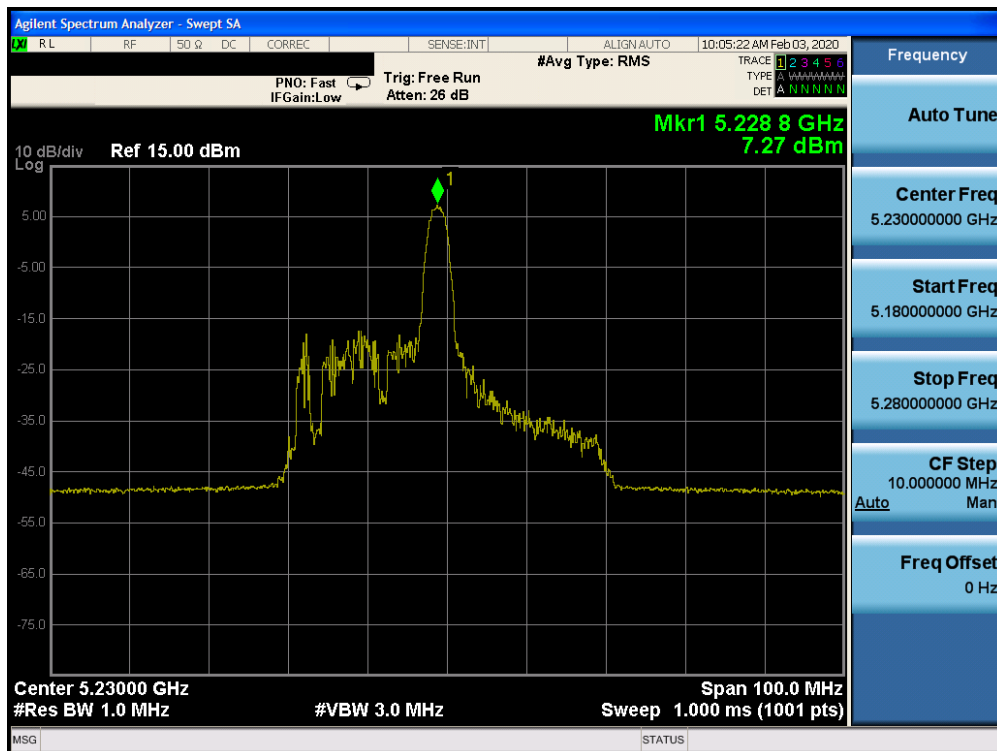


Plot 7-496. Power Spectral Density Plot CDD CORE 1 (40MHz BW 802.11ax Index 0 – RU26 (UNII Band 1) – Ch. 46)

FCC ID: BCGA2229	PCTEST	MEASUREMENT REPORT (CERTIFICATION)	Approved by: Quality Manager
Test Report S/N: 1C1912170053-09-R1.BCG	Test Dates: 12/10/2019 - 02/12/2020	EUT Type: Tablet Device	Page 301 of 563

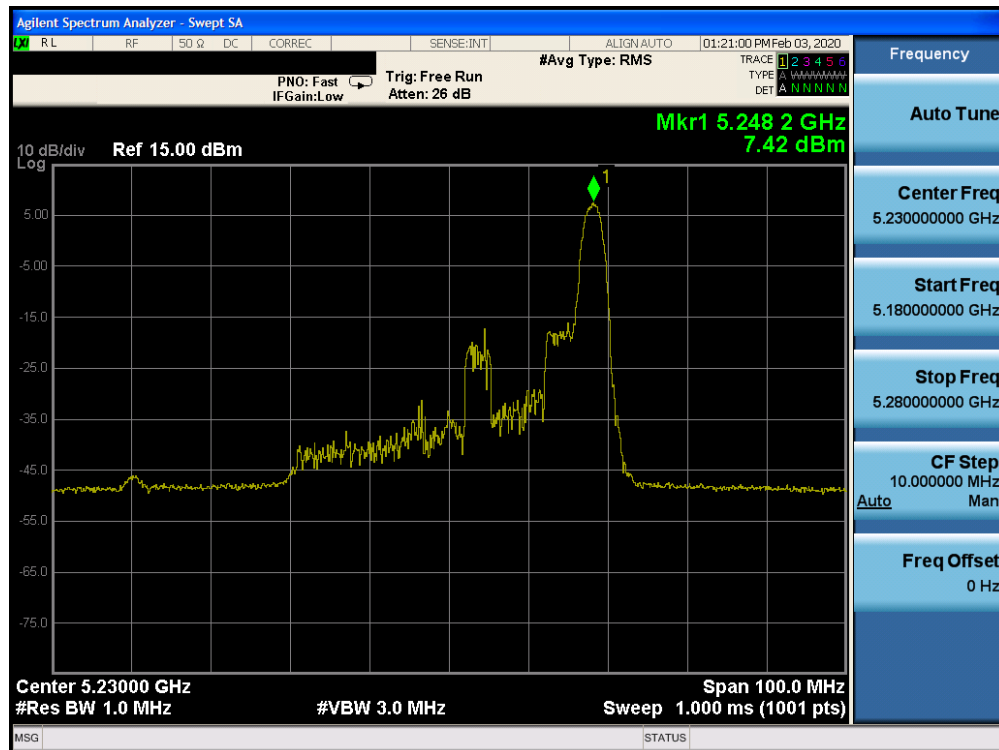


Plot 7-497. Power Spectral Density Plot CDD CORE 0 (40MHz BW 802.11ax Index 8 – RU26 (UNII Band 1) – Ch. 46)

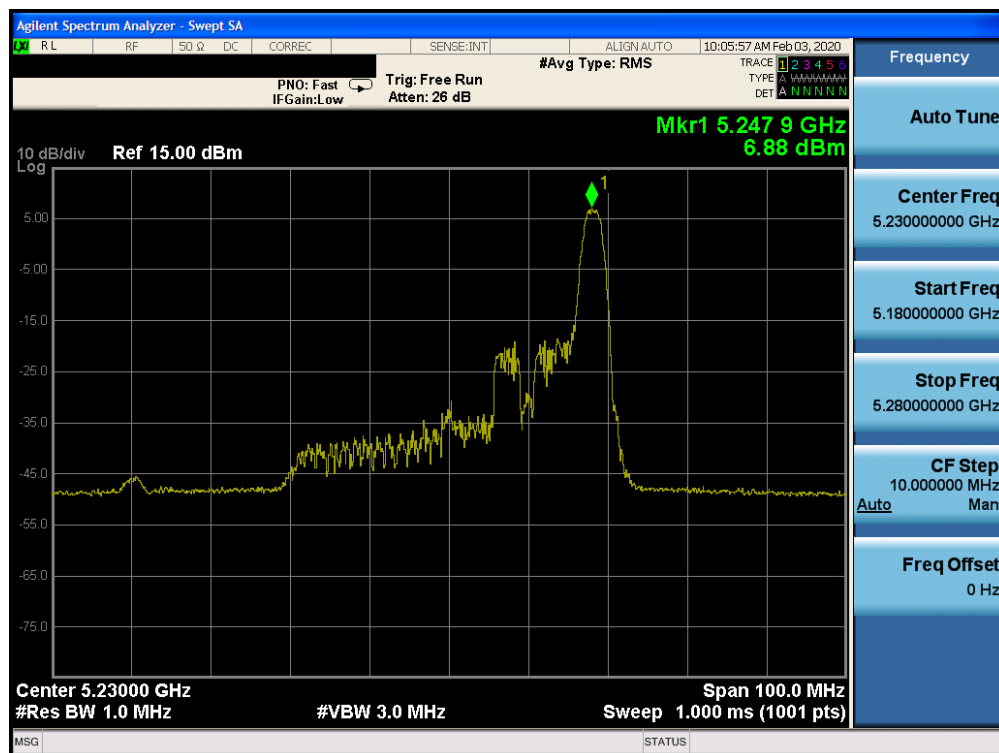


Plot 7-498. Power Spectral Density Plot CDD CORE 1 (40MHz BW 802.11ax Index 8 – RU26 (UNII Band 1) – Ch. 46)

FCC ID: BCGA2229	PCTEST	MEASUREMENT REPORT (CERTIFICATION)	Approved by: Quality Manager
Test Report S/N: 1C1912170053-09-R1.BCG	Test Dates: 12/10/2019 - 02/12/2020	EUT Type: Tablet Device	Page 302 of 563

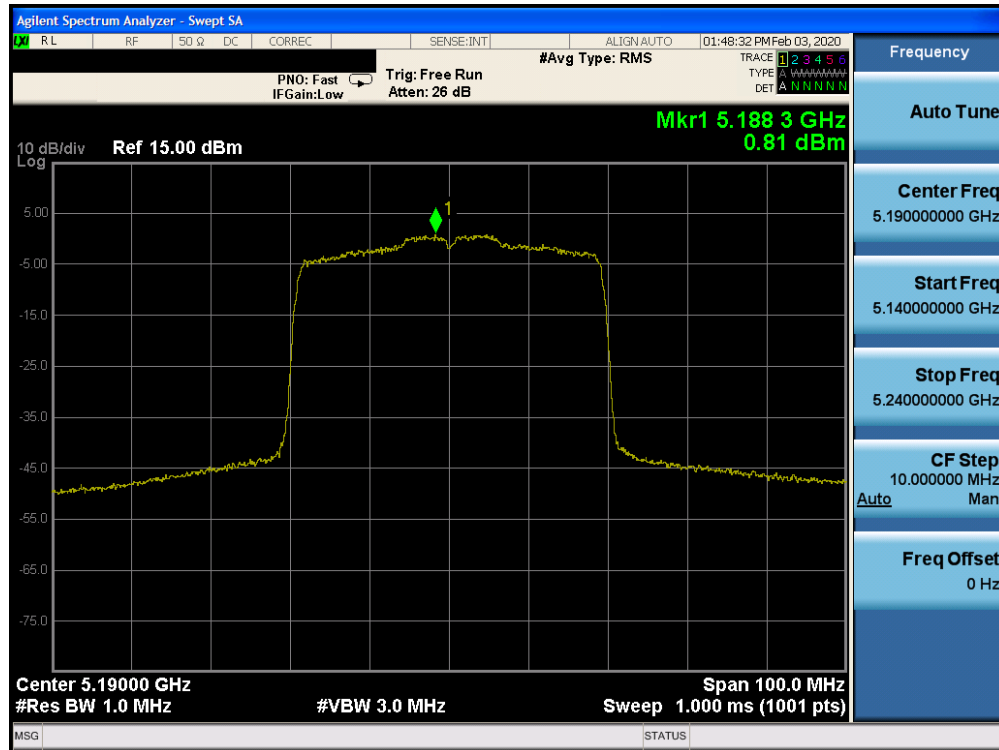


Plot 7-499. Power Spectral Density Plot CDD CORE 0 (40MHz BW 802.11ax Index 17 – RU26 (UNII Band 1) – Ch. 46)

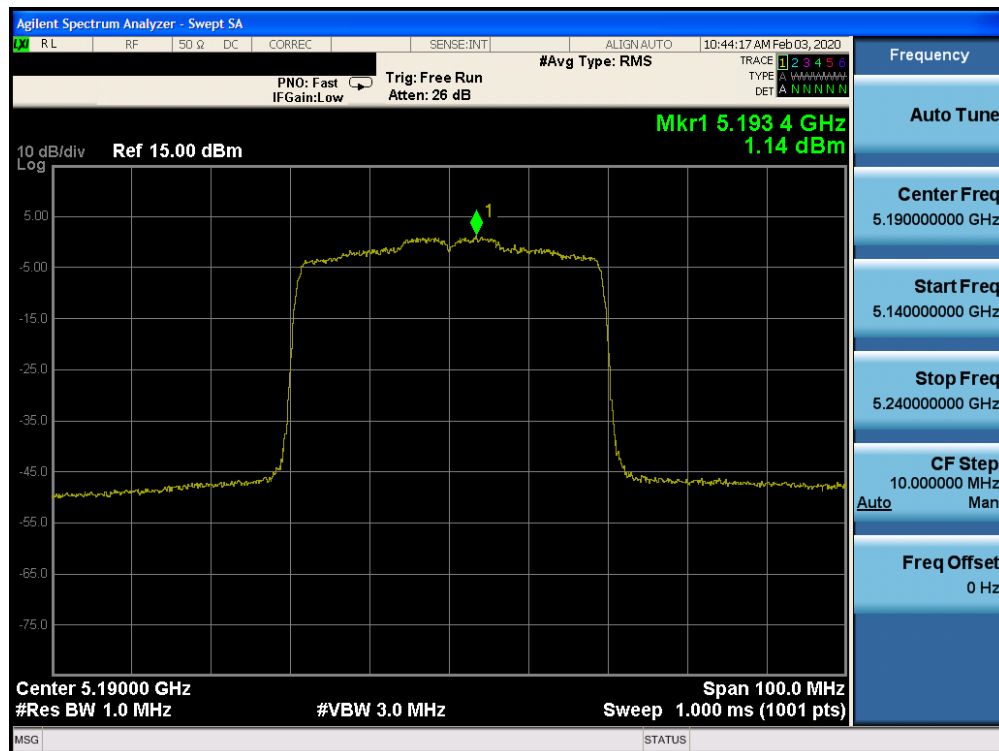


Plot 7-500. Power Spectral Density Plot CDD CORE 1 (40MHz BW 802.11ax Index 17 – RU26 (UNII Band 1) – Ch. 46)

FCC ID: BCGA2229		MEASUREMENT REPORT (CERTIFICATION)	Approved by: Quality Manager
Test Report S/N: 1C1912170053-09-R1.BCG	Test Dates: 12/10/2019 - 02/12/2020	EUT Type: Tablet Device	Page 303 of 563

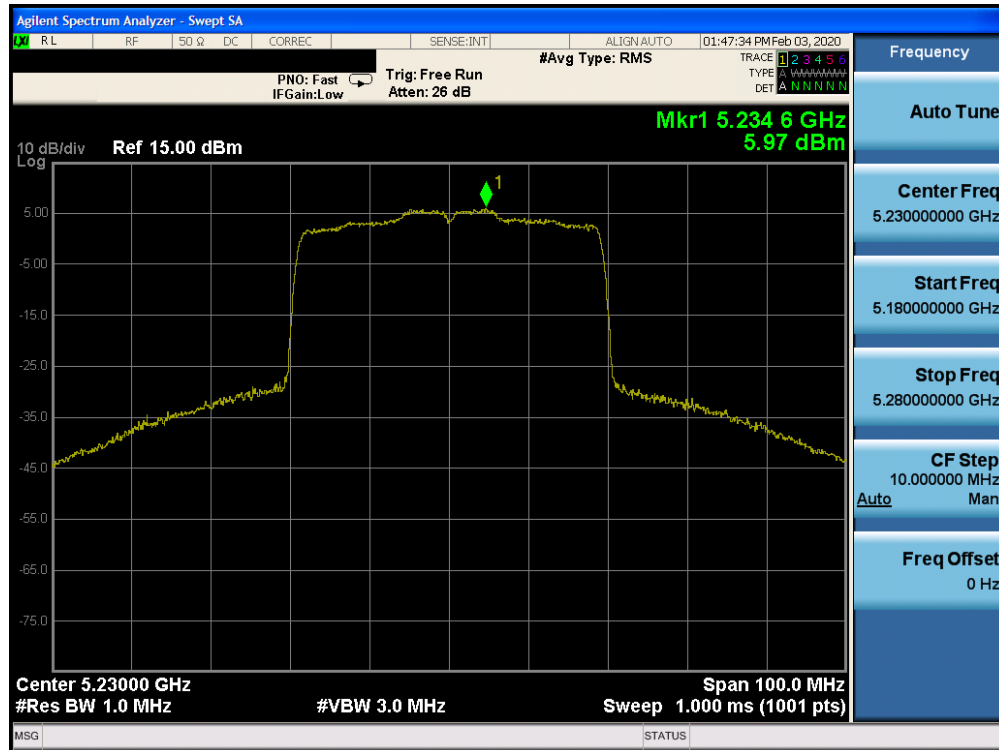


Plot 7-501. Power Spectral Density Plot CDD CORE 0 (40MHz BW 802.11ax – RU484 (UNII Band 1) – Ch. 38)

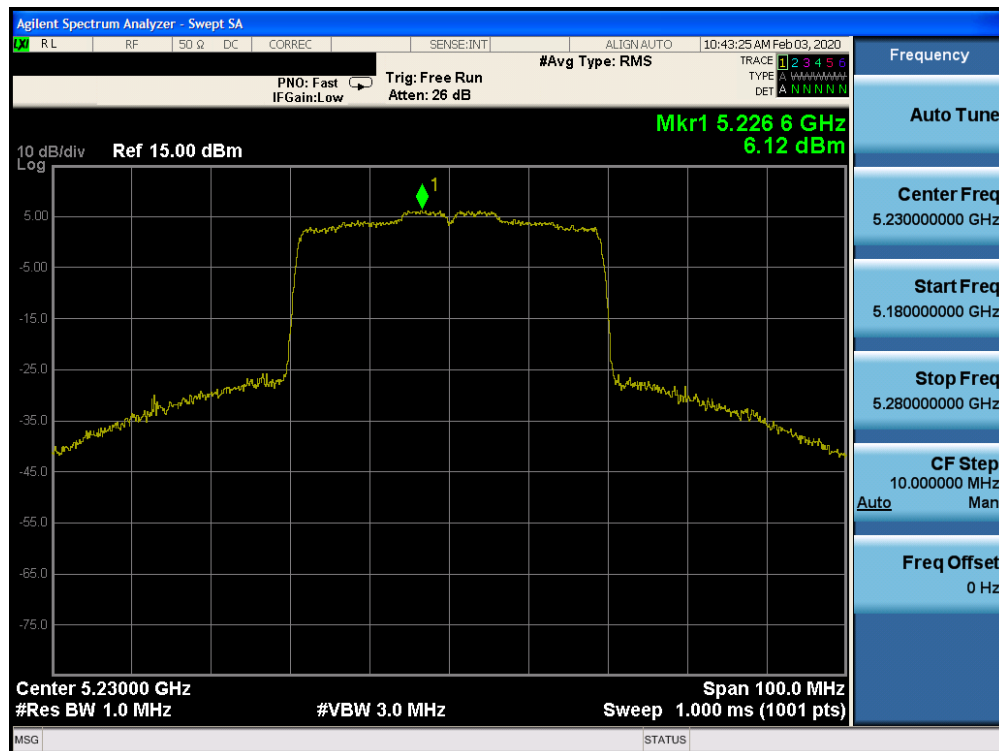


Plot 7-502. Power Spectral Density Plot CDD CORE 1 (40MHz BW 802.11ax – RU484 (UNII Band 1) – Ch. 38)

FCC ID: BCGA2229		MEASUREMENT REPORT (CERTIFICATION)	Approved by: Quality Manager
Test Report S/N: 1C1912170053-09-R1.BCG	Test Dates: 12/10/2019 - 02/12/2020	EUT Type: Tablet Device	Page 304 of 563

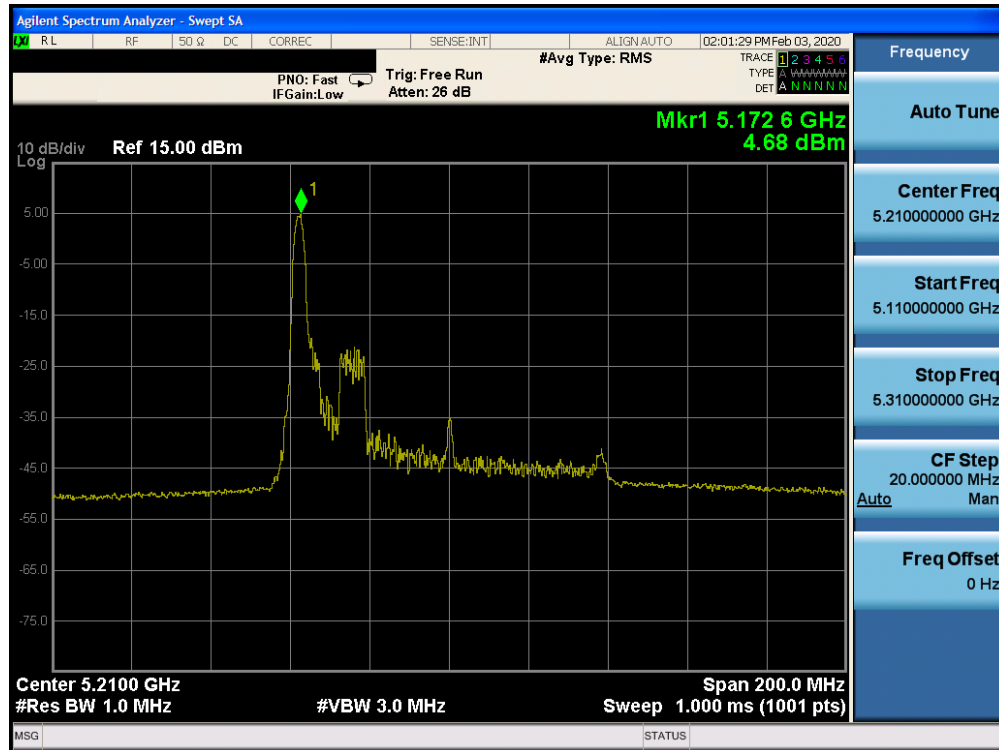


Plot 7-503. Power Spectral Density Plot CDD CORE 0 (40MHz BW 802.11ax – RU484 (UNII Band 1) – Ch. 46)

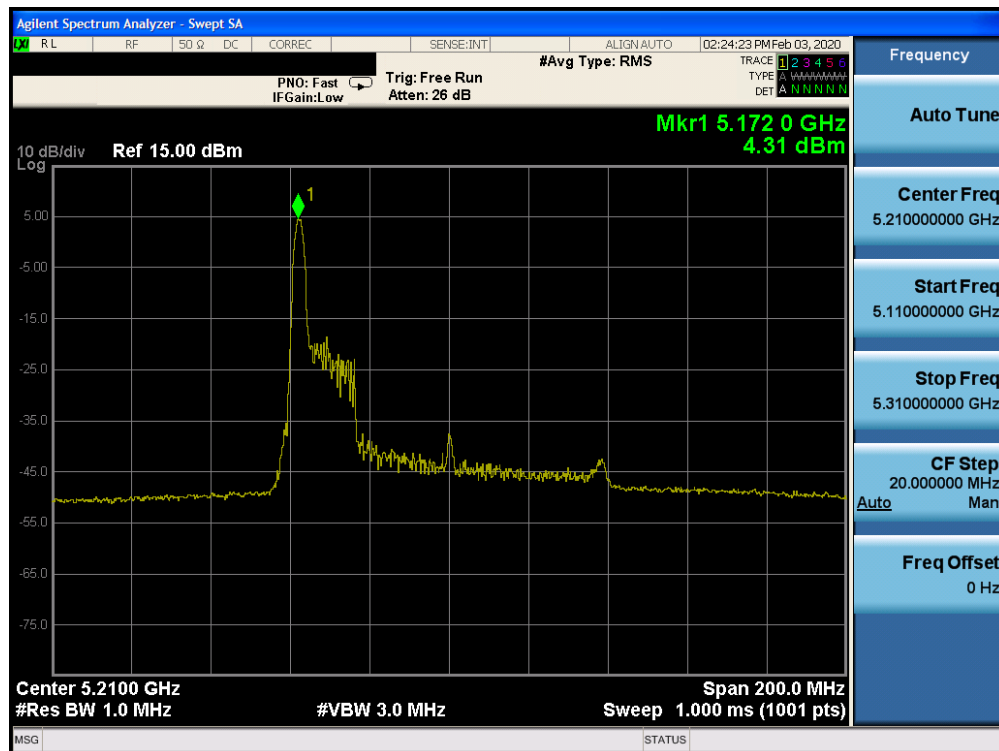


Plot 7-504. Power Spectral Density Plot CDD CORE 1 (40MHz BW 802.11ax – RU484 (UNII Band 1) – Ch. 46)

FCC ID: BCGA2229		MEASUREMENT REPORT (CERTIFICATION)	Approved by: Quality Manager
Test Report S/N: 1C1912170053-09-R1.BCG	Test Dates: 12/10/2019 - 02/12/2020	EUT Type: Tablet Device	Page 305 of 563

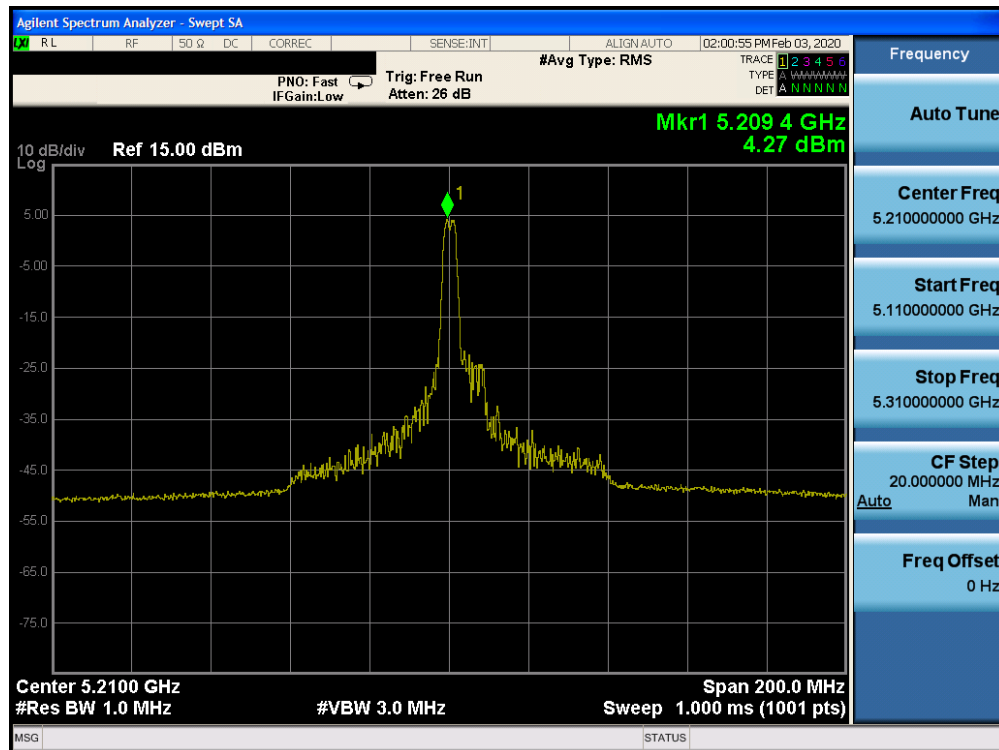


Plot 7-505. Power Spectral Density Plot CDD CORE 0 (80MHz BW 802.11ax Index 0 – RU26 (UNII Band 1) – Ch. 42)

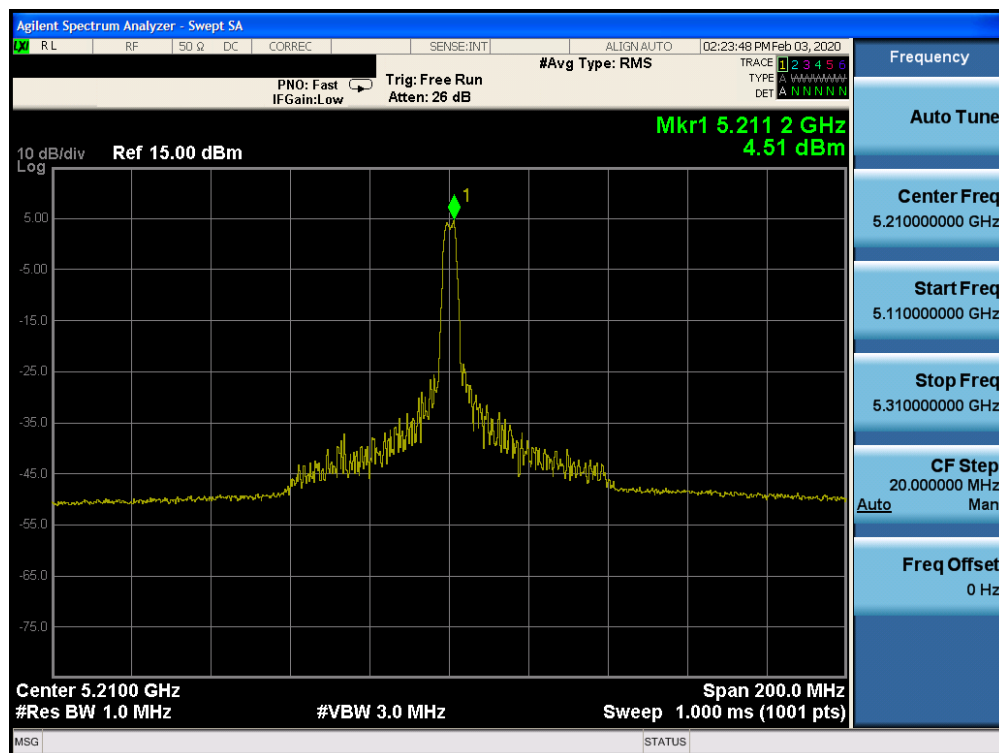


Plot 7-506. Power Spectral Density Plot CDD CORE 1 (80MHz BW 802.11ax Index 0 – RU26 (UNII Band 1) – Ch. 42)

FCC ID: BCGA2229		MEASUREMENT REPORT (CERTIFICATION)	Approved by: Quality Manager
Test Report S/N: 1C1912170053-09-R1.BCG	Test Dates: 12/10/2019 - 02/12/2020	EUT Type: Tablet Device	Page 306 of 563

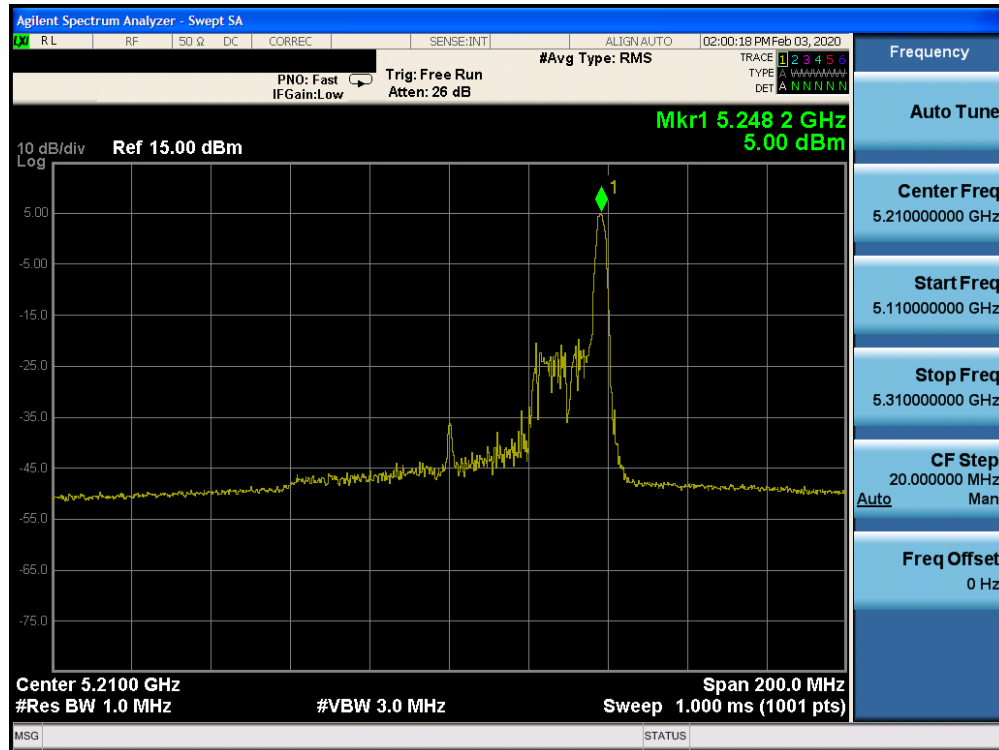


Plot 7-507. Power Spectral Density Plot CDD CORE 0 (80MHz BW 802.11ax Index 18 – RU26 (UNII Band 1) – Ch. 42)

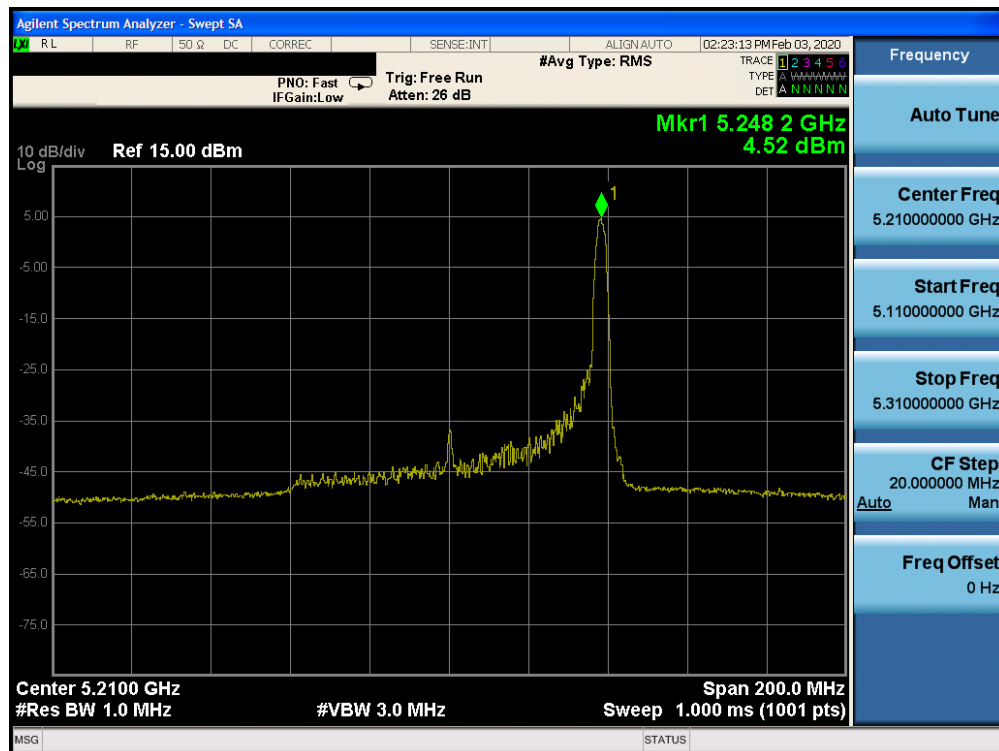


Plot 7-508. Power Spectral Density Plot CDD CORE 1 (80MHz BW 802.11ax Index 18 – RU26 (UNII Band 1) – Ch. 42)

FCC ID: BCGA2229	 MEASUREMENT REPORT (CERTIFICATION)		Approved by: Quality Manager
Test Report S/N: 1C1912170053-09-R1.BCG	Test Dates: 12/10/2019 - 02/12/2020	EUT Type: Tablet Device	Page 307 of 563

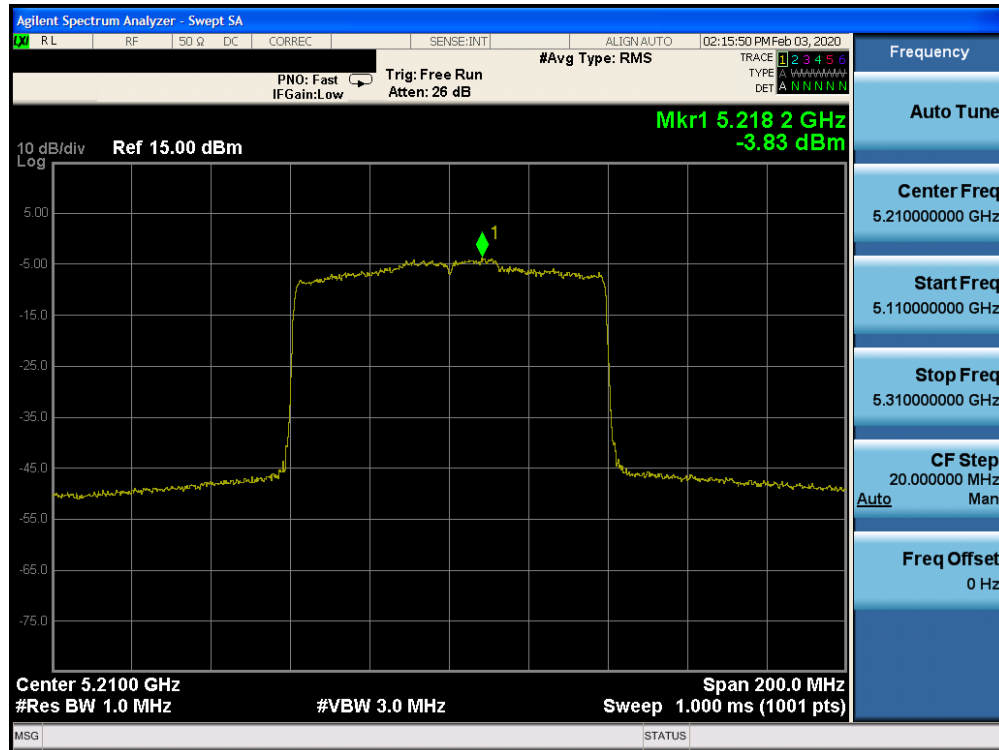


Plot 7-509. Power Spectral Density Plot CDD CORE 0 (80MHz BW 802.11ax Index 36 – RU26 (UNII Band 1) – Ch. 42)

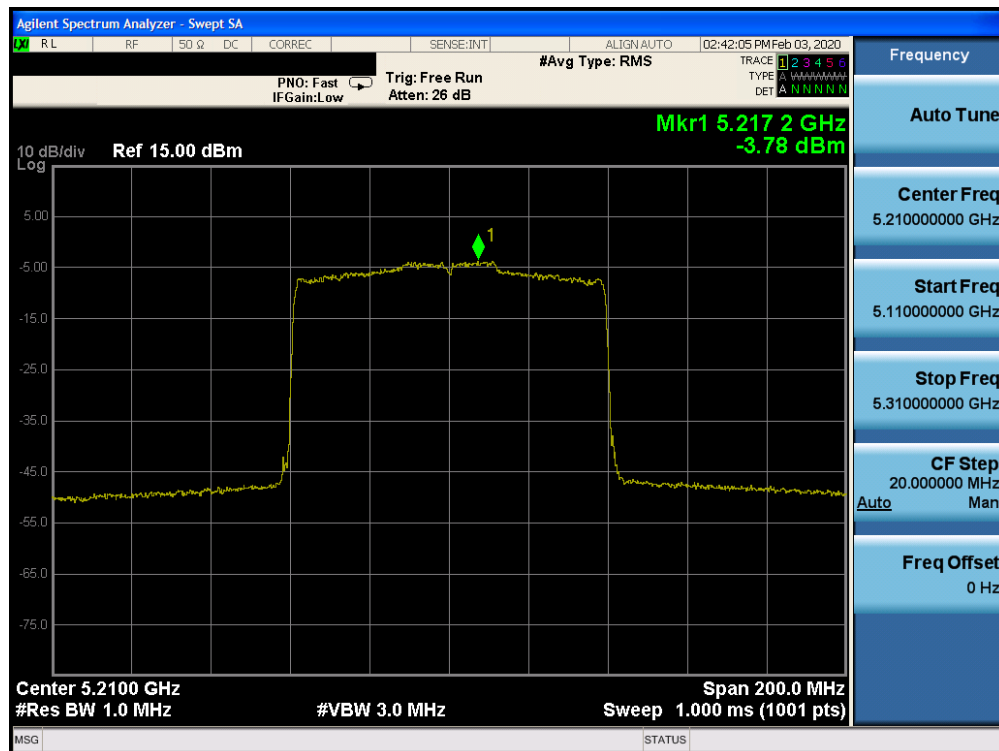


Plot 7-510. Power Spectral Density Plot CDD CORE 1 (80MHz BW 802.11ax Index 36 – RU26 (UNII Band 1) – Ch. 42)

FCC ID: BCGA2229		MEASUREMENT REPORT (CERTIFICATION)	Approved by: Quality Manager
Test Report S/N: 1C1912170053-09-R1.BCG	Test Dates: 12/10/2019 - 02/12/2020	EUT Type: Tablet Device	Page 308 of 563

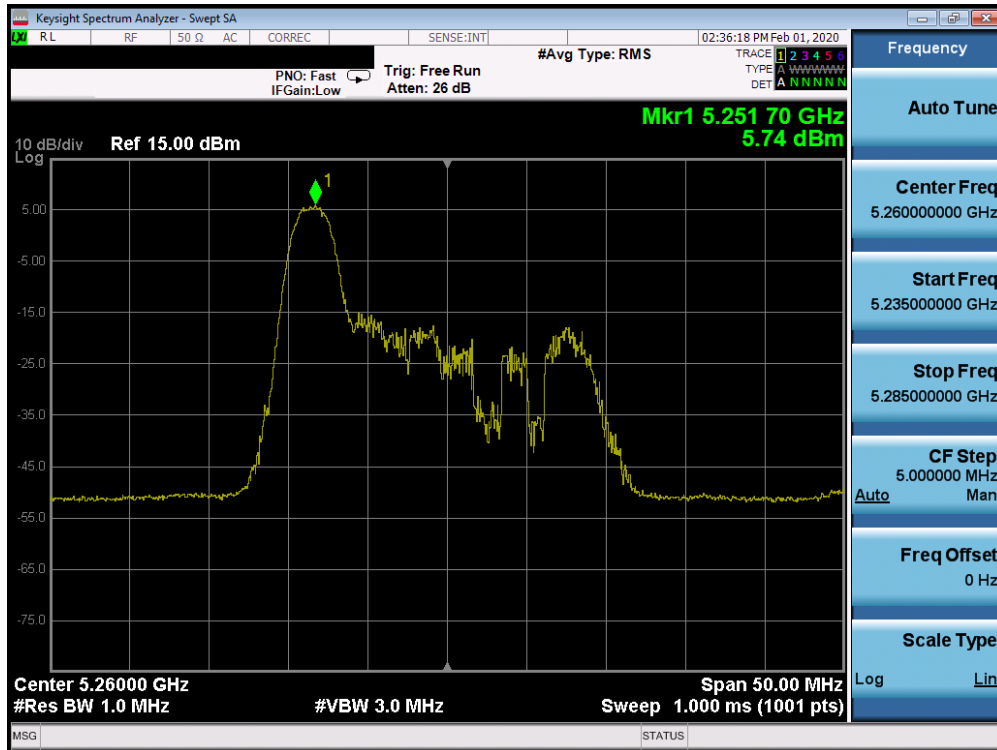


Plot 7-511. Power Spectral Density Plot CDD CORE 0 (80MHz BW 802.11ax – RU996 (UNII Band 1) – Ch. 42)

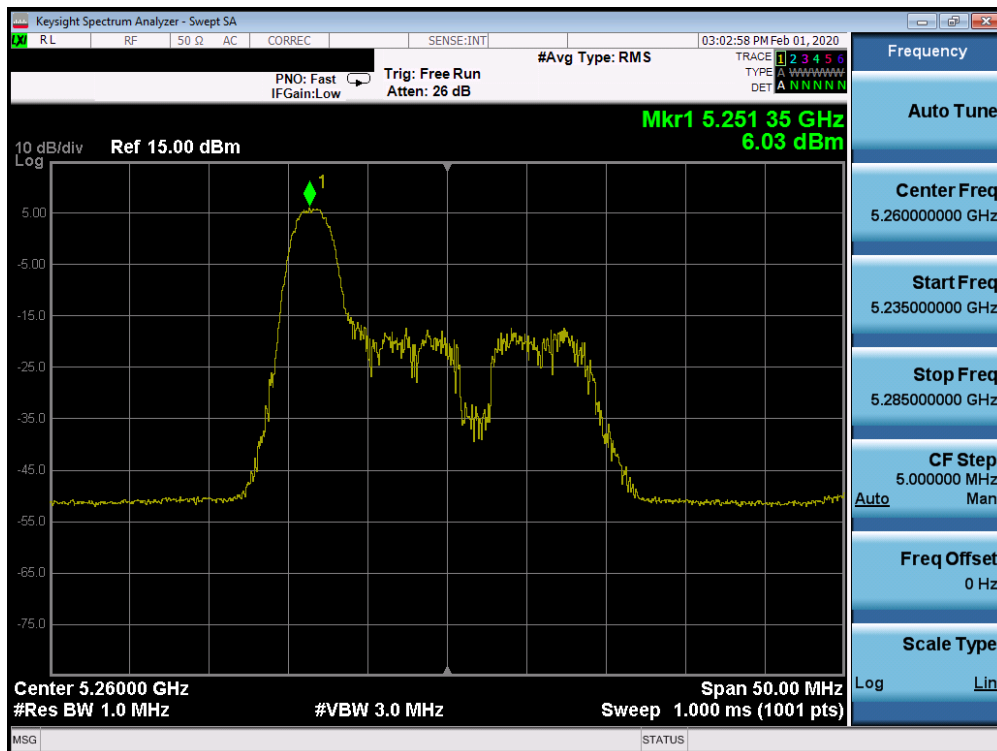


Plot 7-512. Power Spectral Density Plot CDD CORE 1 (80MHz BW 802.11ax – RU996 (UNII Band 1) – Ch. 42)

FCC ID: BCGA2229		MEASUREMENT REPORT (CERTIFICATION)	Approved by: Quality Manager
Test Report S/N: 1C1912170053-09-R1.BCG	Test Dates: 12/10/2019 - 02/12/2020	EUT Type: Tablet Device	Page 309 of 563

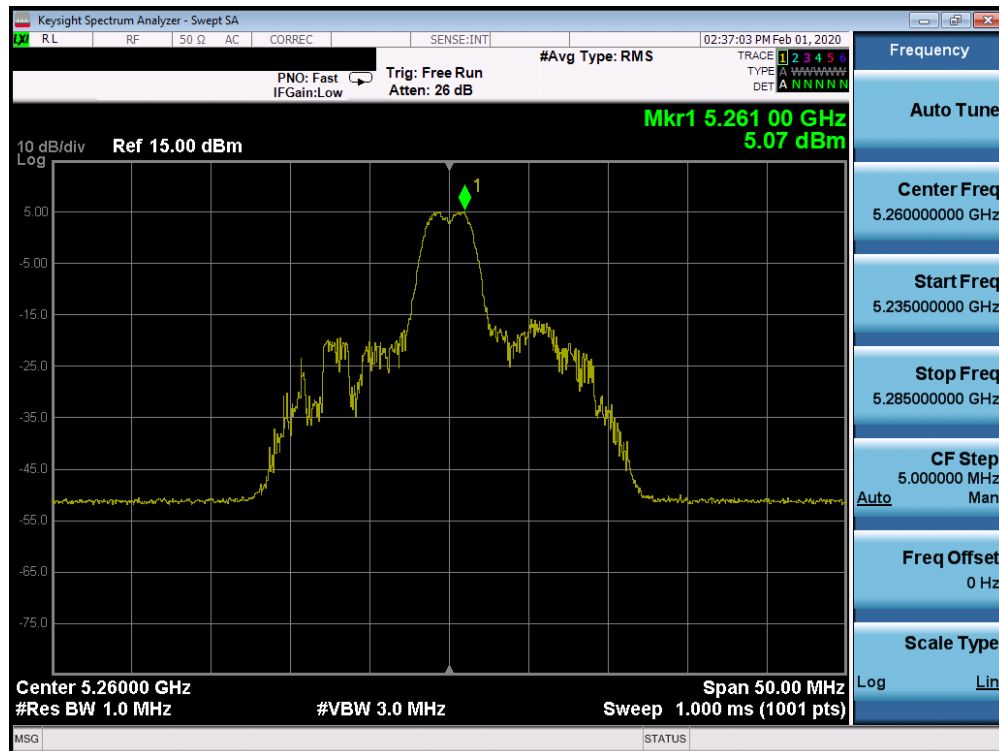


Plot 7-513. Power Spectral Density Plot SDM CORE 0 (20MHz BW 802.11ax Index 0 – RU26 (UNII Band 2A) – Ch. 52)

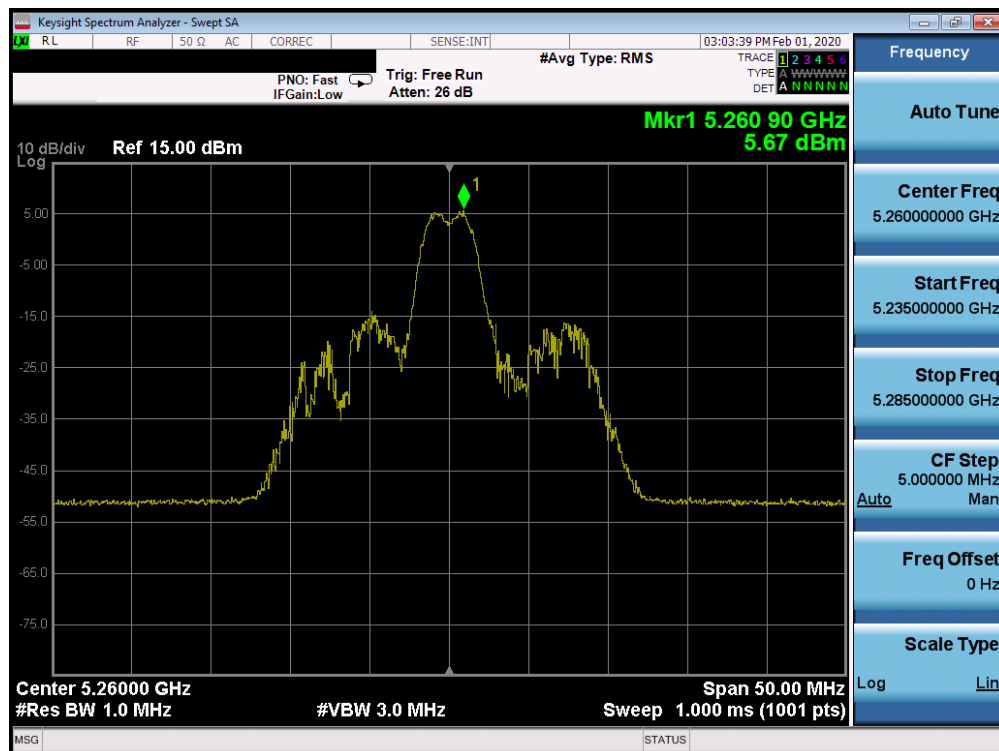


Plot 7-514. Power Spectral Density Plot SDM CORE 1 (20MHz BW 802.11ax Index 0 – RU26 (UNII Band 2A) – Ch. 52)

FCC ID: BCGA2229	PCTEST	MEASUREMENT REPORT (CERTIFICATION)	Approved by: Quality Manager
Test Report S/N: 1C1912170053-09-R1.BCG	Test Dates: 12/10/2019 - 02/12/2020	EUT Type: Tablet Device	Page 310 of 563

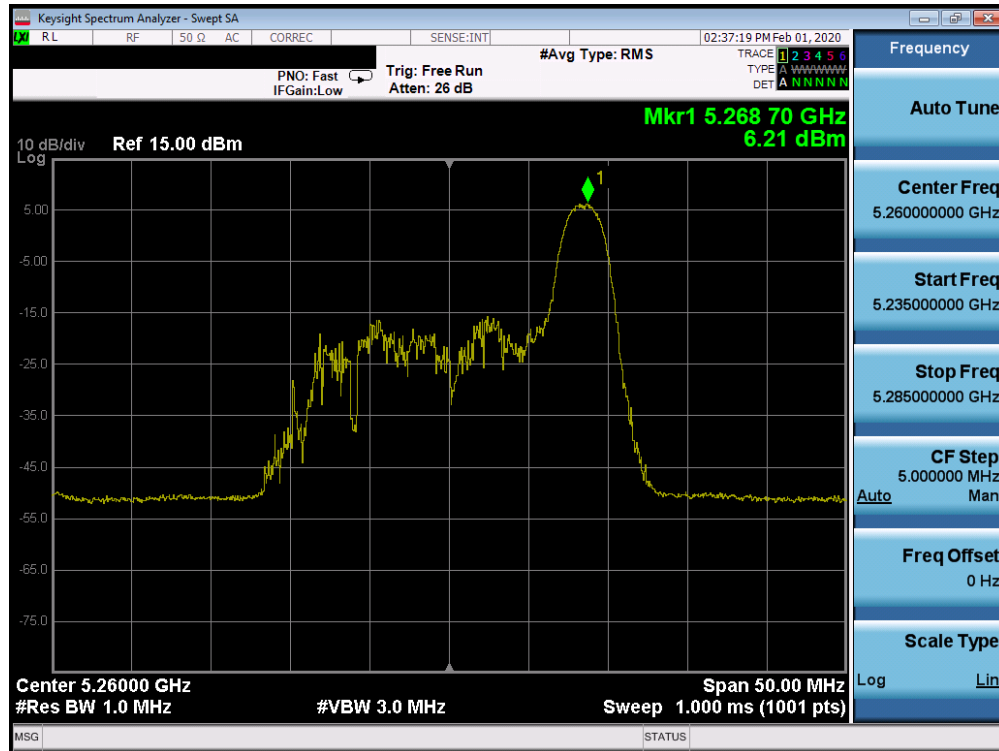


Plot 7-515. Power Spectral Density Plot SDM CORE 0 (20MHz BW 802.11ax Index 4 – RU26 (UNII Band 2A) – Ch. 52)

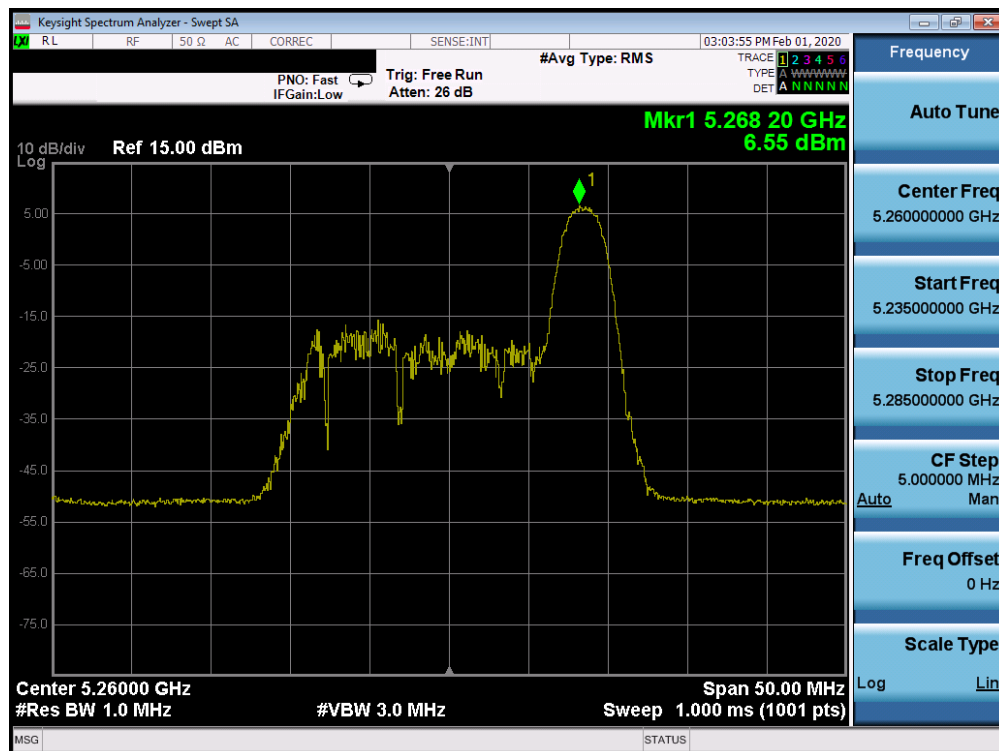


Plot 7-516. Power Spectral Density Plot SDM CORE 1 (20MHz BW 802.11ax Index 4 – RU26 (UNII Band 2A) – Ch. 52)

FCC ID: BCGA2229		MEASUREMENT REPORT (CERTIFICATION)	Approved by: Quality Manager
Test Report S/N: 1C1912170053-09-R1.BCG	Test Dates: 12/10/2019 - 02/12/2020	EUT Type: Tablet Device	Page 311 of 563

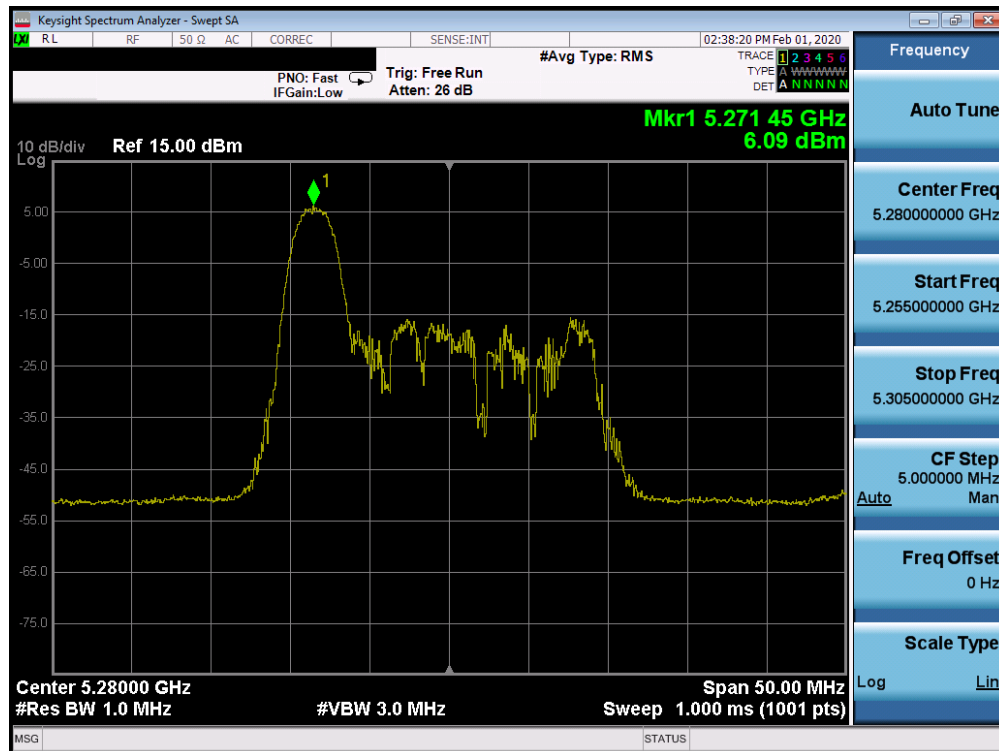


Plot 7-517. Power Spectral Density Plot SDM CORE 0 (20MHz BW 802.11ax Index 8 – RU26 (UNII Band 2A) – Ch. 52)

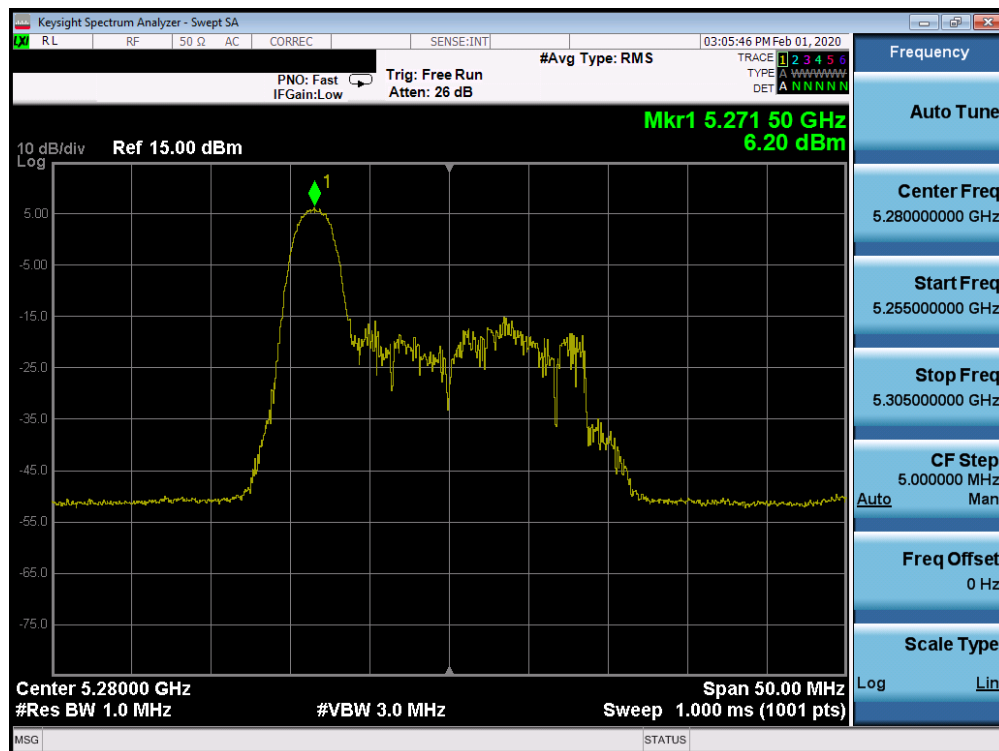


Plot 7-518. Power Spectral Density Plot SDM CORE 1 (20MHz BW 802.11ax Index 8 – RU26 (UNII Band 2A) – Ch. 52)

FCC ID: BCGA2229	PCTEST	MEASUREMENT REPORT (CERTIFICATION)	Approved by: Quality Manager
Test Report S/N: 1C1912170053-09-R1.BCG	Test Dates: 12/10/2019 - 02/12/2020	EUT Type: Tablet Device	Page 312 of 563

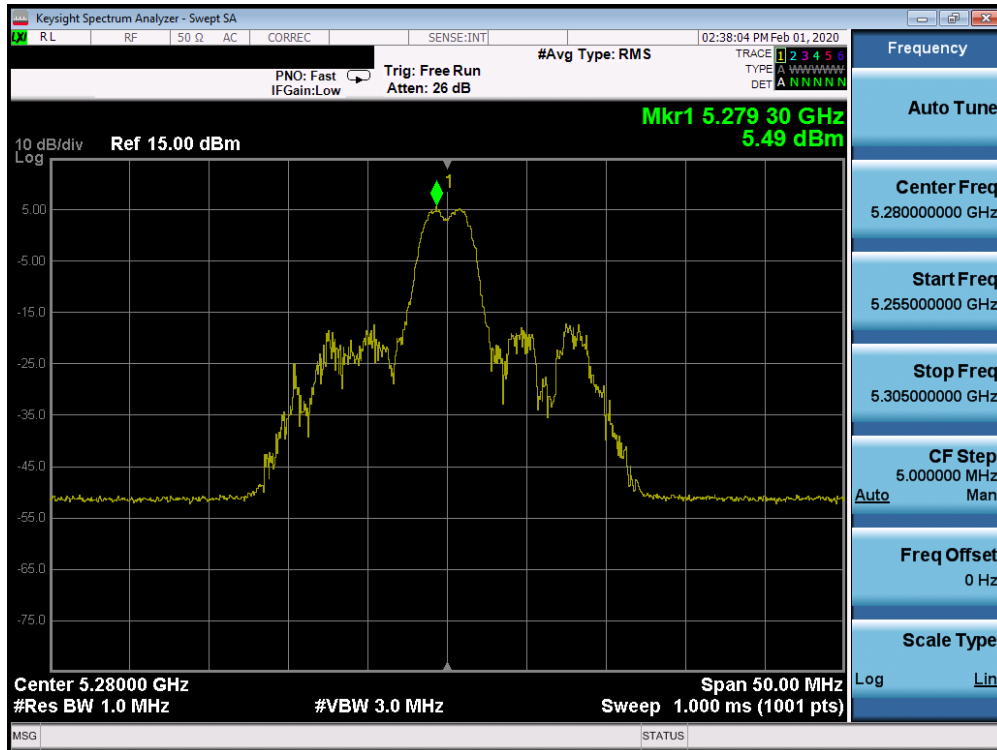


Plot 7-519. Power Spectral Density Plot SDM CORE 0 (20MHz BW 802.11ax Index 0 – RU26 (UNII Band 2A) – Ch. 56)

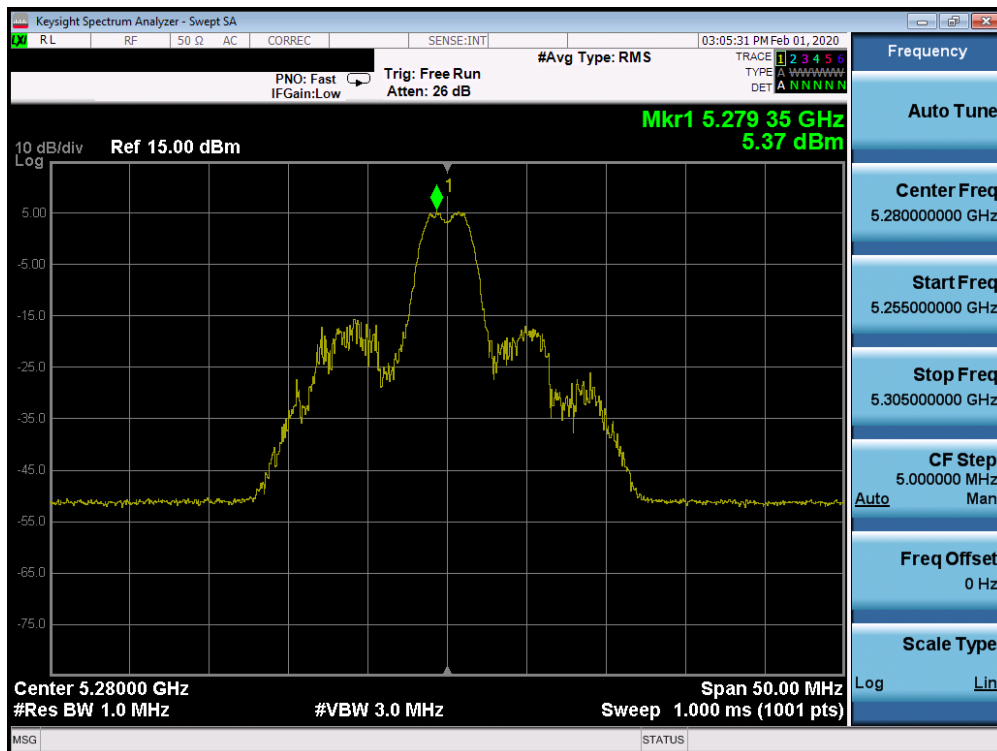


Plot 7-520. Power Spectral Density Plot SDM CORE 1 (20MHz BW 802.11ax Index 0 – RU26 (UNII Band 2A) – Ch. 56)

FCC ID: BCGA2229	PCTEST	MEASUREMENT REPORT (CERTIFICATION)	Approved by: Quality Manager
Test Report S/N: 1C1912170053-09-R1.BCG	Test Dates: 12/10/2019 - 02/12/2020	EUT Type: Tablet Device	Page 313 of 563

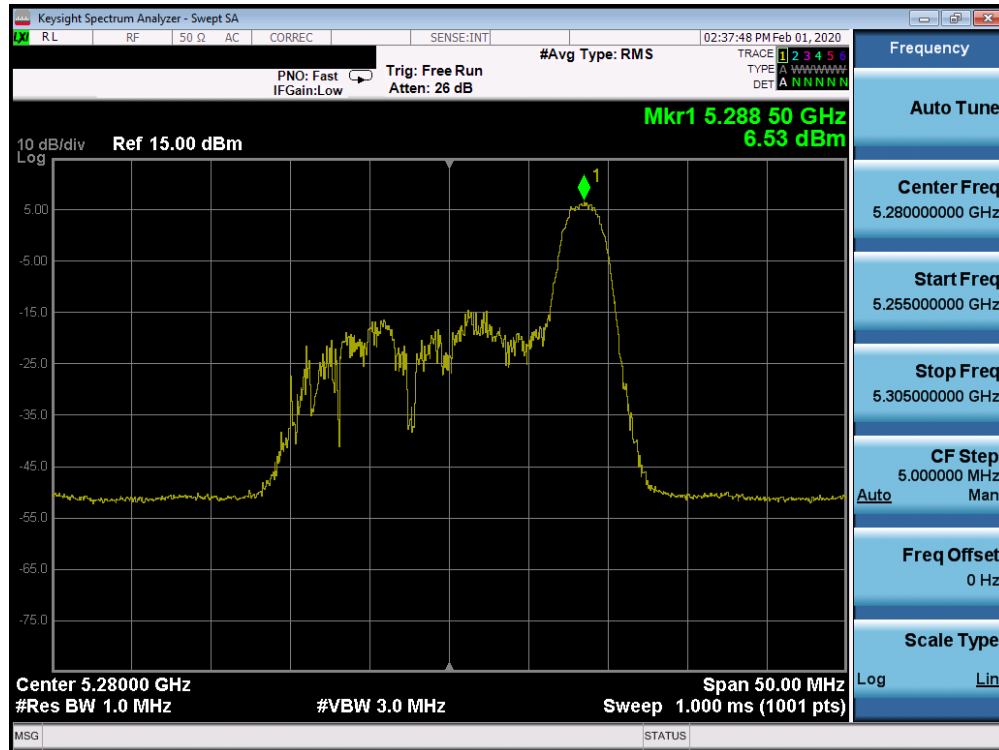


Plot 7-521. Power Spectral Density Plot SDM CORE 0 (20MHz BW 802.11ax Index 4 – RU26 (UNII Band 2A) – Ch. 56)

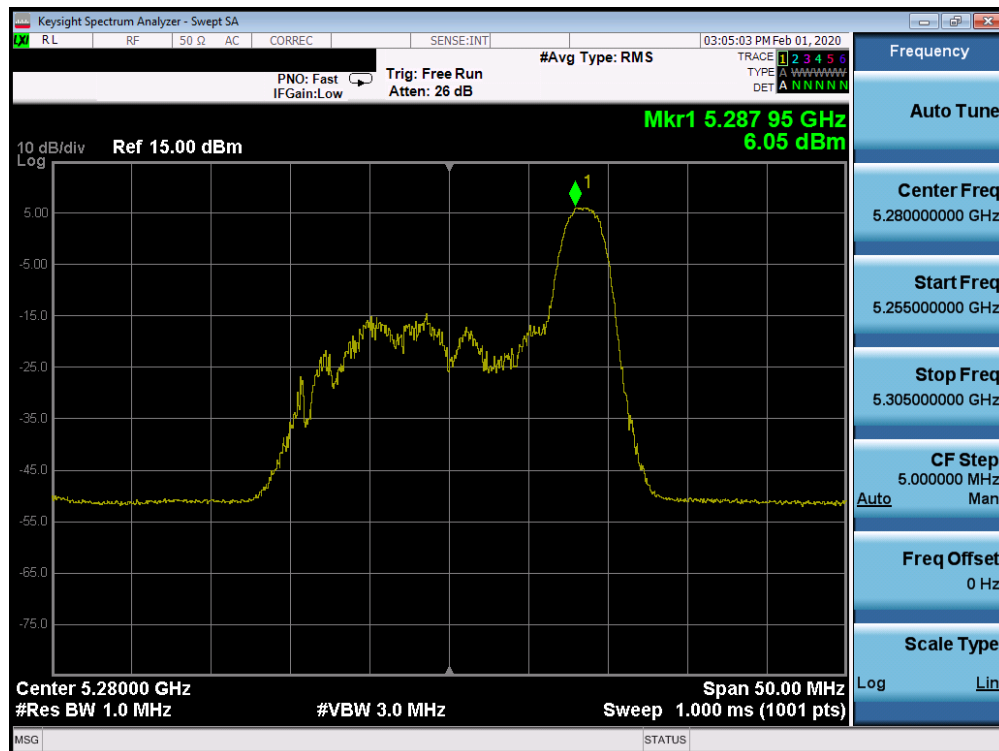


Plot 7-522. Power Spectral Density Plot SDM CORE 1 (20MHz BW 802.11ax Index 4 – RU26 (UNII Band 2A) – Ch. 56)

FCC ID: BCGA2229		MEASUREMENT REPORT (CERTIFICATION)	Approved by: Quality Manager
Test Report S/N: 1C1912170053-09-R1.BCG	Test Dates: 12/10/2019 - 02/12/2020	EUT Type: Tablet Device	Page 314 of 563

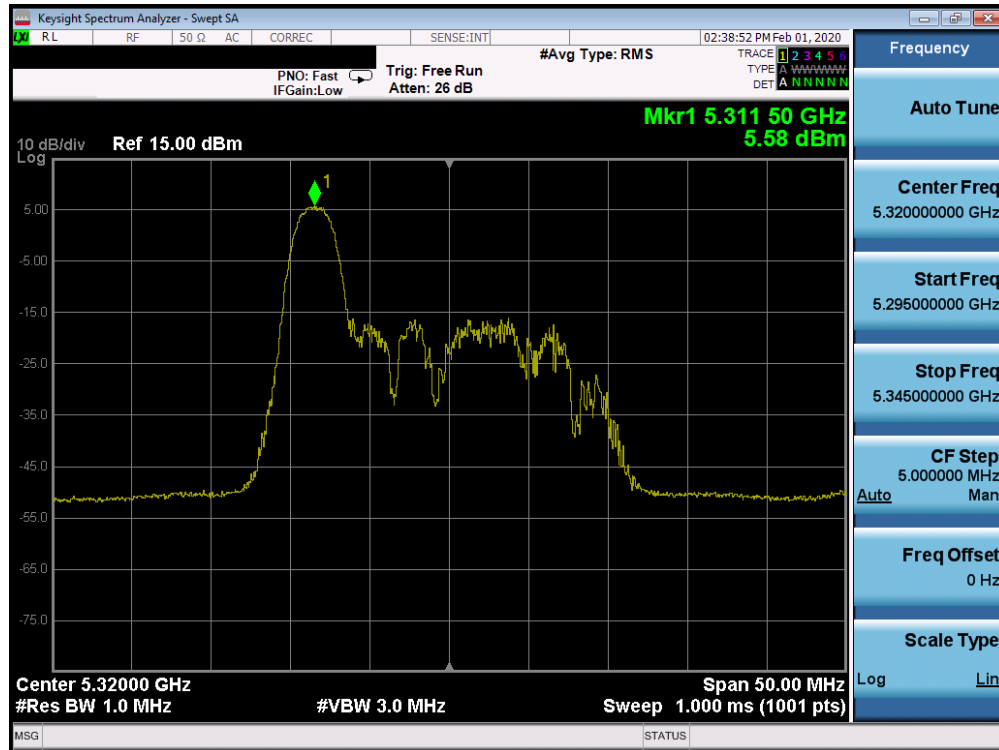


Plot 7-523. Power Spectral Density Plot SDM CORE 0 (20MHz BW 802.11ax Index 8– RU26 (UNII Band 2A) – Ch. 56)

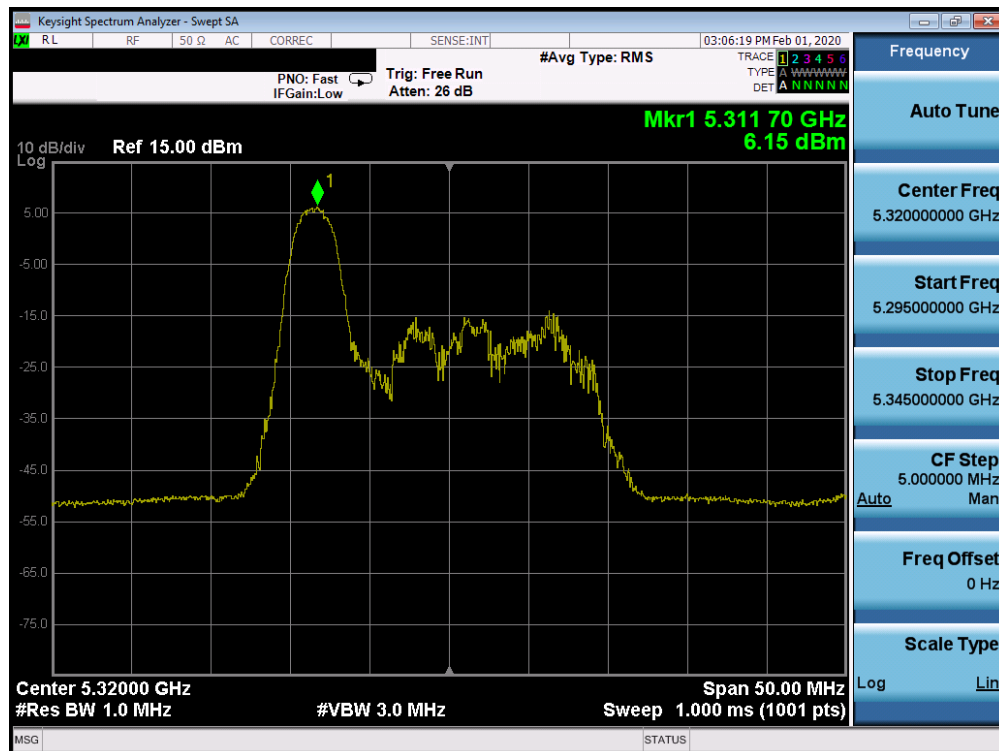


Plot 7-524. Power Spectral Density Plot SDM CORE 1 (20MHz BW 802.11ax Index 8– RU26 (UNII Band 2A) – Ch. 56)

FCC ID: BCGA2229	PCTEST	MEASUREMENT REPORT (CERTIFICATION)	Approved by: Quality Manager
Test Report S/N: 1C1912170053-09-R1.BCG	Test Dates: 12/10/2019 - 02/12/2020	EUT Type: Tablet Device	Page 315 of 563

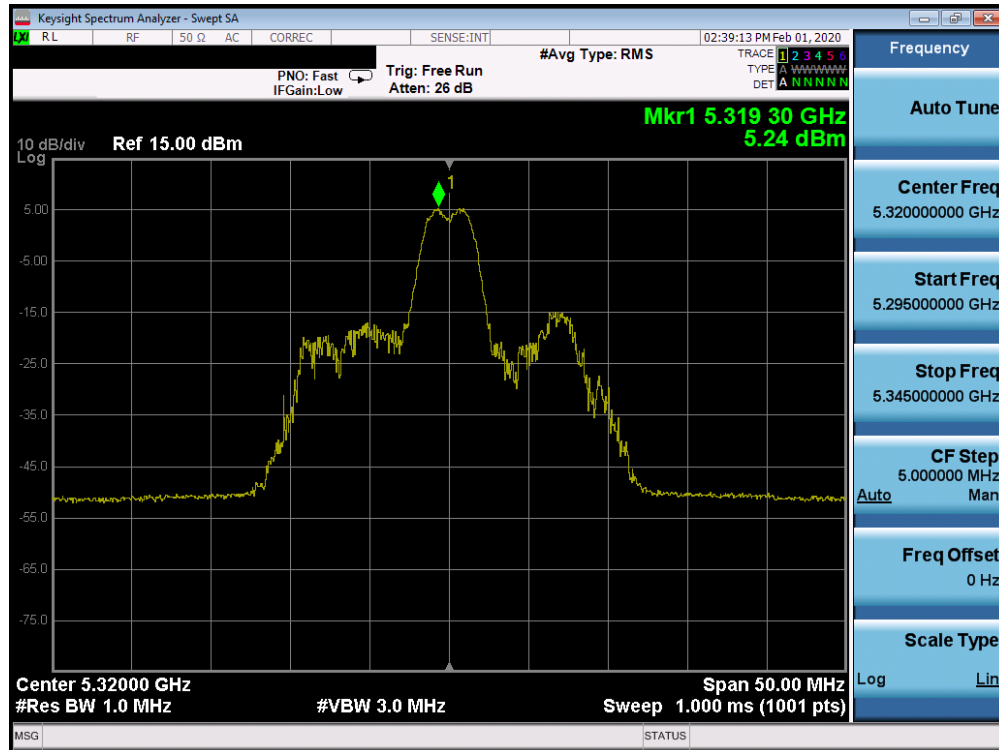


Plot 7-525. Power Spectral Density Plot SDM CORE 0 (20MHz BW 802.11ax Index 0 – RU26 (UNII Band 2A) – Ch. 64)

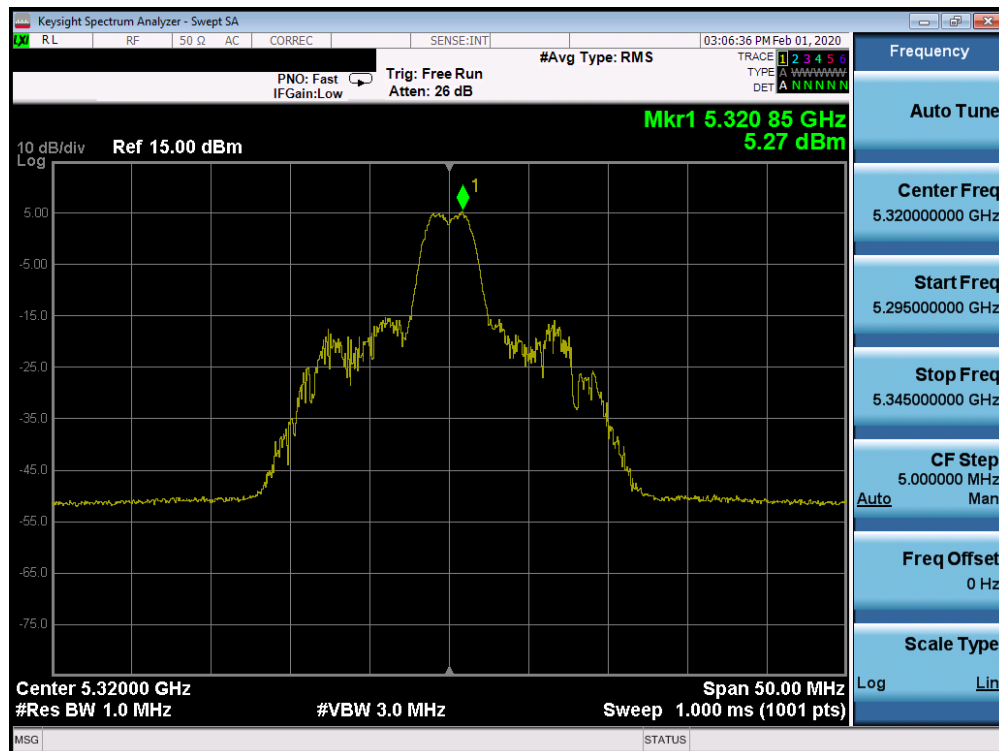


Plot 7-526. Power Spectral Density Plot SDM CORE 1 (20MHz BW 802.11ax Index 0 – RU26 (UNII Band 2A) – Ch. 64)

FCC ID: BCGA2229	PCTEST	MEASUREMENT REPORT (CERTIFICATION)	Approved by: Quality Manager
Test Report S/N: 1C1912170053-09-R1.BCG	Test Dates: 12/10/2019 - 02/12/2020	EUT Type: Tablet Device	Page 316 of 563

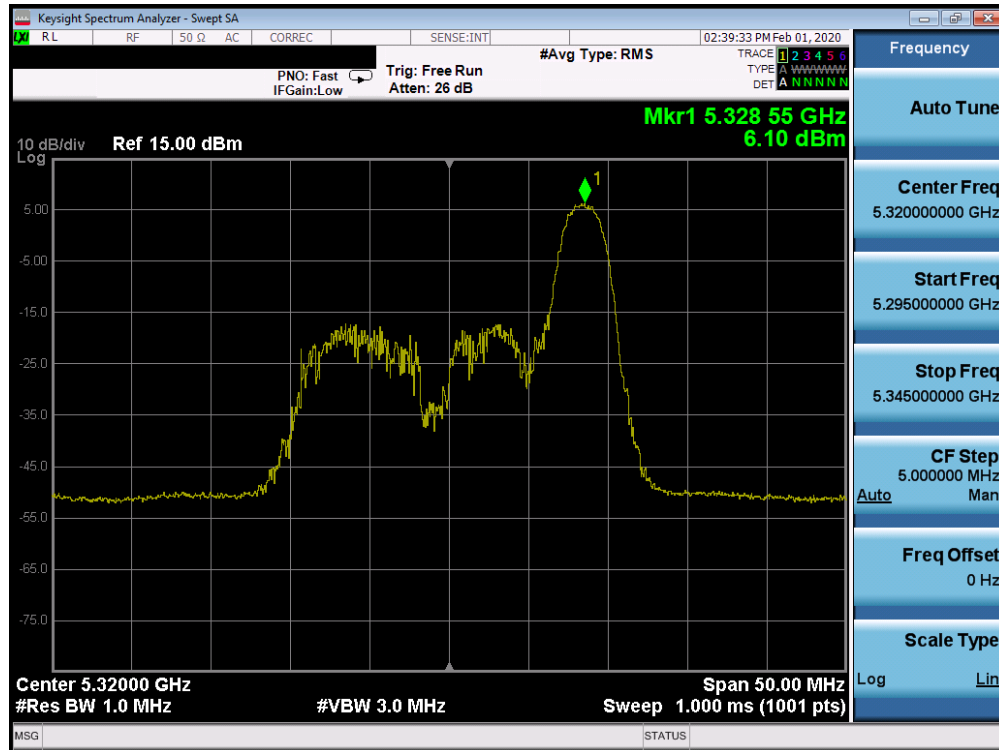


Plot 7-527. Power Spectral Density Plot SDM CORE 0 (20MHz BW 802.11ax Index 4 – RU26 (UNII Band 2A) – Ch. 64)

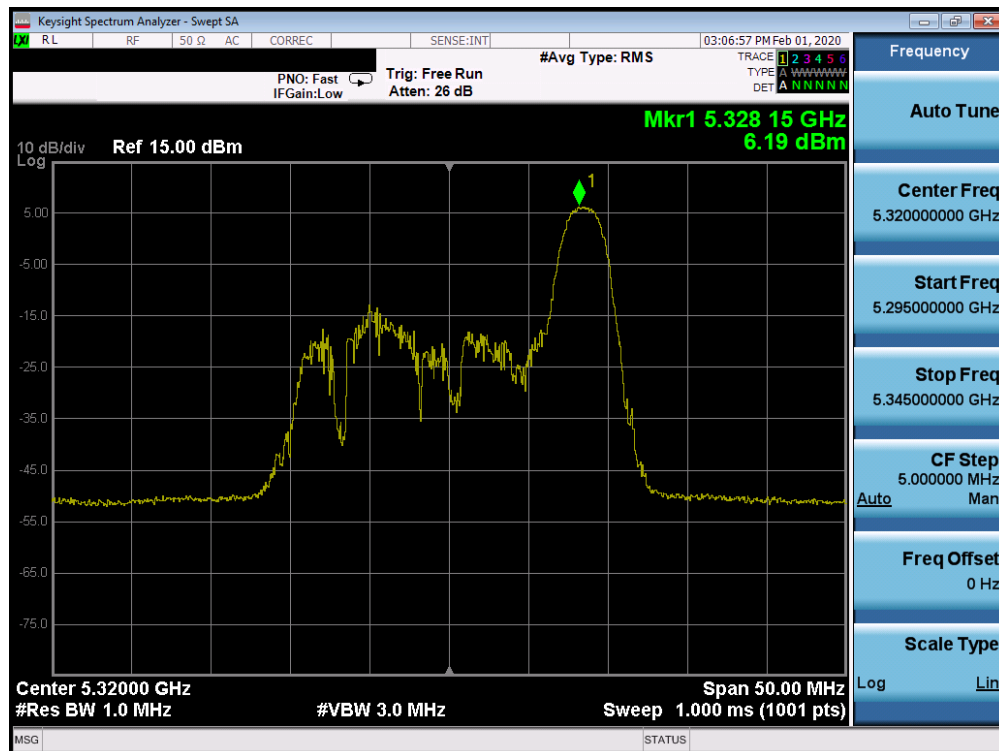


Plot 7-528. Power Spectral Density Plot SDM CORE 1 (20MHz BW 802.11ax Index 4 – RU26 (UNII Band 2A) – Ch. 64)

FCC ID: BCGA2229		MEASUREMENT REPORT (CERTIFICATION)	Approved by: Quality Manager
Test Report S/N: 1C1912170053-09-R1.BCG	Test Dates: 12/10/2019 - 02/12/2020	EUT Type: Tablet Device	Page 317 of 563

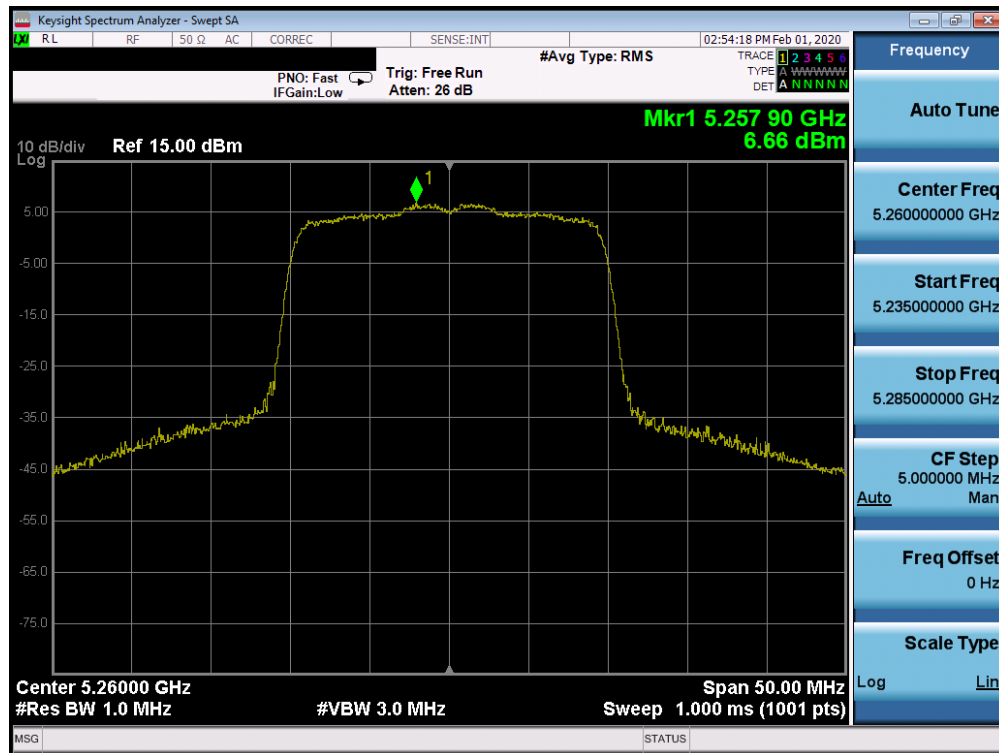


Plot 7-529. Power Spectral Density Plot SDM CORE 0 (20MHz BW 802.11ax Index 8 – RU26 (UNII Band 2A) – Ch. 64)

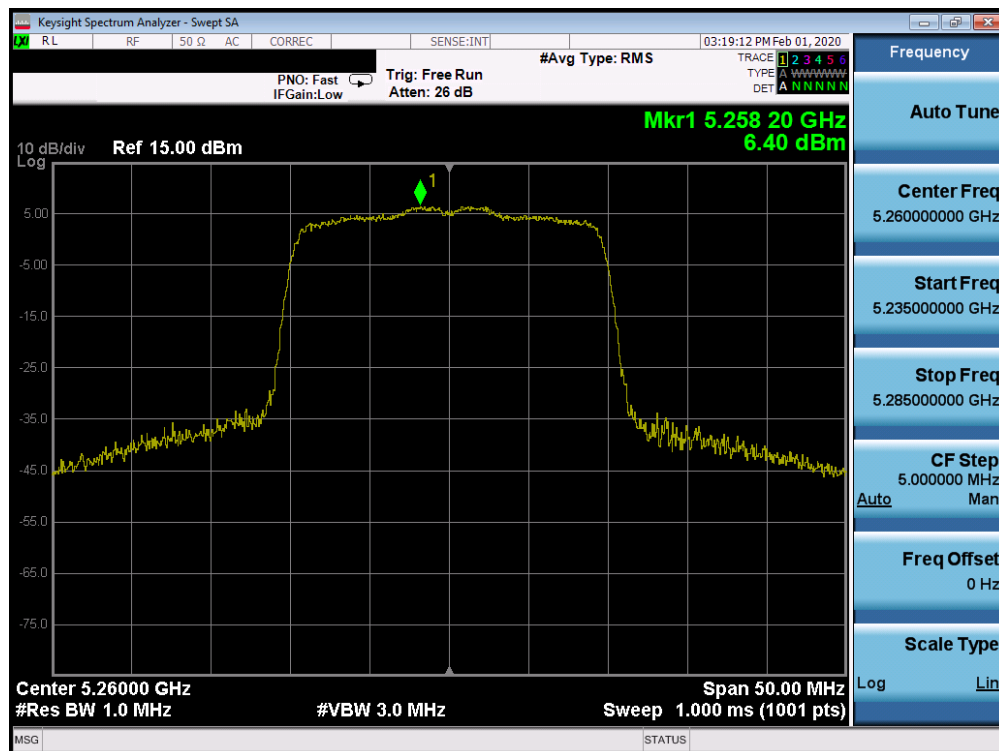


Plot 7-530. Power Spectral Density Plot SDM CORE 1 (20MHz BW 802.11ax Index 8 – RU26 (UNII Band 2A) – Ch. 64)

FCC ID: BCGA2229		MEASUREMENT REPORT (CERTIFICATION)	Approved by: Quality Manager
Test Report S/N: 1C1912170053-09-R1.BCG	Test Dates: 12/10/2019 - 02/12/2020	EUT Type: Tablet Device	Page 318 of 563

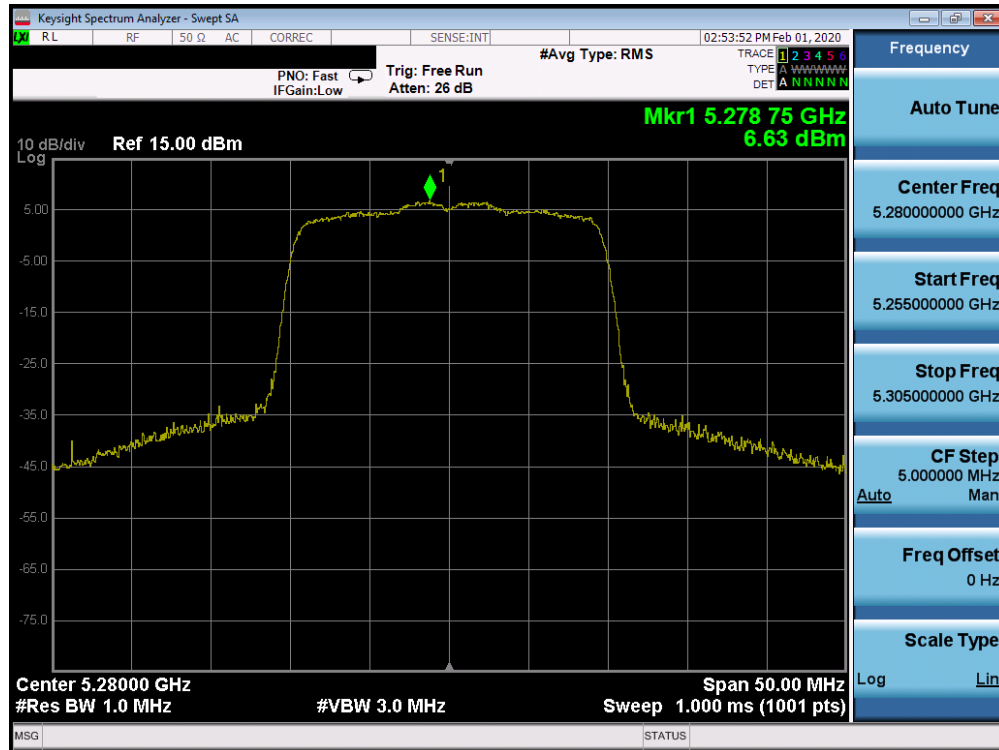


Plot 7-531. Power Spectral Density Plot SDM CORE 0 (20MHz BW 802.11ax- RU242 (UNII Band 2A) – Ch. 52)

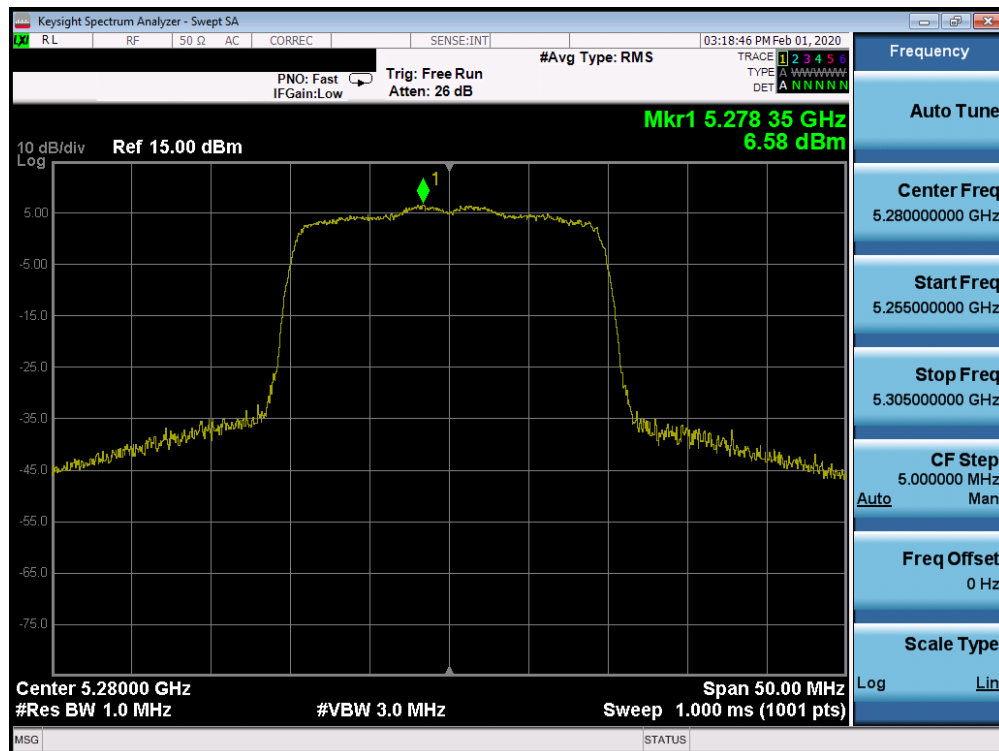


Plot 7-532. Power Spectral Density Plot SDM CORE 1 (20MHz BW 802.11ax- RU242 (UNII Band 2A) – Ch. 52)

FCC ID: BCGA2229	PCTEST	MEASUREMENT REPORT (CERTIFICATION)	Approved by: Quality Manager
Test Report S/N: 1C1912170053-09-R1.BCG	Test Dates: 12/10/2019 - 02/12/2020	EUT Type: Tablet Device	Page 319 of 563

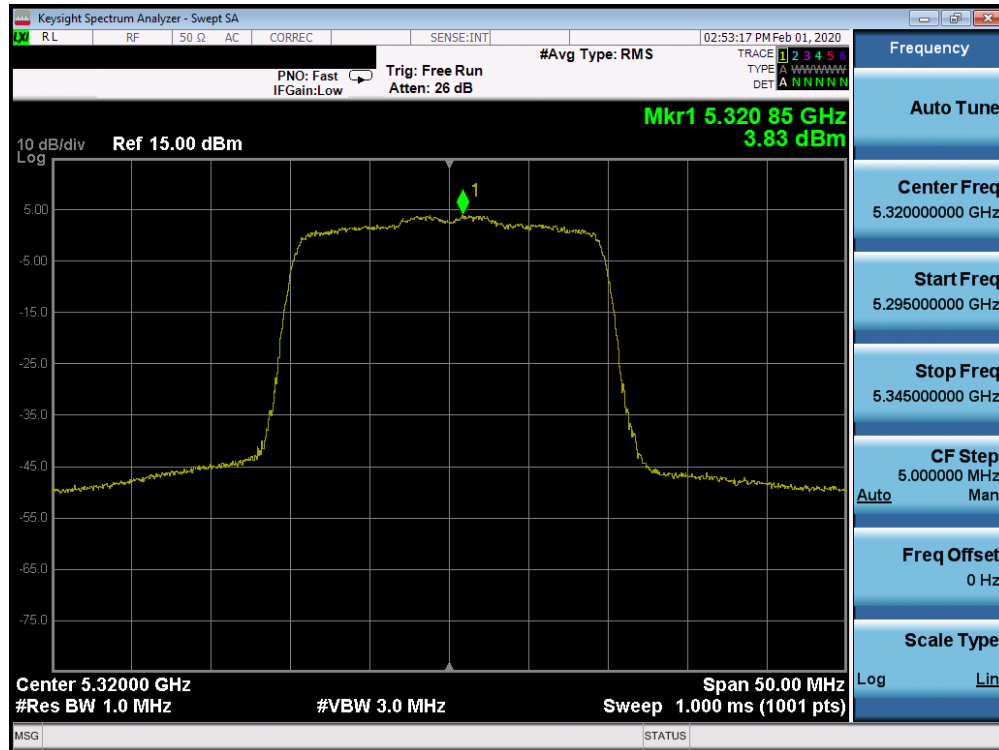


Plot 7-533. Power Spectral Density Plot SDM CORE 0 (20MHz BW 802.11ax– RU242 (UNII Band 2A) – Ch. 56)

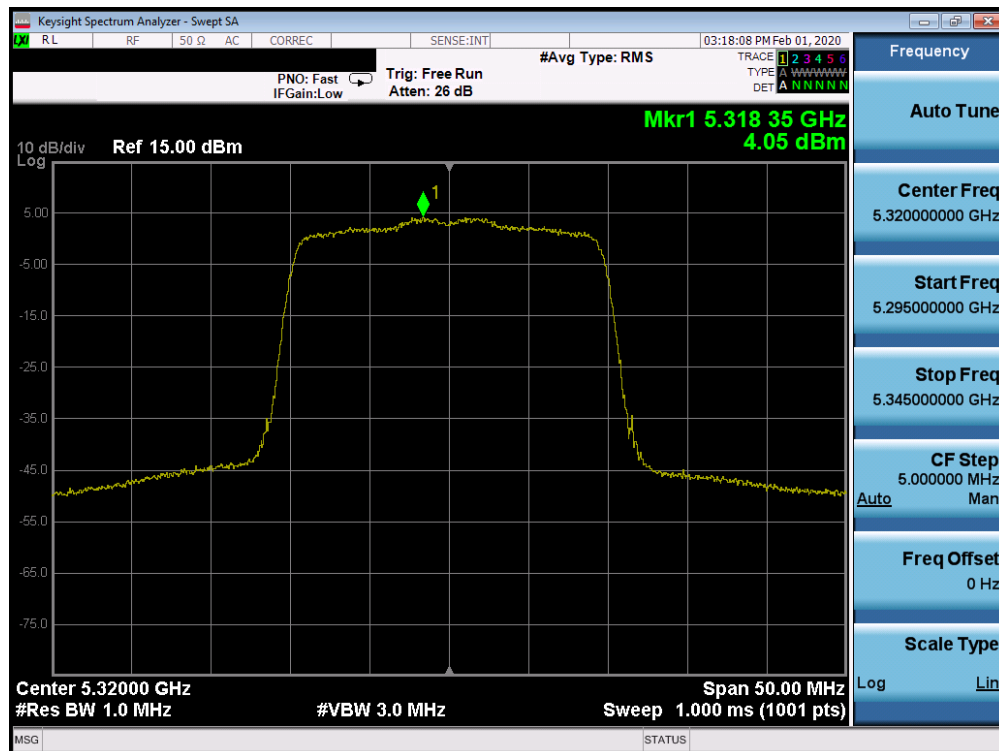


Plot 7-534. Power Spectral Density Plot SDM CORE 1 (20MHz BW 802.11ax– RU242 (UNII Band 2A) – Ch. 56)

FCC ID: BCGA2229		MEASUREMENT REPORT (CERTIFICATION)	Approved by: Quality Manager
Test Report S/N: 1C1912170053-09-R1.BCG	Test Dates: 12/10/2019 - 02/12/2020	EUT Type: Tablet Device	Page 320 of 563

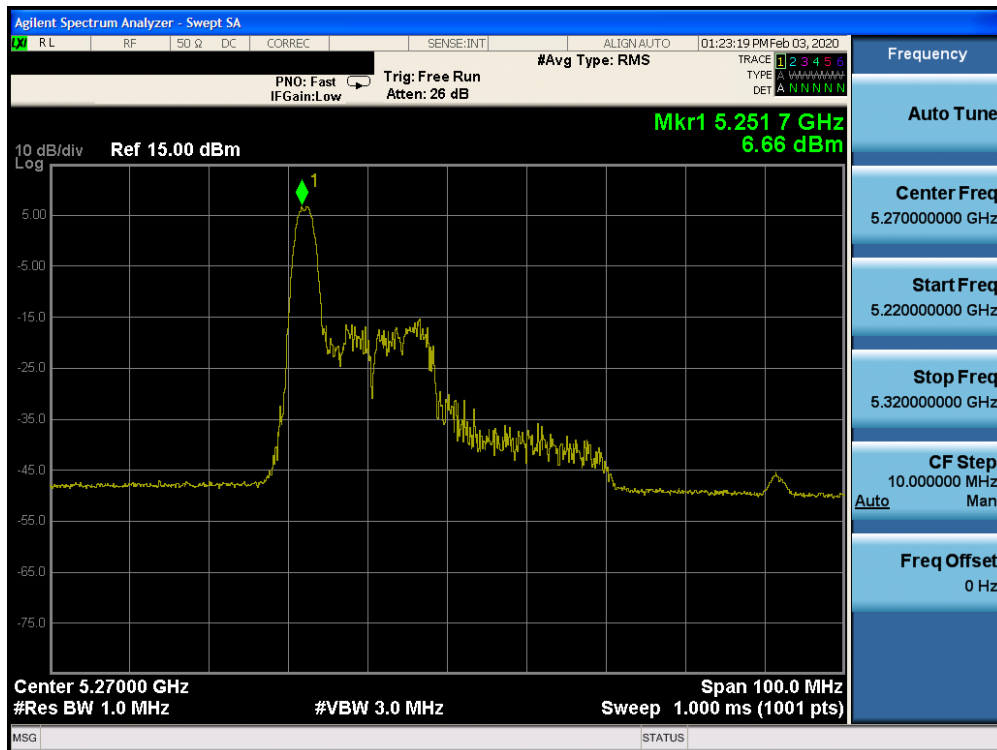


Plot 7-535. Power Spectral Density Plot CDD CORE 0 (20MHz BW 802.11ax– RU242 (UNII Band 2A) – Ch. 64)

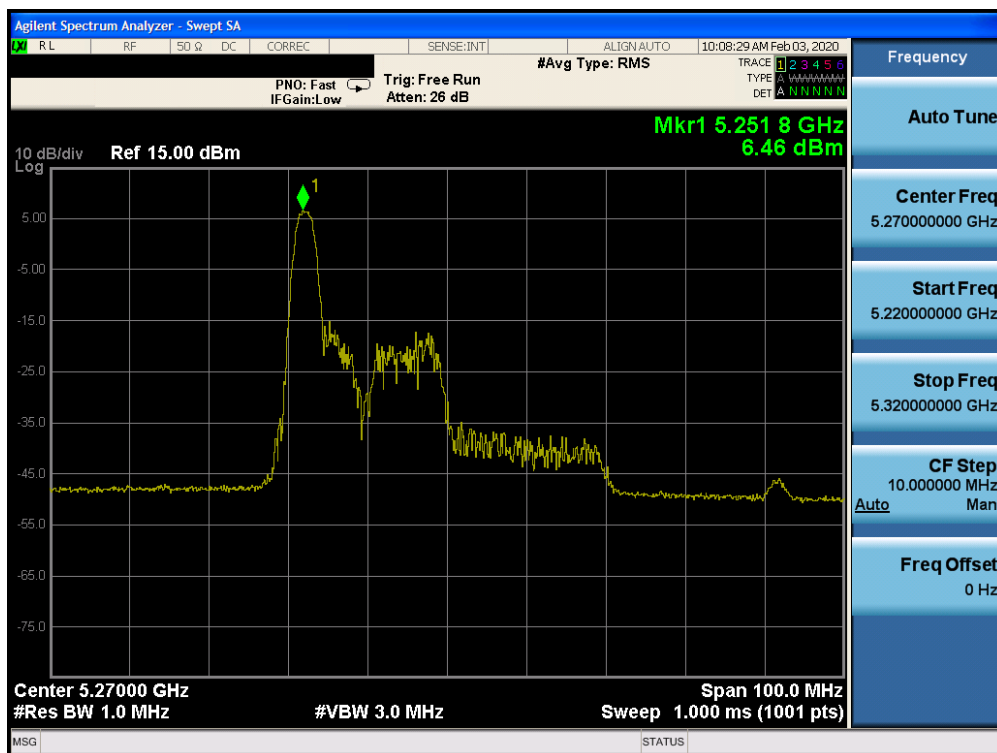


Plot 7-536. Power Spectral Density Plot CDD CORE 1 (20MHz BW 802.11ax– RU242 (UNII Band 2A) – Ch. 64)

FCC ID: BCGA2229	PCTEST	MEASUREMENT REPORT (CERTIFICATION)	Approved by: Quality Manager
Test Report S/N: 1C1912170053-09-R1.BCG	Test Dates: 12/10/2019 - 02/12/2020	EUT Type: Tablet Device	Page 321 of 563

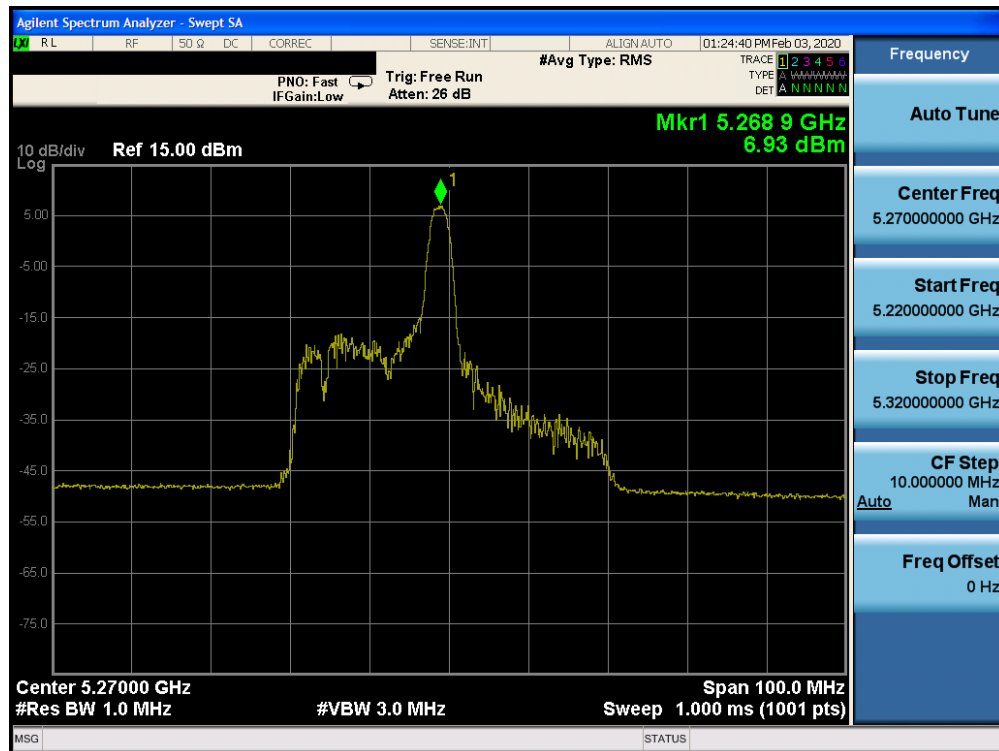


Plot 7-537. Power Spectral Density Plot CDD CORE 0 (40MHz BW 802.11ax Index 0 – RU26 (UNII Band 2A) – Ch. 54)

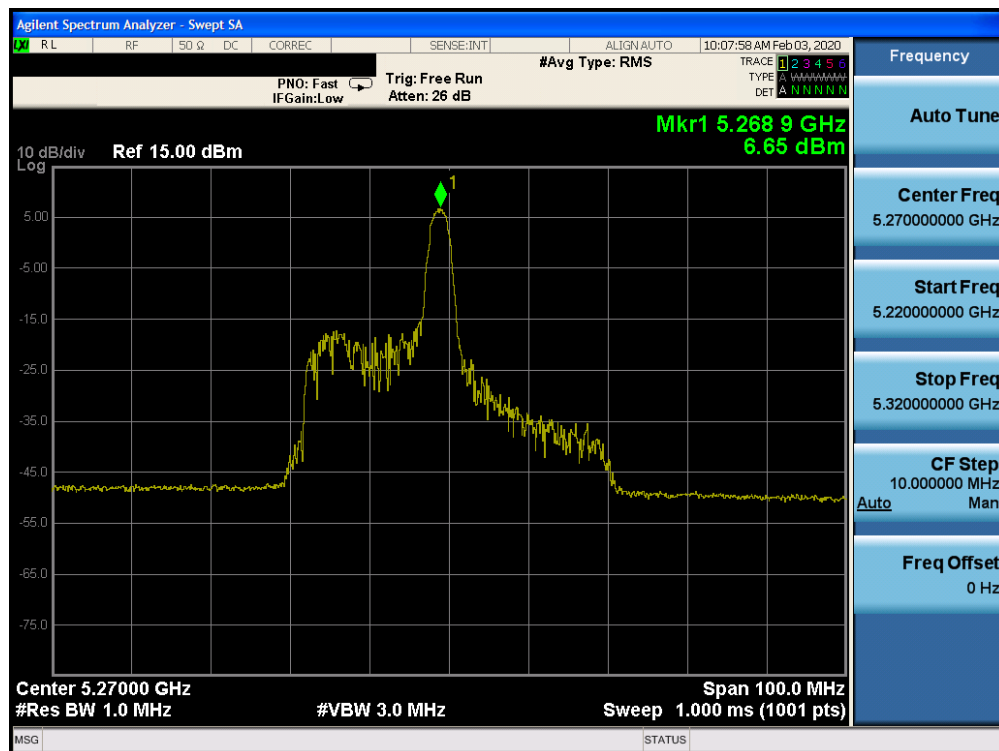


Plot 7-538. Power Spectral Density Plot CDD CORE 1 (40MHz BW 802.11ax Index 0 – RU26 (UNII Band 2A) – Ch. 54)

FCC ID: BCGA2229	 MEASUREMENT REPORT (CERTIFICATION)		Approved by: Quality Manager
Test Report S/N: 1C1912170053-09-R1.BCG	Test Dates: 12/10/2019 - 02/12/2020	EUT Type: Tablet Device	Page 322 of 563

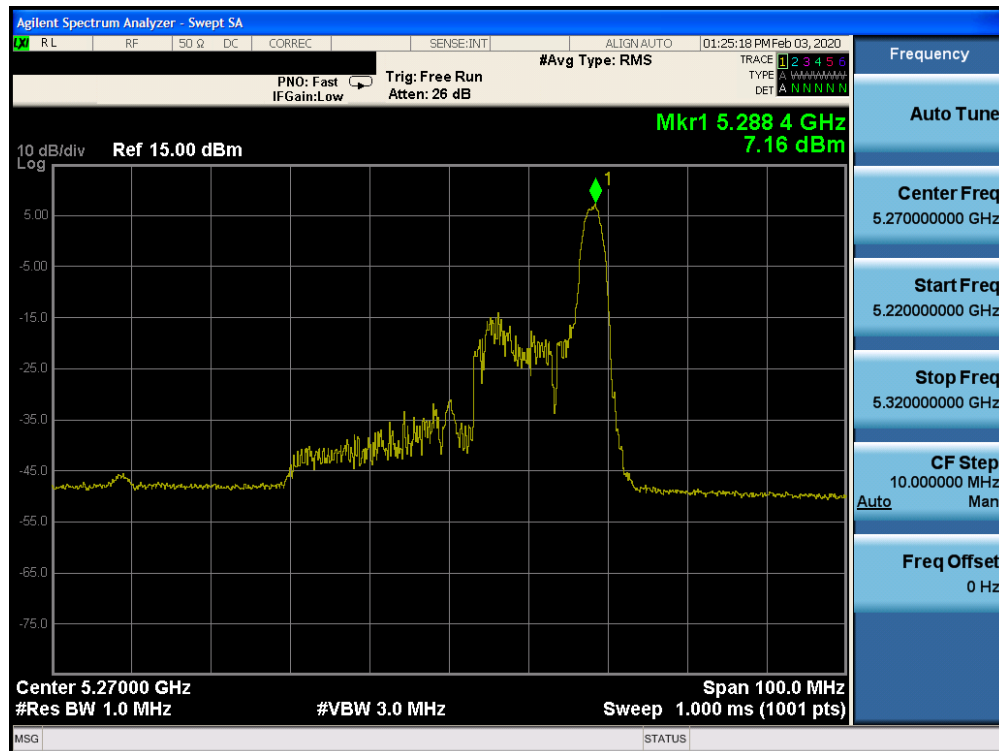


Plot 7-539. Power Spectral Density Plot CDD CORE 0 (40MHz BW 802.11ax Index 8 – RU26 (UNII Band 2A) – Ch. 54)

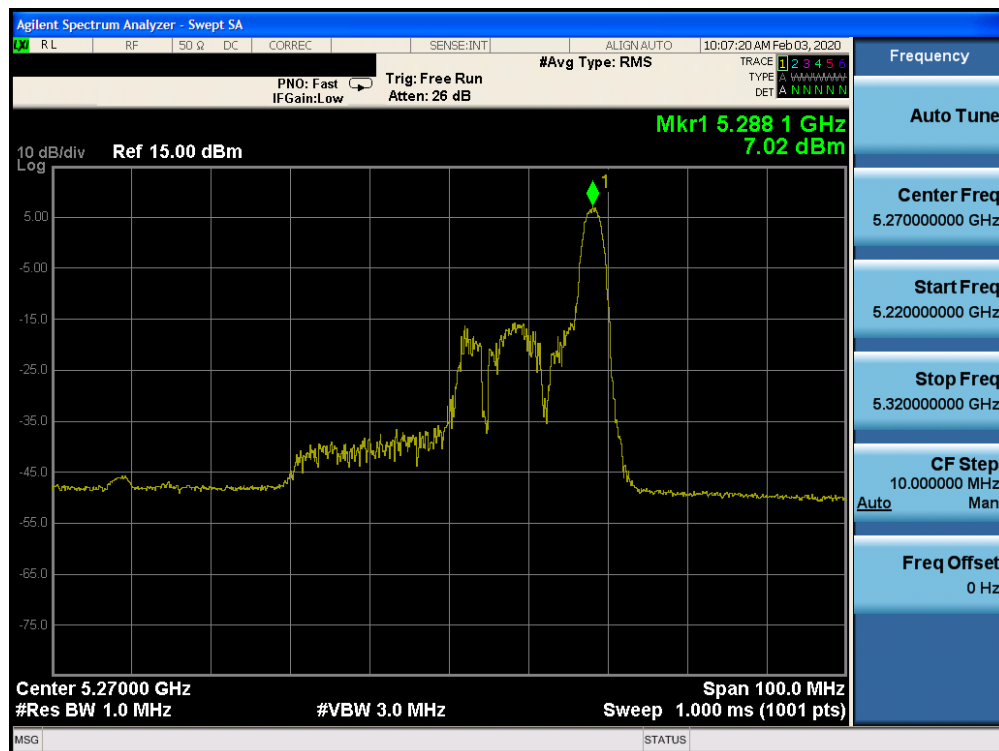


Plot 7-540. Power Spectral Density Plot CDD CORE 1 (40MHz BW 802.11ax Index 8 – RU26 (UNII Band 2A) – Ch. 54)

FCC ID: BCGA2229	PCTEST	MEASUREMENT REPORT (CERTIFICATION)	Approved by: Quality Manager
Test Report S/N: 1C1912170053-09-R1.BCG	Test Dates: 12/10/2019 - 02/12/2020	EUT Type: Tablet Device	Page 323 of 563

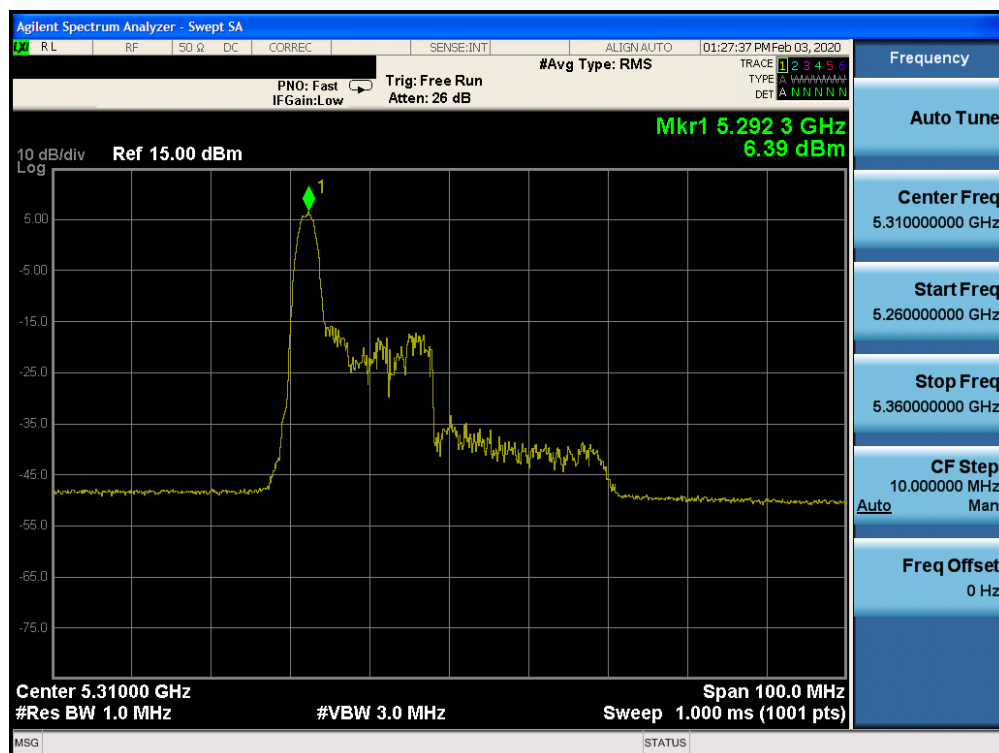


Plot 7-541. Power Spectral Density Plot CDD CORE 0 (40MHz BW 802.11ax Index 17 – RU26 (UNII Band 2A) – Ch. 54)

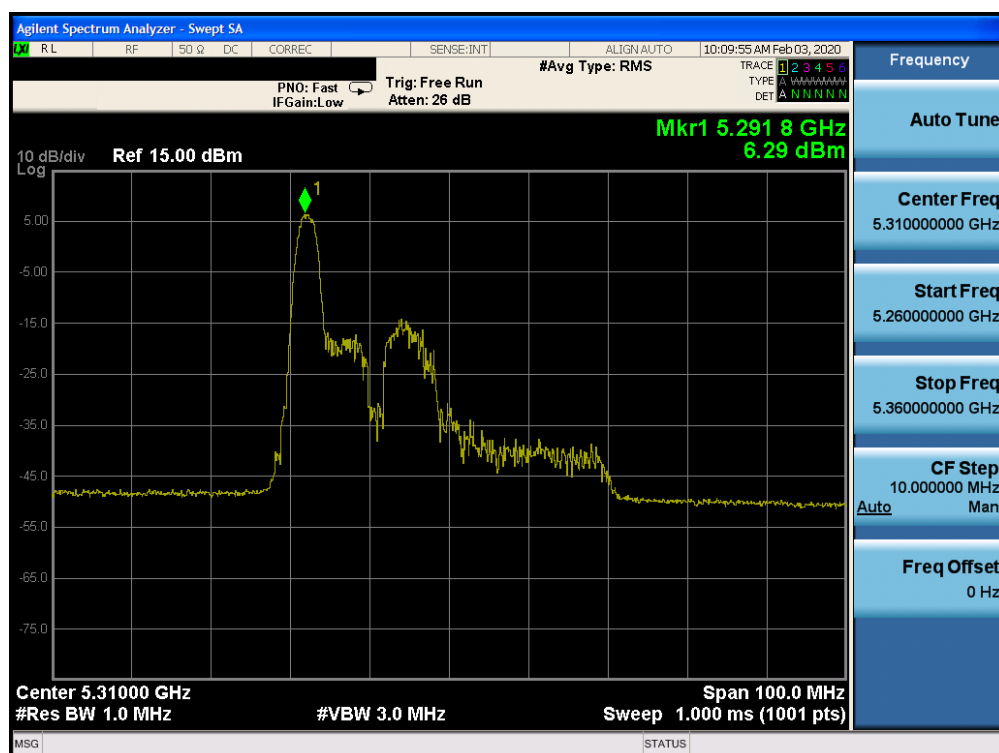


Plot 7-542. Power Spectral Density Plot CDD CORE 1 (40MHz BW 802.11ax Index 17 – RU26 (UNII Band 2A) – Ch. 54)

FCC ID: BCGA2229		MEASUREMENT REPORT (CERTIFICATION)	Approved by: Quality Manager
Test Report S/N: 1C1912170053-09-R1.BCG	Test Dates: 12/10/2019 - 02/12/2020	EUT Type: Tablet Device	Page 324 of 563

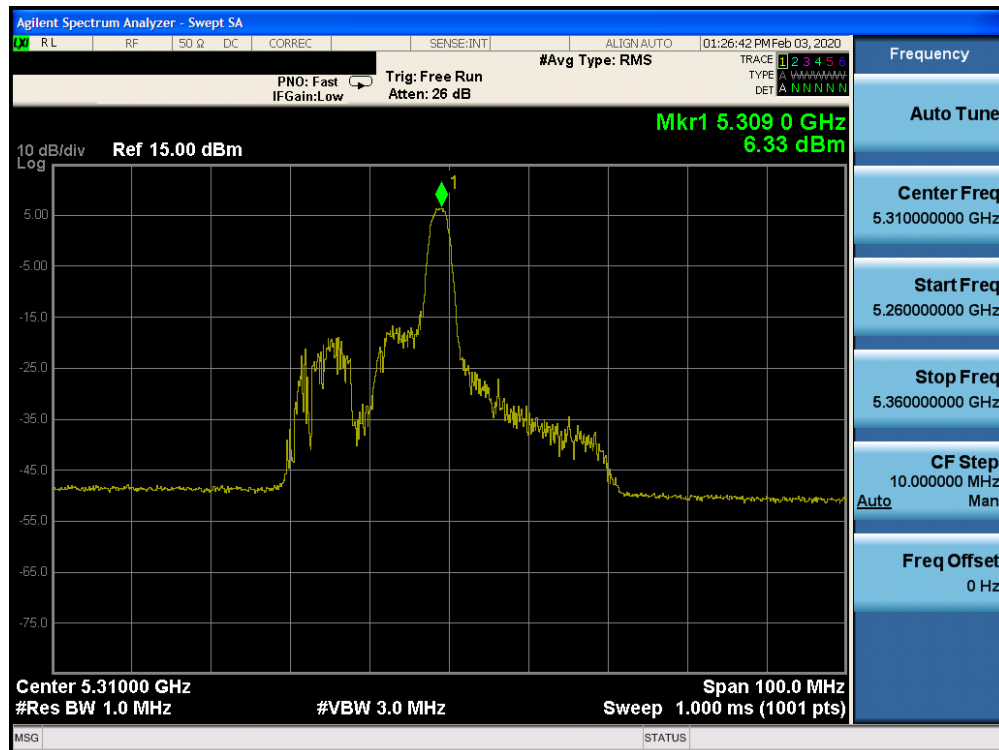


Plot 7-543. Power Spectral Density Plot CDD CORE 0 (40MHz BW 802.11ax Index 0 – RU26 (UNII Band 2A) – Ch. 62)

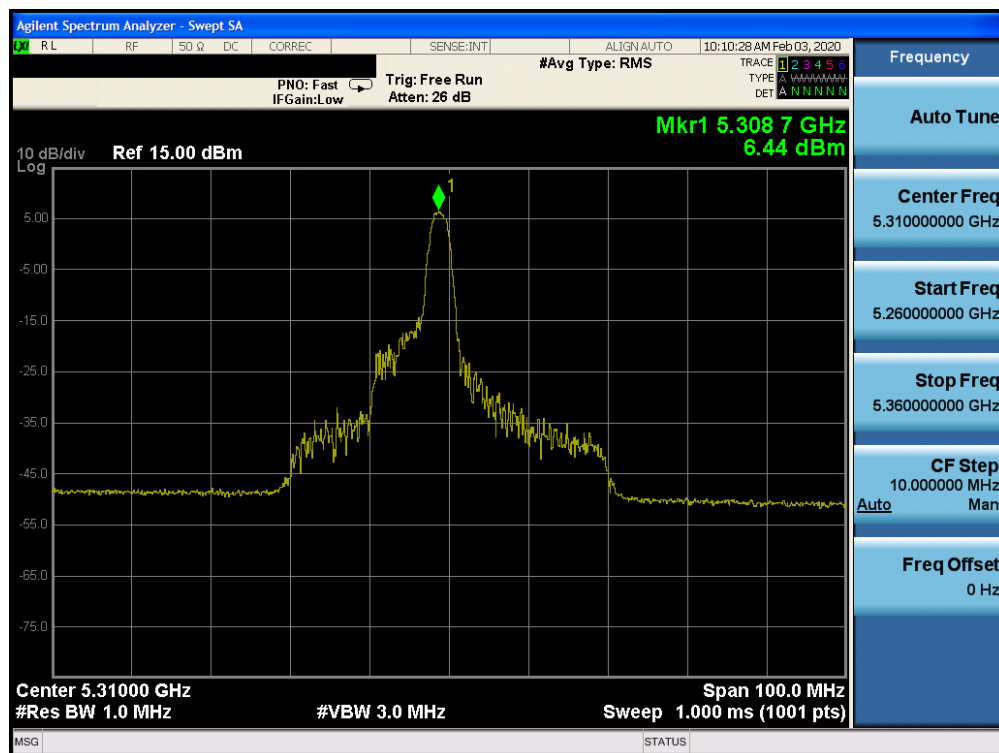


Plot 7-544. Power Spectral Density Plot CDD CORE 1 (40MHz BW 802.11ax Index 0 – RU26 (UNII Band 2A) – Ch. 62)

FCC ID: BCGA2229	 MEASUREMENT REPORT (CERTIFICATION)		Approved by: Quality Manager
Test Report S/N: 1C1912170053-09-R1.BCG	Test Dates: 12/10/2019 - 02/12/2020	EUT Type: Tablet Device	Page 325 of 563

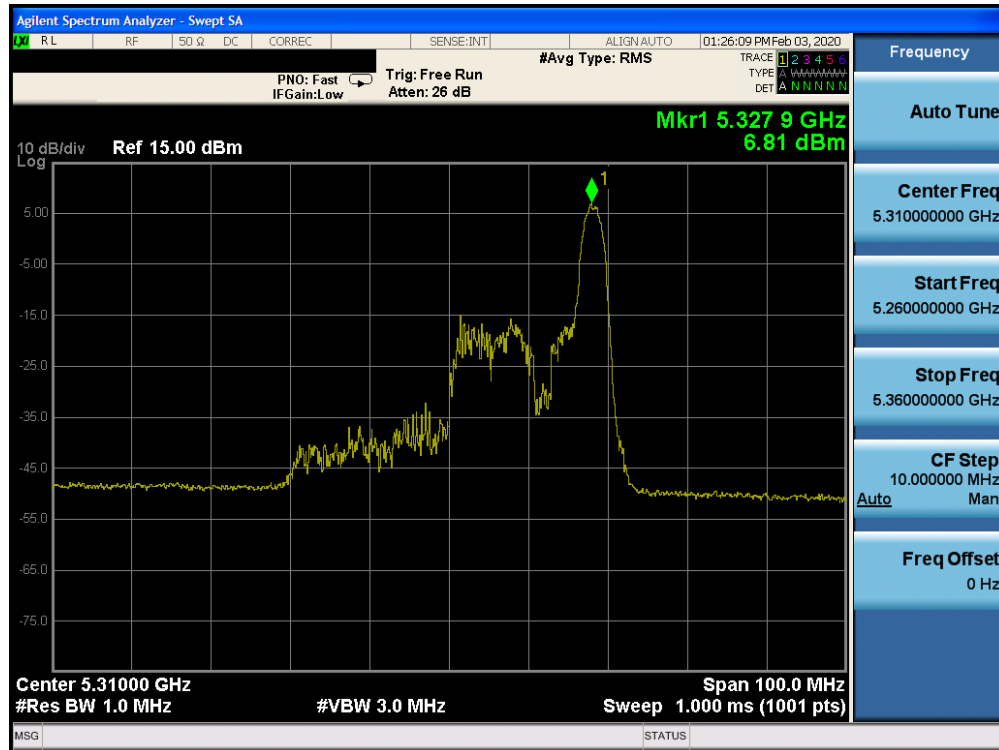


Plot 7-545. Power Spectral Density Plot CDD CORE 0 (40MHz BW 802.11ax Index 8 – RU26 (UNII Band 2A) – Ch. 62)

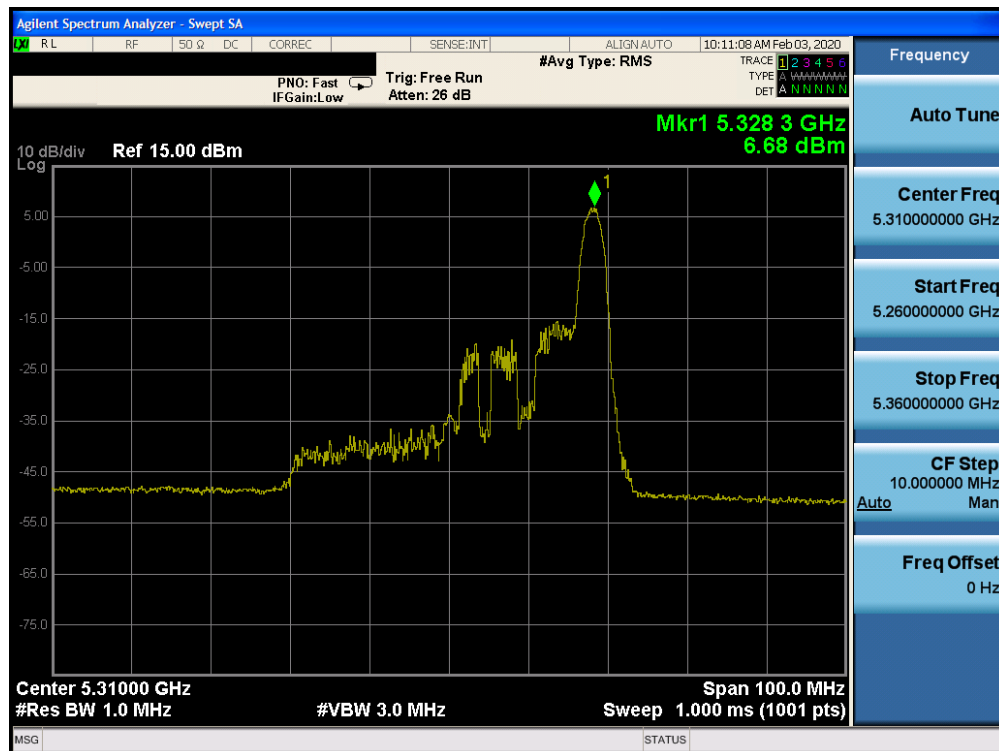


Plot 7-546. Power Spectral Density Plot CDD CORE 1 (40MHz BW 802.11ax Index 8 – RU26 (UNII Band 2A) – Ch. 62)

FCC ID: BCGA2229	PCTEST	MEASUREMENT REPORT (CERTIFICATION)	Approved by: Quality Manager
Test Report S/N: 1C1912170053-09-R1.BCG	Test Dates: 12/10/2019 - 02/12/2020	EUT Type: Tablet Device	Page 326 of 563

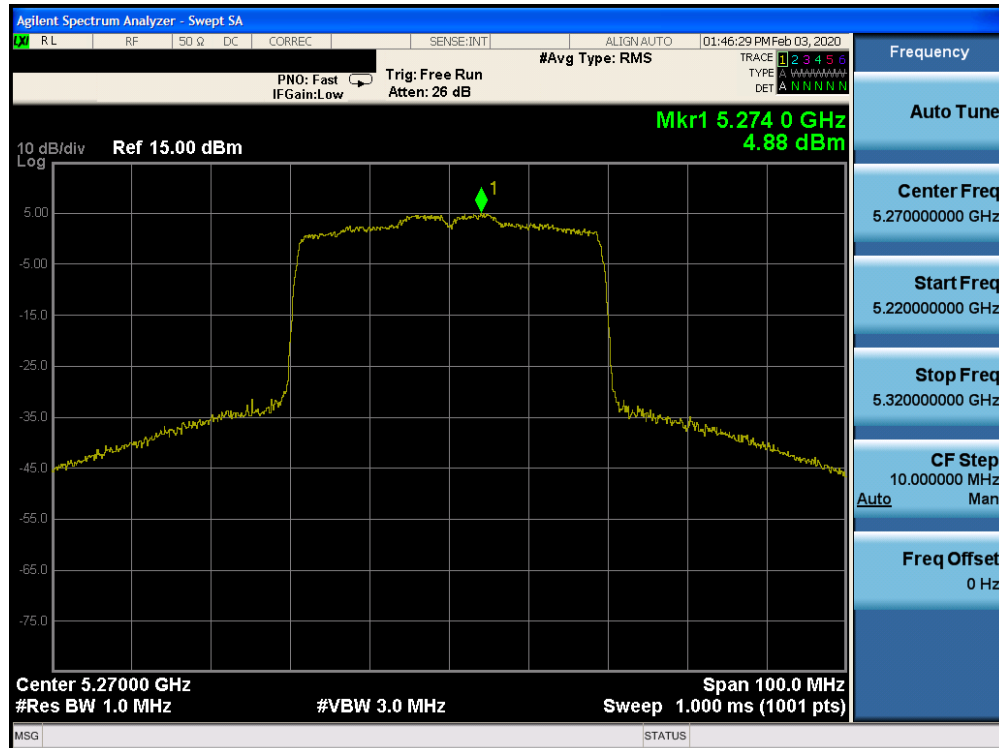


Plot 7-547. Power Spectral Density Plot CDD CORE 0 (40MHz BW 802.11ax Index 17 – RU26 (UNII Band 2A) – Ch. 62)

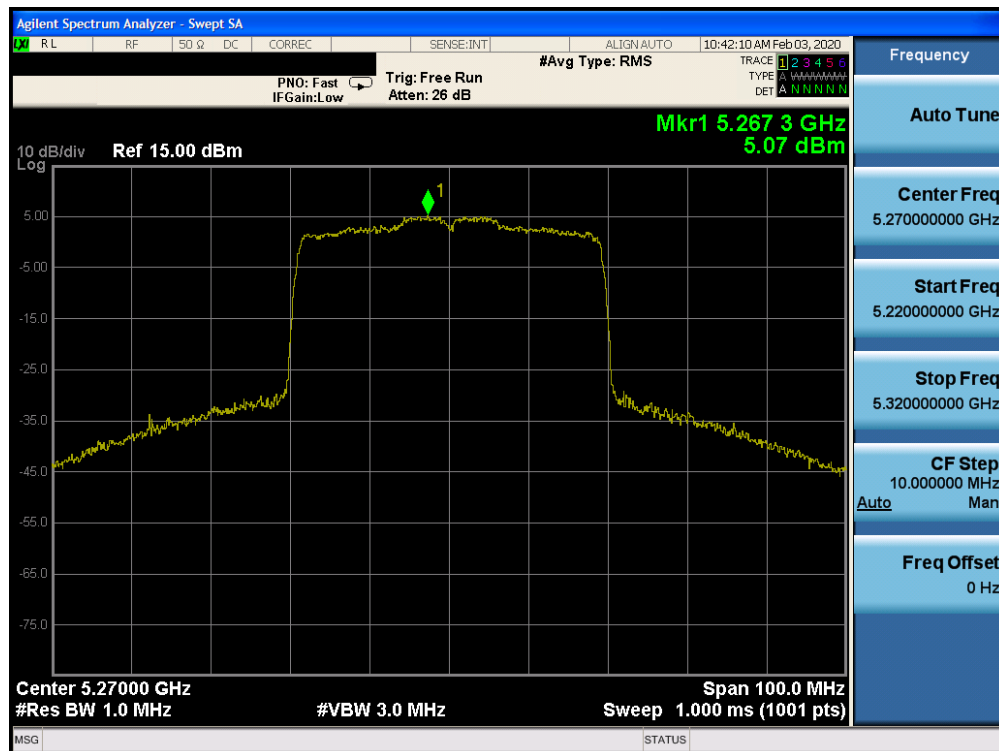


Plot 7-548. Power Spectral Density Plot CDD CORE 1 (40MHz BW 802.11ax Index 17 – RU26 (UNII Band 2A) – Ch. 62)

FCC ID: BCGA2229		MEASUREMENT REPORT (CERTIFICATION)	Approved by: Quality Manager
Test Report S/N: 1C1912170053-09-R1.BCG	Test Dates: 12/10/2019 - 02/12/2020	EUT Type: Tablet Device	Page 327 of 563

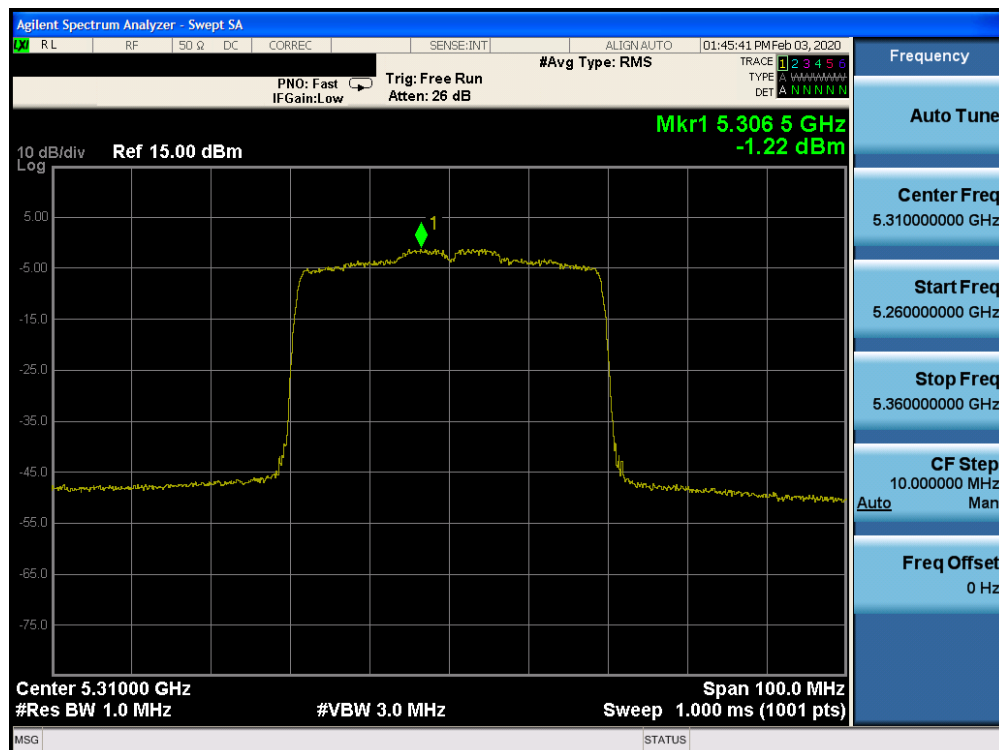


Plot 7-549. Power Spectral Density Plot CDD CORE 0 (40MHz BW 802.11ax – RU484 (UNII Band 2A) – Ch. 54)

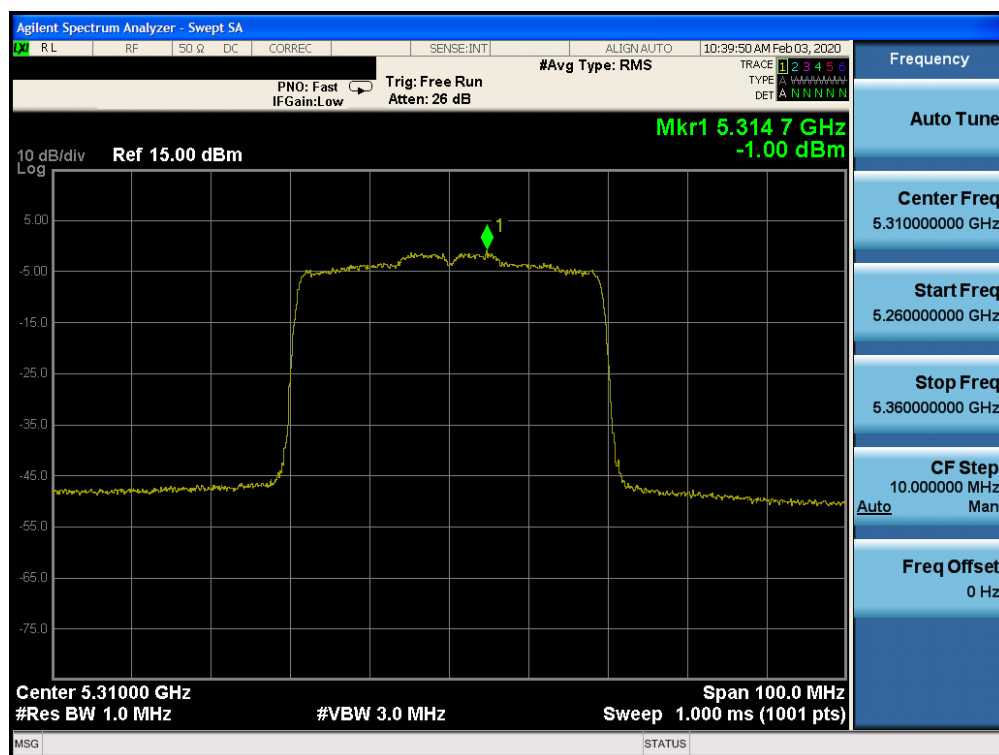


Plot 7-550. Power Spectral Density Plot CDD CORE 1 (40MHz BW 802.11ax – RU484 (UNII Band 2A) – Ch. 54)

FCC ID: BCGA2229		MEASUREMENT REPORT (CERTIFICATION)	Approved by: Quality Manager
Test Report S/N: 1C1912170053-09-R1.BCG	Test Dates: 12/10/2019 - 02/12/2020	EUT Type: Tablet Device	Page 328 of 563

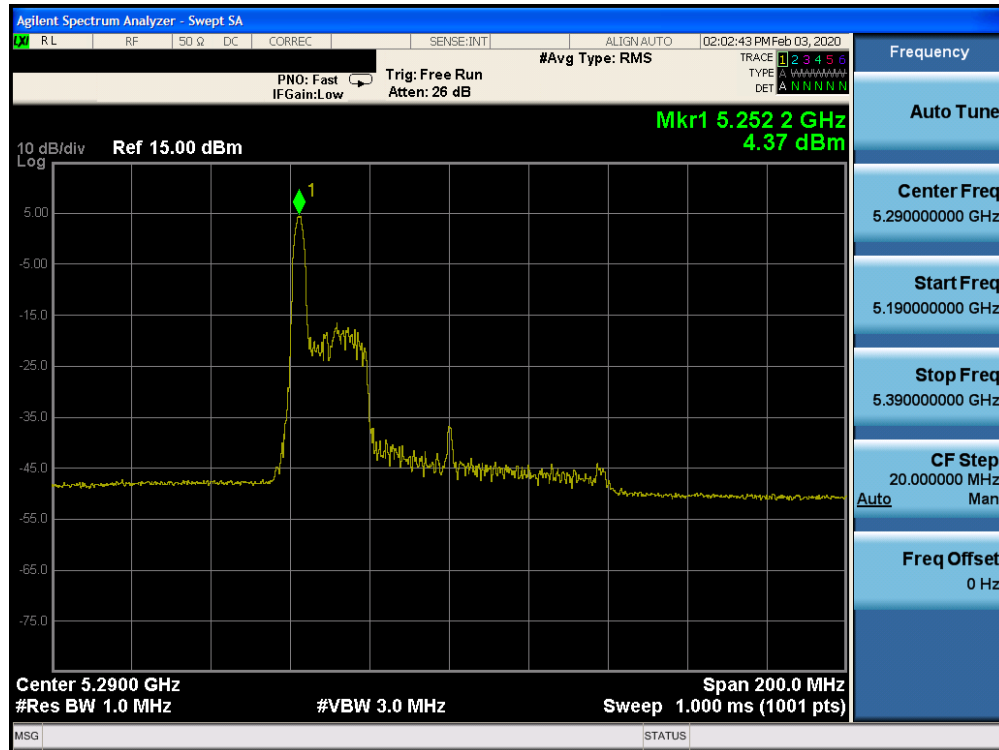


Plot 7-551. Power Spectral Density Plot CDD CORE 0 (40MHz BW 802.11ax – RU484 (UNII Band 2A) – Ch. 62)

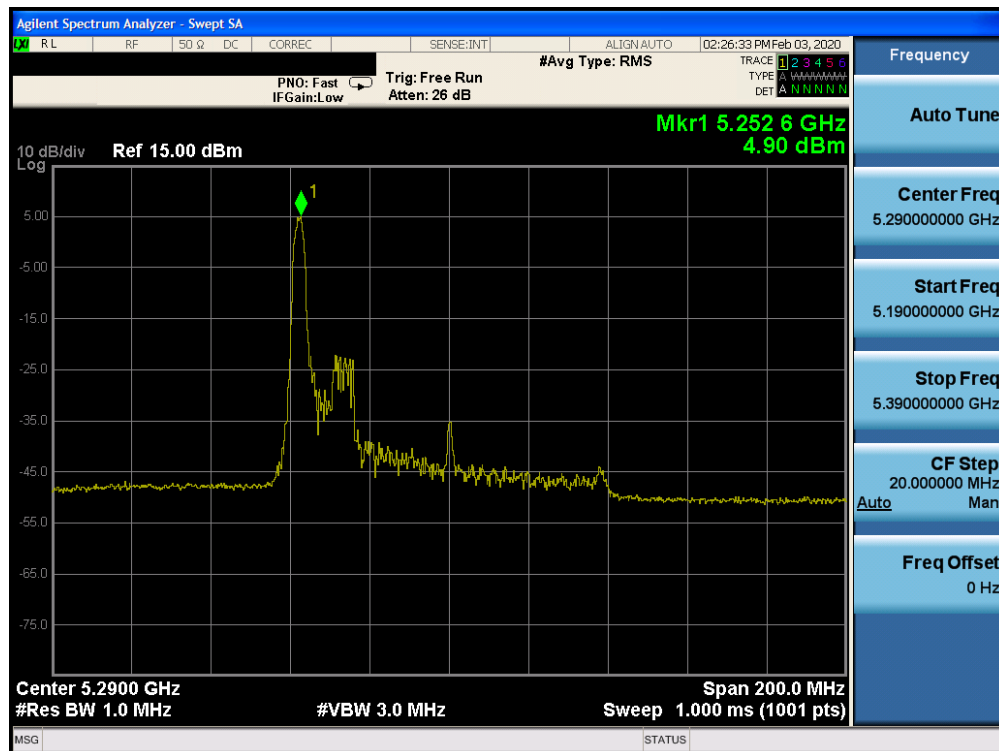


Plot 7-552. Power Spectral Density Plot CDD CORE 1 (40MHz BW 802.11ax – RU484 (UNII Band 2A) – Ch. 62)

FCC ID: BCGA2229	 MEASUREMENT REPORT (CERTIFICATION)		Approved by: Quality Manager
Test Report S/N: 1C1912170053-09-R1.BCG	Test Dates: 12/10/2019 - 02/12/2020	EUT Type: Tablet Device	Page 329 of 563

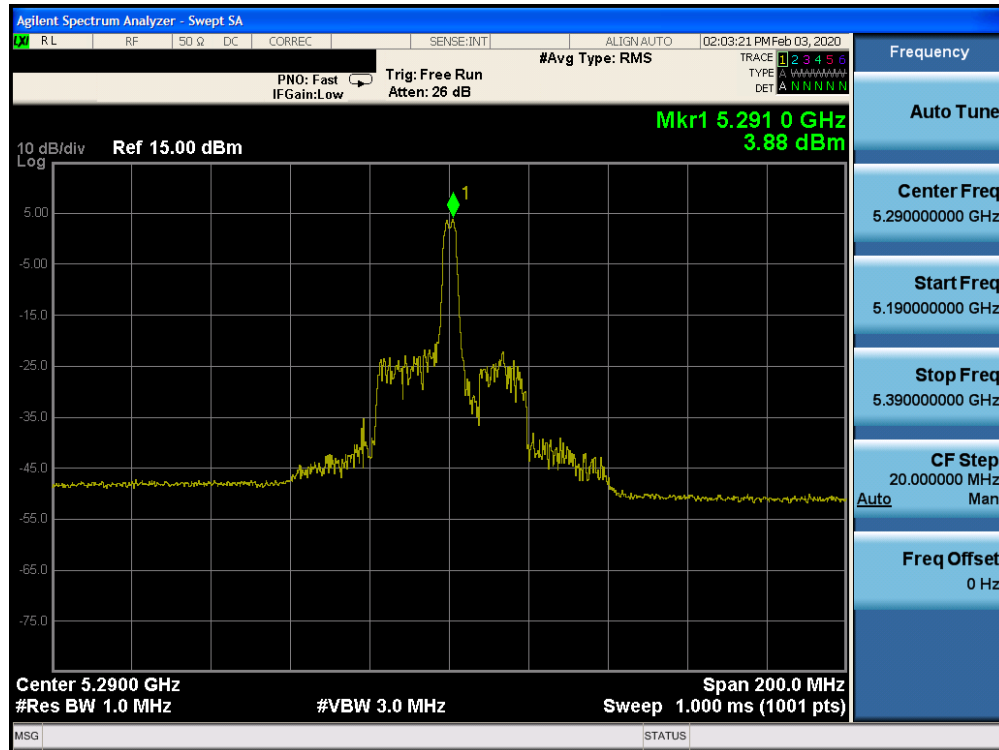


Plot 7-553. Power Spectral Density Plot SDM CORE 0 (80MHz BW 802.11ax Index 0 – RU26 (UNII Band 2A) – Ch. 58)



Plot 7-554. Power Spectral Density Plot SDM CORE 1 (80MHz BW 802.11ax Index 0 – RU26 (UNII Band 2A) – Ch. 58)

FCC ID: BCGA2229		MEASUREMENT REPORT (CERTIFICATION)	Approved by: Quality Manager
Test Report S/N: 1C1912170053-09-R1.BCG	Test Dates: 12/10/2019 - 02/12/2020	EUT Type: Tablet Device	Page 330 of 563

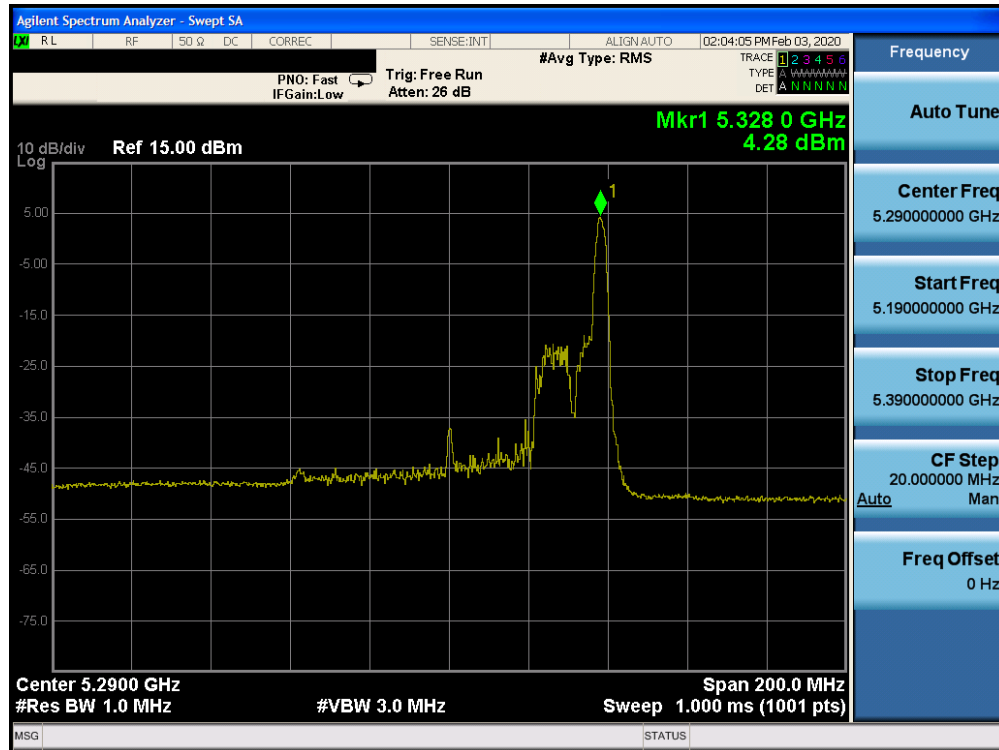


Plot 7-555. Power Spectral Density Plot SDM CORE 0 (80MHz BW 802.11ax Index 18 – RU26 (UNII Band 2A) – Ch. 58)

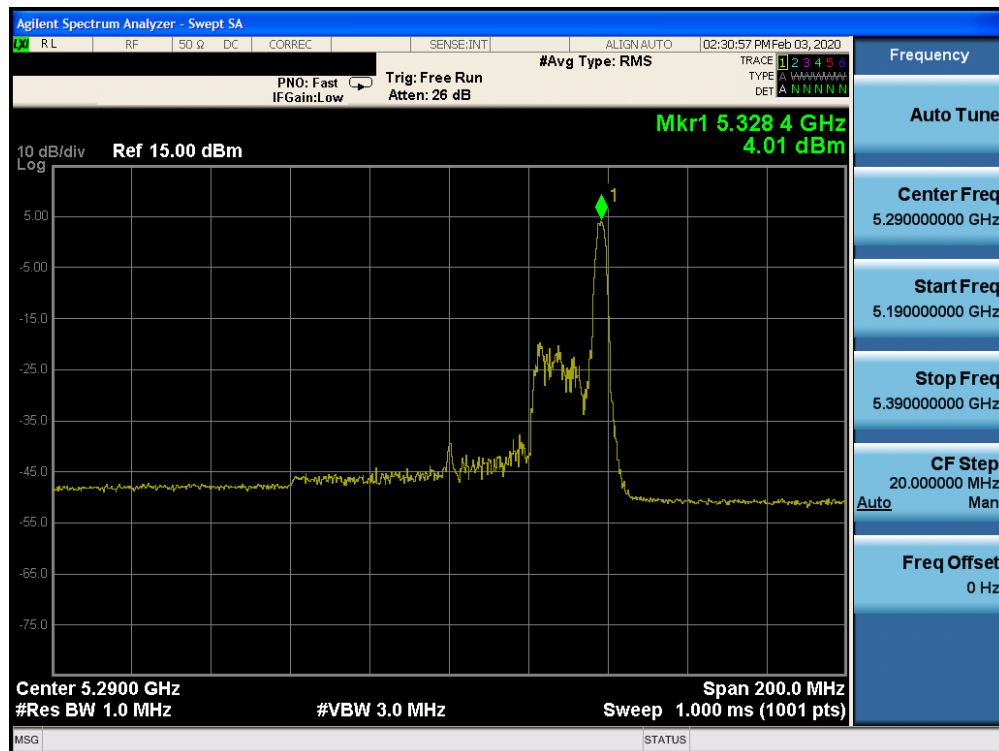


Plot 7-556. Power Spectral Density Plot SDM CORE 1 (80MHz BW 802.11ax Index 18 – RU26 (UNII Band 2A) – Ch. 58)

FCC ID: BCGA2229		MEASUREMENT REPORT (CERTIFICATION)	Approved by: Quality Manager
Test Report S/N: 1C1912170053-09-R1.BCG	Test Dates: 12/10/2019 - 02/12/2020	EUT Type: Tablet Device	Page 331 of 563

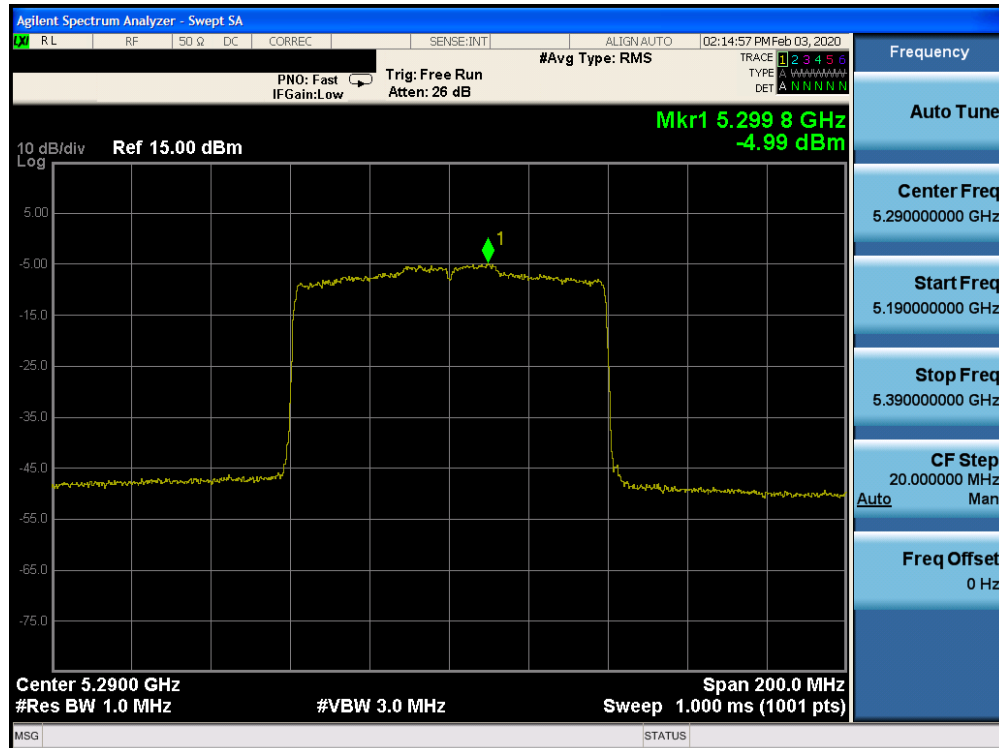


Plot 7-557. Power Spectral Density Plot SDM CORE 0 (80MHz BW 802.11ax Index 36 – RU26 (UNII Band 2A) – Ch. 58)

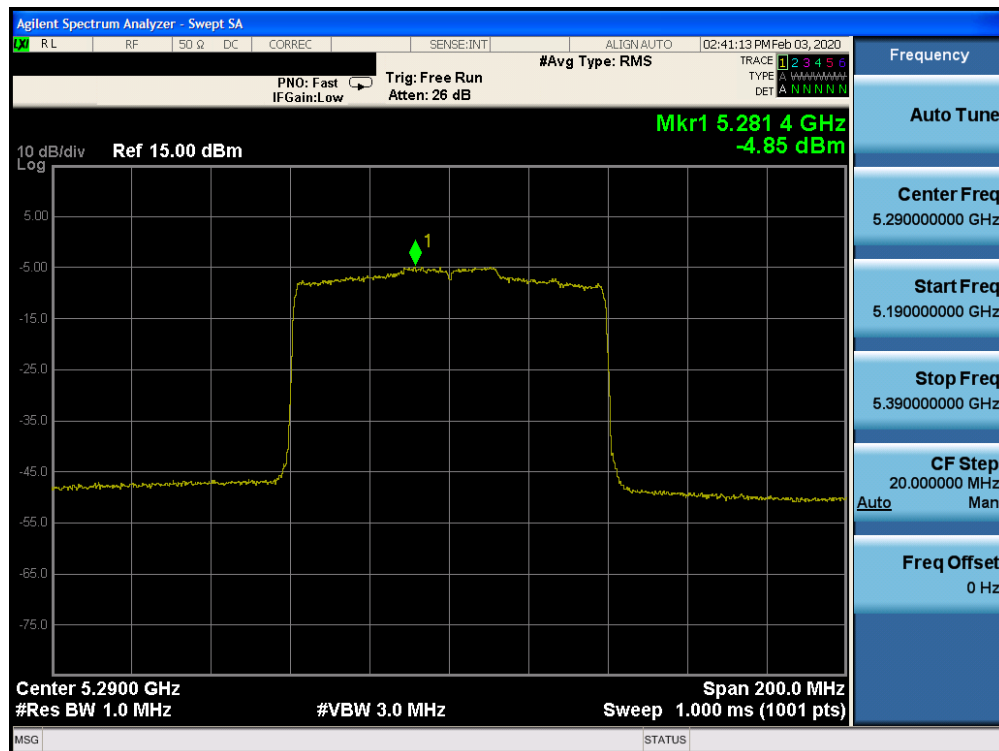


Plot 7-558. Power Spectral Density Plot SDM CORE 1 (80MHz BW 802.11ax Index 36 – RU26 (UNII Band 2A) – Ch. 58)

FCC ID: BCGA2229		MEASUREMENT REPORT (CERTIFICATION)	Approved by: Quality Manager
Test Report S/N: 1C1912170053-09-R1.BCG	Test Dates: 12/10/2019 - 02/12/2020	EUT Type: Tablet Device	Page 332 of 563

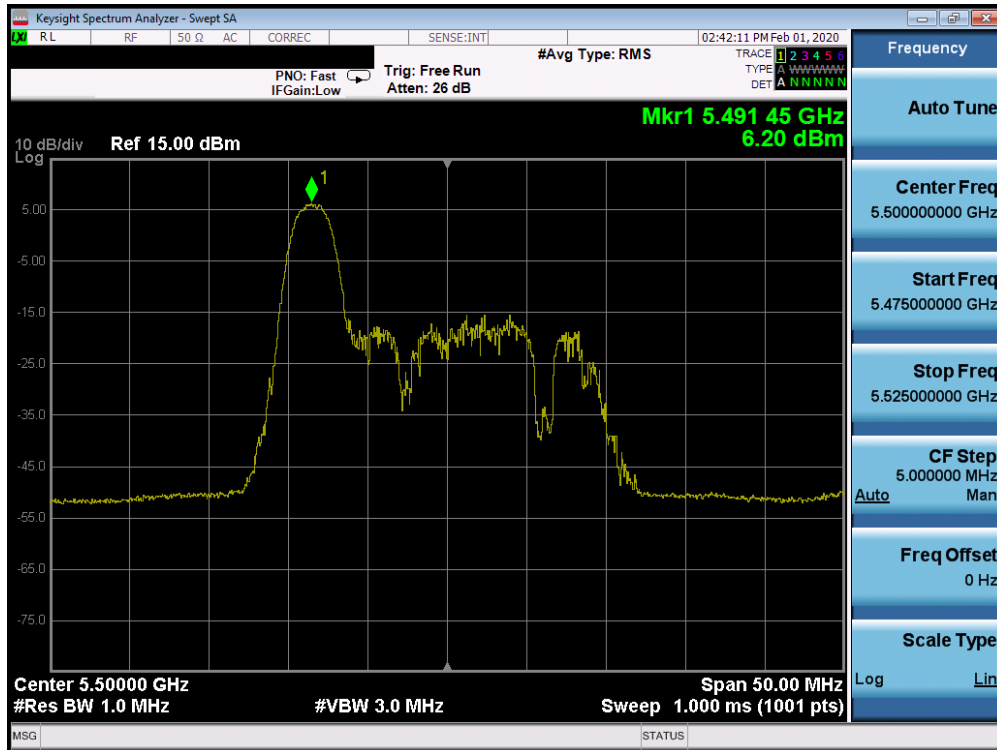


Plot 7-559. Power Spectral Density Plot CDD CORE 0 (80MHz BW 802.11ax – RU996 (UNII Band 2A) – Ch. 58)

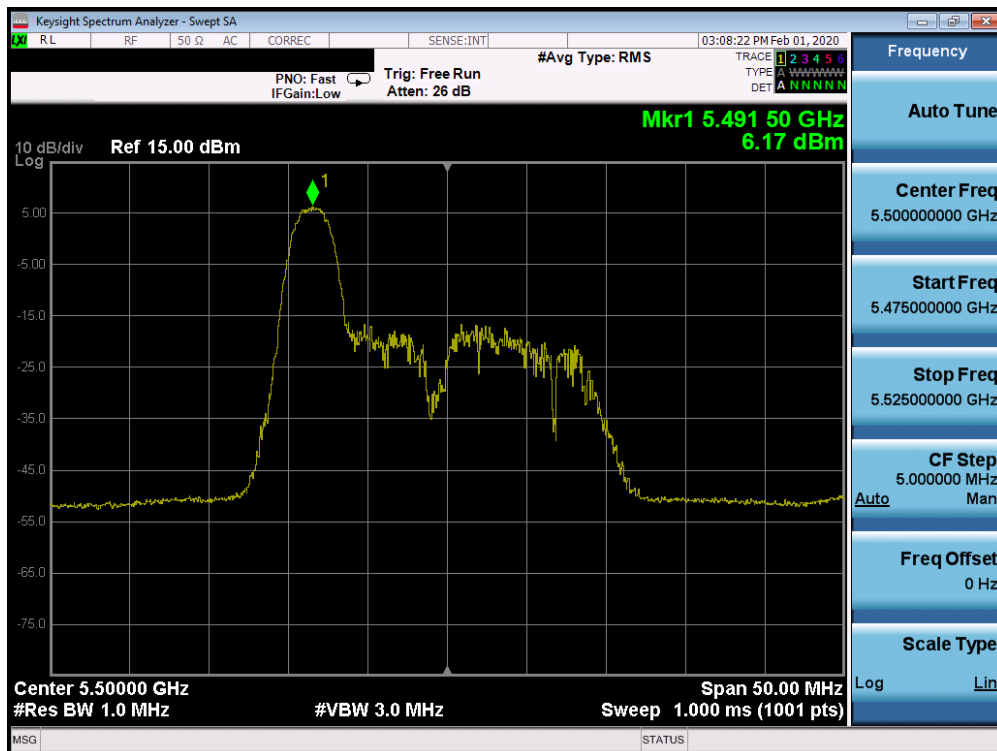


Plot 7-560. Power Spectral Density Plot CDD CORE 1 (80MHz BW 802.11ax – RU996 (UNII Band 2A) – Ch. 58)

FCC ID: BCGA2229		MEASUREMENT REPORT (CERTIFICATION)	Approved by: Quality Manager
Test Report S/N: 1C1912170053-09-R1.BCG	Test Dates: 12/10/2019 - 02/12/2020	EUT Type: Tablet Device	Page 333 of 563

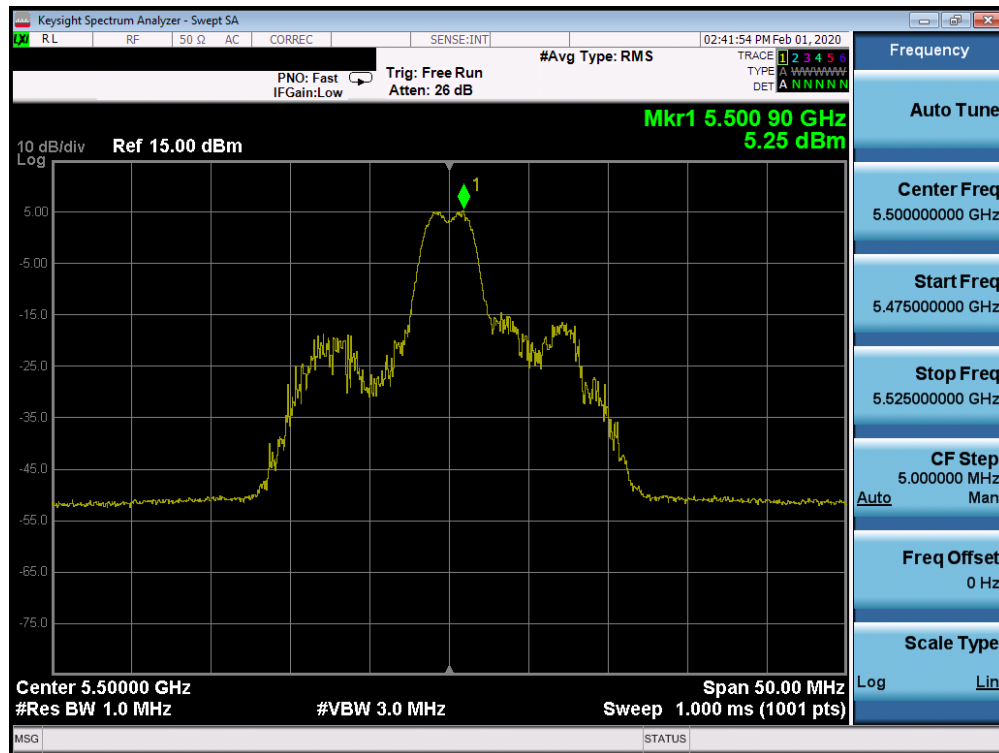


Plot 7-561. Power Spectral Density Plot SDM CORE 0 (20MHz BW 802.11ax Index 0 – RU26 (UNII Band 2C) – Ch. 100)

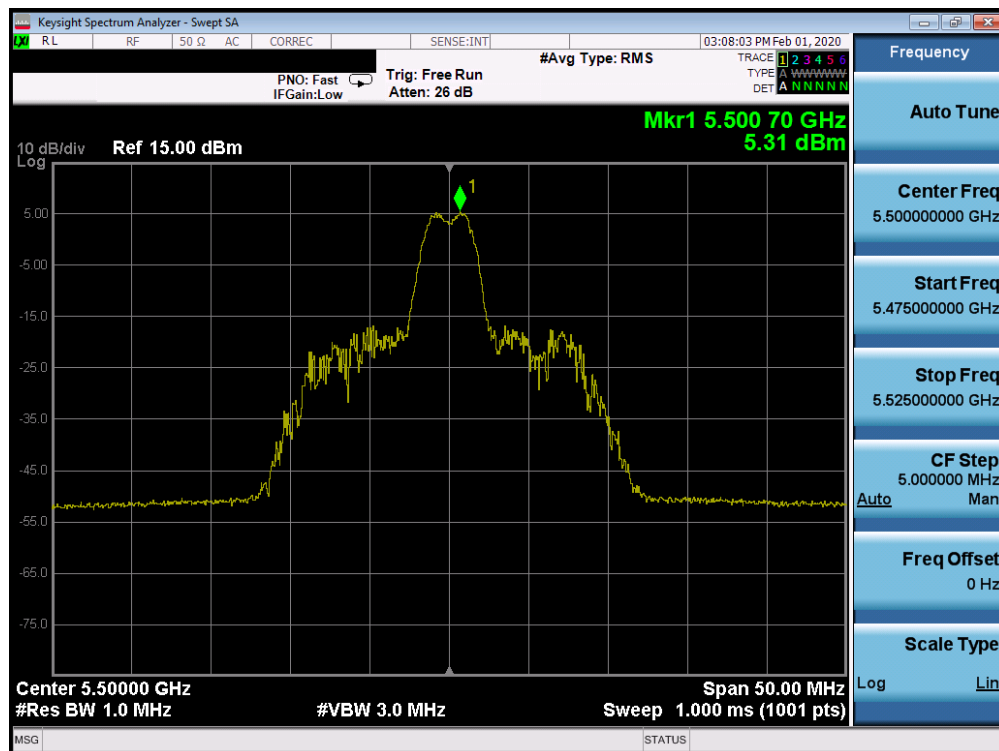


Plot 7-562. Power Spectral Density Plot SDM CORE 1 (20MHz BW 802.11ax Index 0 – RU26 (UNII Band 2C) – Ch. 100)

FCC ID: BCGA2229		MEASUREMENT REPORT (CERTIFICATION)	Approved by: Quality Manager
Test Report S/N: 1C1912170053-09-R1.BCG	Test Dates: 12/10/2019 - 02/12/2020	EUT Type: Tablet Device	Page 334 of 563

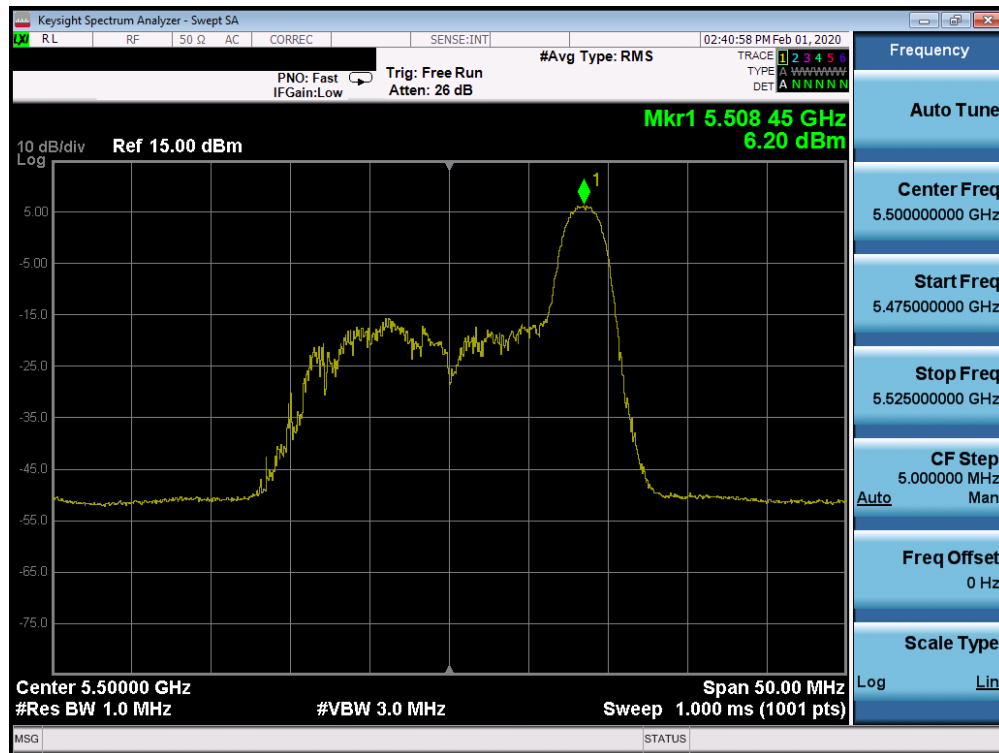


Plot 7-563. Power Spectral Density Plot SDM CORE 0 (20MHz BW 802.11ax Index 4 – RU26 (UNII Band 2C) – Ch. 100)

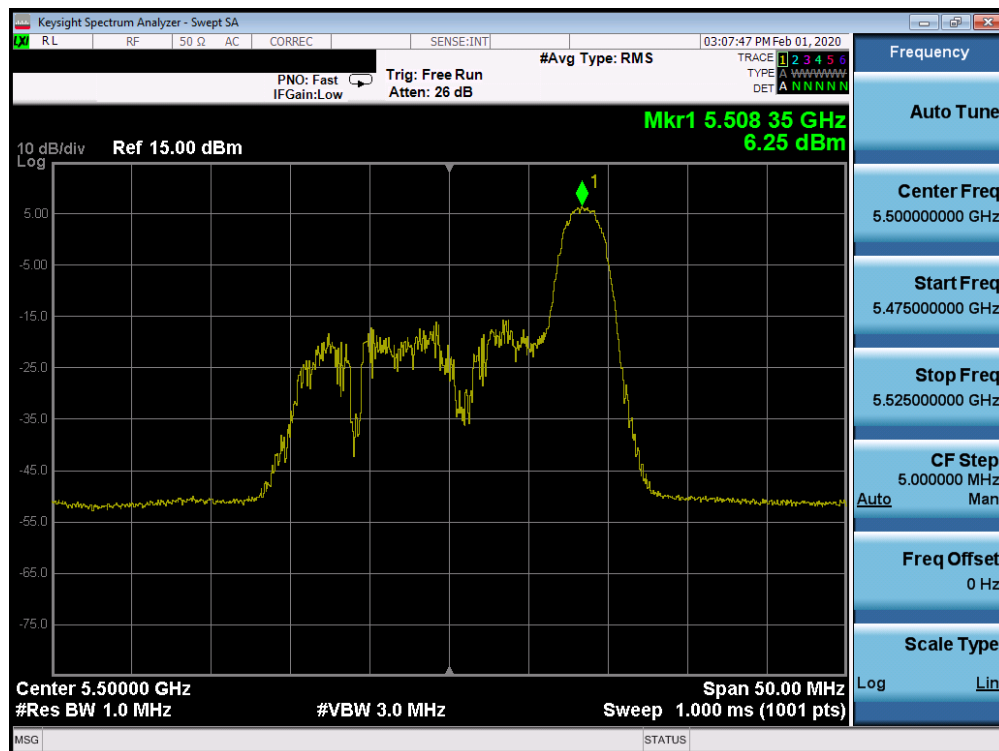


Plot 7-564. Power Spectral Density Plot SDM CORE 1 (20MHz BW 802.11ax Index 4 – RU26 (UNII Band 2C) – Ch. 100)

FCC ID: BCGA2229	PCTEST	MEASUREMENT REPORT (CERTIFICATION)	Approved by: Quality Manager
Test Report S/N: 1C1912170053-09-R1.BCG	Test Dates: 12/10/2019 - 02/12/2020	EUT Type: Tablet Device	Page 335 of 563

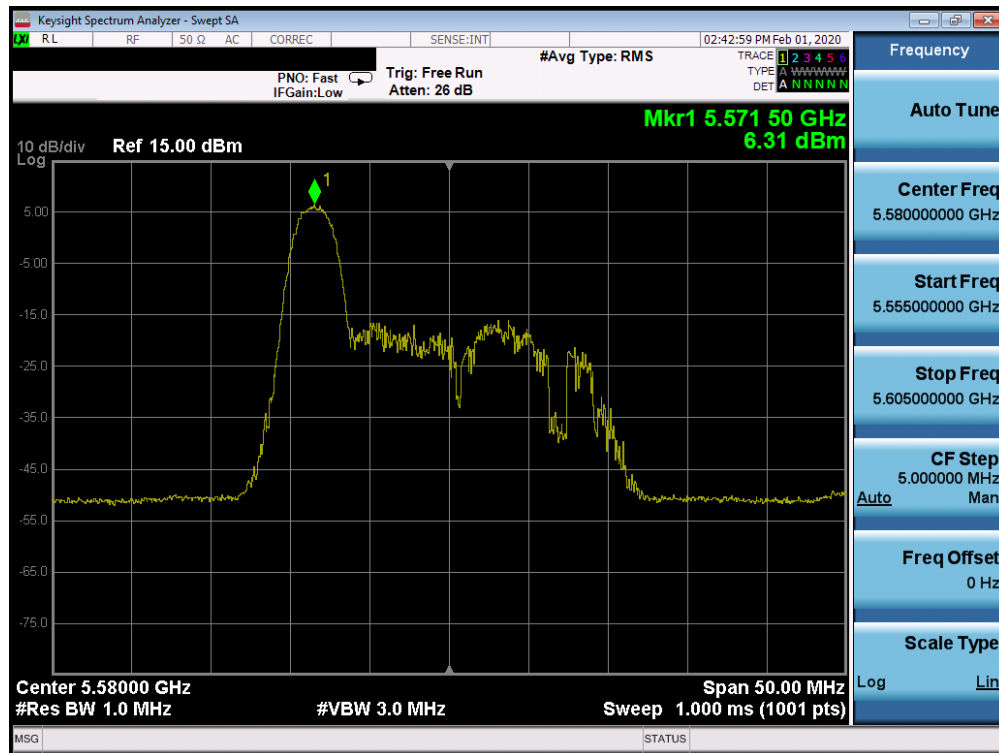


Plot 7-565. Power Spectral Density Plot SDM CORE 0 (20MHz BW 802.11ax Index 8 – RU26 (UNII Band 2C) – Ch. 100)

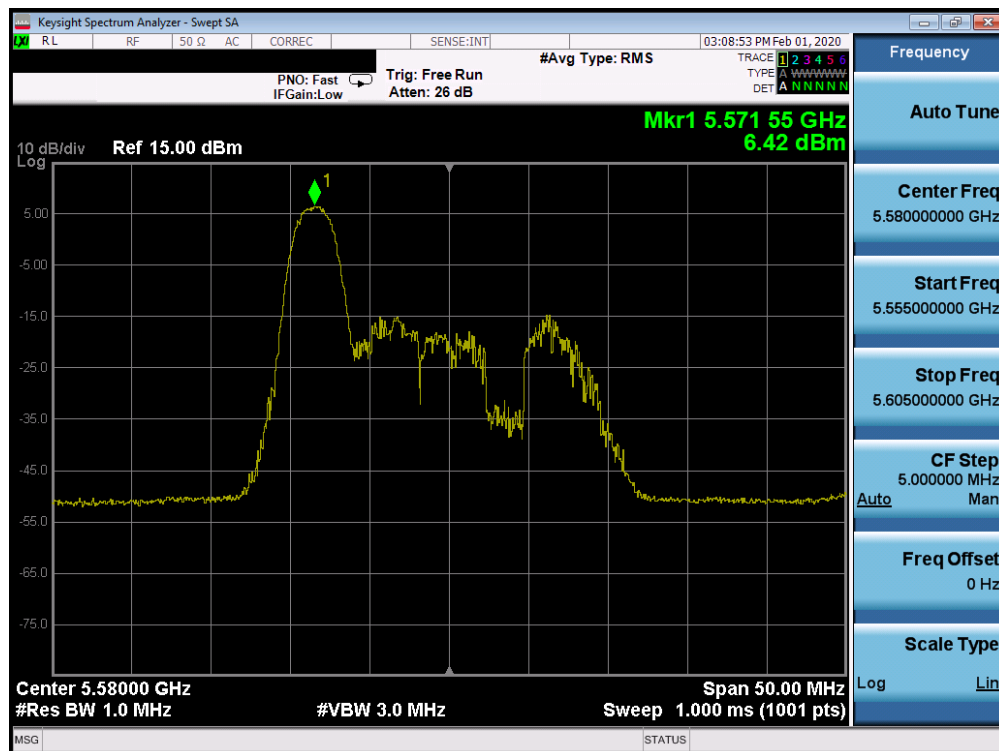


Plot 7-566. Power Spectral Density Plot SDM CORE 1 (20MHz BW 802.11ax Index 8 – RU26 (UNII Band 2C) – Ch. 100)

FCC ID: BCGA2229	PCTEST	MEASUREMENT REPORT (CERTIFICATION)	Approved by: Quality Manager
Test Report S/N: 1C1912170053-09-R1.BCG	Test Dates: 12/10/2019 - 02/12/2020	EUT Type: Tablet Device	Page 336 of 563

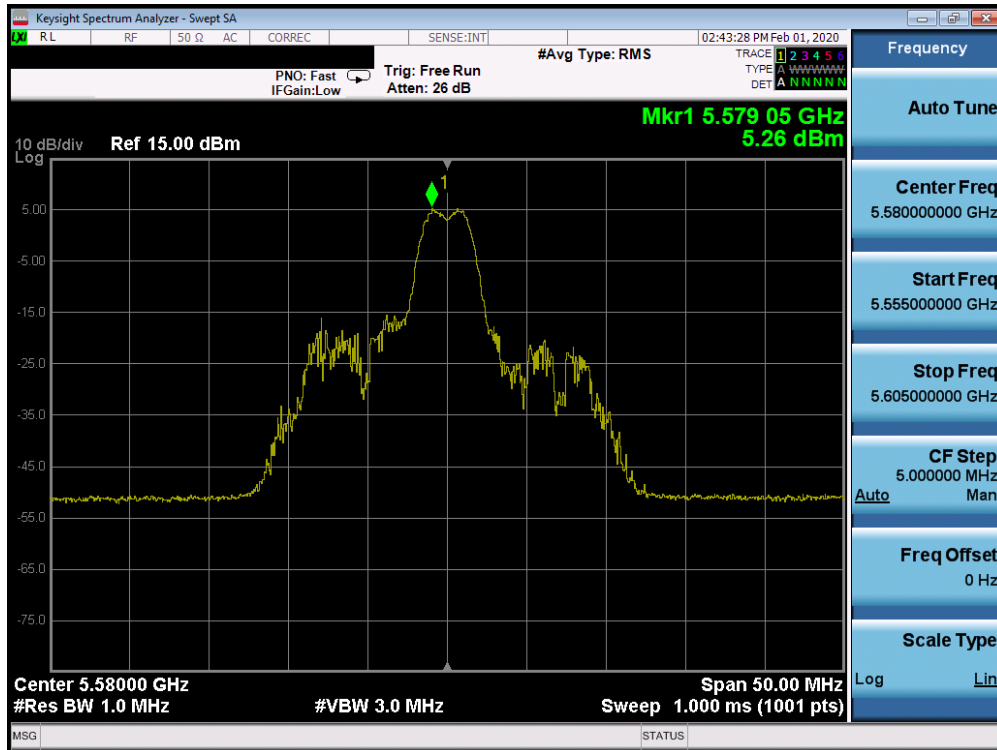


Plot 7-567. Power Spectral Density Plot SDM CORE 0 (20MHz BW 802.11ax Index 0 – RU26 (UNII Band 2C) – Ch. 116)

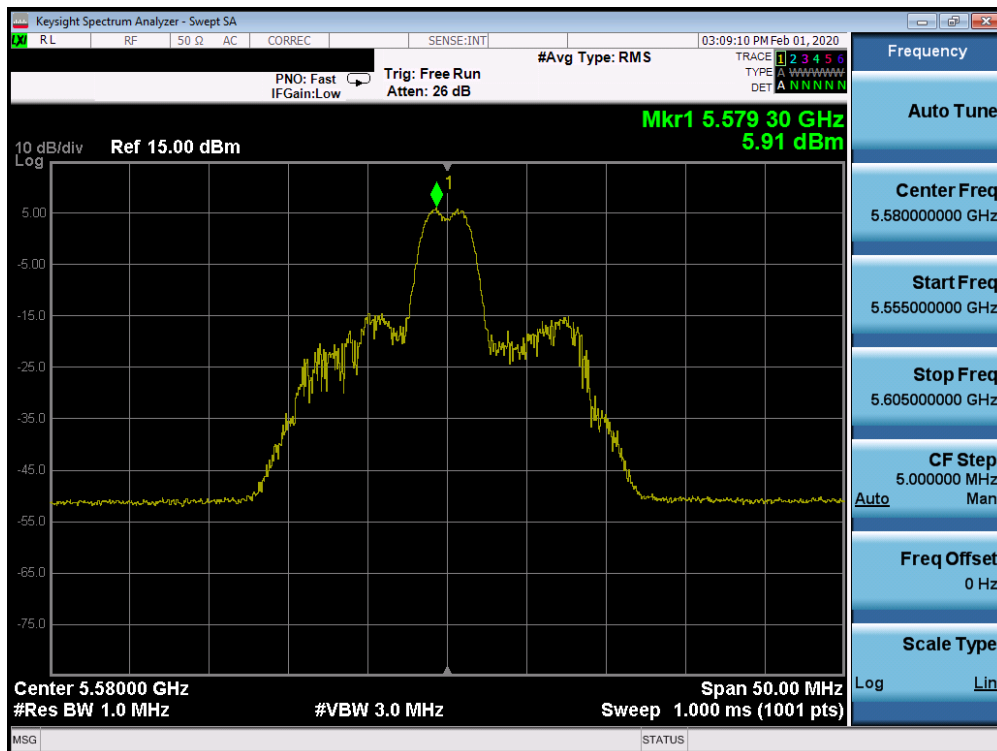


Plot 7-568. Power Spectral Density Plot SDM CORE 1 (20MHz BW 802.11ax Index 0 – RU26 (UNII Band 2C) – Ch. 116)

FCC ID: BCGA2229	PCTEST	MEASUREMENT REPORT (CERTIFICATION)	Approved by: Quality Manager
Test Report S/N: 1C1912170053-09-R1.BCG	Test Dates: 12/10/2019 - 02/12/2020	EUT Type: Tablet Device	Page 337 of 563

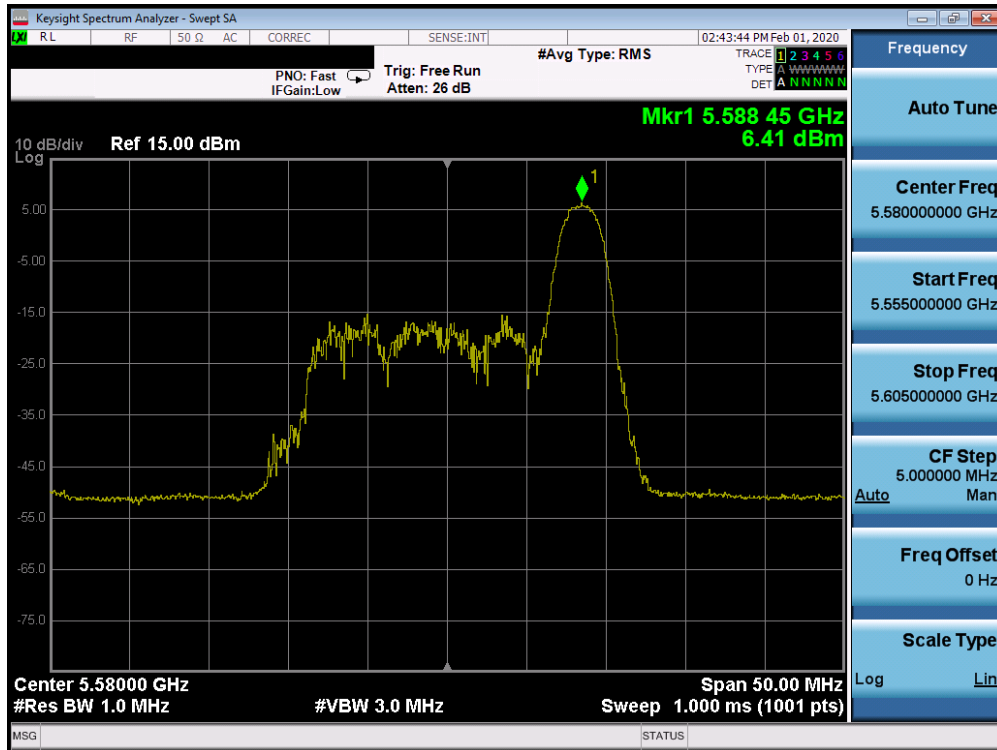


Plot 7-569. Power Spectral Density Plot SDM CORE 0 (20MHz BW 802.11ax Index 4 – RU26 (UNII Band 2C) – Ch. 116)

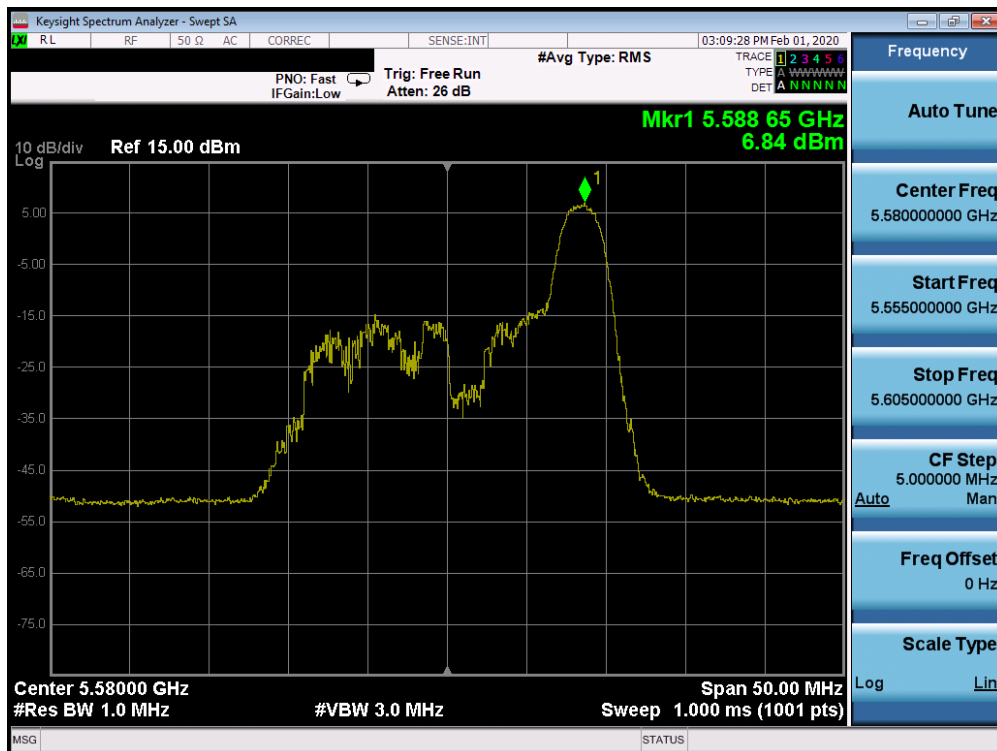


Plot 7-570. Power Spectral Density Plot SDM CORE 1 (20MHz BW 802.11ax Index 4 – RU26 (UNII Band 2C) – Ch. 116)

FCC ID: BCGA2229	PCTEST	MEASUREMENT REPORT (CERTIFICATION)	Approved by: Quality Manager
Test Report S/N: 1C1912170053-09-R1.BCG	Test Dates: 12/10/2019 - 02/12/2020	EUT Type: Tablet Device	Page 338 of 563

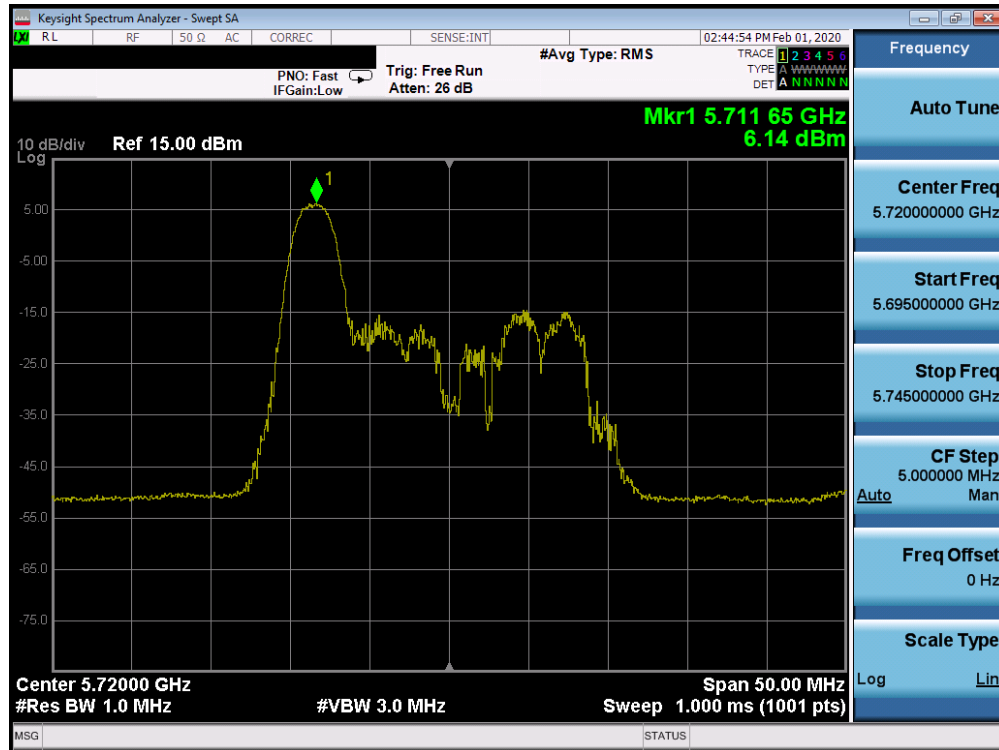


Plot 7-571. Power Spectral Density Plot SDM CORE 0 (20MHz BW 802.11ax Index 8– RU26 (UNII Band 2C) – Ch. 116)

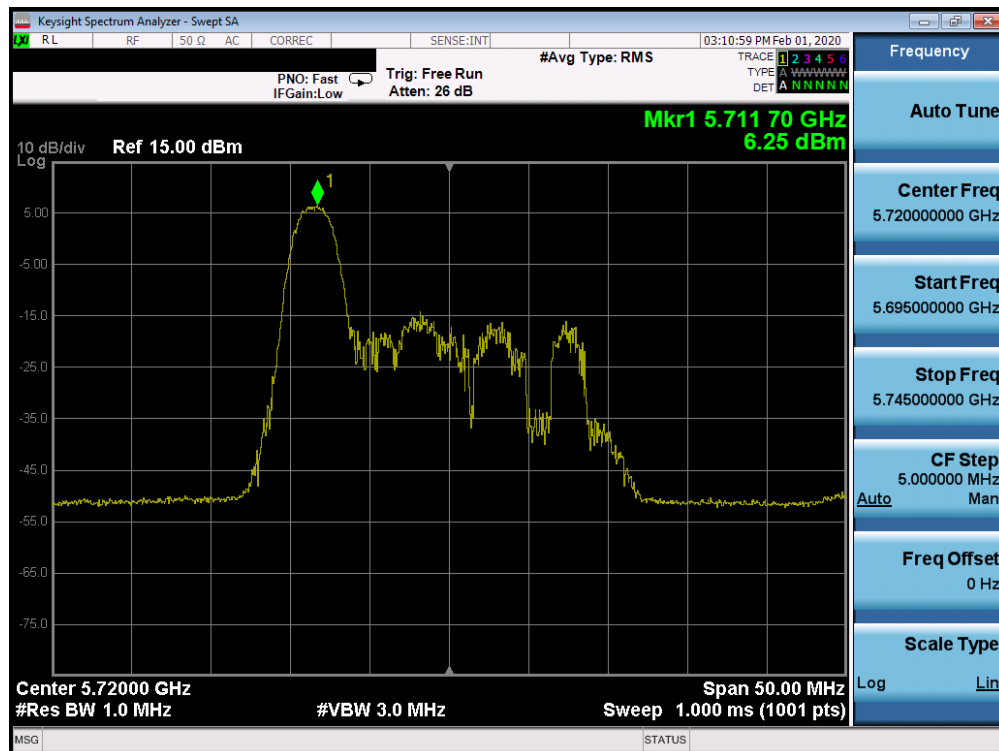


Plot 7-572. Power Spectral Density Plot SDM CORE 1 (20MHz BW 802.11ax Index 8– RU26 (UNII Band 2C) – Ch. 116)

FCC ID: BCGA2229	PCTEST	MEASUREMENT REPORT (CERTIFICATION)	Approved by: Quality Manager
Test Report S/N: 1C1912170053-09-R1.BCG	Test Dates: 12/10/2019 - 02/12/2020	EUT Type: Tablet Device	Page 339 of 563

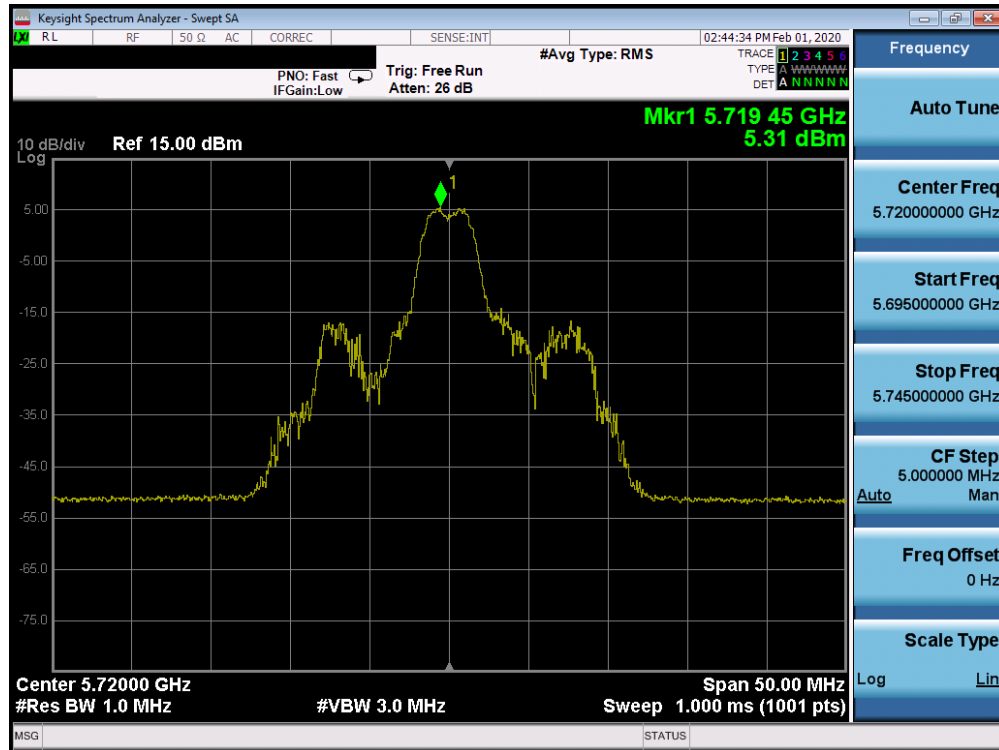


Plot 7-573. Power Spectral Density Plot SDM CORE 0 (20MHz BW 802.11ax Index 0 – RU26 (UNII Band 2C) – Ch. 144)

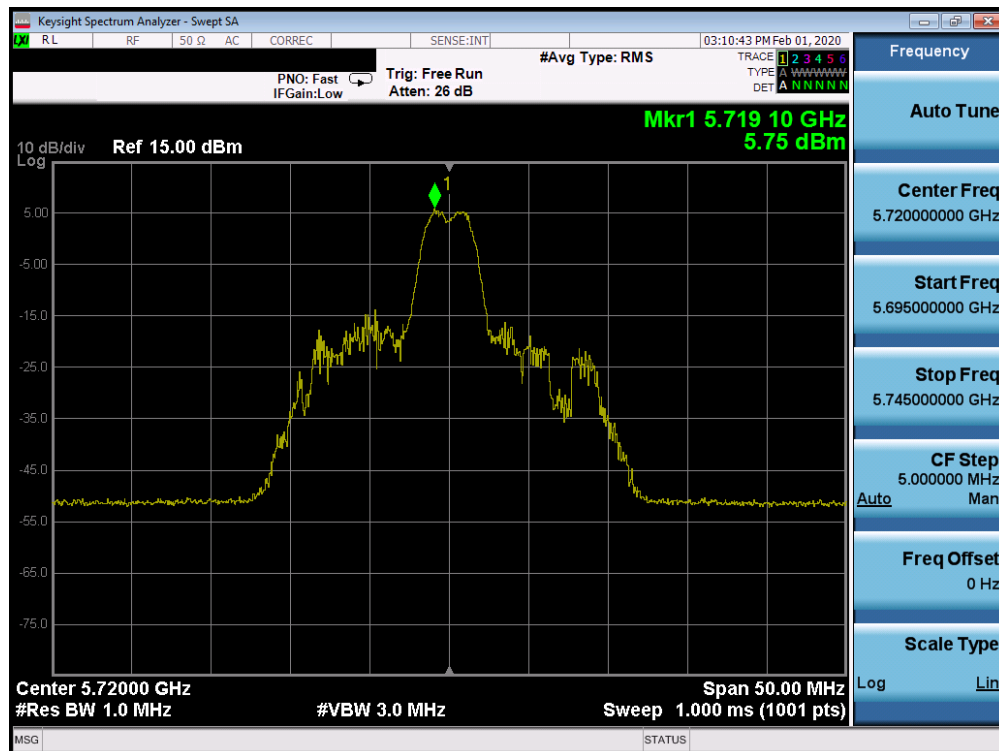


Plot 7-574. Power Spectral Density Plot SDM CORE 1 (20MHz BW 802.11ax Index 0 – RU26 (UNII Band 2C) – Ch. 144)

FCC ID: BCGA2229	PCTEST	MEASUREMENT REPORT (CERTIFICATION)	Approved by: Quality Manager
Test Report S/N: 1C1912170053-09-R1.BCG	Test Dates: 12/10/2019 - 02/12/2020	EUT Type: Tablet Device	Page 340 of 563

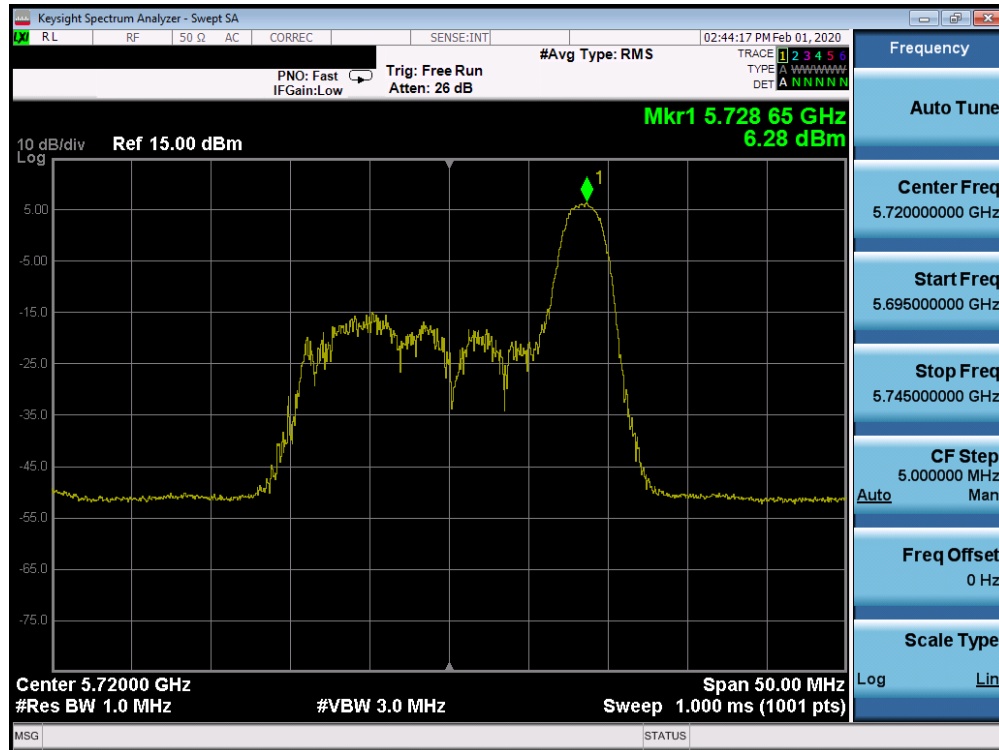


Plot 7-575. Power Spectral Density Plot SDM CORE 0 (20MHz BW 802.11ax Index 4 – RU26 (UNII Band 2C) – Ch. 144)

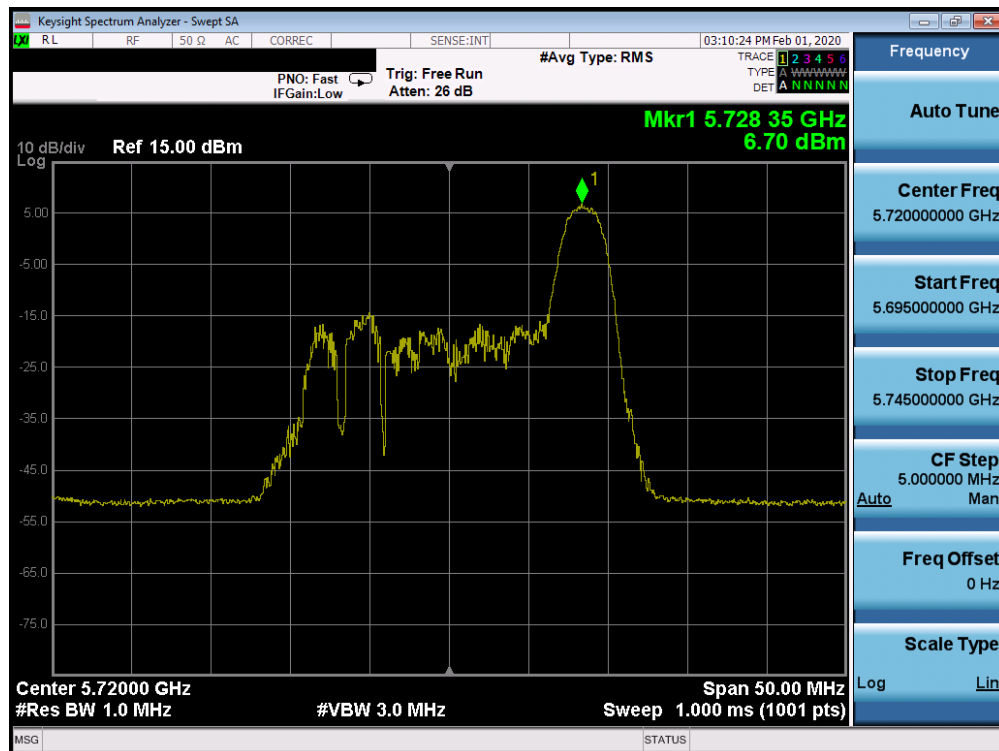


Plot 7-576. Power Spectral Density Plot SDM CORE 1 (20MHz BW 802.11ax Index 4 – RU26 (UNII Band 2C) – Ch. 144)

FCC ID: BCGA2229		MEASUREMENT REPORT (CERTIFICATION)	Approved by: Quality Manager
Test Report S/N: 1C1912170053-09-R1.BCG	Test Dates: 12/10/2019 - 02/12/2020	EUT Type: Tablet Device	Page 341 of 563

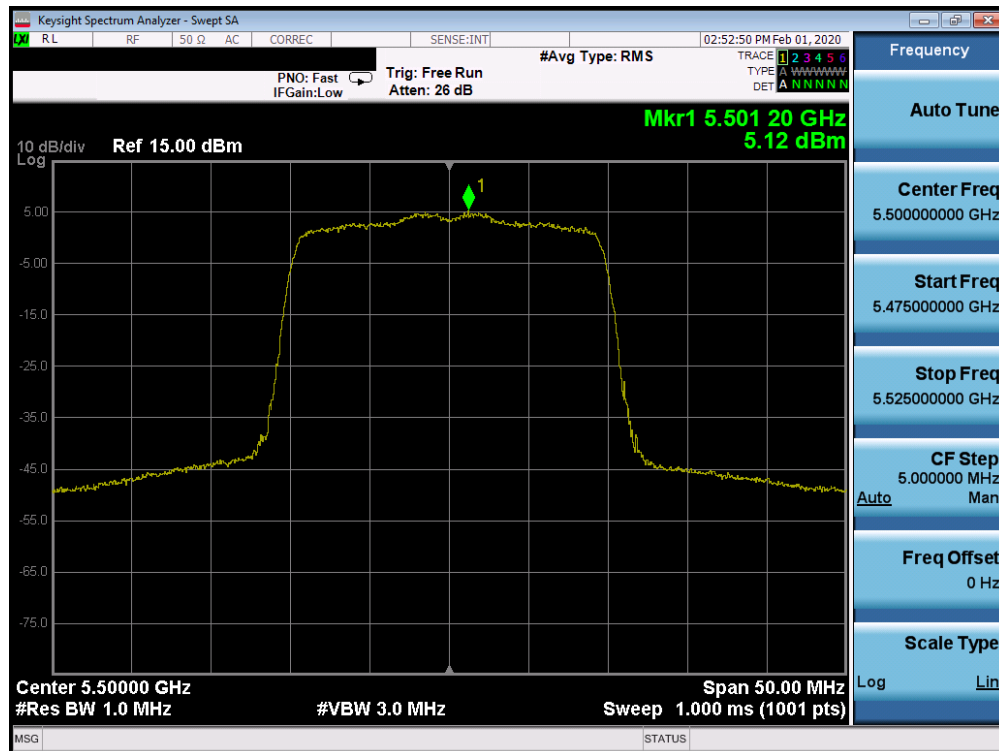


Plot 7-577. Power Spectral Density Plot SDM CORE 0 (20MHz BW 802.11ax Index 8 – RU26 (UNII Band 2C) – Ch. 144)

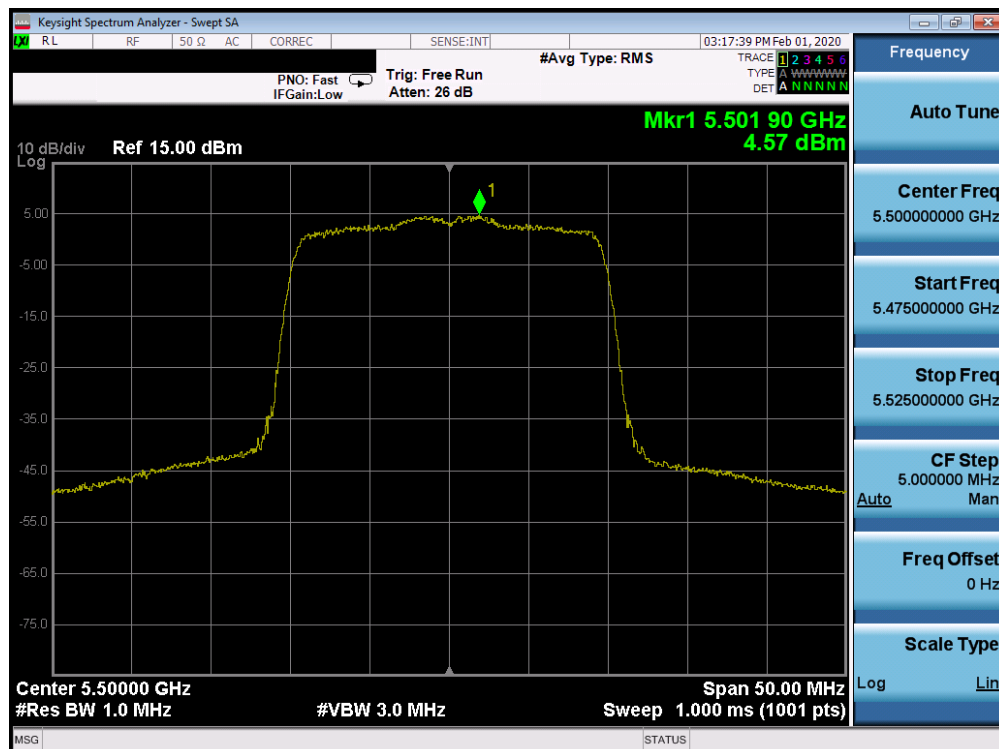


Plot 7-578. Power Spectral Density Plot SDM CORE 1 (20MHz BW 802.11ax Index 8 – RU26 (UNII Band 2C) – Ch. 144)

FCC ID: BCGA2229	PCTEST	MEASUREMENT REPORT (CERTIFICATION)	Approved by: Quality Manager
Test Report S/N: 1C1912170053-09-R1.BCG	Test Dates: 12/10/2019 - 02/12/2020	EUT Type: Tablet Device	Page 342 of 563

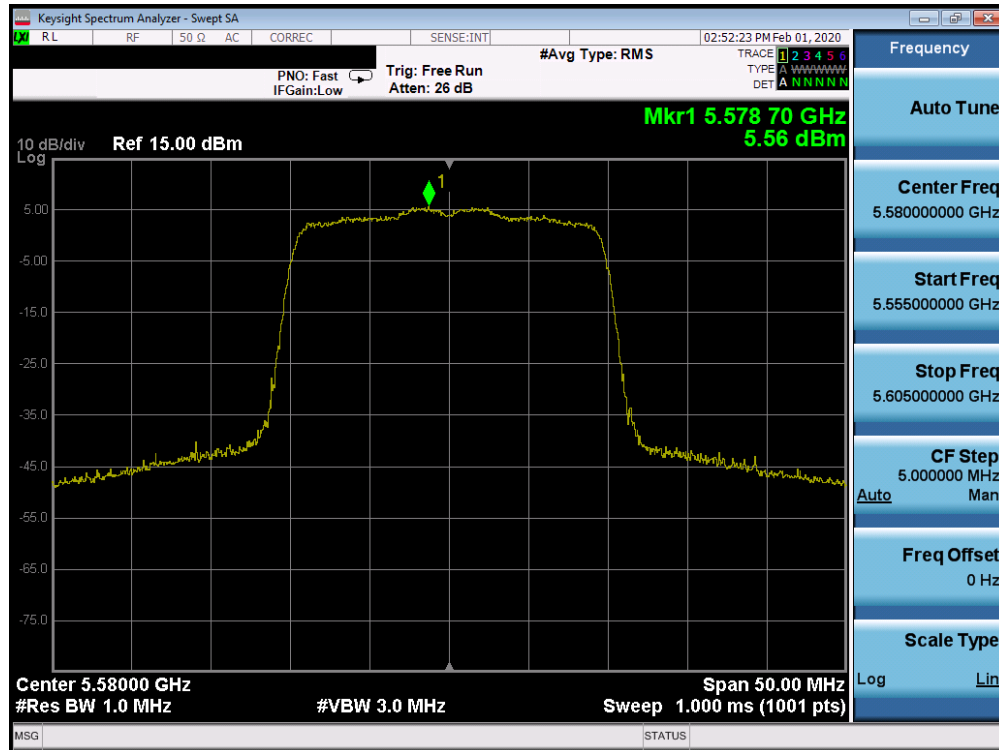


Plot 7-579. Power Spectral Density Plot CDD CORE 0 (20MHz BW 802.11ax- RU242 (UNII Band 2C) – Ch. 100)

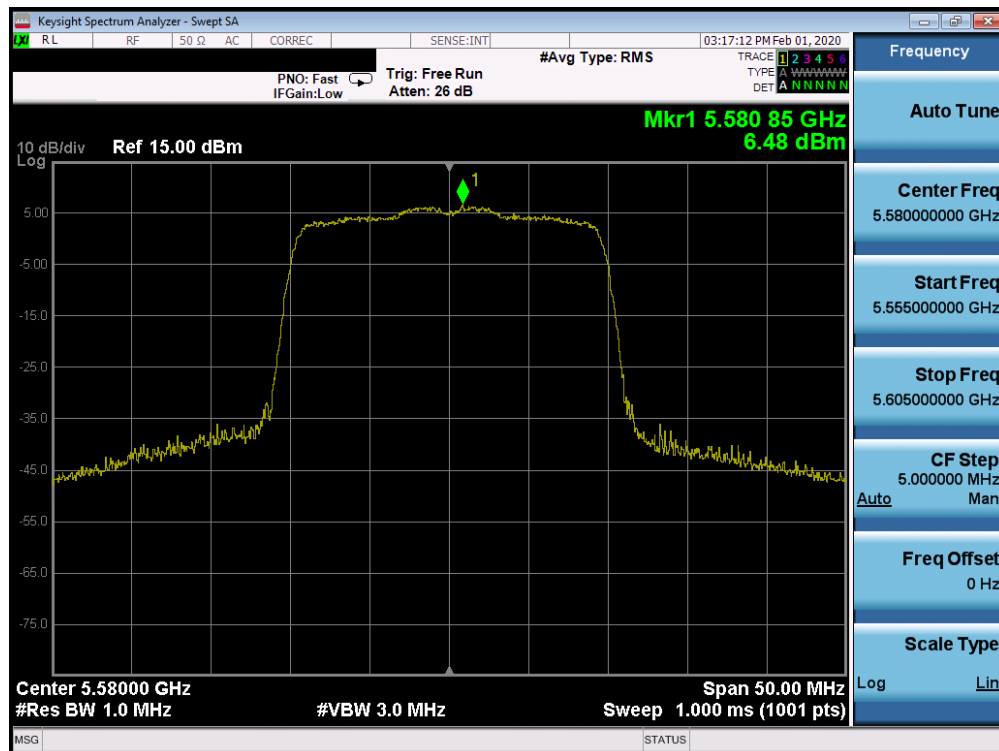


Plot 7-580. Power Spectral Density Plot CDD CORE 1 (20MHz BW 802.11ax- RU242 (UNII Band 2C) – Ch. 100)

FCC ID: BCGA2229		MEASUREMENT REPORT (CERTIFICATION)	Approved by: Quality Manager
Test Report S/N: 1C1912170053-09-R1.BCG	Test Dates: 12/10/2019 - 02/12/2020	EUT Type: Tablet Device	Page 343 of 563

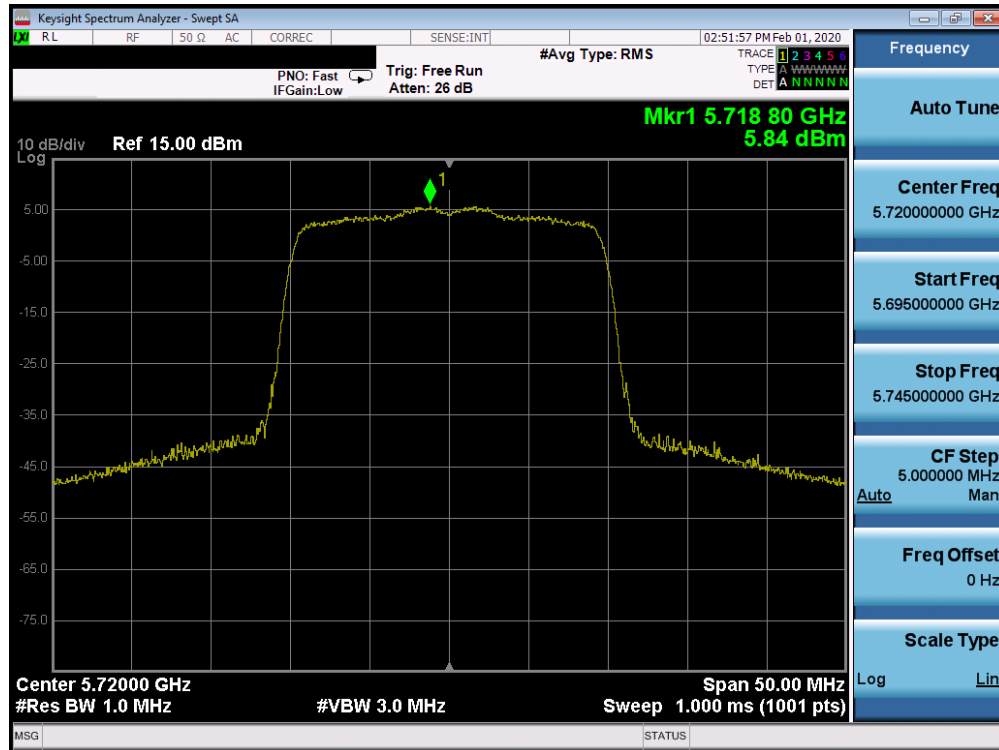


Plot 7-581. Power Spectral Density Plot CDD CORE 0 (20MHz BW 802.11ax- RU242 (UNII Band 2C) – Ch. 116)

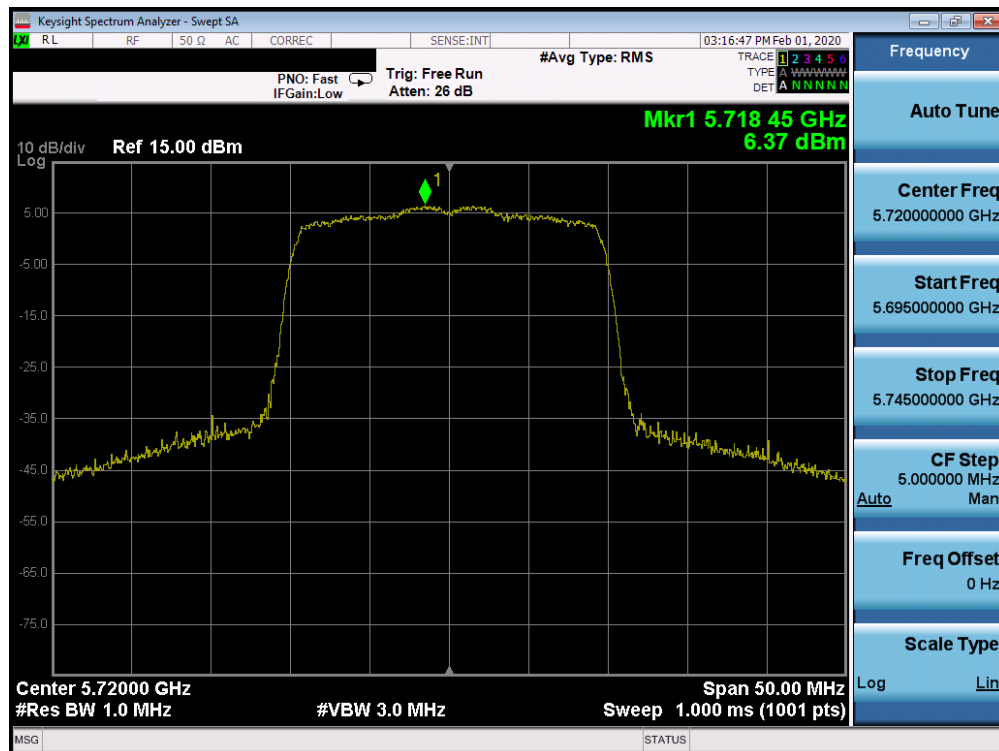


Plot 7-582. Power Spectral Density Plot CDD CORE 1 (20MHz BW 802.11ax- RU242 (UNII Band 2C) – Ch. 116)

FCC ID: BCGA2229	PCTEST	MEASUREMENT REPORT (CERTIFICATION)	Approved by: Quality Manager
Test Report S/N: 1C1912170053-09-R1.BCG	Test Dates: 12/10/2019 - 02/12/2020	EUT Type: Tablet Device	Page 344 of 563

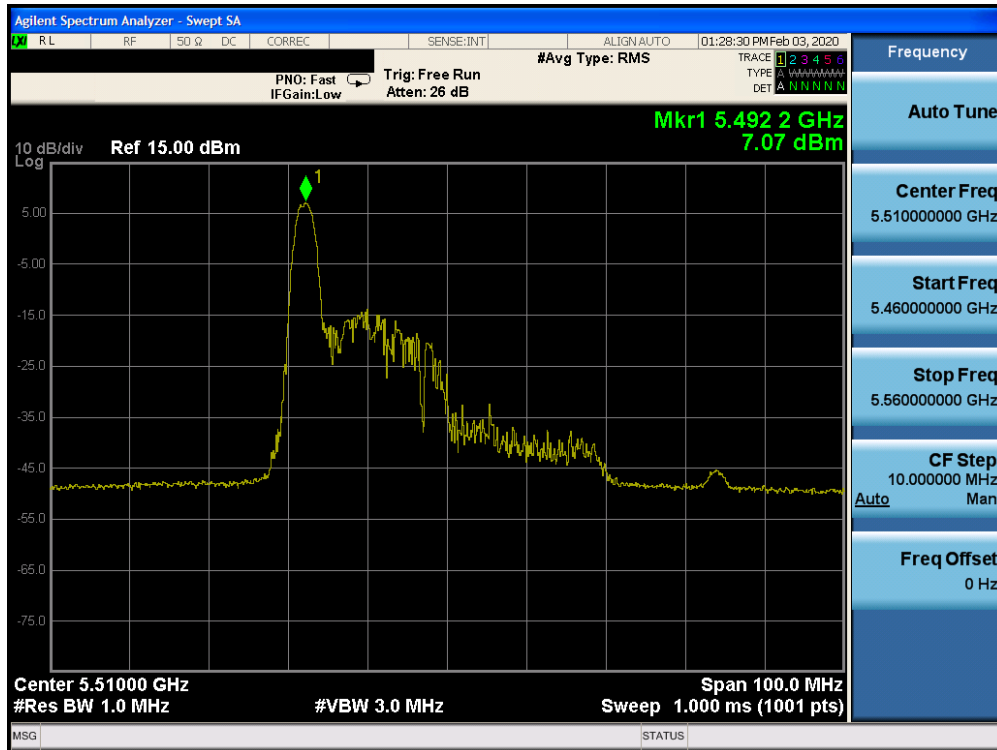


Plot 7-583. Power Spectral Density Plot CDD CORE 0 (20MHz BW 802.11ax- RU242 (UNII Band 2C) – Ch. 144)

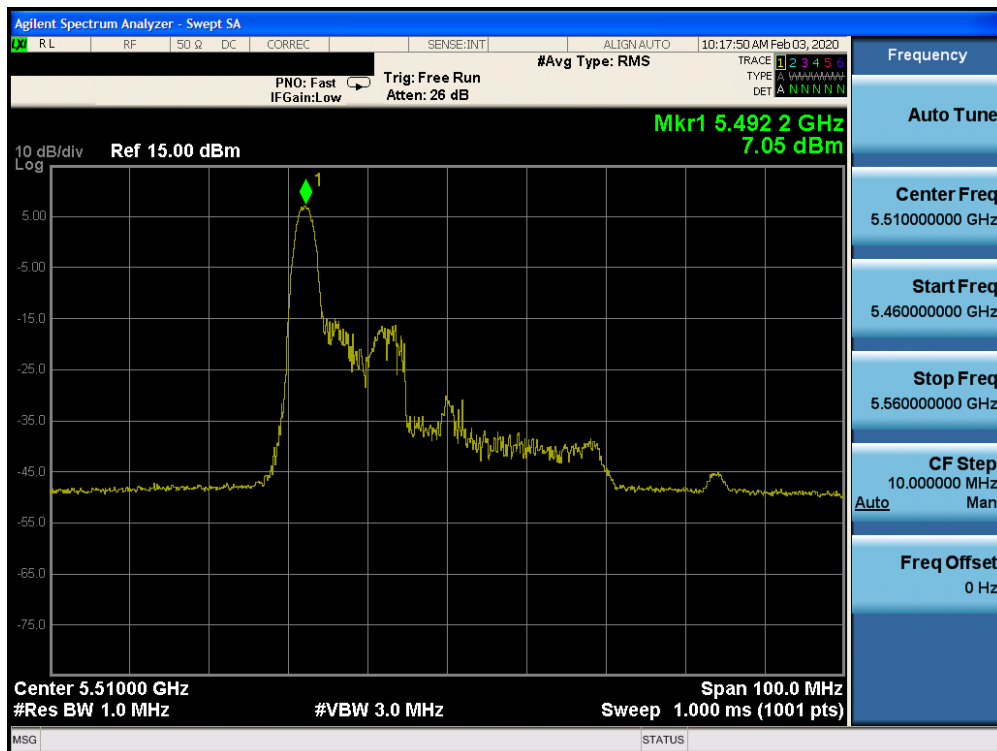


Plot 7-584. Power Spectral Density Plot CDD CORE 1 (20MHz BW 802.11ax- RU242 (UNII Band 2C) – Ch. 144)

FCC ID: BCGA2229	PCTEST	MEASUREMENT REPORT (CERTIFICATION)	Approved by: Quality Manager
Test Report S/N: 1C1912170053-09-R1.BCG	Test Dates: 12/10/2019 - 02/12/2020	EUT Type: Tablet Device	Page 345 of 563

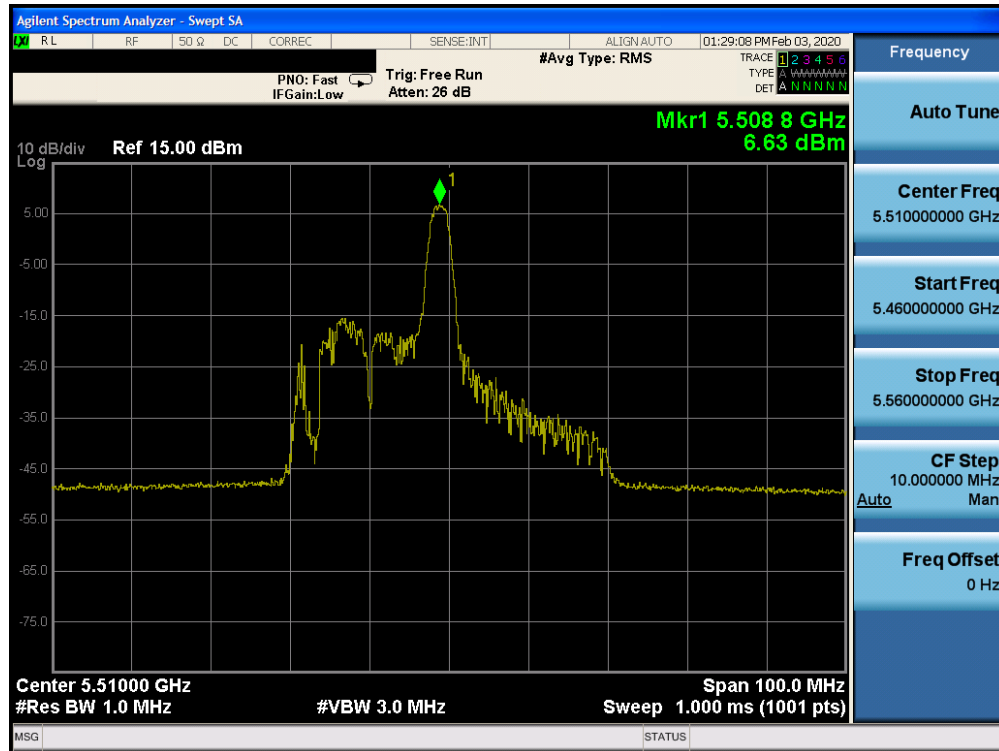


Plot 7-585. Power Spectral Density Plot SDM CORE 0 (40MHz BW 802.11ax Index 0 – RU26 (UNII Band 2C) – Ch. 102)

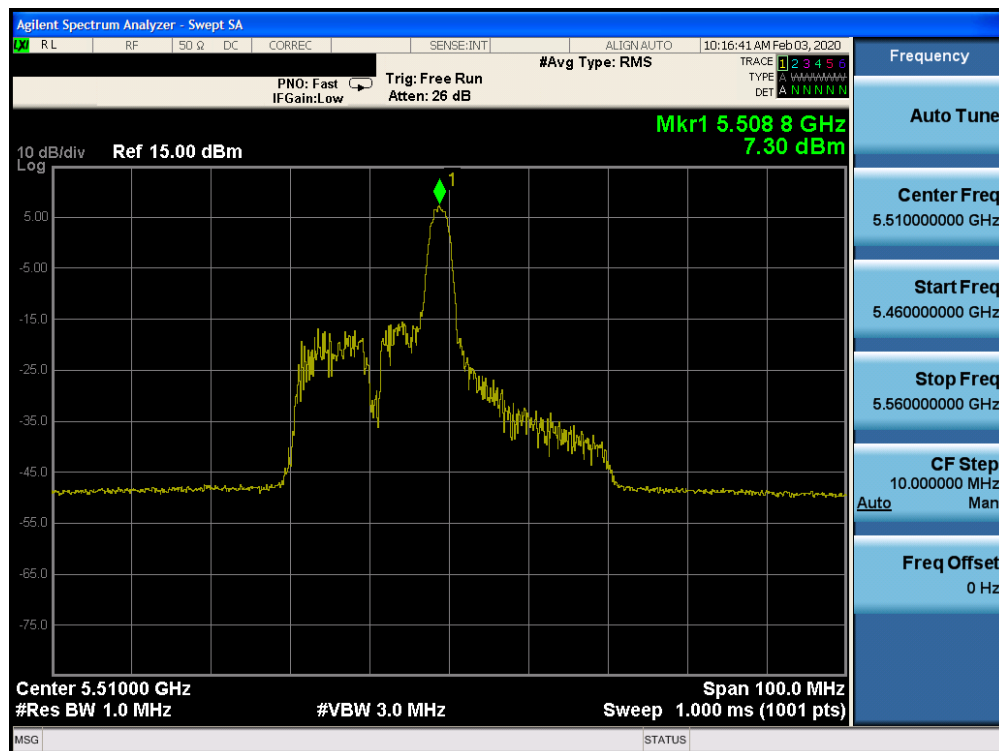


Plot 7-586. Power Spectral Density Plot SDM CORE 1 (40MHz BW 802.11ax Index 0 – RU26 (UNII Band 2C) – Ch. 102)

FCC ID: BCGA2229	PCTEST	MEASUREMENT REPORT (CERTIFICATION)	Approved by: Quality Manager
Test Report S/N: 1C1912170053-09-R1.BCG	Test Dates: 12/10/2019 - 02/12/2020	EUT Type: Tablet Device	Page 346 of 563

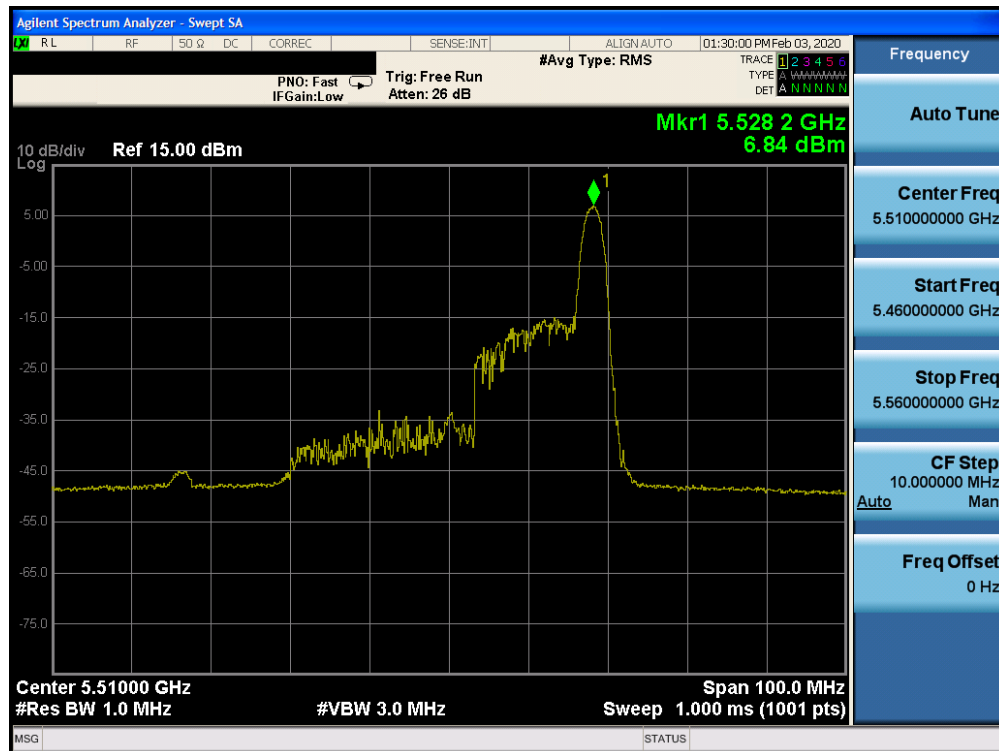


Plot 7-587. Power Spectral Density Plot SDM CORE 0 (40MHz BW 802.11ax Index 8 – RU26 (UNII Band 2C) – Ch. 102)

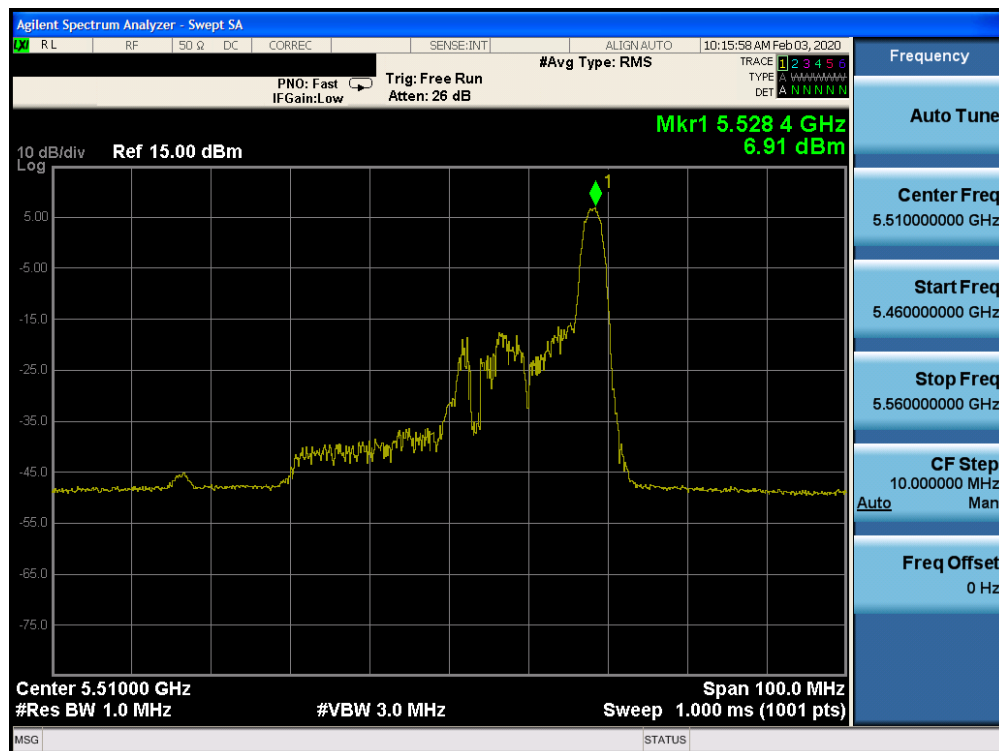


Plot 7-588. Power Spectral Density Plot SDM CORE 1 (40MHz BW 802.11ax Index 8 – RU26 (UNII Band 2C) – Ch. 102)

FCC ID: BCGA2229	PCTEST	MEASUREMENT REPORT (CERTIFICATION)	Approved by: Quality Manager
Test Report S/N: 1C1912170053-09-R1.BCG	Test Dates: 12/10/2019 - 02/12/2020	EUT Type: Tablet Device	Page 347 of 563

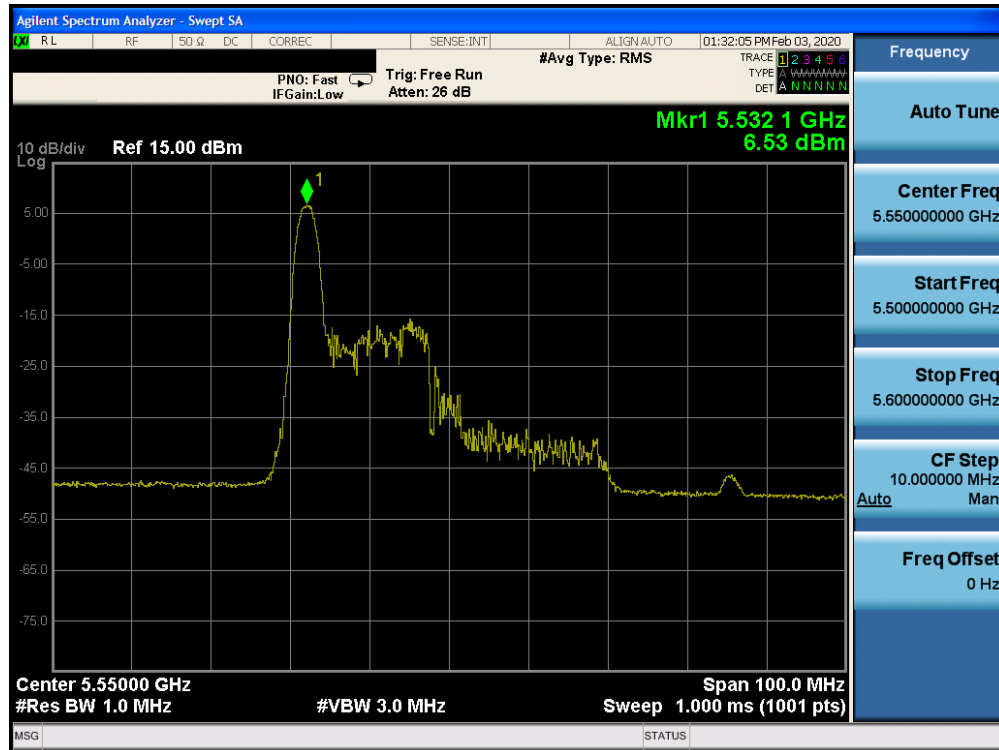


Plot 7-589. Power Spectral Density Plot SDM CORE 0 (40MHz BW 802.11ax Index 17 – RU26 (UNII Band 2C) – Ch. 102)

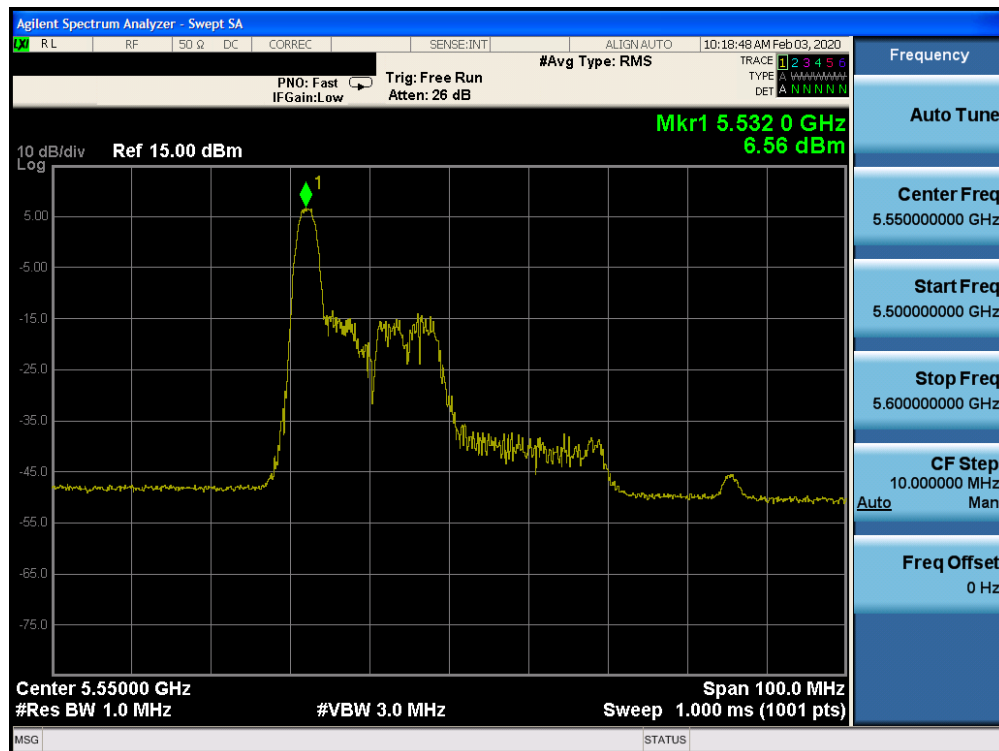


Plot 7-590. Power Spectral Density Plot SDM CORE 1 (40MHz BW 802.11ax Index 17 – RU26 (UNII Band 2C) – Ch. 102)

FCC ID: BCGA2229		MEASUREMENT REPORT (CERTIFICATION)	Approved by: Quality Manager
Test Report S/N: 1C1912170053-09-R1.BCG	Test Dates: 12/10/2019 - 02/12/2020	EUT Type: Tablet Device	Page 348 of 563

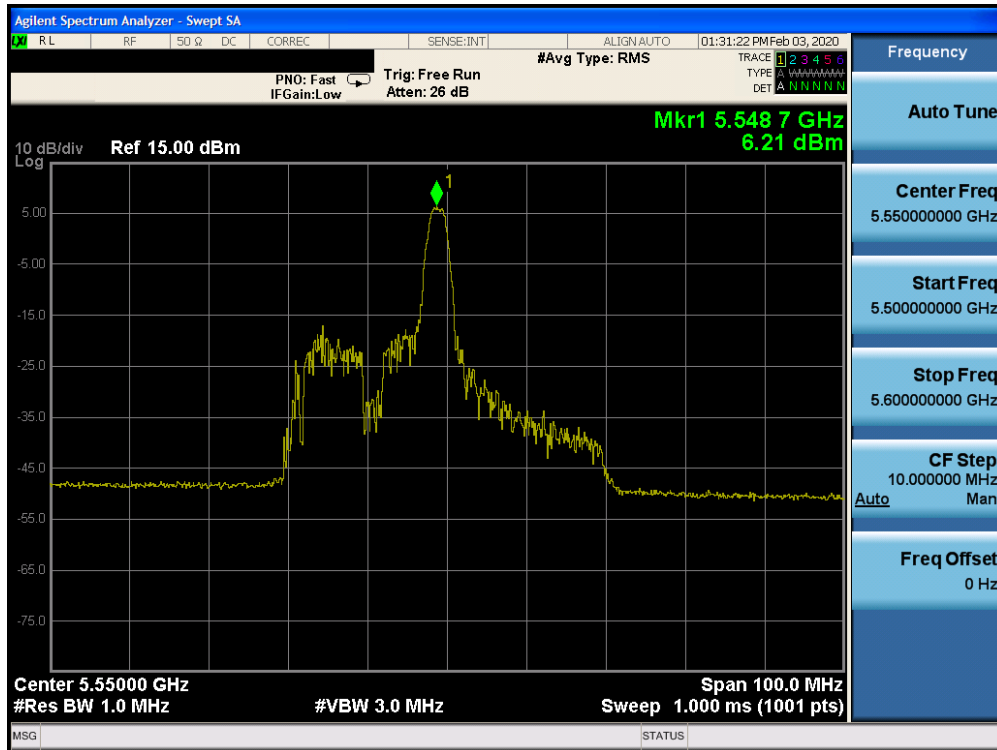


Plot 7-591. Power Spectral Density Plot SDM CORE 0 (40MHz BW 802.11ax Index 0 – RU26 (UNII Band 2C) – Ch. 110)

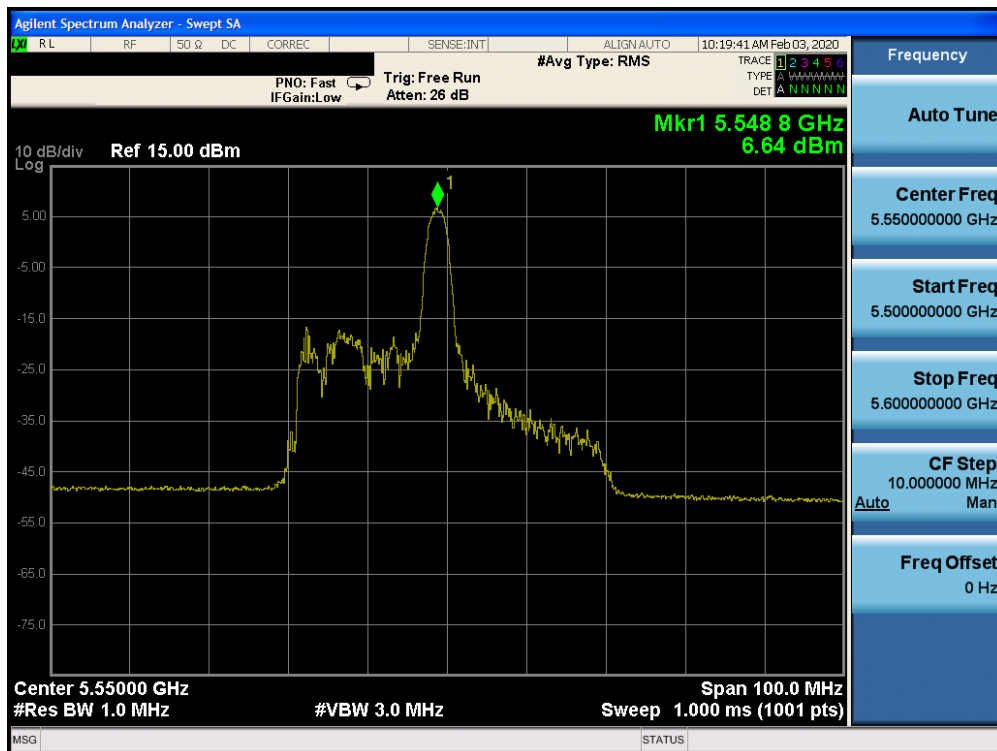


Plot 7-592. Power Spectral Density Plot SDM CORE 1 (40MHz BW 802.11ax Index 0 – RU26 (UNII Band 2C) – Ch. 110)

FCC ID: BCGA2229		MEASUREMENT REPORT (CERTIFICATION)	Approved by: Quality Manager
Test Report S/N: 1C1912170053-09-R1.BCG	Test Dates: 12/10/2019 - 02/12/2020	EUT Type: Tablet Device	Page 349 of 563

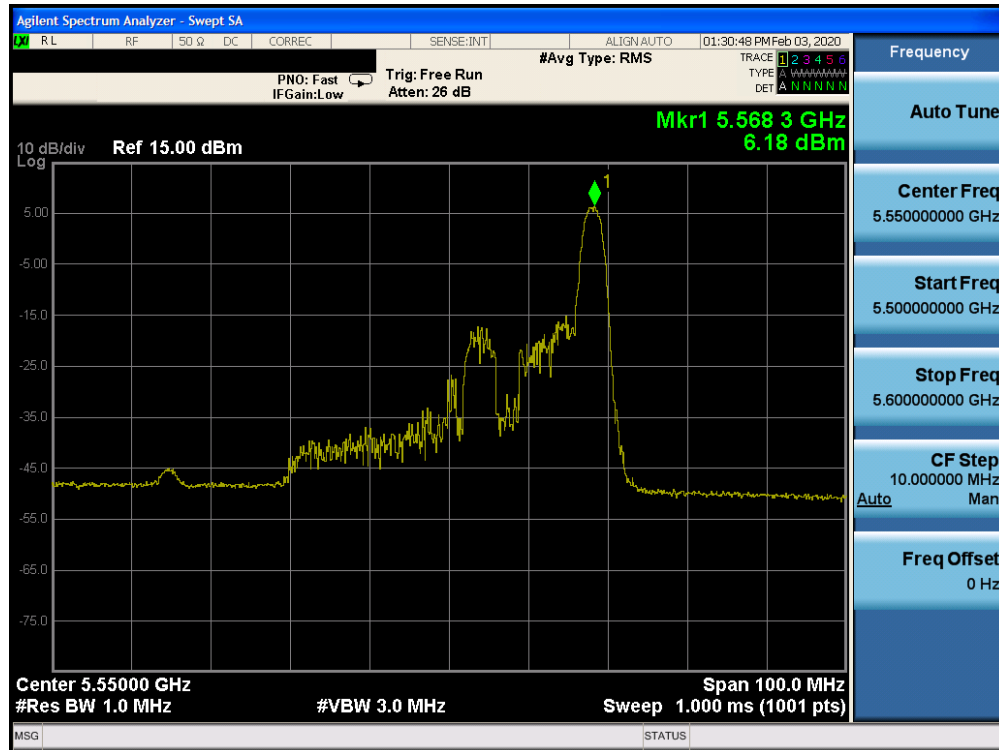


Plot 7-593. Power Spectral Density Plot SDM CORE 0 (40MHz BW 802.11ax Index 8 – RU26 (UNII Band 2C) – Ch. 110)

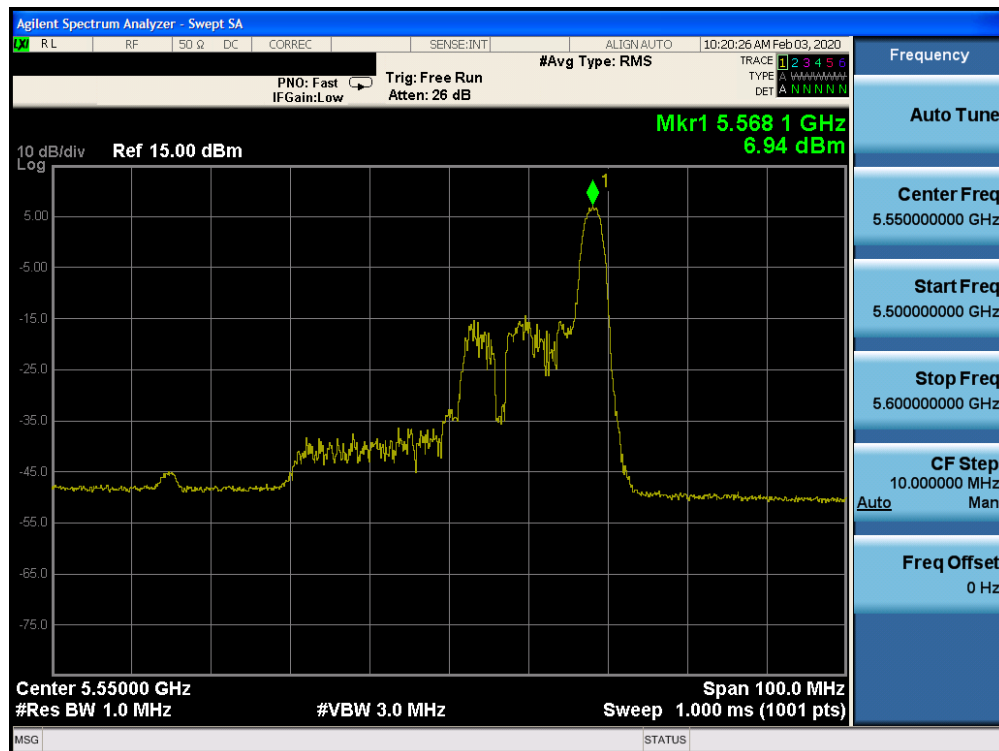


Plot 7-594. Power Spectral Density Plot SDM CORE 1 (40MHz BW 802.11ax Index 8 – RU26 (UNII Band 2C) – Ch. 110)

FCC ID: BCGA2229		MEASUREMENT REPORT (CERTIFICATION)	Approved by: Quality Manager
Test Report S/N: 1C1912170053-09-R1.BCG	Test Dates: 12/10/2019 - 02/12/2020	EUT Type: Tablet Device	Page 350 of 563

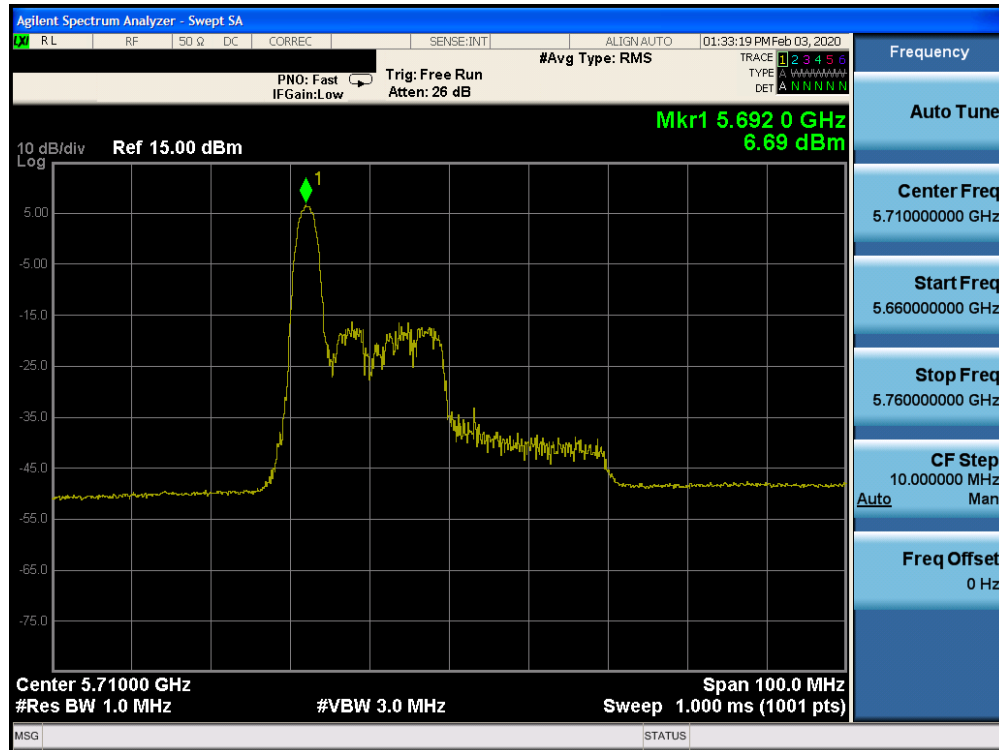


Plot 7-595. Power Spectral Density Plot SDM CORE 0 (40MHz BW 802.11ax Index 17 – RU26 (UNII Band 2C) – Ch. 110)

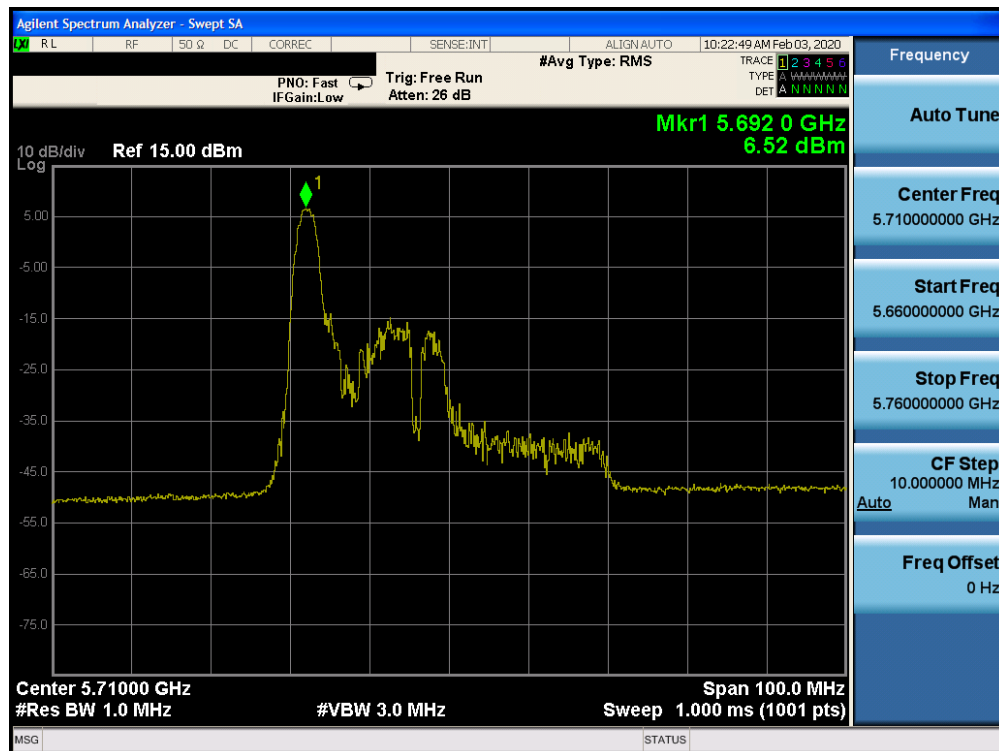


Plot 7-596. Power Spectral Density Plot SDM CORE 1 (40MHz BW 802.11ax Index 17 – RU26 (UNII Band 2C) – Ch. 110)

FCC ID: BCGA2229		MEASUREMENT REPORT (CERTIFICATION)	Approved by: Quality Manager
Test Report S/N: 1C1912170053-09-R1.BCG	Test Dates: 12/10/2019 - 02/12/2020	EUT Type: Tablet Device	Page 351 of 563



Plot 7-597. Power Spectral Density Plot SDM CORE 0 (40MHz BW 802.11ax Index 0 – RU26 (UNII Band 2C) – Ch. 142)



Plot 7-598. Power Spectral Density Plot SDM CORE 1 (40MHz BW 802.11ax Index 0 – RU26 (UNII Band 2C) – Ch. 142)

FCC ID: BCGA2229		MEASUREMENT REPORT (CERTIFICATION)	Approved by: Quality Manager
Test Report S/N: 1C1912170053-09-R1.BCG	Test Dates: 12/10/2019 - 02/12/2020	EUT Type: Tablet Device	Page 352 of 563