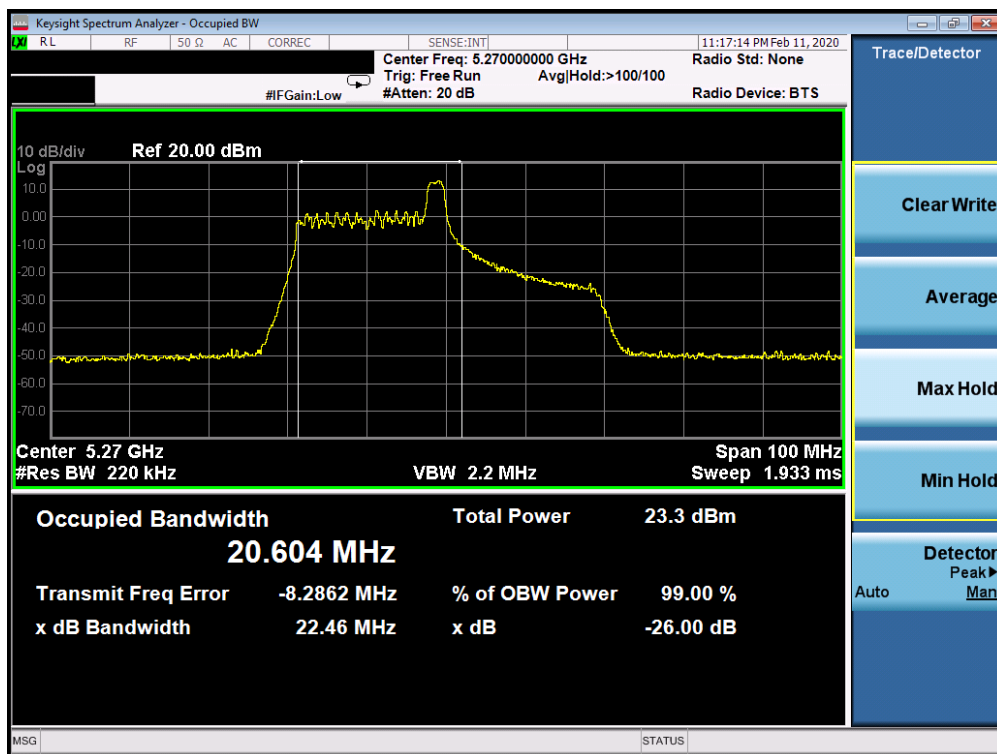
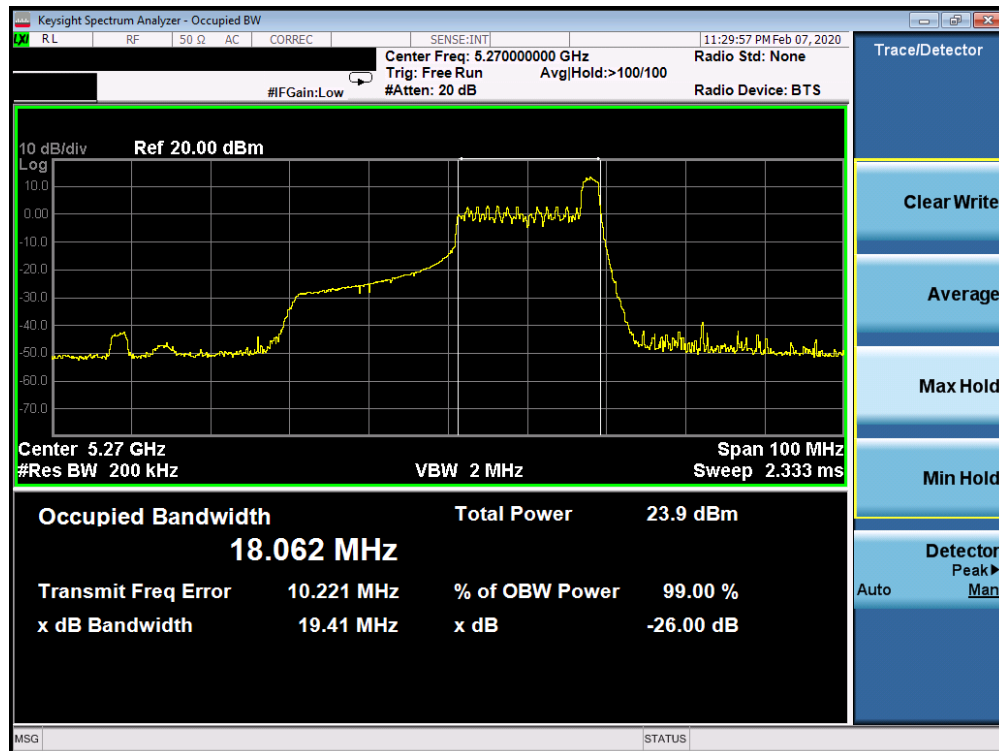


Plot 7-117. 26dB Bandwidth Plot SISO CORE 1 (40MHz BW 802.11ax Index 0 – RU26 (UNII Band 2A) – Ch. 54)

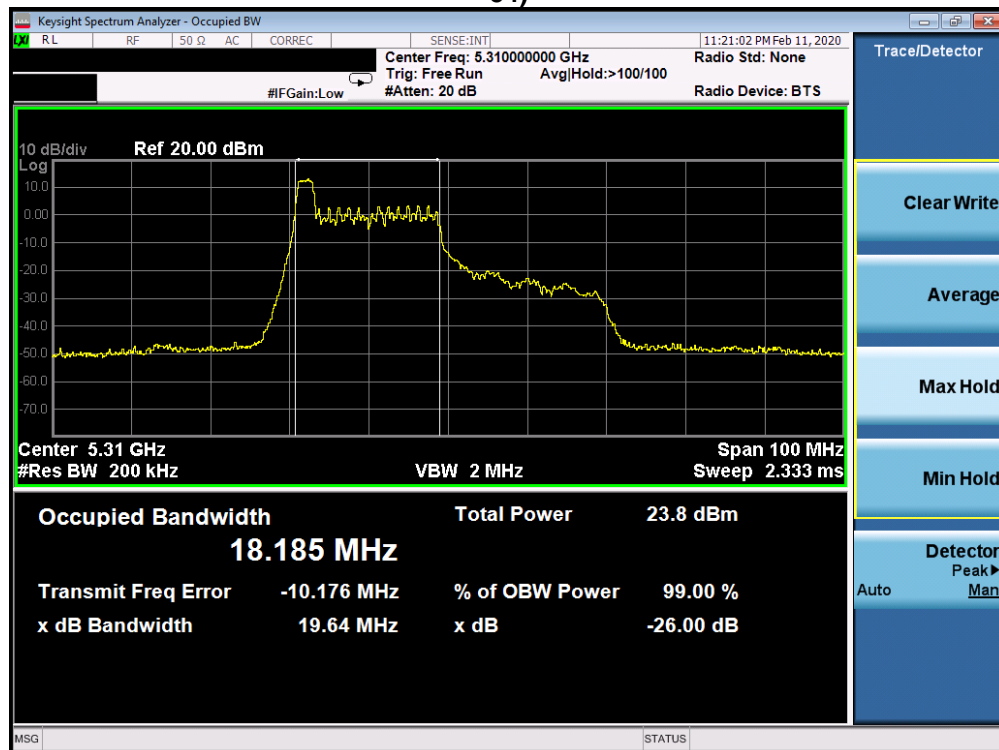


Plot 7-118. 26dB Bandwidth Plot SISO CORE 1 (40MHz BW 802.11ax Index 8 – RU26 (UNII Band 2A) – Ch. 54)

FCC ID: BCGA2229		MEASUREMENT REPORT (CERTIFICATION)	Approved by: Quality Manager
Test Report S/N: 1C1912170053-09-R1.BCG	Test Dates: 12/10/2019 - 02/12/2020	EUT Type: Tablet Device	Page 77 of 563

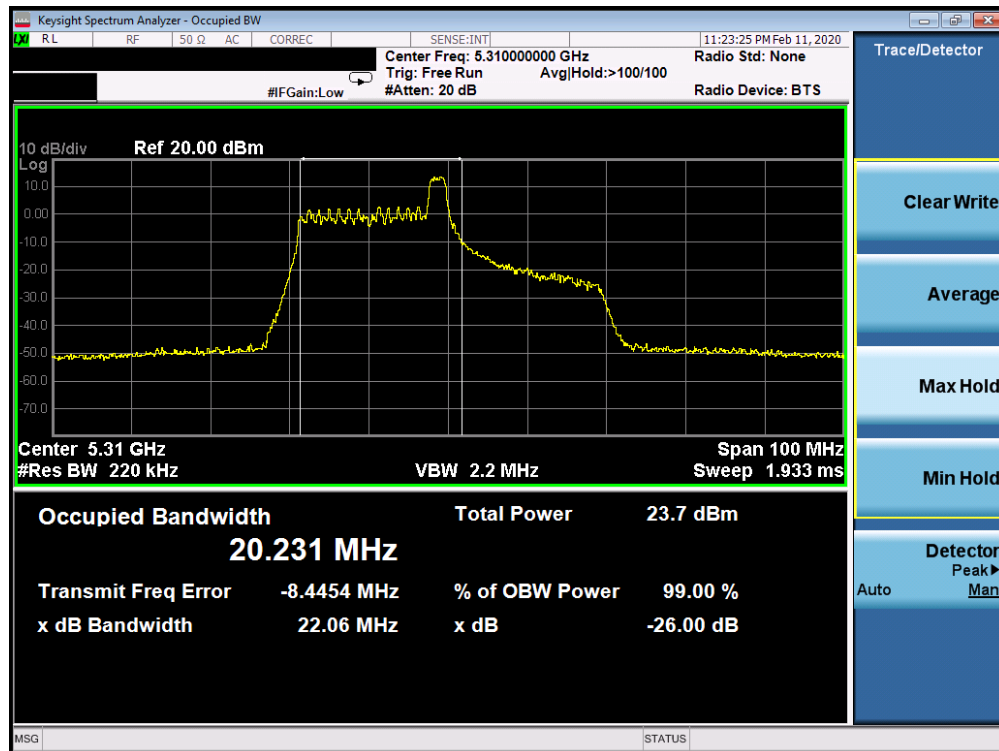


Plot 7-119. 26dB Bandwidth Plot SISO CORE 1 (40MHz BW 802.11ax Index 17 – RU26 (UNII Band 2A) – Ch. 54)

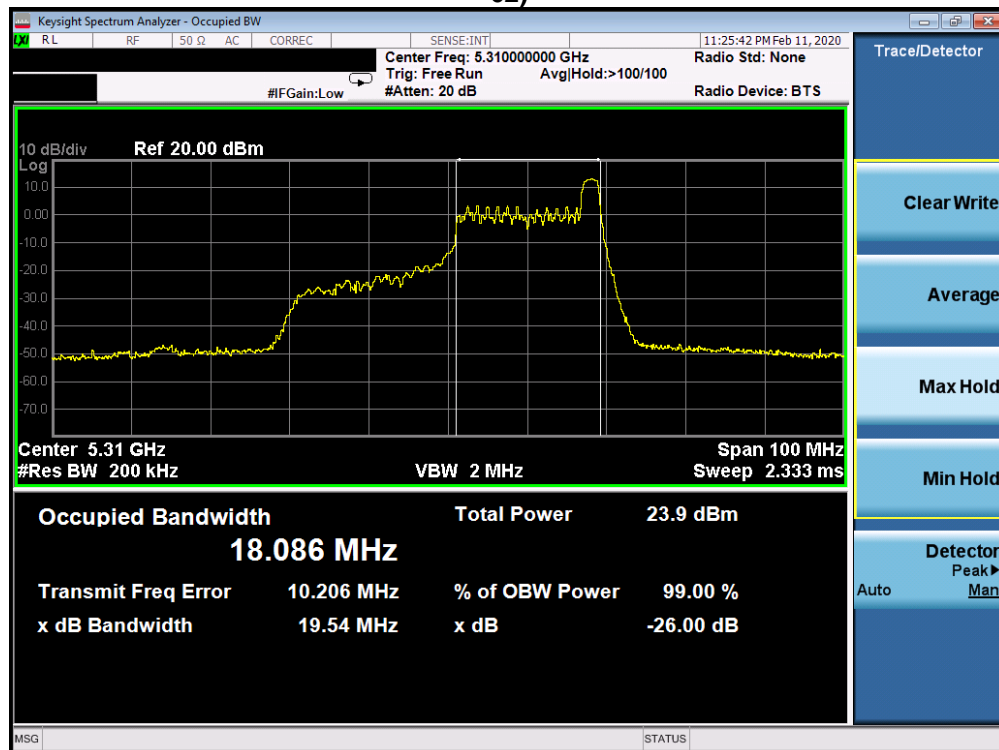


Plot 7-120. 26dB Bandwidth Plot SISO CORE 1 (40MHz BW 802.11ax Index 0 – RU26 (UNII Band 2A) – Ch. 62)

FCC ID: BCGA2229		MEASUREMENT REPORT (CERTIFICATION)	Approved by: Quality Manager
Test Report S/N: 1C1912170053-09-R1.BCG	Test Dates: 12/10/2019 - 02/12/2020	EUT Type: Tablet Device	Page 78 of 563

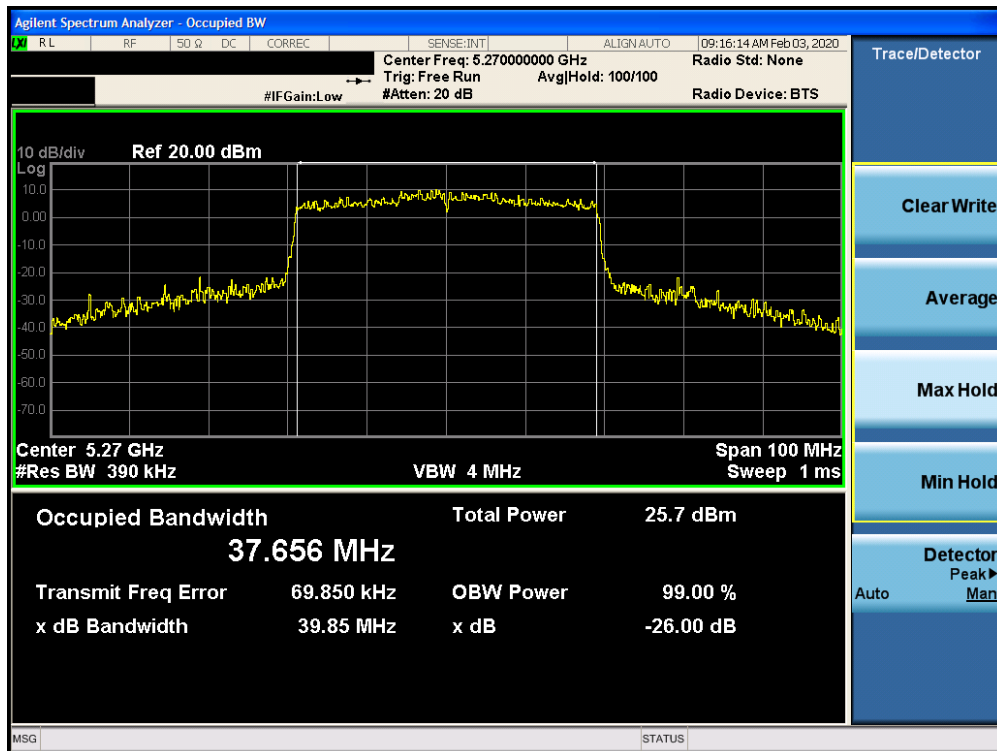


Plot 7-121. 26dB Bandwidth Plot SISO CORE 1 (40MHz BW 802.11ax Index 8 – RU26 (UNII Band 2A) – Ch. 62)

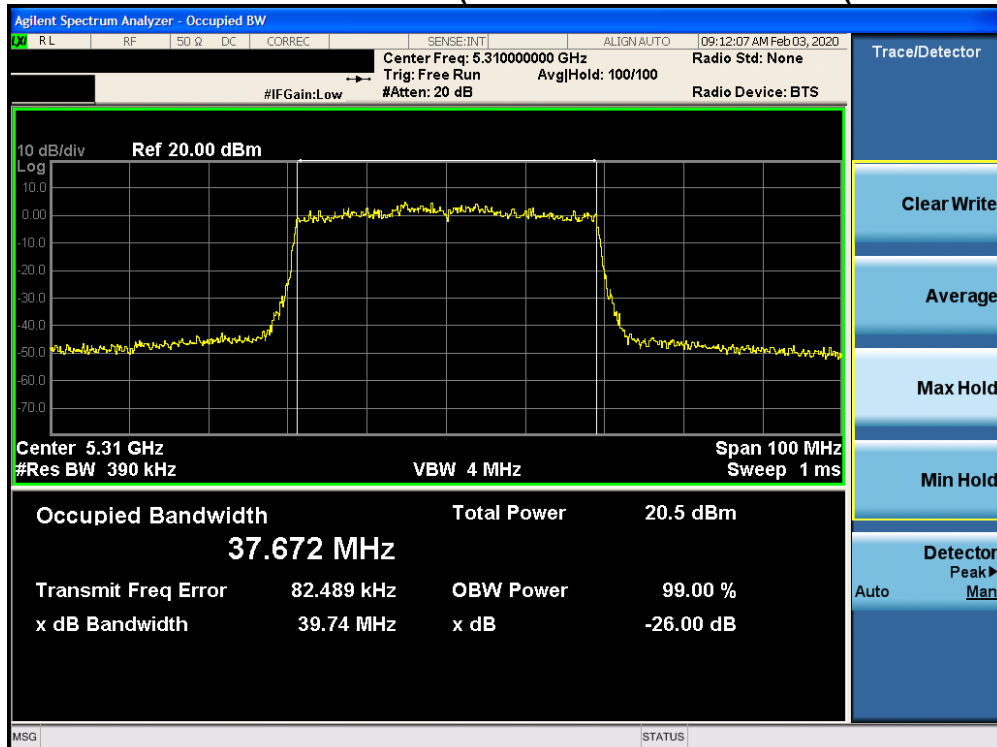


Plot 7-122. 26dB Bandwidth Plot SISO CORE 1 (40MHz BW 802.11ax Index 17 – RU26 (UNII Band 2A) – Ch. 62)

FCC ID: BCGA2229		MEASUREMENT REPORT (CERTIFICATION)	Approved by: Quality Manager
Test Report S/N: 1C1912170053-09-R1.BCG	Test Dates: 12/10/2019 - 02/12/2020	EUT Type: Tablet Device	Page 79 of 563



Plot 7-123. 26dB Bandwidth Plot SISO CORE 1 (40MHz BW 802.11ax – RU484 (UNII Band 2A) – Ch. 54)

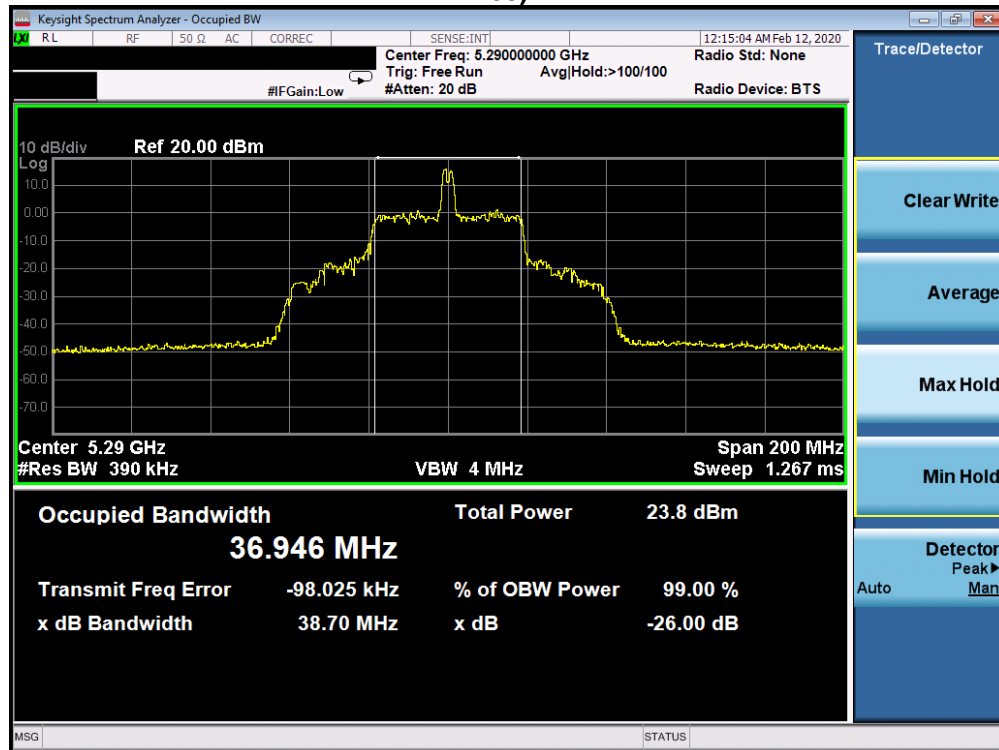


Plot 7-124. 26dB Bandwidth Plot SISO CORE 1 (40MHz BW 802.11ax – RU484 (UNII Band 2A) – Ch. 62)

FCC ID: BCGA2229		MEASUREMENT REPORT (CERTIFICATION)	Approved by: Quality Manager
Test Report S/N: 1C1912170053-09-R1.BCG	Test Dates: 12/10/2019 - 02/12/2020	EUT Type: Tablet Device	Page 80 of 563

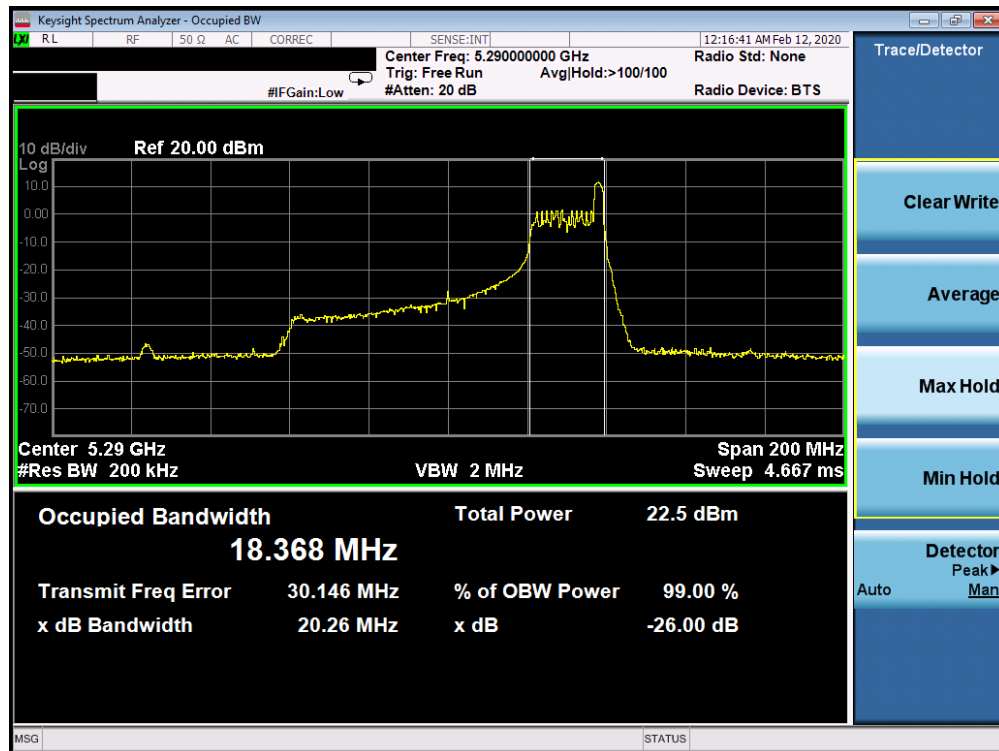


Plot 7-125. 26dB Bandwidth Plot SISO CORE 1 (80MHz BW 802.11ax Index 0 – RU26 (UNII Band 2A) – Ch. 58)

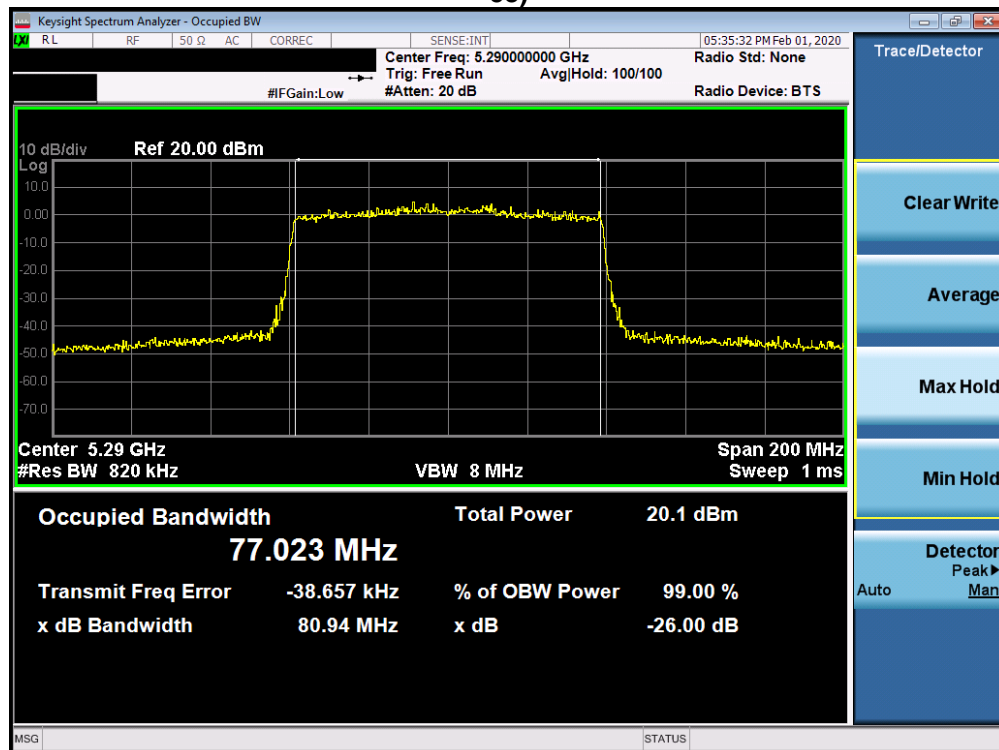


Plot 7-126. 26dB Bandwidth Plot SISO CORE 1 (80MHz BW 802.11ax Index 18 – RU26 (UNII Band 2A) – Ch. 58)

FCC ID: BCGA2229		MEASUREMENT REPORT (CERTIFICATION)	Approved by: Quality Manager
Test Report S/N: 1C1912170053-09-R1.BCG	Test Dates: 12/10/2019 - 02/12/2020	EUT Type: Tablet Device	Page 81 of 563

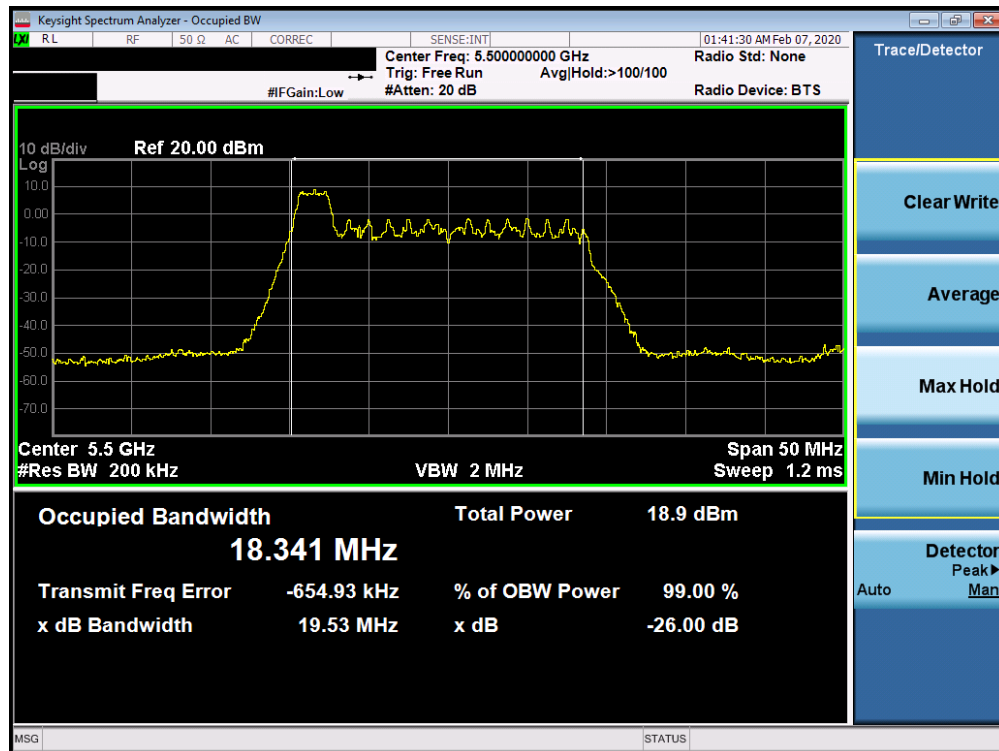


Plot 7-127. 26dB Bandwidth Plot SISO CORE 1 (80MHz BW 802.11ax Index 36 – RU26 (UNII Band 2A) – Ch. 58)

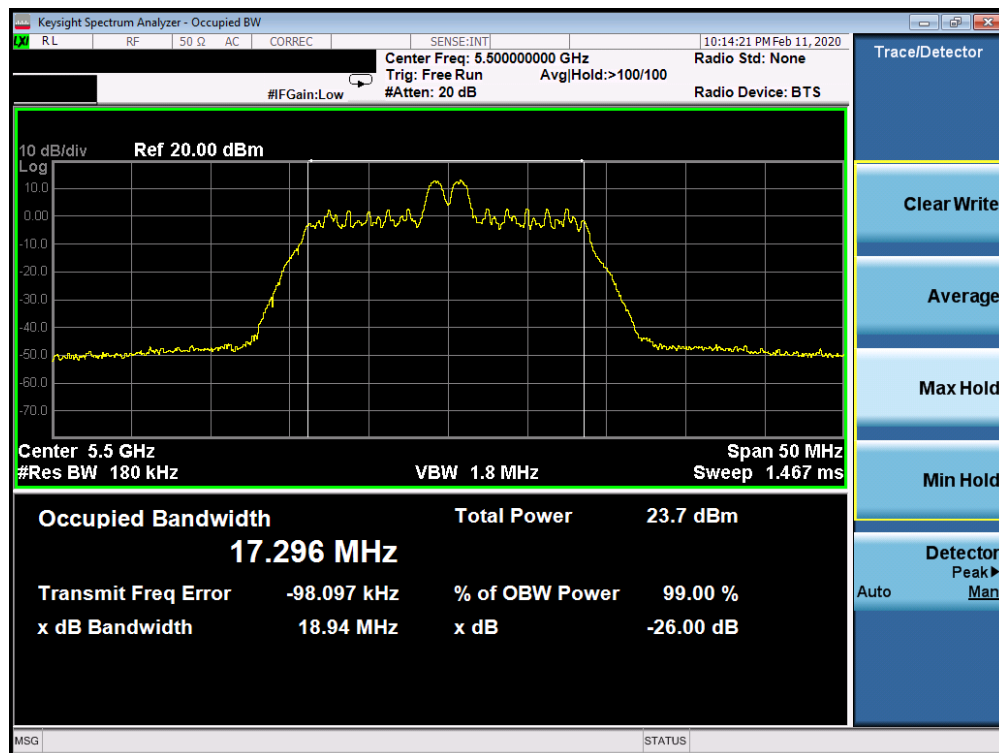


Plot 7-128. 26dB Bandwidth Plot SISO CORE 1 (80MHz BW 802.11ax – RU996 (UNII Band 2A) – Ch. 58)

FCC ID: BCGA2229		MEASUREMENT REPORT (CERTIFICATION)	Approved by: Quality Manager
Test Report S/N: 1C1912170053-09-R1.BCG	Test Dates: 12/10/2019 - 02/12/2020	EUT Type: Tablet Device	Page 82 of 563

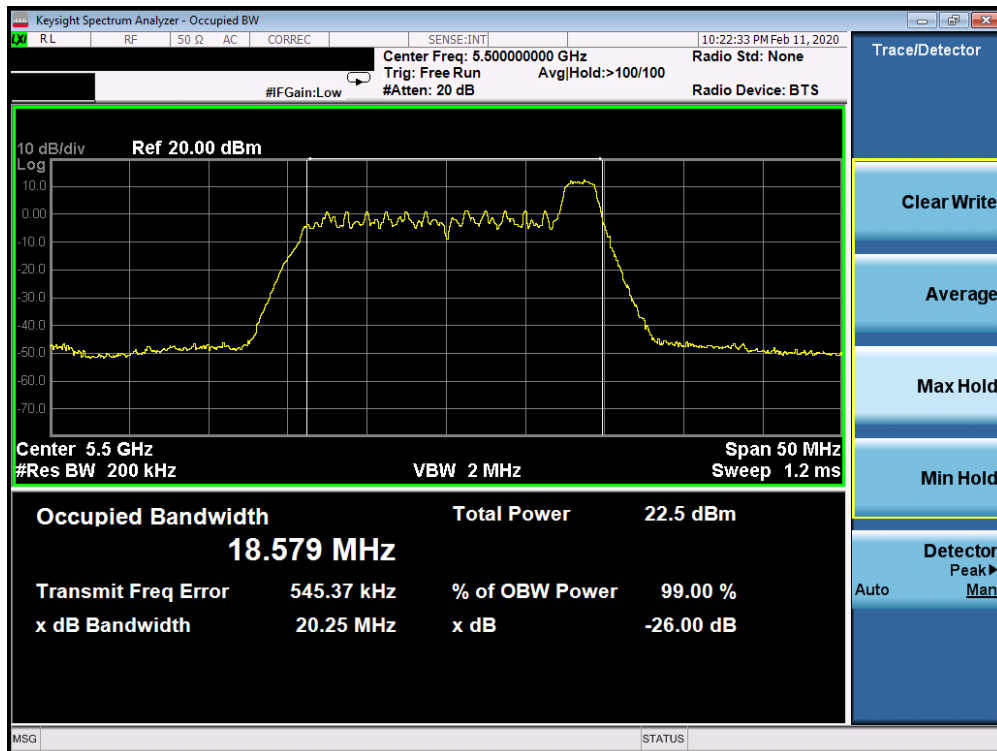


Plot 7-129. 26dB Bandwidth Plot SISO CORE 1 (20MHz BW 802.11ax Index 0 – RU26 (UNII Band 2C) – Ch. 100)

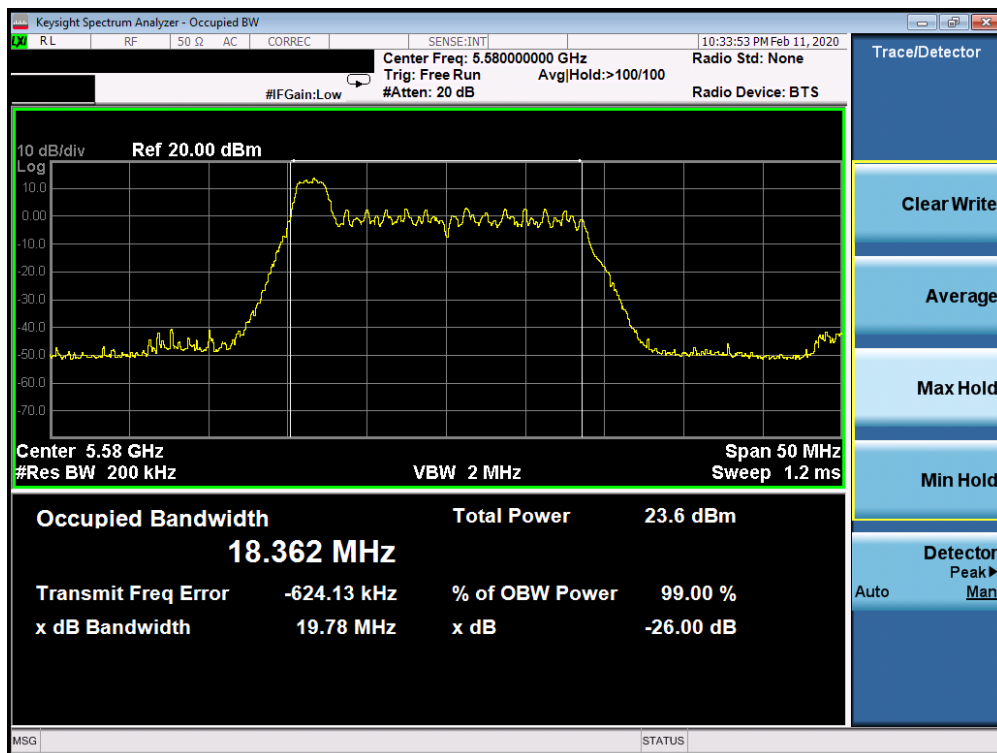


Plot 7-130. 26dB Bandwidth Plot SISO CORE 1 (20MHz BW 802.11ax Index 4 – RU26 (UNII Band 2C) – Ch. 100)

FCC ID: BCGA2229		MEASUREMENT REPORT (CERTIFICATION)	Approved by: Quality Manager
Test Report S/N: 1C1912170053-09-R1.BCG	Test Dates: 12/10/2019 - 02/12/2020	EUT Type: Tablet Device	Page 83 of 563

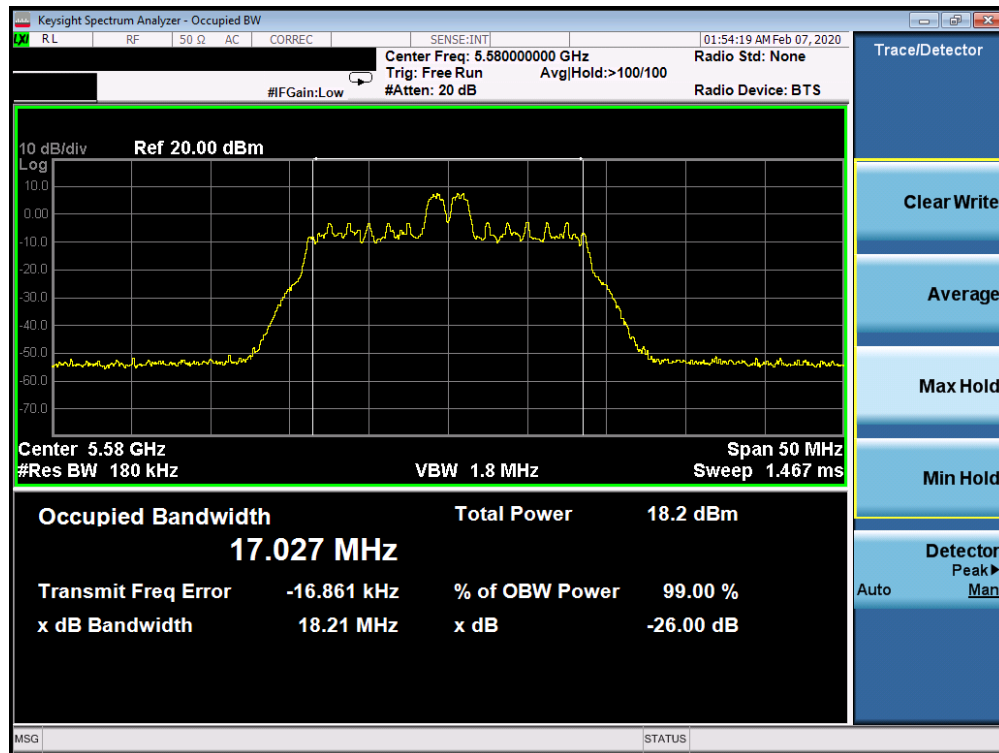


Plot 7-131. 26dB Bandwidth Plot SISO CORE 1 (20MHz BW 802.11ax Index 8 – RU26 (UNII Band 2C) – Ch. 100)

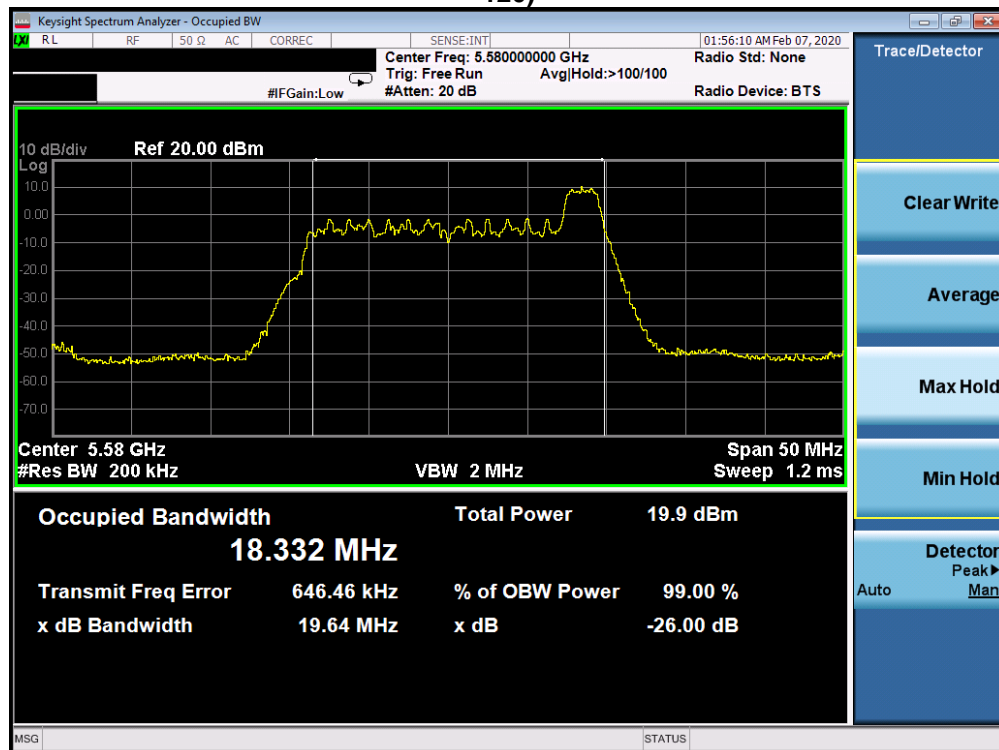


Plot 7-132. 26dB Bandwidth Plot SISO CORE 1 (20MHz BW 802.11ax Index 0 – RU26 (UNII Band 2C) – Ch. 120)

FCC ID: BCGA2229		MEASUREMENT REPORT (CERTIFICATION)	Approved by: Quality Manager
Test Report S/N: 1C1912170053-09-R1.BCG	Test Dates: 12/10/2019 - 02/12/2020	EUT Type: Tablet Device	Page 84 of 563

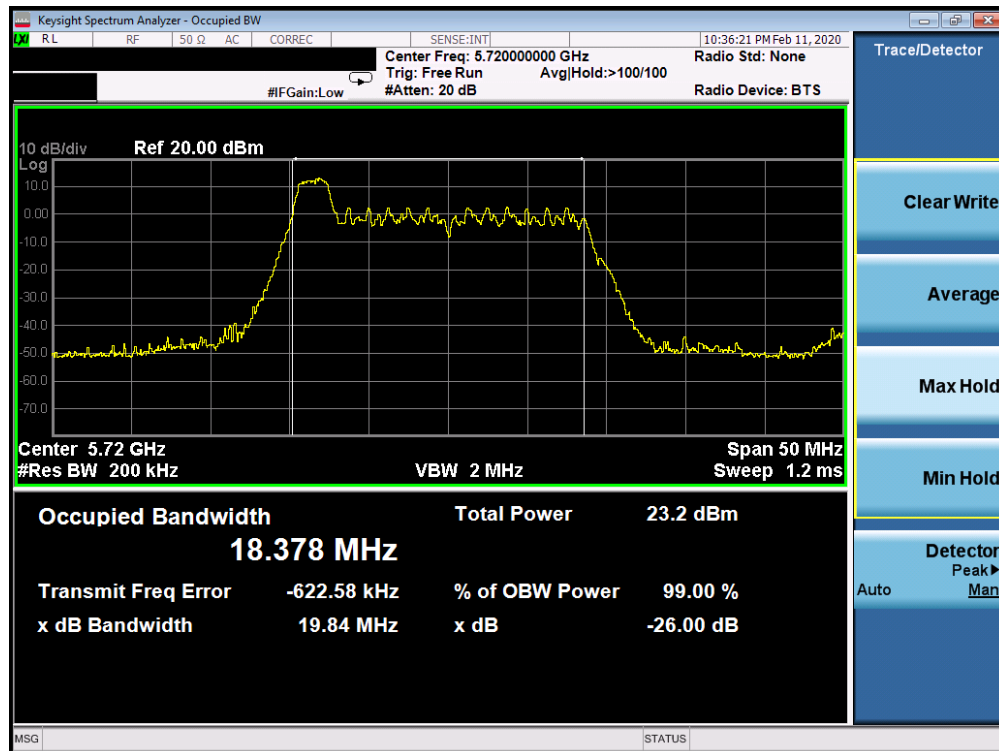


Plot 7-133. 26dB Bandwidth Plot SISO CORE 1 (20MHz BW 802.11ax Index 4 – RU26 (UNII Band 2C) – Ch. 120)

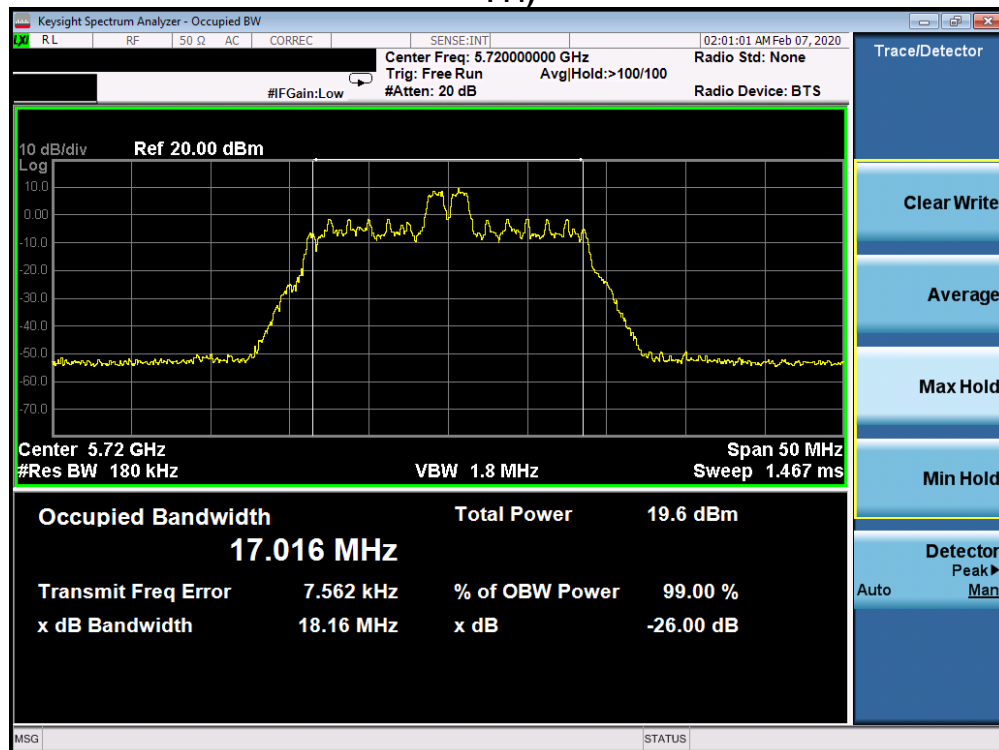


Plot 7-134. 26dB Bandwidth Plot SISO CORE 1 (20MHz BW 802.11ax Index 8– RU26 (UNII Band 2C) – Ch. 120)

FCC ID: BCGA2229	 MEASUREMENT REPORT (CERTIFICATION)		Approved by: Quality Manager
Test Report S/N: 1C1912170053-09-R1.BCG	Test Dates: 12/10/2019 - 02/12/2020	EUT Type: Tablet Device	Page 85 of 563

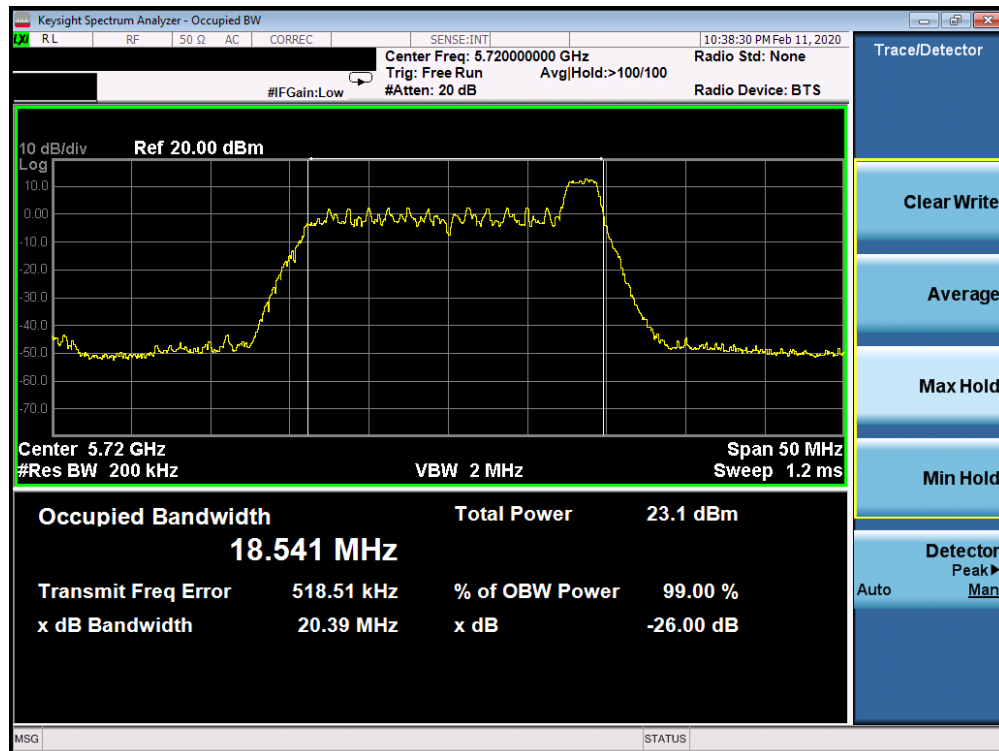


Plot 7-135. 26dB Bandwidth Plot SISO CORE 1 (20MHz BW 802.11ax Index 0 – RU26 (UNII Band 2C) – Ch. 144)



Plot 7-136. 26dB Bandwidth Plot SISO CORE 1 (20MHz BW 802.11ax Index 4 – RU26 (UNII Band 2C) – Ch. 144)

FCC ID: BCGA2229		MEASUREMENT REPORT (CERTIFICATION)	Approved by: Quality Manager
Test Report S/N: 1C1912170053-09-R1.BCG	Test Dates: 12/10/2019 - 02/12/2020	EUT Type: Tablet Device	Page 86 of 563

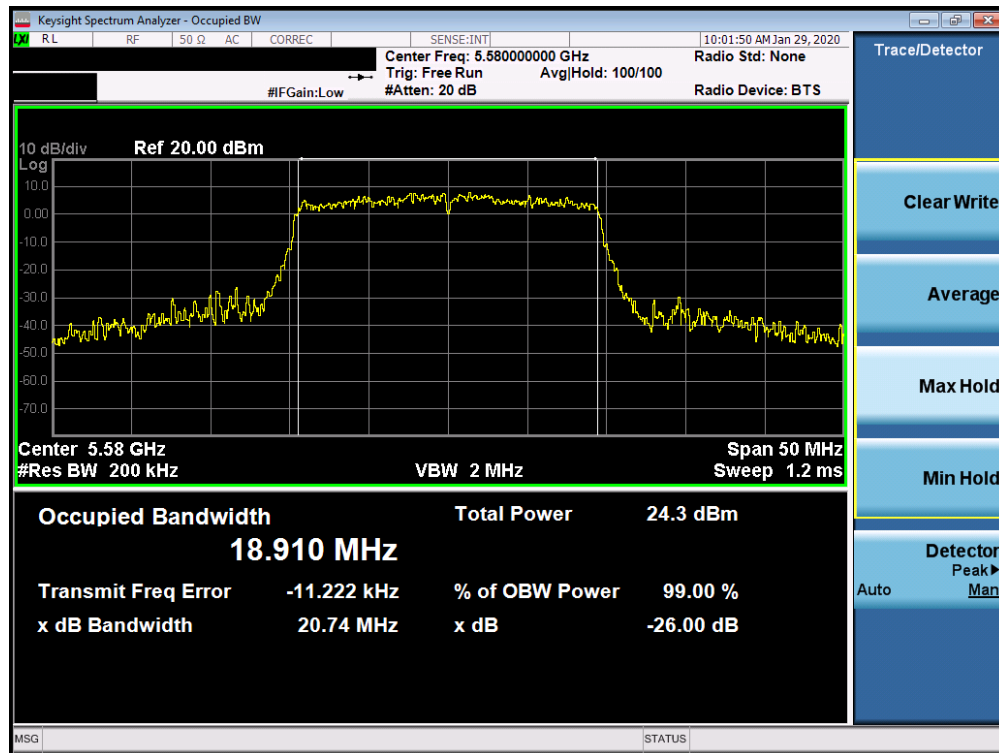


Plot 7-137. 26dB Bandwidth Plot SISO CORE 1 (20MHz BW 802.11ax Index 8 – RU26 (UNII Band 2C) – Ch. 144)

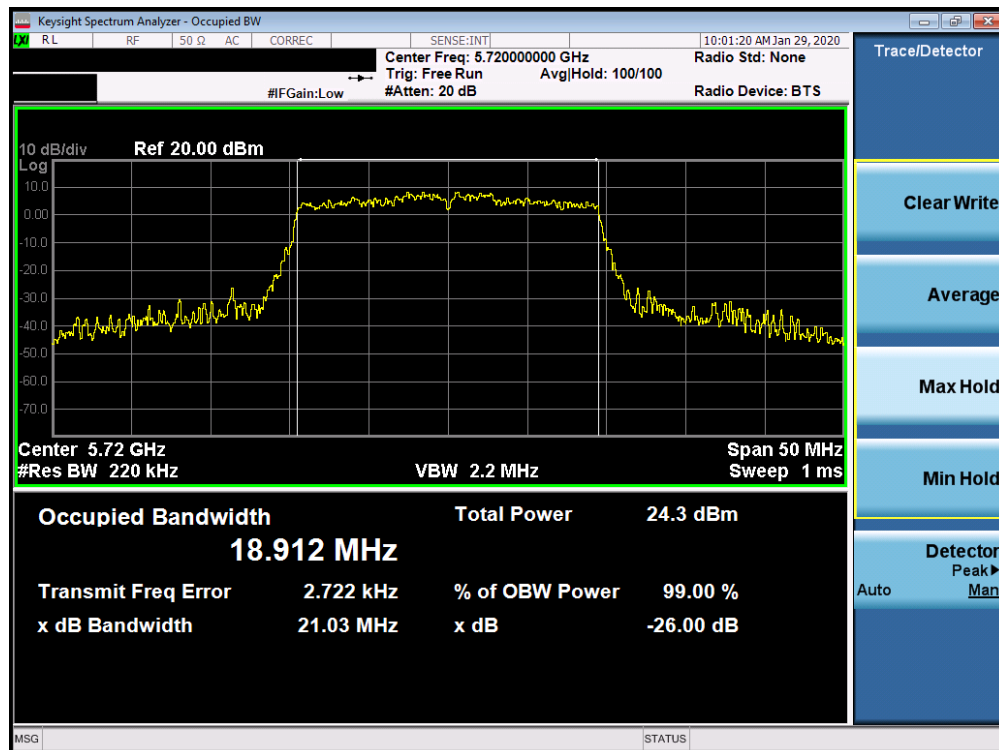


Plot 7-138. 26dB Bandwidth Plot SISO CORE 1 (20MHz BW 802.11ax – RU242 (UNII Band 2C) – Ch. 100)

FCC ID: BCGA2229		MEASUREMENT REPORT (CERTIFICATION)	Approved by: Quality Manager
Test Report S/N: 1C1912170053-09-R1.BCG	Test Dates: 12/10/2019 - 02/12/2020	EUT Type: Tablet Device	Page 87 of 563

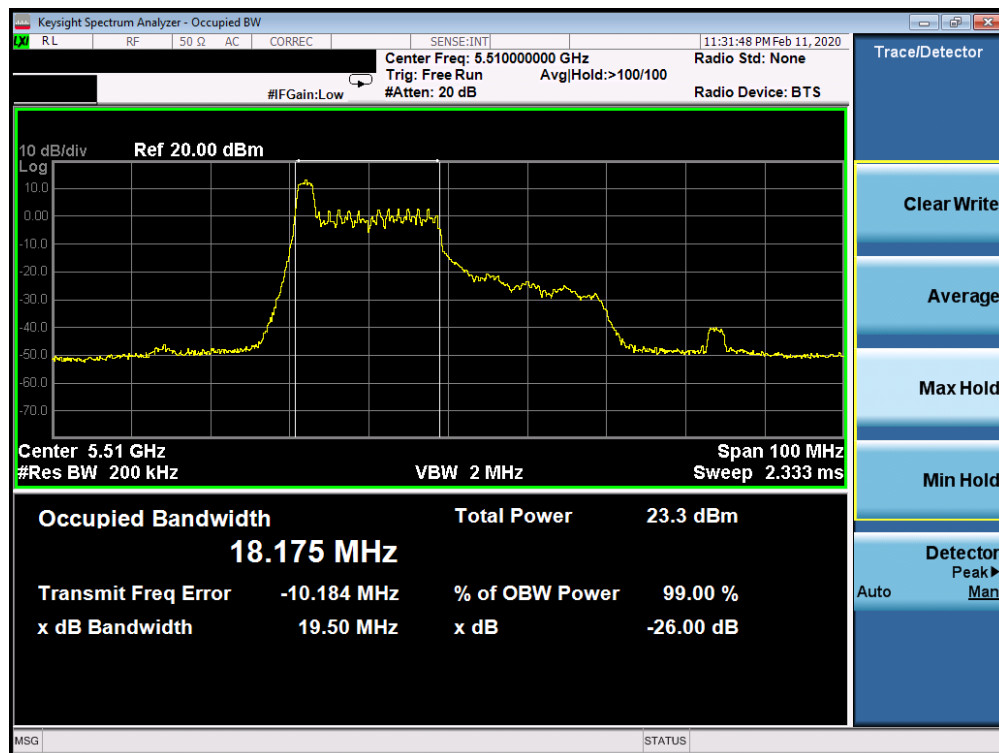


Plot 7-139. 26dB Bandwidth Plot SISO CORE 1 (20MHz BW 802.11ax- RU242 (UNII Band 2C) - Ch. 120)

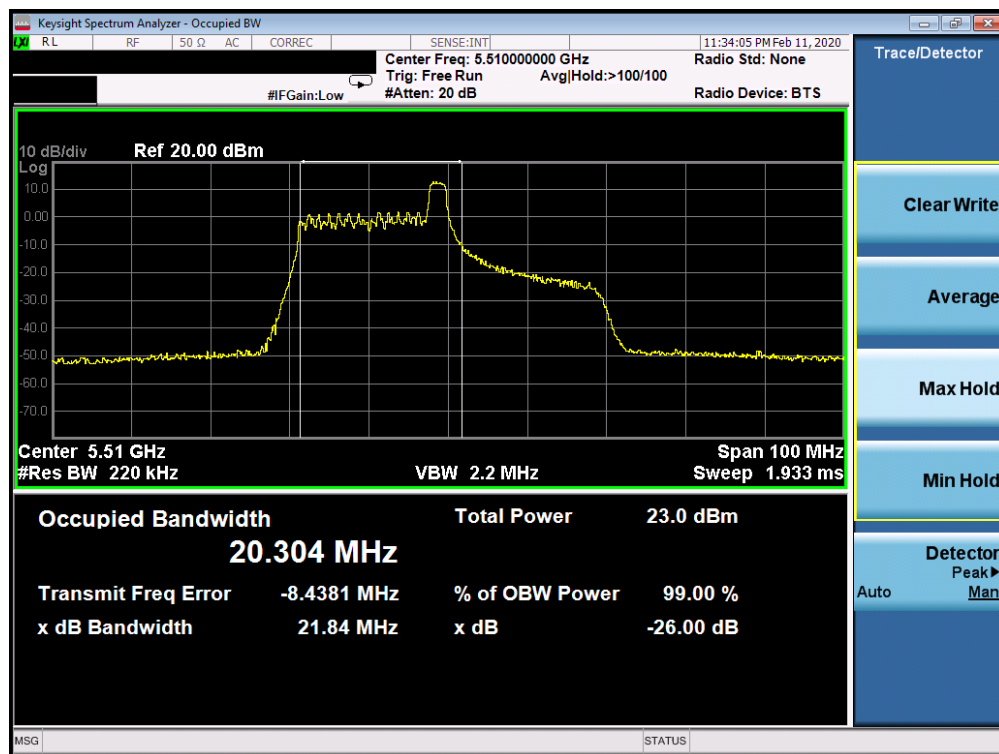


Plot 7-140. 26dB Bandwidth Plot SISO CORE 1 (20MHz BW 802.11ax- RU242 (UNII Band 2C) - Ch. 144)

FCC ID: BCGA2229		MEASUREMENT REPORT (CERTIFICATION)	Approved by: Quality Manager
Test Report S/N: 1C1912170053-09-R1.BCG	Test Dates: 12/10/2019 - 02/12/2020	EUT Type: Tablet Device	Page 88 of 563

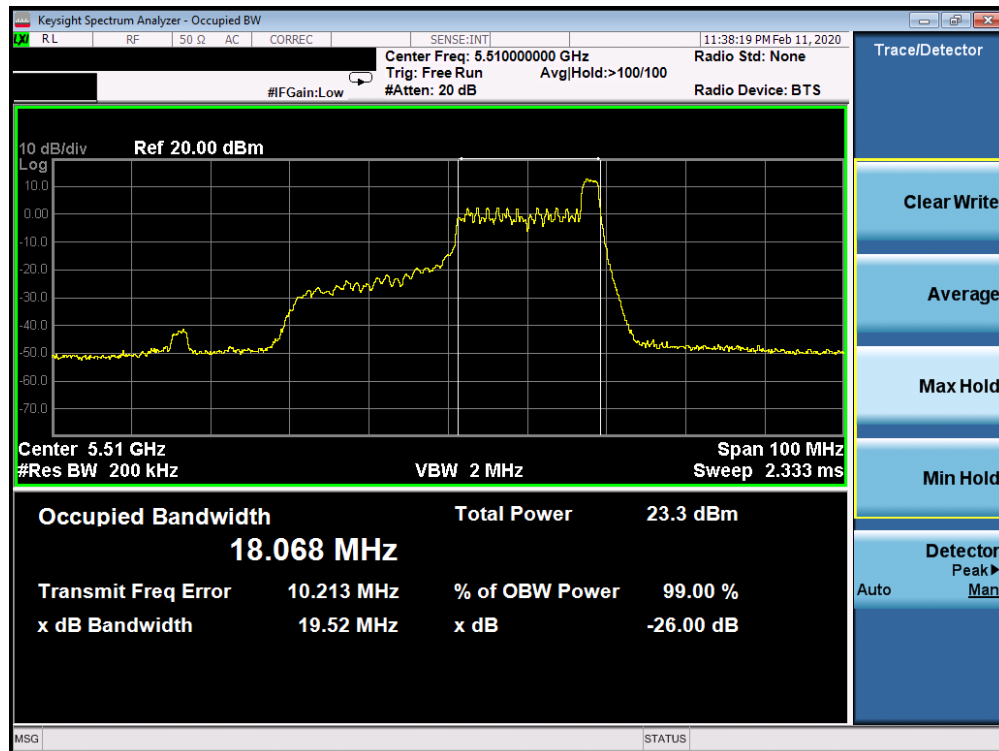


Plot 7-141. 26dB Bandwidth Plot SISO CORE 1 (40MHz BW 802.11ax Index 0 – RU26 (UNII Band 2C) – Ch. 102)

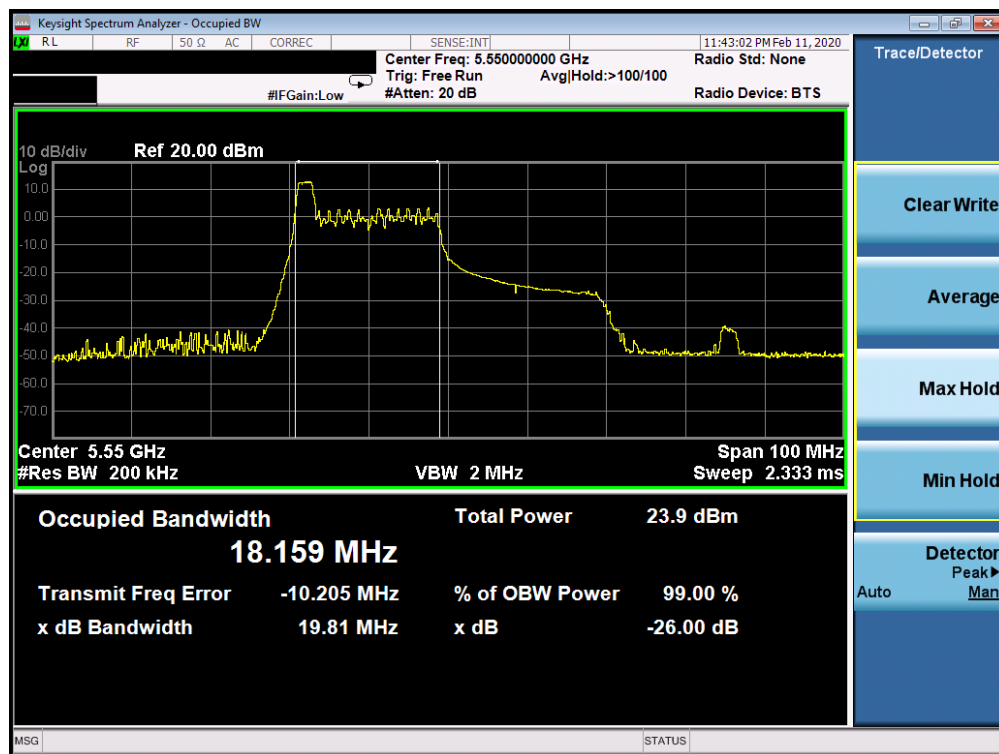


Plot 7-142. 26dB Bandwidth Plot SISO CORE 1 (40MHz BW 802.11ax Index 8 – RU26 (UNII Band 2C) – Ch. 102)

FCC ID: BCGA2229		MEASUREMENT REPORT (CERTIFICATION)	Approved by: Quality Manager
Test Report S/N: 1C1912170053-09-R1.BCG	Test Dates: 12/10/2019 - 02/12/2020	EUT Type: Tablet Device	Page 89 of 563

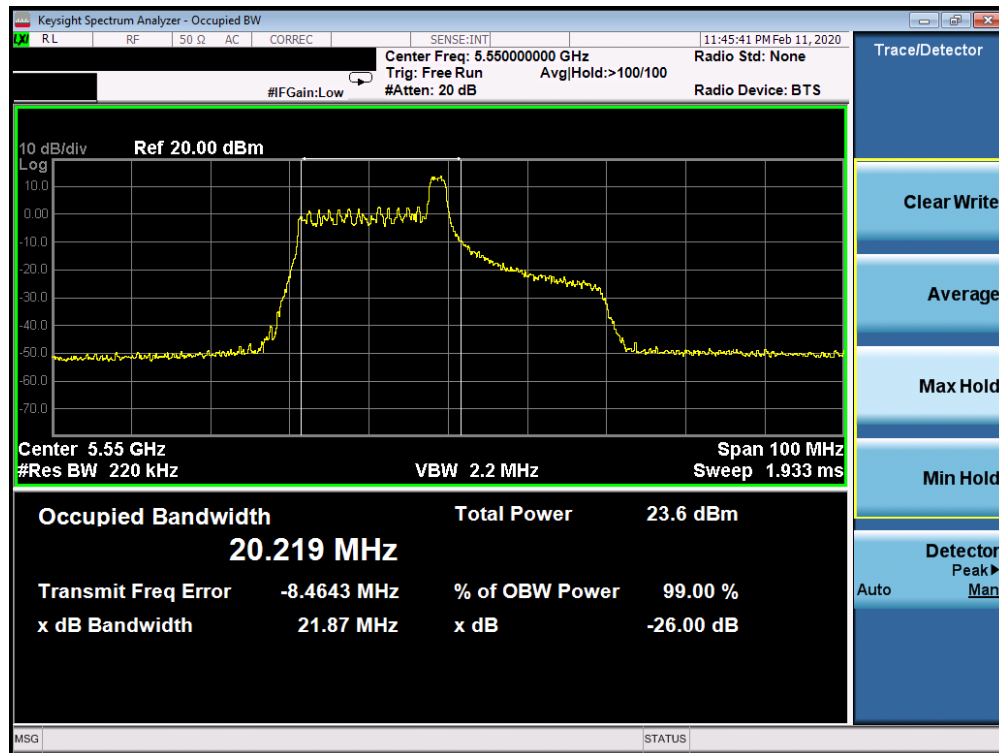


Plot 7-143. 26dB Bandwidth Plot SISO CORE 1 (40MHz BW 802.11ax Index 17 – RU26 (UNII Band 2C) – Ch. 102)

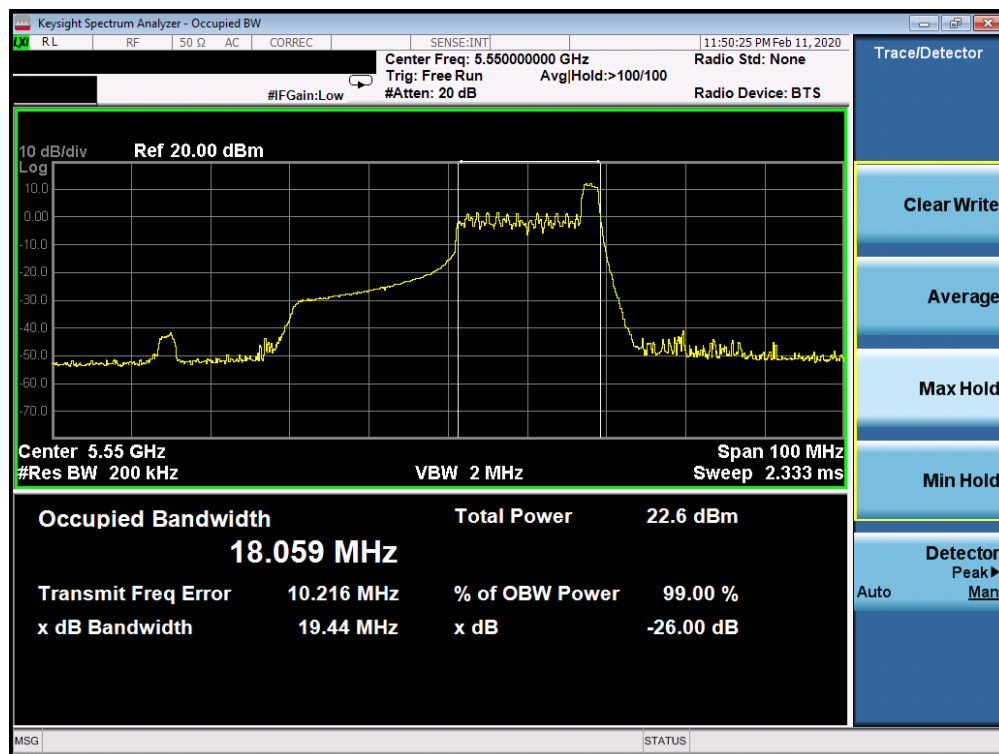


Plot 7-144. 26dB Bandwidth Plot SISO CORE 1 (40MHz BW 802.11ax Index 0 – RU26 (UNII Band 2C) – Ch. 110)

FCC ID: BCGA2229		MEASUREMENT REPORT (CERTIFICATION)	Approved by: Quality Manager
Test Report S/N: 1C1912170053-09-R1.BCG	Test Dates: 12/10/2019 - 02/12/2020	EUT Type: Tablet Device	Page 90 of 563

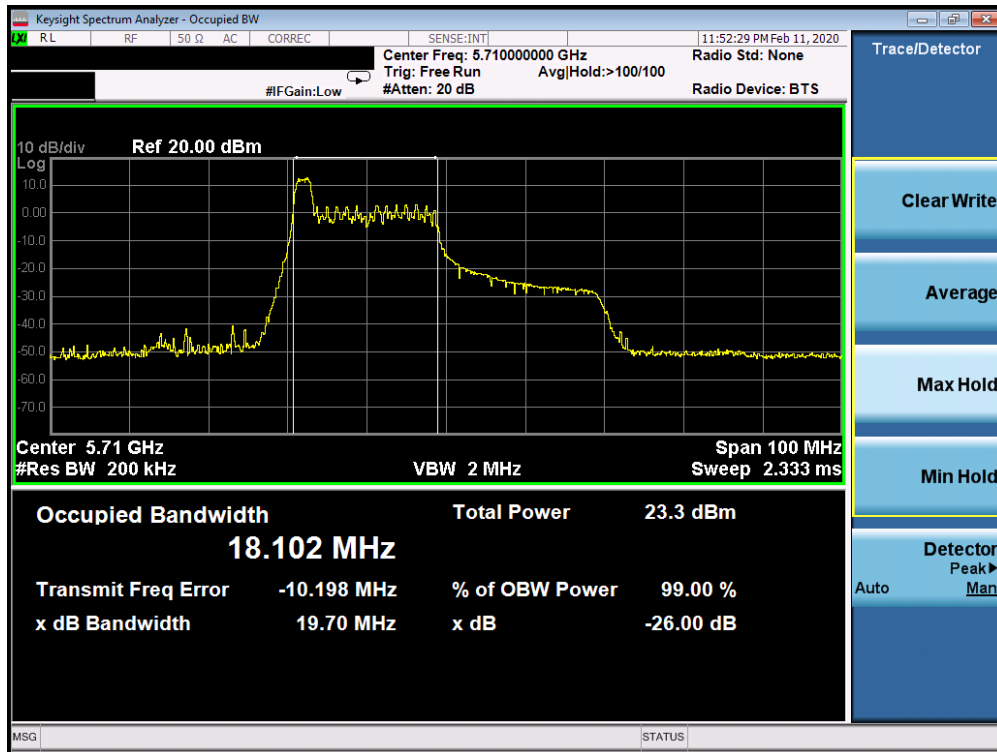


Plot 7-145. 26dB Bandwidth Plot SISO CORE 1 (40MHz BW 802.11ax Index 8 – RU26 (UNII Band 2C) – Ch. 110)

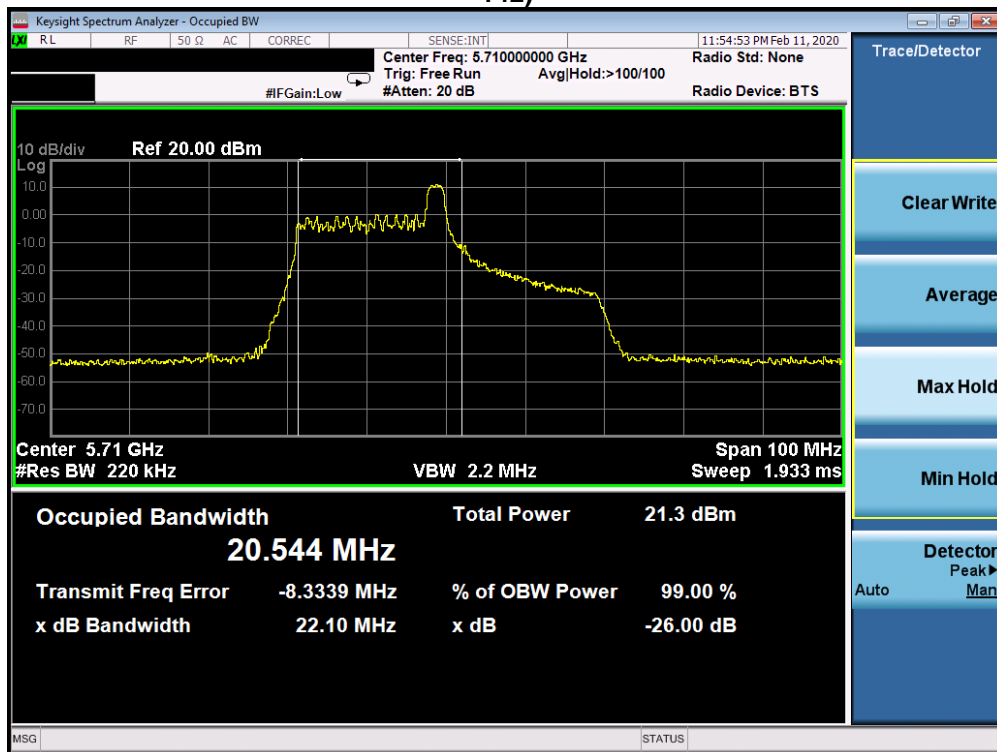


Plot 7-146. 26dB Bandwidth Plot SISO CORE 1 (40MHz BW 802.11ax Index 17 – RU26 (UNII Band 2C) – Ch. 110)

FCC ID: BCGA2229		MEASUREMENT REPORT (CERTIFICATION)	Approved by: Quality Manager
Test Report S/N: 1C1912170053-09-R1.BCG	Test Dates: 12/10/2019 - 02/12/2020	EUT Type: Tablet Device	Page 91 of 563

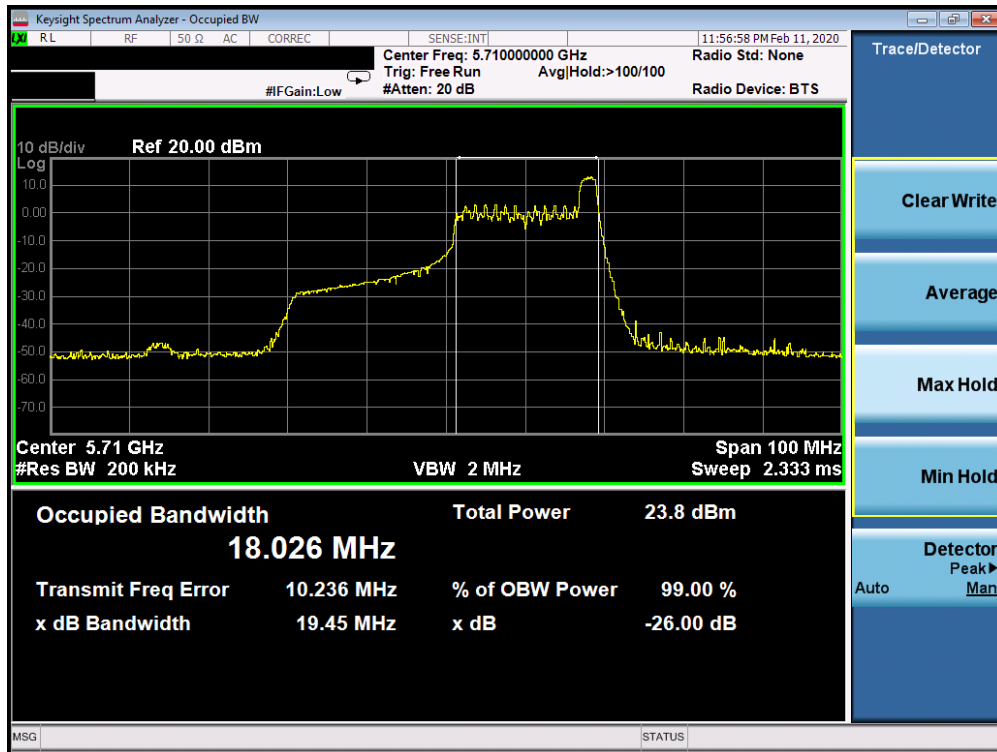


Plot 7-147. 26dB Bandwidth Plot SISO CORE 1 (40MHz BW 802.11ax Index 0 – RU26 (UNII Band 2C) – Ch. 142)

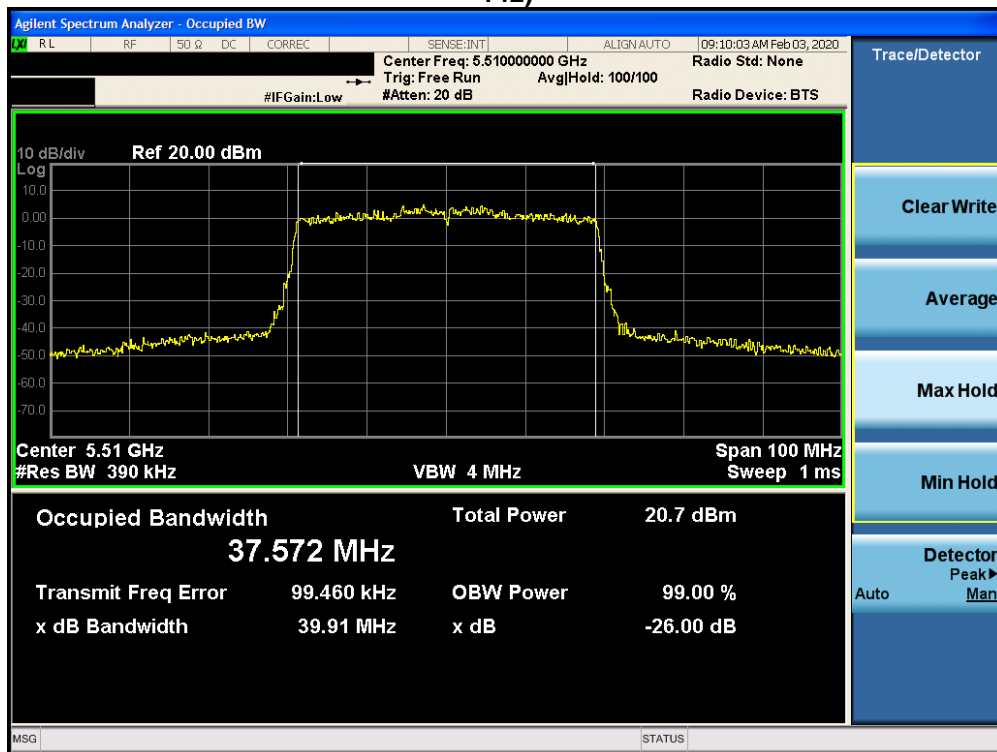


Plot 7-148. 26dB Bandwidth Plot SISO CORE 1 (40MHz BW 802.11ax Index 8 – RU26 (UNII Band 2C) – Ch. 142)

FCC ID: BCGA2229	PCTEST	MEASUREMENT REPORT (CERTIFICATION)	Approved by: Quality Manager
Test Report S/N: 1C1912170053-09-R1.BCG	Test Dates: 12/10/2019 - 02/12/2020	EUT Type: Tablet Device	Page 92 of 563

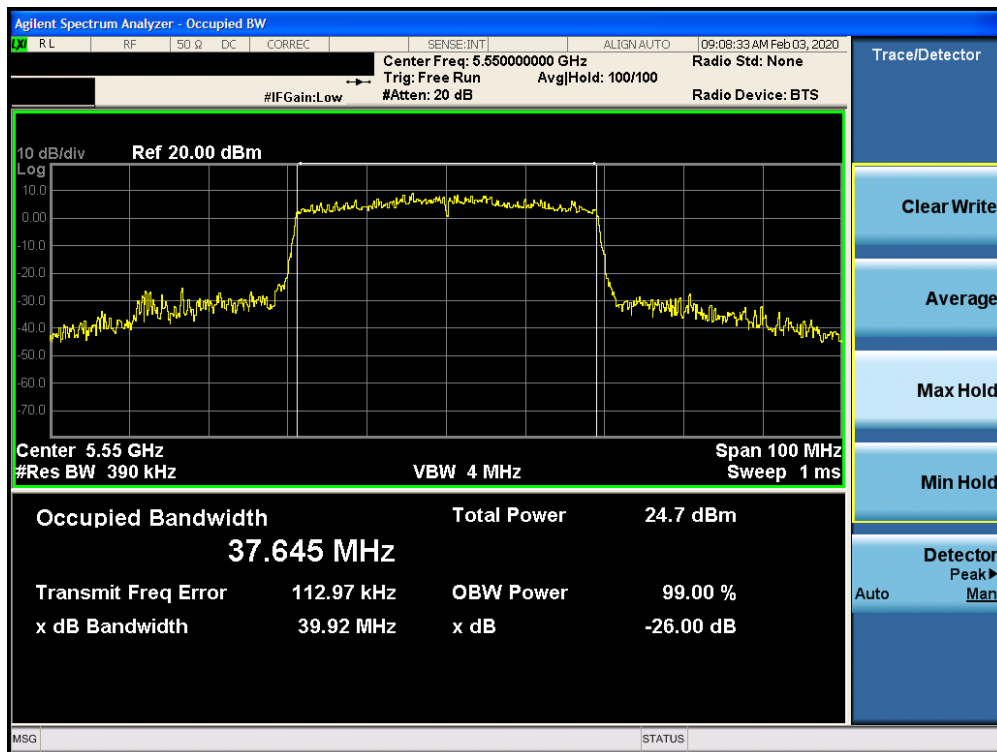


Plot 7-149. 26dB Bandwidth Plot SISO CORE 1 (40MHz BW 802.11ax Index 17 – RU26 (UNII Band 2C) – Ch. 142)

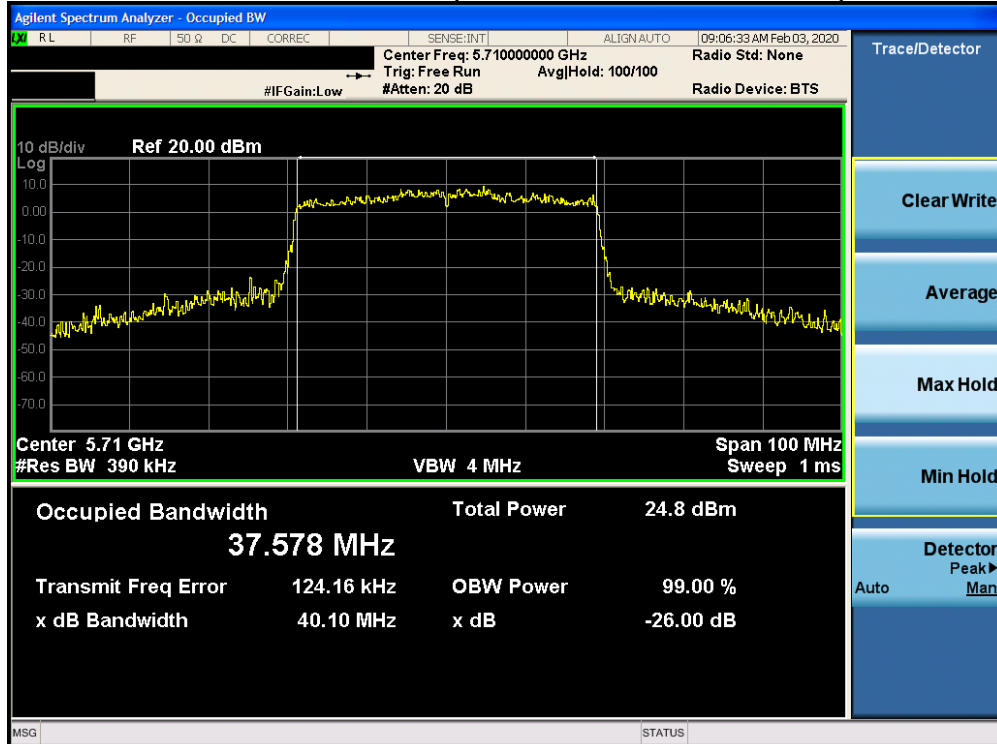


Plot 7-150. 26dB Bandwidth Plot SISO CORE 1 (40MHz BW 802.11ax – RU484 (UNII Band 2C) – Ch. 102)

FCC ID: BCGA2229	PCTEST	MEASUREMENT REPORT (CERTIFICATION)	Approved by: Quality Manager
Test Report S/N: 1C1912170053-09-R1.BCG	Test Dates: 12/10/2019 - 02/12/2020	EUT Type: Tablet Device	Page 93 of 563

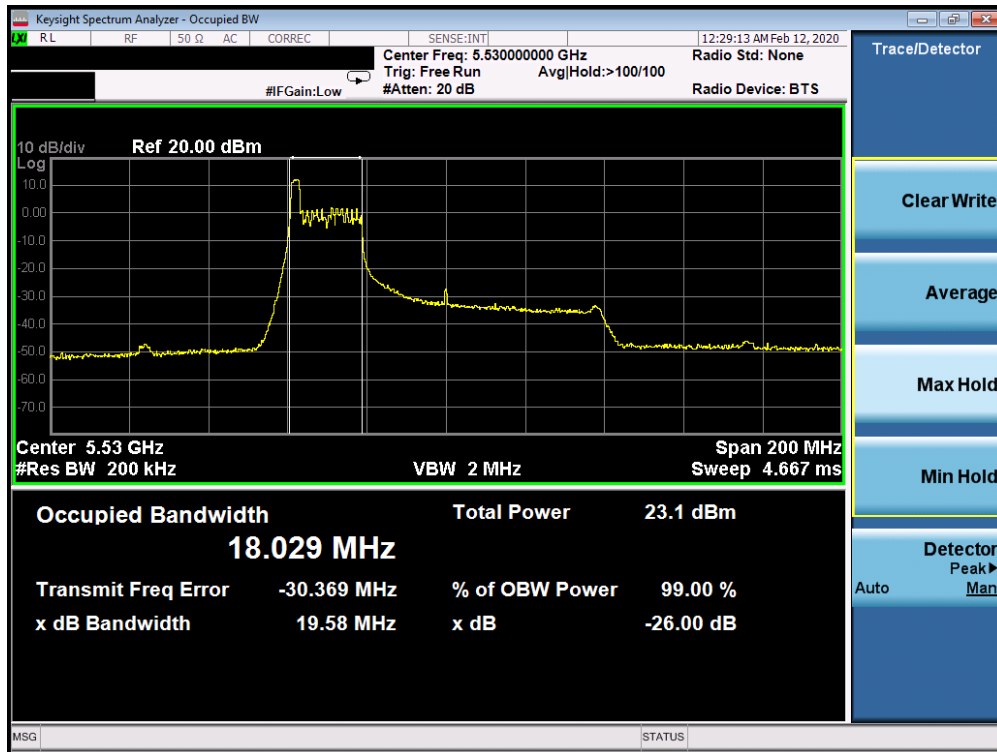


Plot 7-151. 26dB Bandwidth Plot SISO CORE 1 (40MHz BW 802.11ax – RU484 (UNII Band 2C) – Ch. 110)

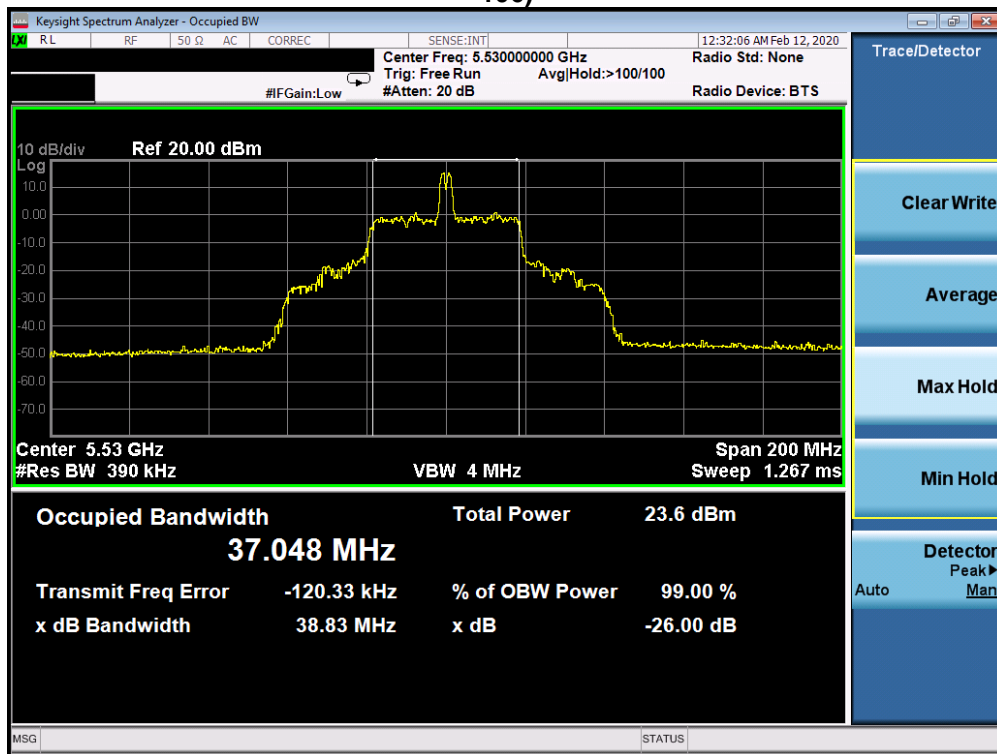


Plot 7-152. 26dB Bandwidth Plot SISO CORE 1 (40MHz BW 802.11ax – RU484 (UNII Band 2C) – Ch. 142)

FCC ID: BCGA2229		MEASUREMENT REPORT (CERTIFICATION)	Approved by: Quality Manager
Test Report S/N: 1C1912170053-09-R1.BCG	Test Dates: 12/10/2019 - 02/12/2020	EUT Type: Tablet Device	Page 94 of 563

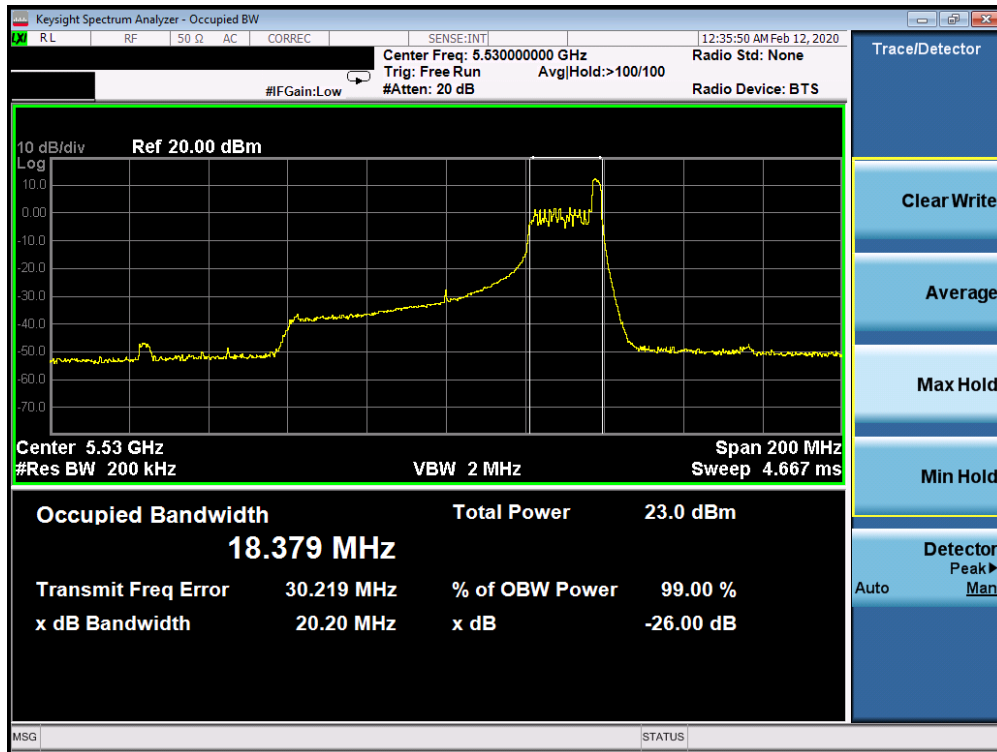


Plot 7-153. 26dB Bandwidth Plot SISO CORE 1 (80MHz BW 802.11ax Index 0 – RU26 (UNII Band 2C) – Ch. 106)

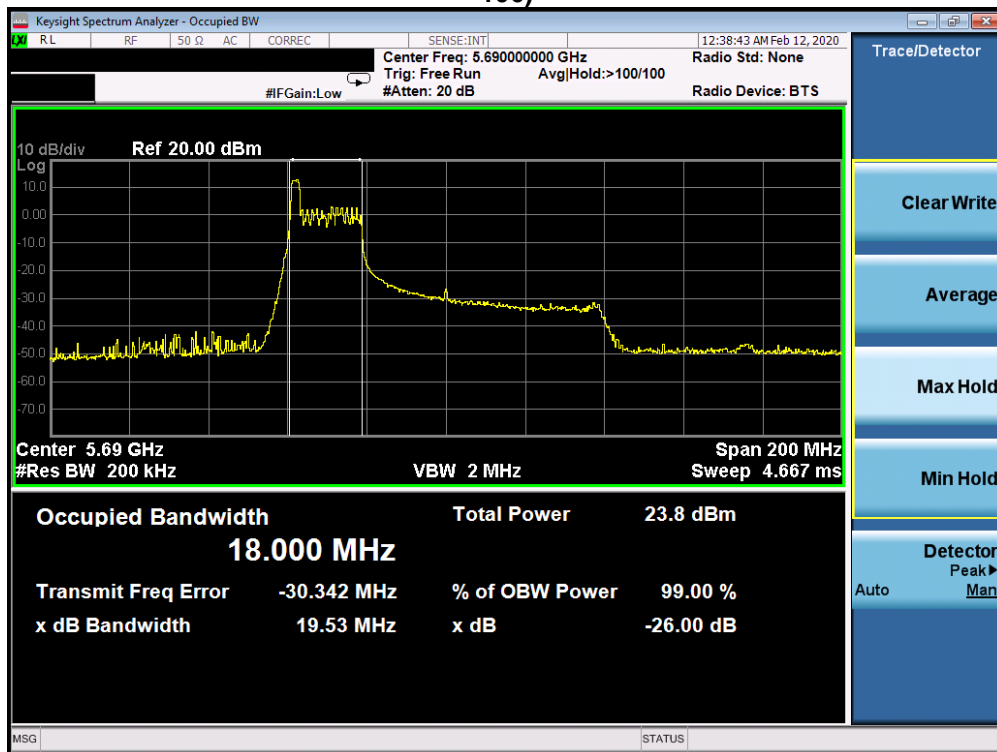


Plot 7-154. 26dB Bandwidth Plot SISO CORE 1 (80MHz BW 802.11ax Index 18 – RU26 (UNII Band 2C) – Ch. 106)

FCC ID: BCGA2229	PCTEST	MEASUREMENT REPORT (CERTIFICATION)	Approved by: Quality Manager
Test Report S/N: 1C1912170053-09-R1.BCG	Test Dates: 12/10/2019 - 02/12/2020	EUT Type: Tablet Device	Page 95 of 563

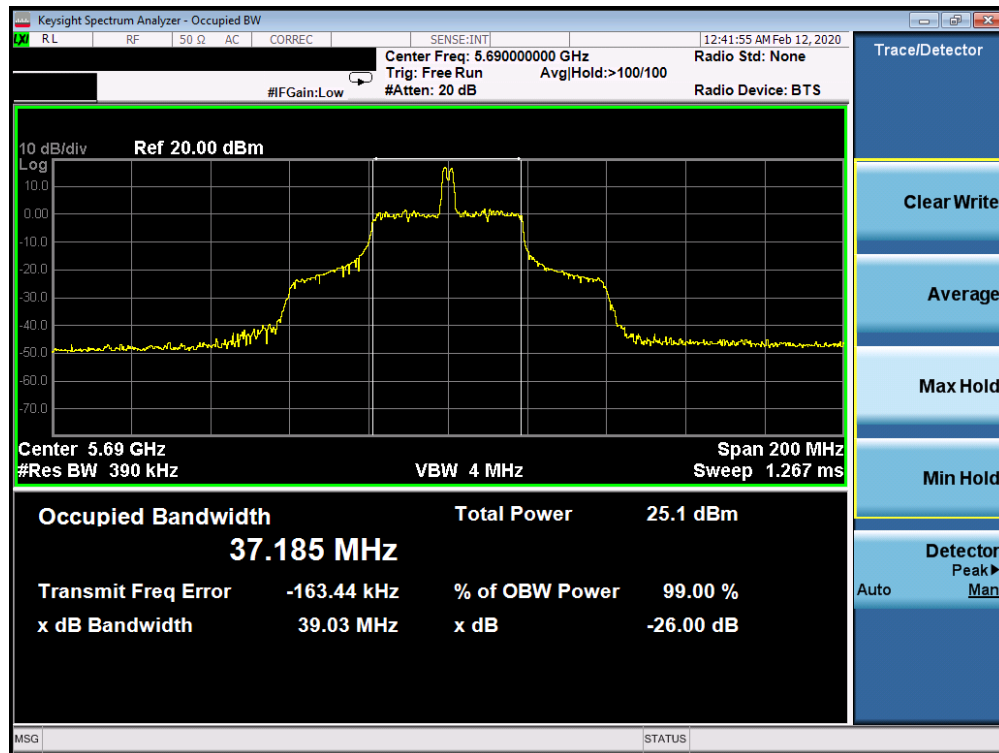


Plot 7-155. 26dB Bandwidth Plot SISO CORE 1 (80MHz BW 802.11ax Index 36 – RU26 (UNII Band 2C) – Ch. 106)

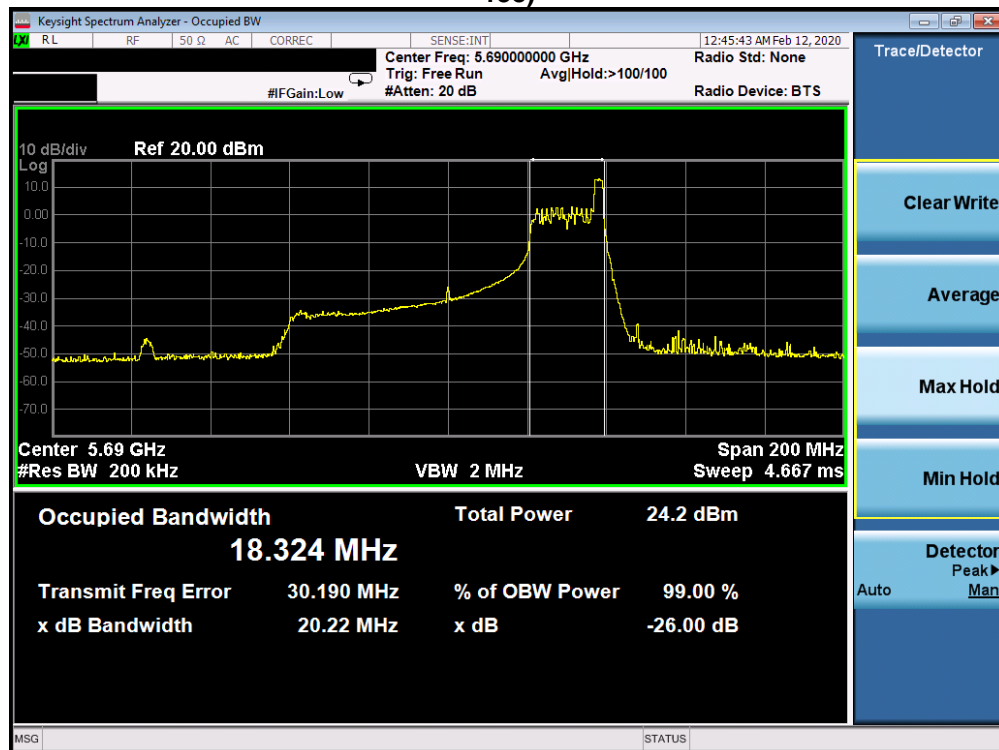


Plot 7-156. 26dB Bandwidth Plot SISO CORE 1 (80MHz BW 802.11ax Index 0 – RU26 (UNII Band 2C) – Ch. 138)

FCC ID: BCGA2229	PCTEST		MEASUREMENT REPORT (CERTIFICATION)	Approved by: Quality Manager
Test Report S/N: 1C1912170053-09-R1.BCG	Test Dates: 12/10/2019 - 02/12/2020	EUT Type: Tablet Device		Page 96 of 563

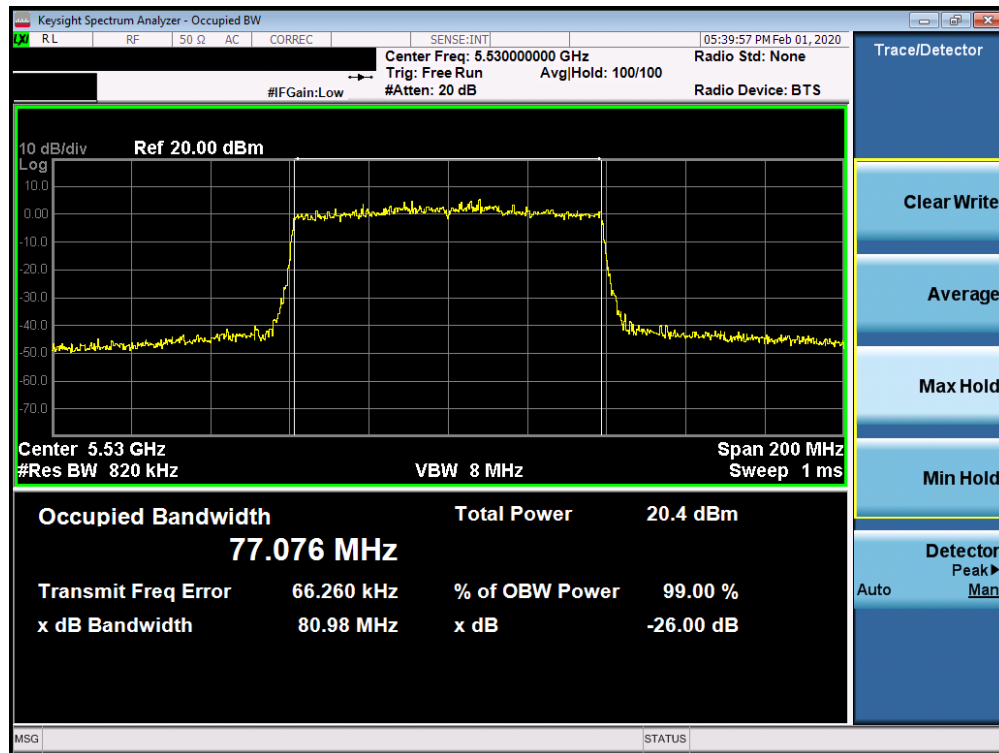


Plot 7-157. 26dB Bandwidth Plot SISO CORE 1 (80MHz BW 802.11ax Index 18 – RU26 (UNII Band 2C) – Ch. 138)

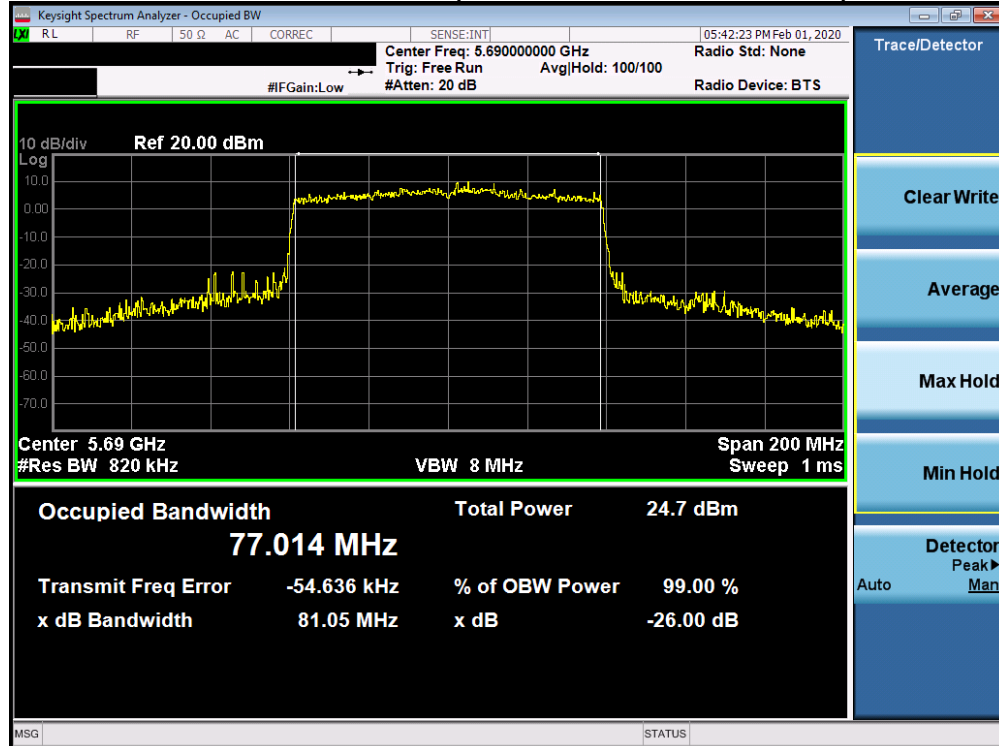


Plot 7-158. 26dB Bandwidth Plot SISO CORE 1 (80MHz BW 802.11ax Index 36 – RU26 (UNII Band 2C) – Ch. 138)

FCC ID: BCGA2229		MEASUREMENT REPORT (CERTIFICATION)	Approved by: Quality Manager
Test Report S/N: 1C1912170053-09-R1.BCG	Test Dates: 12/10/2019 - 02/12/2020	EUT Type: Tablet Device	Page 97 of 563



Plot 7-159. 26dB Bandwidth Plot SISO CORE 1 (80MHz BW 802.11ax – RU996 (UNII Band 2C) – Ch. 106)



Plot 7-160. 26dB Bandwidth Plot SISO CORE 1 (80MHz BW 802.11ax – RU996 (UNII Band 2C) – Ch. 138)

FCC ID: BCGA2229		MEASUREMENT REPORT (CERTIFICATION)	Approved by: Quality Manager
Test Report S/N: 1C1912170053-09-R1.BCG	Test Dates: 12/10/2019 - 02/12/2020	EUT Type: Tablet Device	Page 98 of 563

7.3 6dB Bandwidth Measurement – 802.11ax OFDMA §15.407 (e); RSS-Gen [6.7]

Test Overview and Limit

The bandwidth at 6dB down from the highest in-band spectral density is measured with a spectrum analyzer connected to the antenna terminal while the EUT is operating at its maximum duty cycle, at its maximum power control level, as defined in ANSI C63.10-2013 and KDB 789033 D02 v02r01, and at the appropriate frequencies. The spectrum analyzer's bandwidth measurement function is configured to measure the 6dB bandwidth.

In the 5.725 – 5.850GHz band, the 6dB bandwidth must be ≥ 500 kHz.

Test Procedure Used

ANSI C63.10-2013 – Section 6.9.2
KDB 789033 D02 v02r01 – Section C

Test Settings

1. The signal analyzers' automatic bandwidth measurement capability was used to perform the 6dB bandwidth measurement. The "X" dB bandwidth parameter was set to $X = 6$. The automatic bandwidth measurement function also has the capability of simultaneously measuring the 99% occupied bandwidth. The bandwidth measurement was not influenced by any intermediate power nulls in the fundamental emission.
2. RBW = 100 kHz
3. VBW $\geq 3 \times$ RBW
4. Detector = Peak
5. Trace mode = max hold
6. Sweep = auto couple

Test Setup

The EUT and measurement equipment were set up as shown in the diagram below.



Figure 7-2. Test Instrument & Measurement Setup

Test Notes

1. All antenna configurations were investigated and only the worst case is reported
2. All RU's were investigated and only worst case partially-loaded and fully-loaded RU's were reported.

FCC ID: BCGA2229	 MEASUREMENT REPORT (CERTIFICATION)		Approved by: Quality Manager
Test Report S/N: 1C1912170053-09-R1.BCG	Test Dates: 12/10/2019 - 02/12/2020	EUT Type: Tablet Device	Page 99 of 563

SISO Core 0 6 dB Bandwidth Measurements

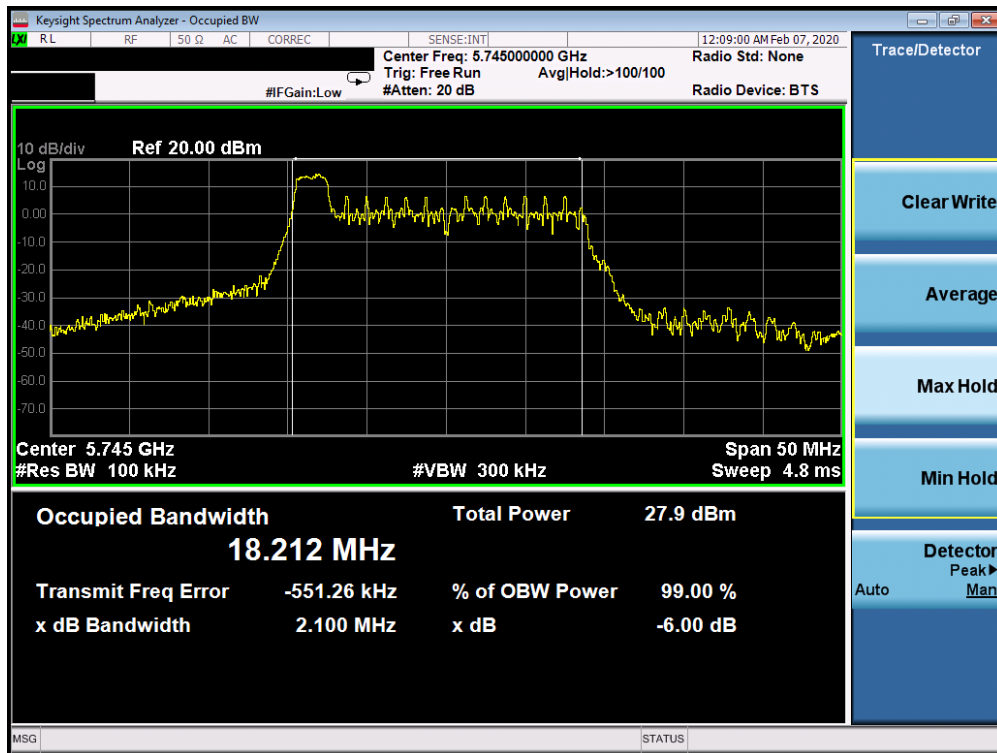
	Frequency [MHz]	Channel No.	802.11 Mode	RU Size	Index	Data Rate [Mbps]	Measured 6dB Bandwidth [MHz]
Band 3	5745	149	ax (20MHz)	RU26	0	MCS0	2.10
				RU26	4	MCS0	2.73
				RU26	8	MCS0	2.11
	5785	157	ax (20MHz)	RU26	0	MCS0	2.10
				RU26	4	MCS0	2.71
				RU26	8	MCS0	2.12
	5825	165	ax (20MHz)	RU26	0	MCS0	2.13
				RU26	4	MCS0	2.71
				RU26	8	MCS0	2.07
	5755	151	ax (40MHz)	RU26	0	MCS0	2.15
				RU26	8	MCS0	2.20
				RU26	17	MCS0	2.16
	5795	159	ax (40MHz)	RU26	0	MCS0	2.15
				RU26	8	MCS0	5.19
				RU26	17	MCS0	2.17
	5775	155	ax (80MHz)	RU26	0	MCS0	2.27
				RU26	18	MCS0	2.91
				RU26	36	MCS0	2.25

Table 7-6. Conducted Bandwidth Measurements SISO CORE 0 (RU26)

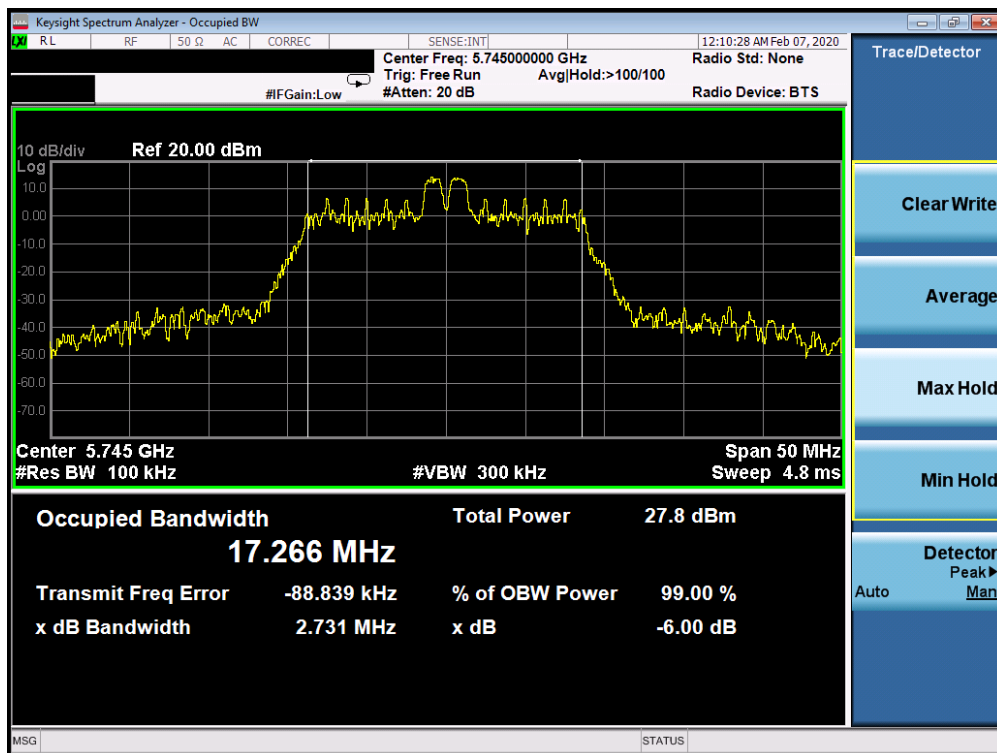
	Frequency [MHz]	Channel No.	802.11 Mode	RU Size	Index	Data Rate [Mbps]	Measured 6dB Bandwidth [MHz]
Band 3	5745	149	ax (20MHz)	242	61	MCS0	18.70
	5785	157	ax (20MHz)	242	61	MCS0	18.87
	5825	165	ax (20MHz)	242	61	MCS0	18.72
	5755	151	ax (40MHz)	484	65	MCS0	37.47
	5795	159	ax (40MHz)	484	65	MCS0	37.06
	5775	155	ax (80MHz)	996	67	MCS0	77.23

Table 7-7. Conducted Bandwidth Measurements SISO CORE 0 (Fully-loaded RU)

FCC ID: BCGA2229	 MEASUREMENT REPORT (CERTIFICATION)		Approved by: Quality Manager
Test Report S/N: 1C1912170053-09-R1.BCG	Test Dates: 12/10/2019 - 02/12/2020	EUT Type: Tablet Device	Page 100 of 563

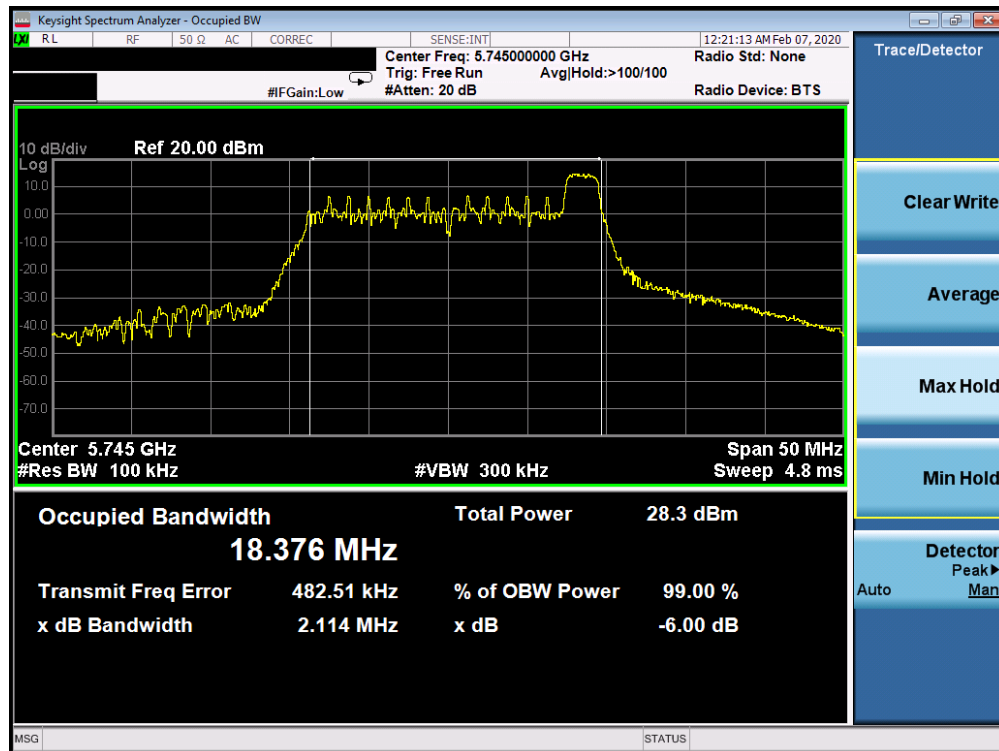


Plot 7-161. 6dB Bandwidth Plot SISO CORE 0 (20MHz BW 802.11ax Index 0 – RU26 (UNII Band 3) – Ch. 149)

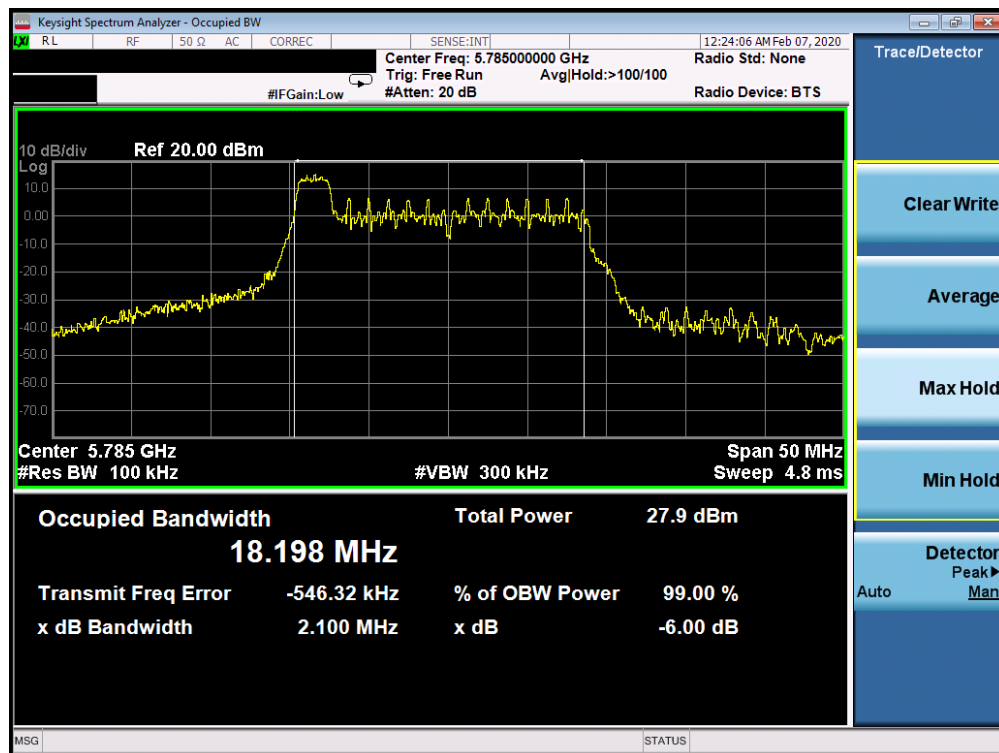


Plot 7-162. 6dB Bandwidth Plot SISO CORE 0 (20MHz BW 802.11ax Index 4 – RU26 (UNII Band 3) – Ch. 149)

FCC ID: BCGA2229	PCTEST	MEASUREMENT REPORT (CERTIFICATION)	Approved by: Quality Manager
Test Report S/N: 1C1912170053-09-R1.BCG	Test Dates: 12/10/2019 - 02/12/2020	EUT Type: Tablet Device	Page 101 of 563

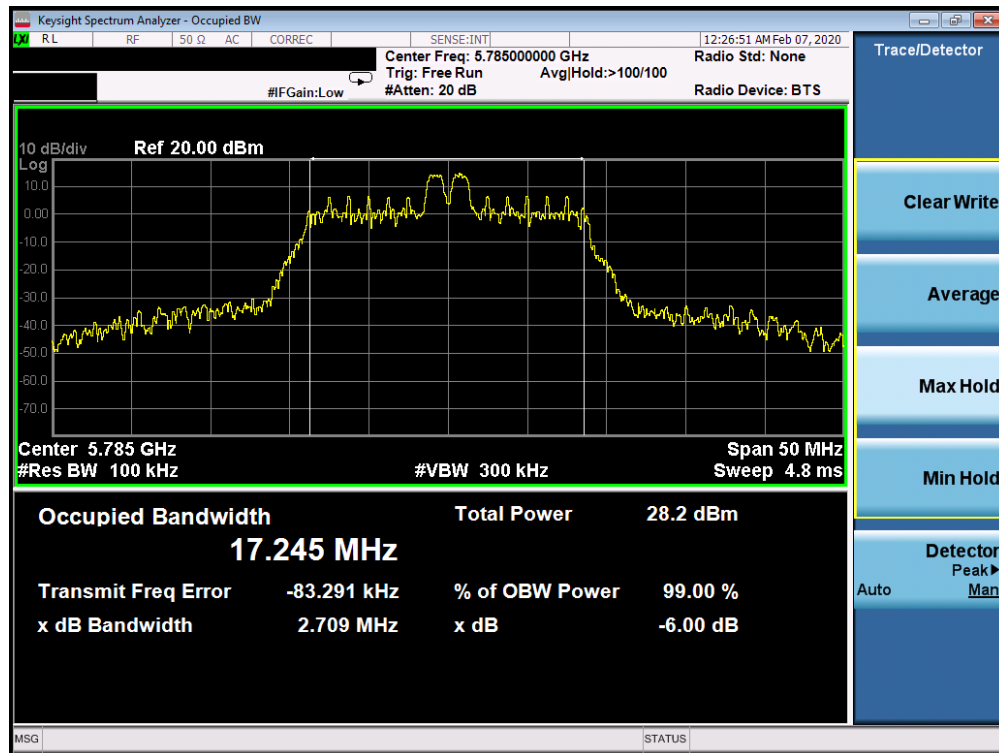


Plot 7-163. 6dB Bandwidth Plot SISO CORE 0 (20MHz BW 802.11ax Index 8 – RU26 (UNII Band 3) – Ch. 149)

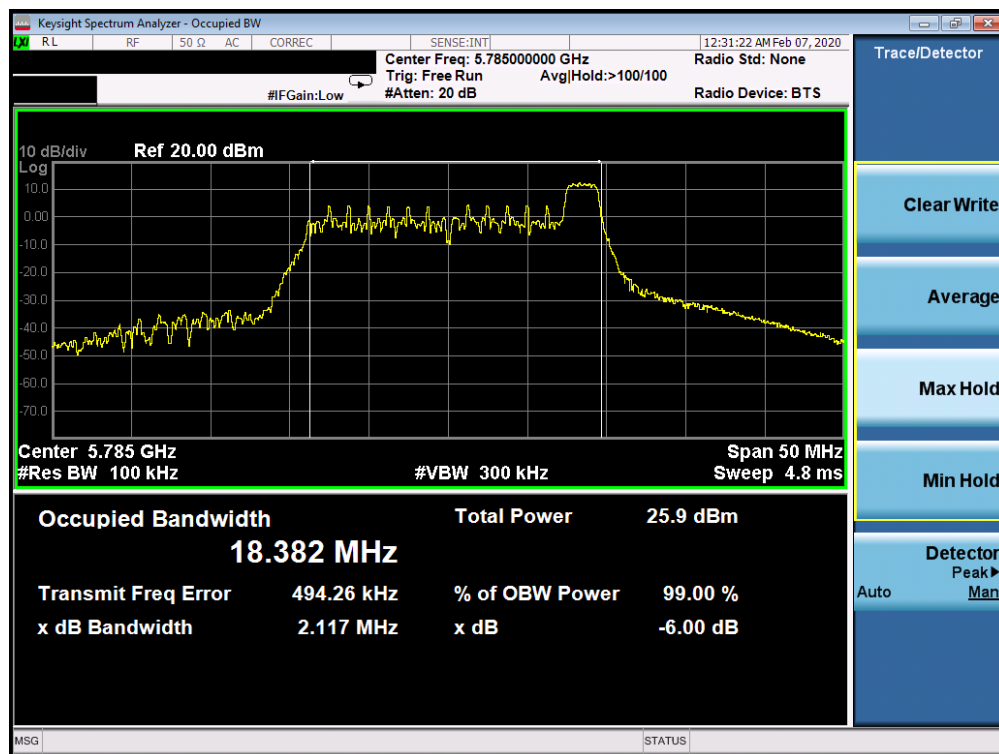


Plot 7-164. 6dB Bandwidth Plot SISO CORE 0 (20MHz BW 802.11ax Index 0 – RU26 (UNII Band 3) – Ch. 157)

FCC ID: BCGA2229		MEASUREMENT REPORT (CERTIFICATION)	Approved by: Quality Manager
Test Report S/N: 1C1912170053-09-R1.BCG	Test Dates: 12/10/2019 - 02/12/2020	EUT Type: Tablet Device	Page 102 of 563

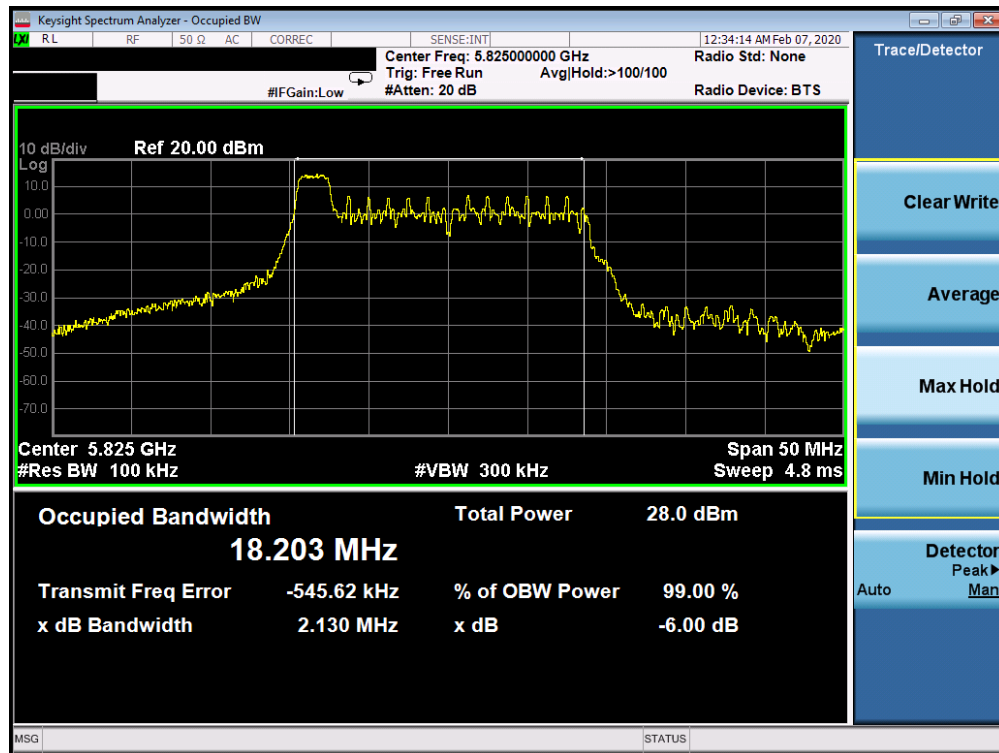


Plot 7-165. 6dB Bandwidth Plot SISO CORE 0 (20MHz BW 802.11ax Index 4 – RU26 (UNII Band 3) – Ch. 157)

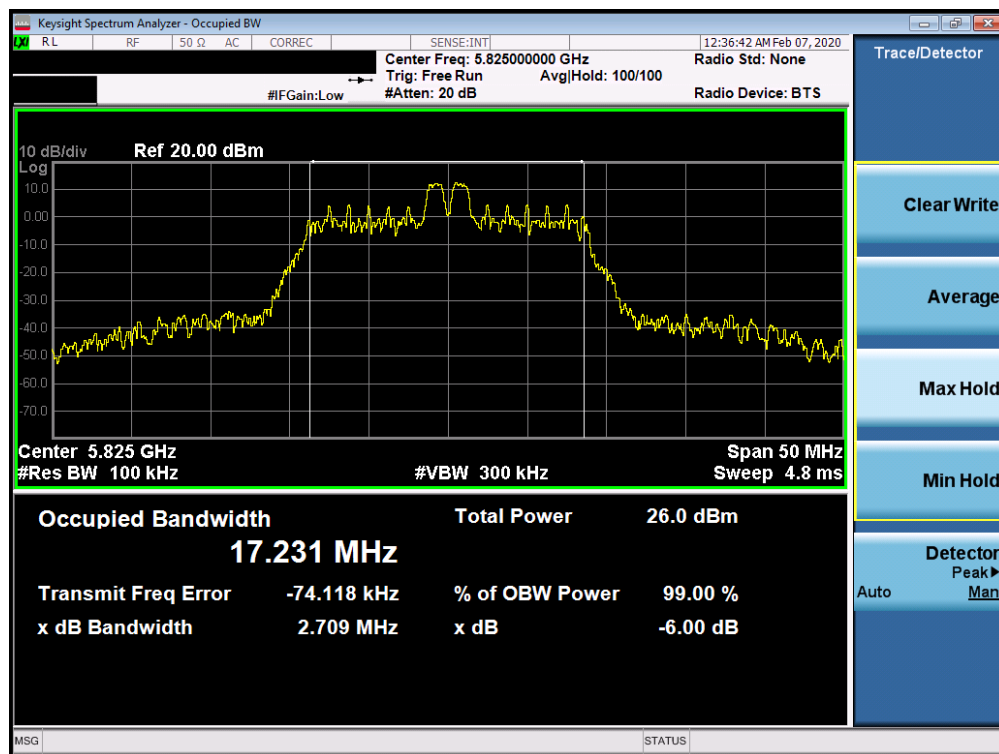


Plot 7-166. 6dB Bandwidth Plot SISO CORE 0 (20MHz BW 802.11ax Index 8– RU26 (UNII Band 3) – Ch. 157)

FCC ID: BCGA2229		MEASUREMENT REPORT (CERTIFICATION)	Approved by: Quality Manager
Test Report S/N: 1C1912170053-09-R1.BCG	Test Dates: 12/10/2019 - 02/12/2020	EUT Type: Tablet Device	Page 103 of 563

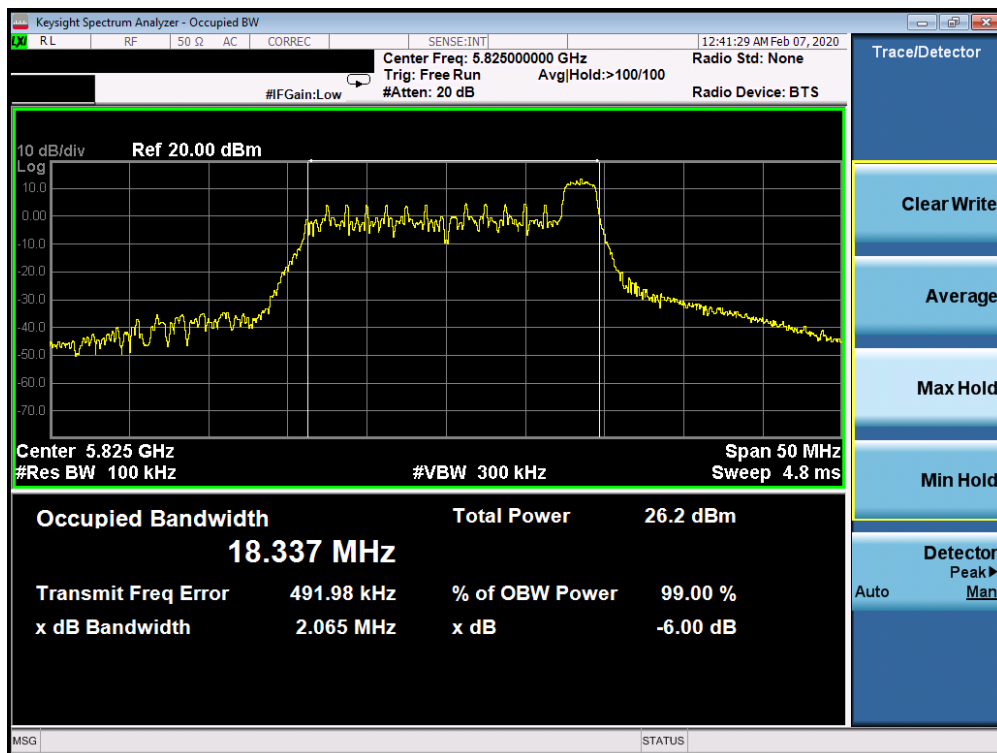


Plot 7-167. 6dB Bandwidth Plot SISO CORE 0 (20MHz BW 802.11ax Index 0 – RU26 (UNII Band 3) – Ch. 165)

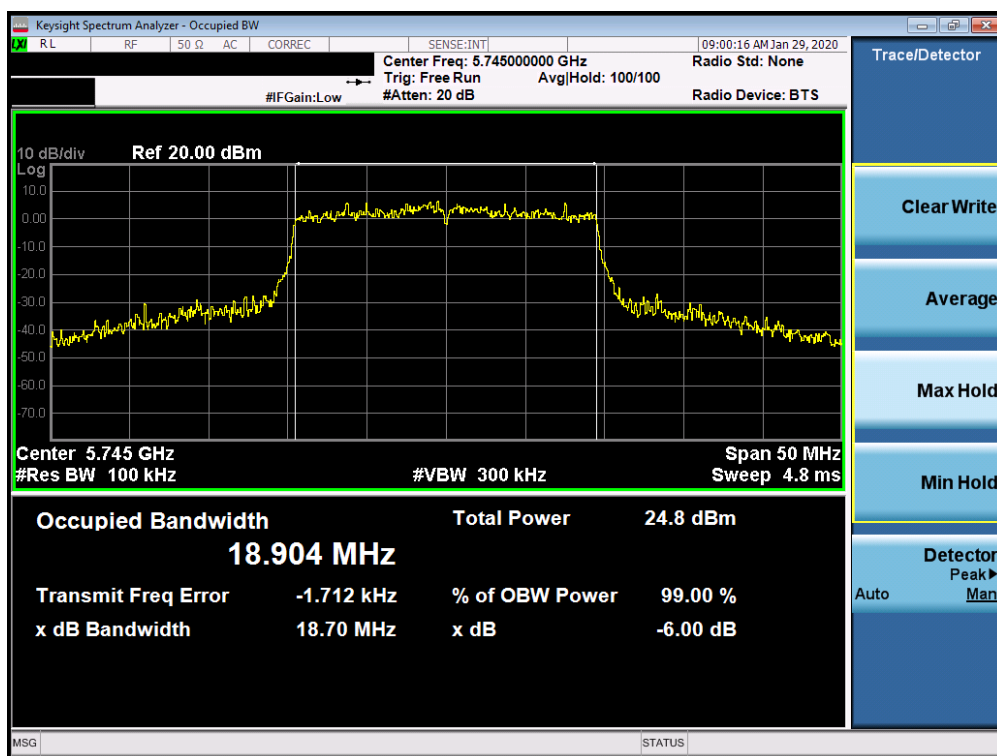


Plot 7-168. 6dB Bandwidth Plot SISO CORE 0 (20MHz BW 802.11ax Index 4 – RU26 (UNII Band 3) – Ch. 165)

FCC ID: BCGA2229		MEASUREMENT REPORT (CERTIFICATION)	Approved by: Quality Manager
Test Report S/N: 1C1912170053-09-R1.BCG	Test Dates: 12/10/2019 - 02/12/2020	EUT Type: Tablet Device	Page 104 of 563

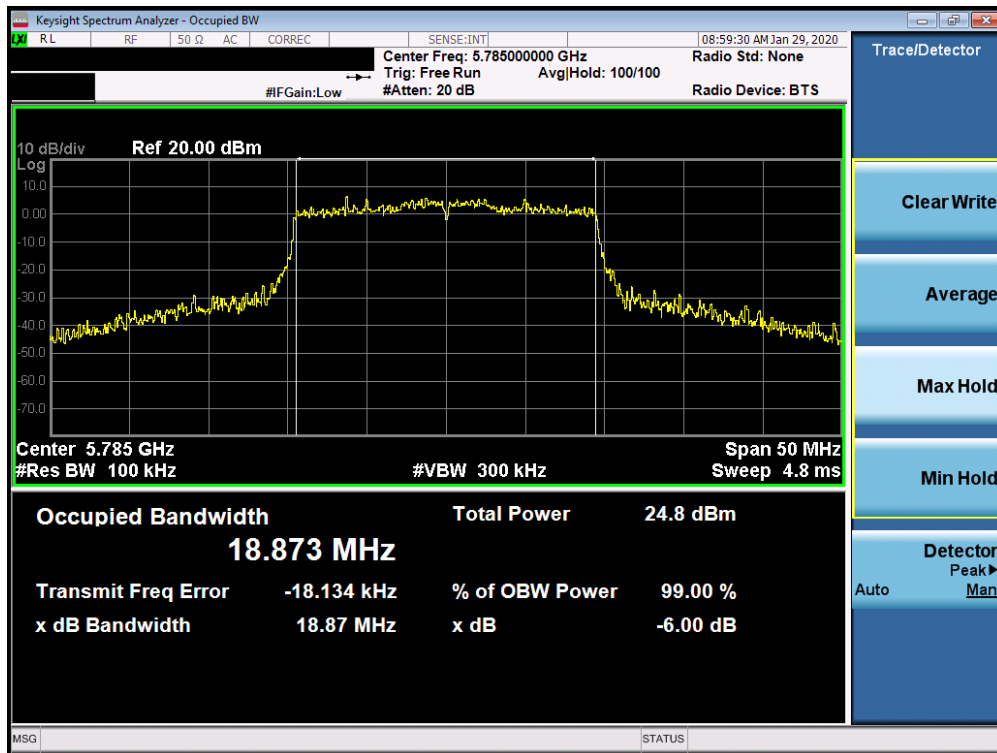


Plot 7-169. 6dB Bandwidth Plot SISO CORE 0 (20MHz BW 802.11ax Index 8 – RU26 (UNII Band 3) – Ch. 165)



Plot 7-170. 6dB Bandwidth Plot SISO CORE 0 (20MHz BW 802.11ax– RU242 (UNII Band 3) – Ch. 149)

FCC ID: BCGA2229		MEASUREMENT REPORT (CERTIFICATION)	Approved by: Quality Manager
Test Report S/N: 1C1912170053-09-R1.BCG	Test Dates: 12/10/2019 - 02/12/2020	EUT Type: Tablet Device	Page 105 of 563

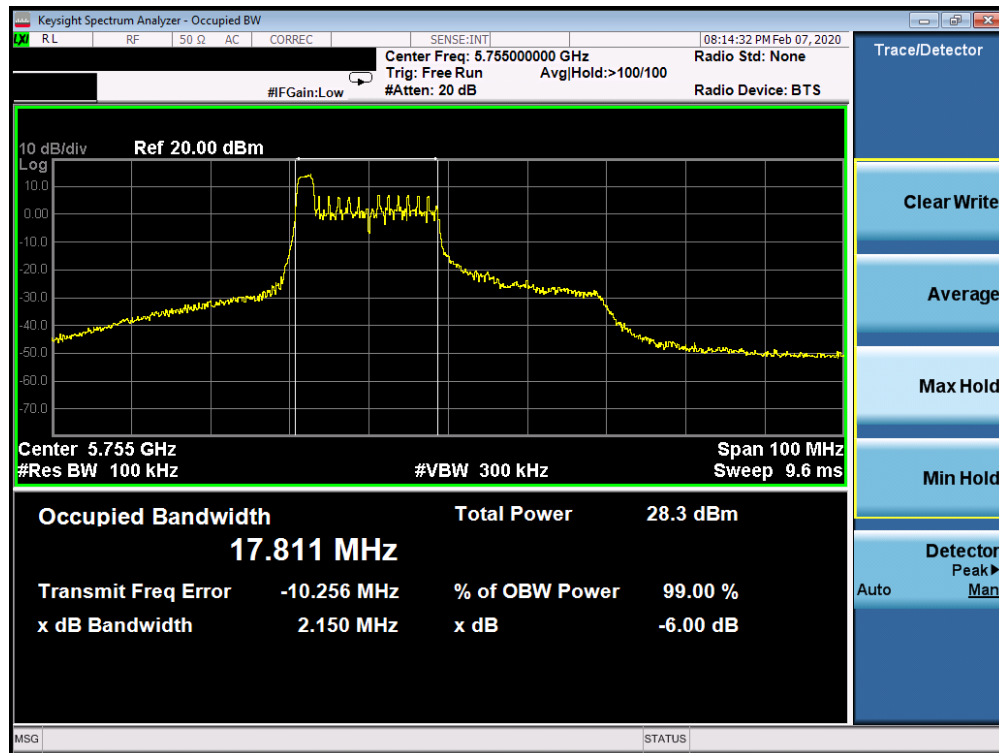


Plot 7-171. 6dB Bandwidth Plot SISO CORE 0 (20MHz BW 802.11ax- RU242 (UNII Band 3) – Ch. 157)



Plot 7-172. 6dB Bandwidth Plot SISO CORE 0 (20MHz BW 802.11ax- RU242 (UNII Band 3) – Ch. 165)

FCC ID: BCGA2229		MEASUREMENT REPORT (CERTIFICATION)	Approved by: Quality Manager
Test Report S/N: 1C1912170053-09-R1.BCG	Test Dates: 12/10/2019 - 02/12/2020	EUT Type: Tablet Device	Page 106 of 563

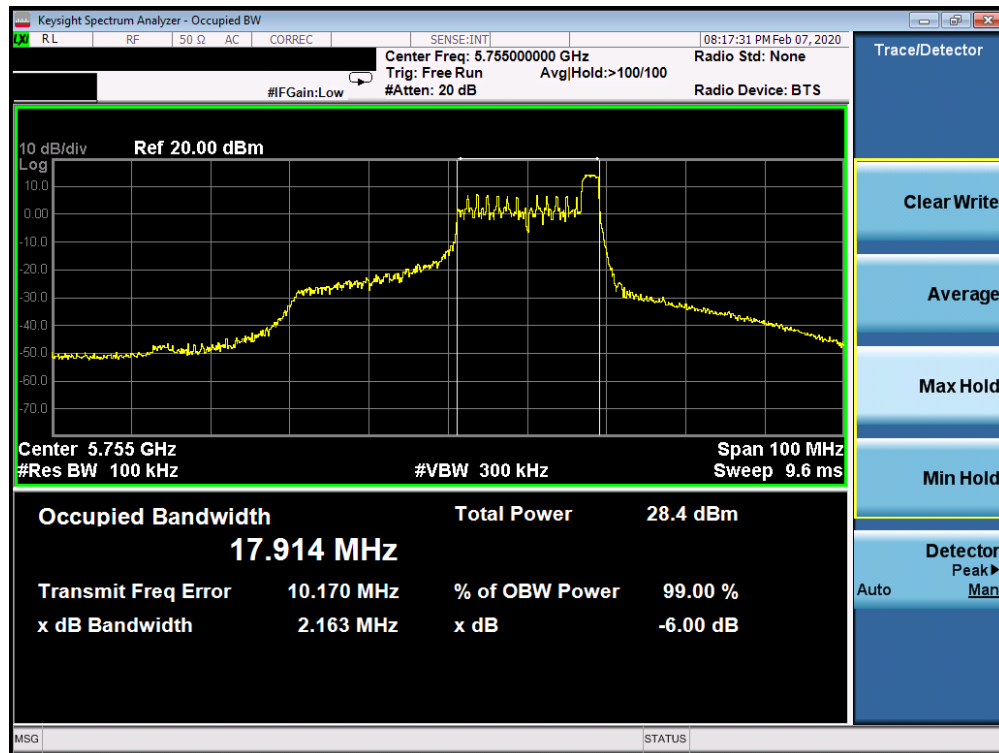


Plot 7-173. 6dB Bandwidth Plot SISO CORE 0 (40MHz BW 802.11ax Index 0 – RU26 (UNII Band 3) – Ch. 151)

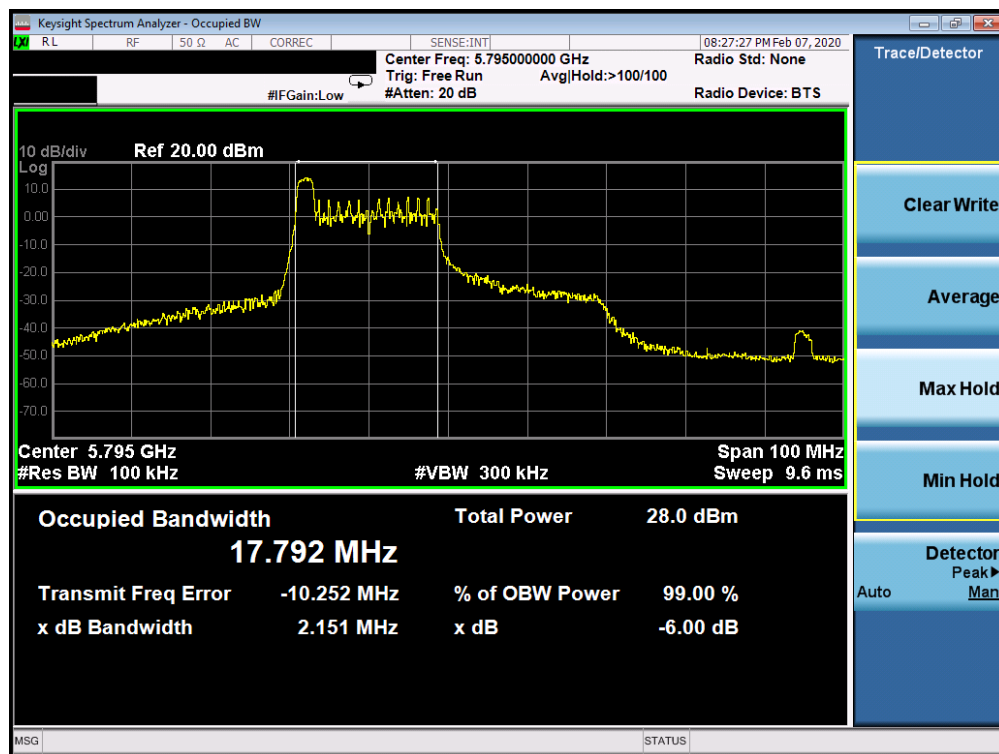


Plot 7-174. 6dB Bandwidth Plot SISO CORE 0 (40MHz BW 802.11ax Index 8 – RU26 (UNII Band 3) – Ch. 151)

FCC ID: BCGA2229	PCTEST	MEASUREMENT REPORT (CERTIFICATION)	Approved by: Quality Manager
Test Report S/N: 1C1912170053-09-R1.BCG	Test Dates: 12/10/2019 - 02/12/2020	EUT Type: Tablet Device	Page 107 of 563

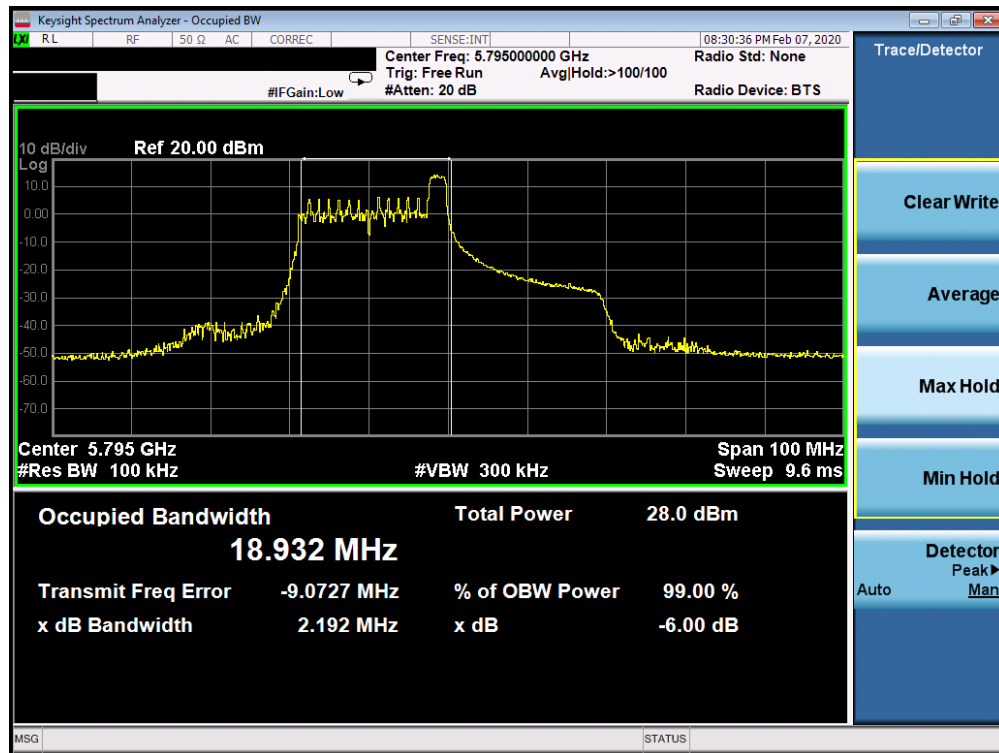


Plot 7-175. 6dB Bandwidth Plot SISO CORE 0 (40MHz BW 802.11ax Index 17 – RU26 (UNII Band 3) – Ch. 151)



Plot 7-176. 6dB Bandwidth Plot SISO CORE 0 (40MHz BW 802.11ax Index 0 – RU26 (UNII Band 3) – Ch. 159)

FCC ID: BCGA2229		MEASUREMENT REPORT (CERTIFICATION)	Approved by: Quality Manager
Test Report S/N: 1C1912170053-09-R1.BCG	Test Dates: 12/10/2019 - 02/12/2020	EUT Type: Tablet Device	Page 108 of 563



Plot 7-177. 6dB Bandwidth Plot SISO CORE 0 (40MHz BW 802.11ax Index 8 – RU26 (UNII Band 3) – Ch. 159)



Plot 7-178. 6dB Bandwidth Plot SISO CORE 0 (40MHz BW 802.11ax Index 17 – RU26 (UNII Band 3) – Ch. 159)

FCC ID: BCGA2229		MEASUREMENT REPORT (CERTIFICATION)	Approved by: Quality Manager
Test Report S/N: 1C1912170053-09-R1.BCG	Test Dates: 12/10/2019 - 02/12/2020	EUT Type: Tablet Device	Page 109 of 563



Plot 7-179. 6dB Bandwidth Plot SISO CORE 0 (40MHz BW 802.11ax – RU484 (UNII Band 3) – Ch. 151)

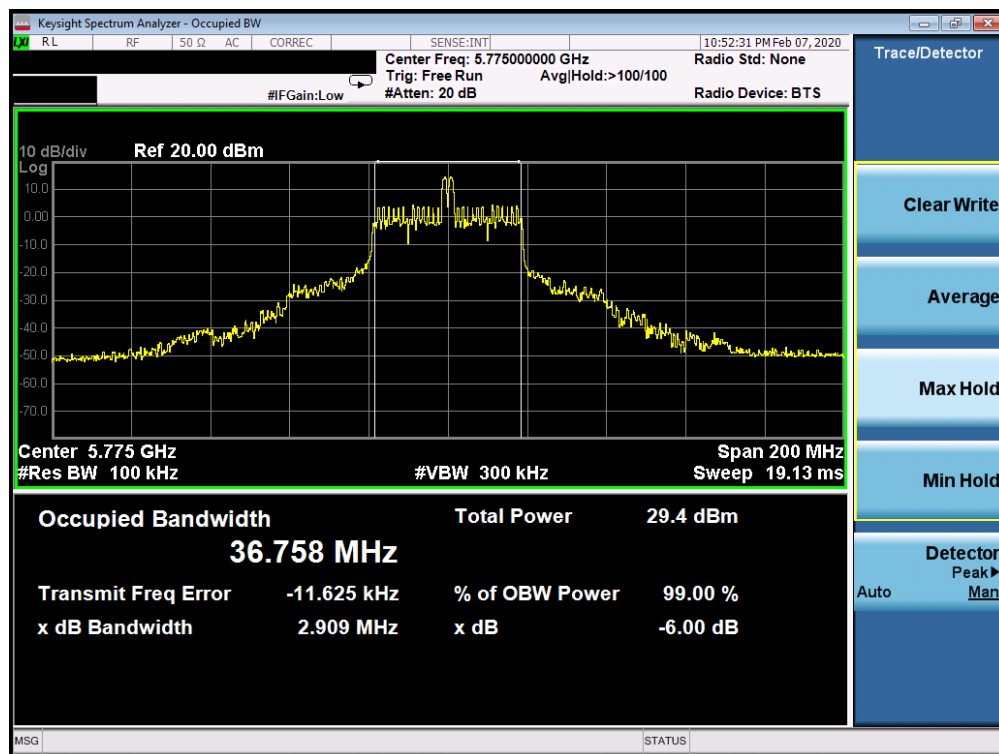


Plot 7-180. 6dB Bandwidth Plot SISO CORE 0 (40MHz BW 802.11ax – RU484 (UNII Band 3) – Ch. 159)

FCC ID: BCGA2229		MEASUREMENT REPORT (CERTIFICATION)	Approved by: Quality Manager
Test Report S/N: 1C1912170053-09-R1.BCG	Test Dates: 12/10/2019 - 02/12/2020	EUT Type: Tablet Device	Page 110 of 563



Plot 7-181. 6dB Bandwidth Plot SISO CORE 0 (80MHz BW 802.11ax Index 0 – RU26 (UNII Band 3) – Ch. 155)

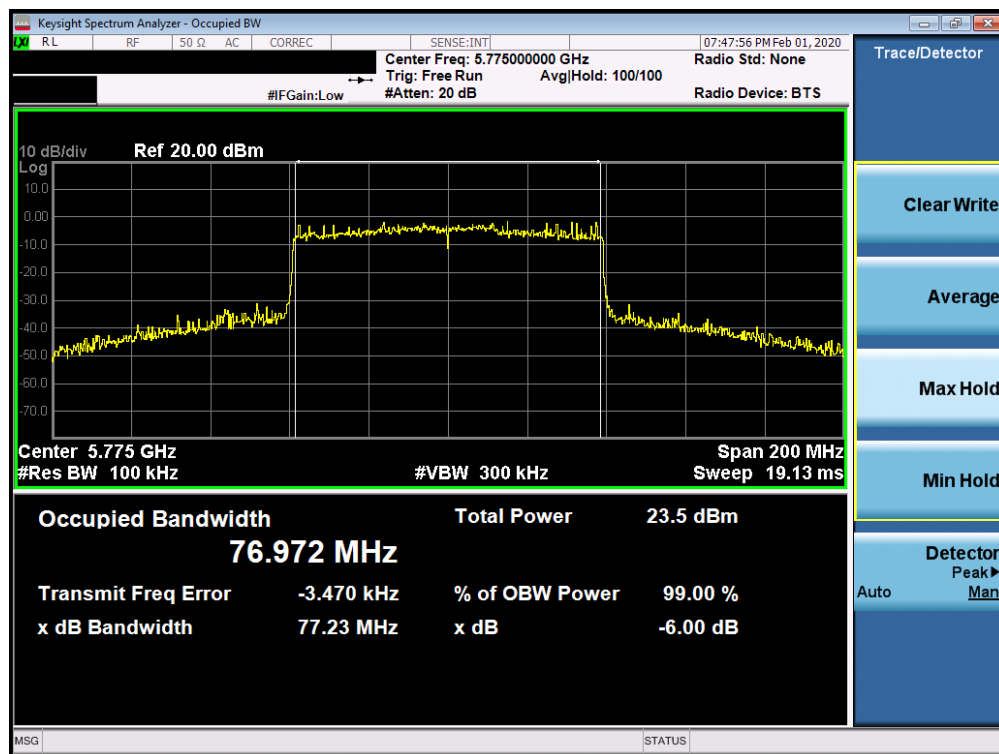


Plot 7-182. 6dB Bandwidth Plot SISO CORE 0 (80MHz BW 802.11ax Index 18 – RU26 (UNII Band 3) – Ch. 155)

FCC ID: BCGA2229		MEASUREMENT REPORT (CERTIFICATION)	Approved by: Quality Manager
Test Report S/N: 1C1912170053-09-R1.BCG	Test Dates: 12/10/2019 - 02/12/2020	EUT Type: Tablet Device	Page 111 of 563



Plot 7-183. 6dB Bandwidth Plot SISO CORE 0 (80MHz BW 802.11ax Index 36 – RU26 (UNII Band 3) – Ch. 155)



Plot 7-184. 6dB Bandwidth Plot SISO CORE 0 (80MHz BW 802.11ax – RU996 (UNII Band 3) – Ch. 155)

FCC ID: BCGA2229		MEASUREMENT REPORT (CERTIFICATION)	Approved by: Quality Manager
Test Report S/N: 1C1912170053-09-R1.BCG	Test Dates: 12/10/2019 - 02/12/2020	EUT Type: Tablet Device	Page 112 of 563

SISO Core 1 6dB Bandwidth Measurements

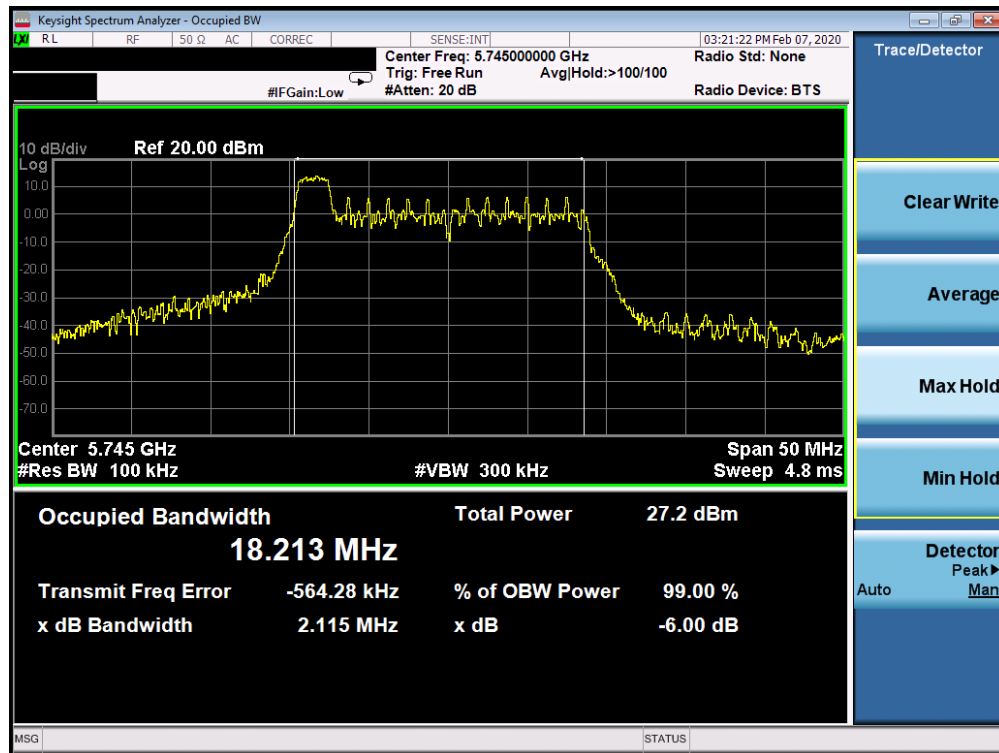
	Frequency [MHz]	Channel No.	802.11 Mode	RU Size	Index	Data Rate [Mbps]	Measured 6dB Bandwidth [MHz]
Band 3	5745	149	ax (20MHz)	RU26	0	MCS0	2.12
				RU26	4	MCS0	2.70
				RU26	8	MCS0	2.08
	5785	157	ax (20MHz)	RU26	0	MCS0	2.09
				RU26	4	MCS0	2.72
				RU26	8	MCS0	2.11
	5825	165	ax (20MHz)	RU26	0	MCS0	2.10
				RU26	4	MCS0	2.72
				RU26	8	MCS0	2.11
	5755	151	ax (40MHz)	RU26	0	MCS0	2.14
				RU26	8	MCS0	2.19
				RU26	17	MCS0	2.17
	5795	159	ax (40MHz)	RU26	0	MCS0	2.15
				RU26	8	MCS0	2.17
				RU26	17	MCS0	2.15
	5775	155	ax (80MHz)	RU26	0	MCS0	2.25
				RU26	18	MCS0	2.84
				RU26	36	MCS0	2.26

Table 7-8. Conducted Bandwidth Measurements SISO CORE 1 (RU26)

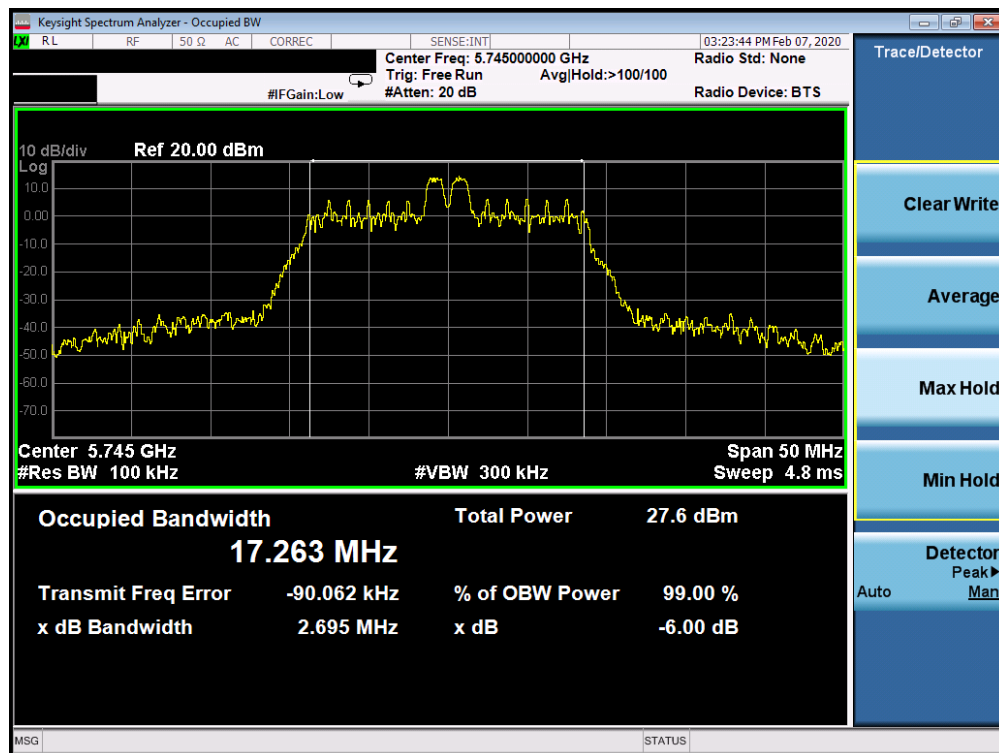
	Frequency [MHz]	Channel No.	802.11 Mode	RU Size	Index	Data Rate [Mbps]	Measured 6dB Bandwidth [MHz]
Band 3	5745	149	ax (20MHz)	242	61	MCS0	18.65
	5785	157	ax (20MHz)	242	61	MCS0	18.86
	5825	165	ax (20MHz)	242	61	MCS0	18.57
	5755	151	ax (40MHz)	484	65	MCS0	37.41
	5795	159	ax (40MHz)	484	65	MCS0	37.36
	5775	155	ax (80MHz)	996	67	MCS0	76.51

Table 7-9. Conducted Bandwidth Measurements SISO CORE 1 (Fully-loaded RU)

FCC ID: BCGA2229	 MEASUREMENT REPORT (CERTIFICATION)		Approved by: Quality Manager
Test Report S/N: 1C1912170053-09-R1.BCG	Test Dates: 12/10/2019 - 02/12/2020	EUT Type: Tablet Device	Page 113 of 563

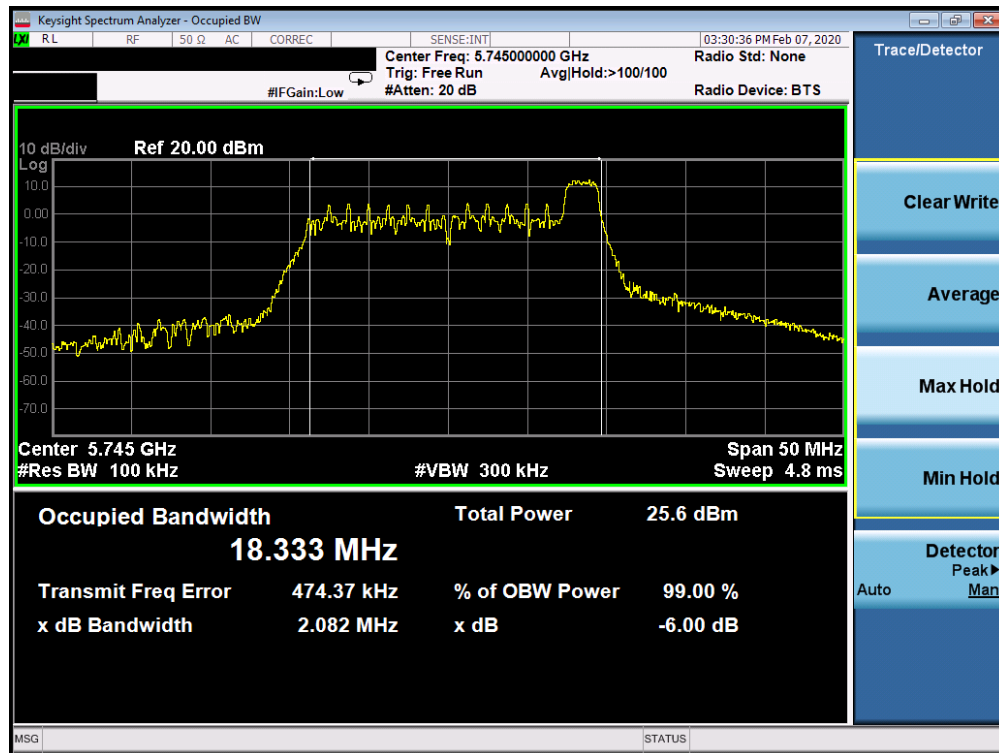


Plot 7-185. 6dB Bandwidth Plot SISO CORE 1 (20MHz BW 802.11ax Index 0 – RU26 (UNII Band 3) – Ch. 149)

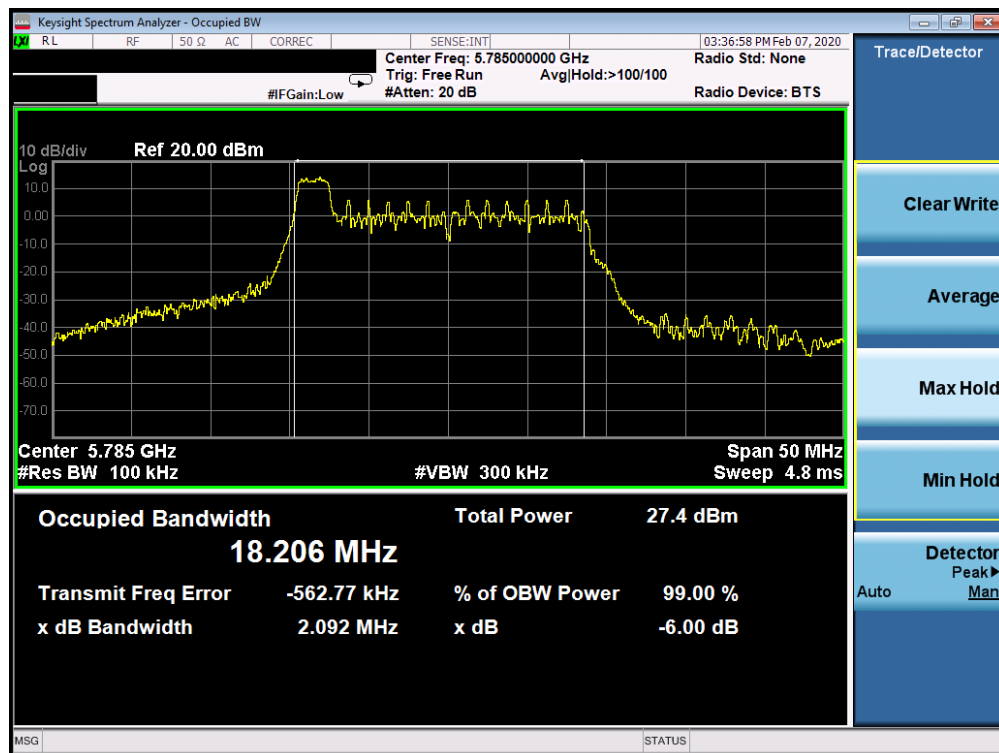


Plot 7-186. 6dB Bandwidth Plot SISO CORE 1 (20MHz BW 802.11ax Index 4 – RU26 (UNII Band 3) – Ch. 149)

FCC ID: BCGA2229		MEASUREMENT REPORT (CERTIFICATION)	Approved by: Quality Manager
Test Report S/N: 1C1912170053-09-R1.BCG	Test Dates: 12/10/2019 - 02/12/2020	EUT Type: Tablet Device	Page 114 of 563

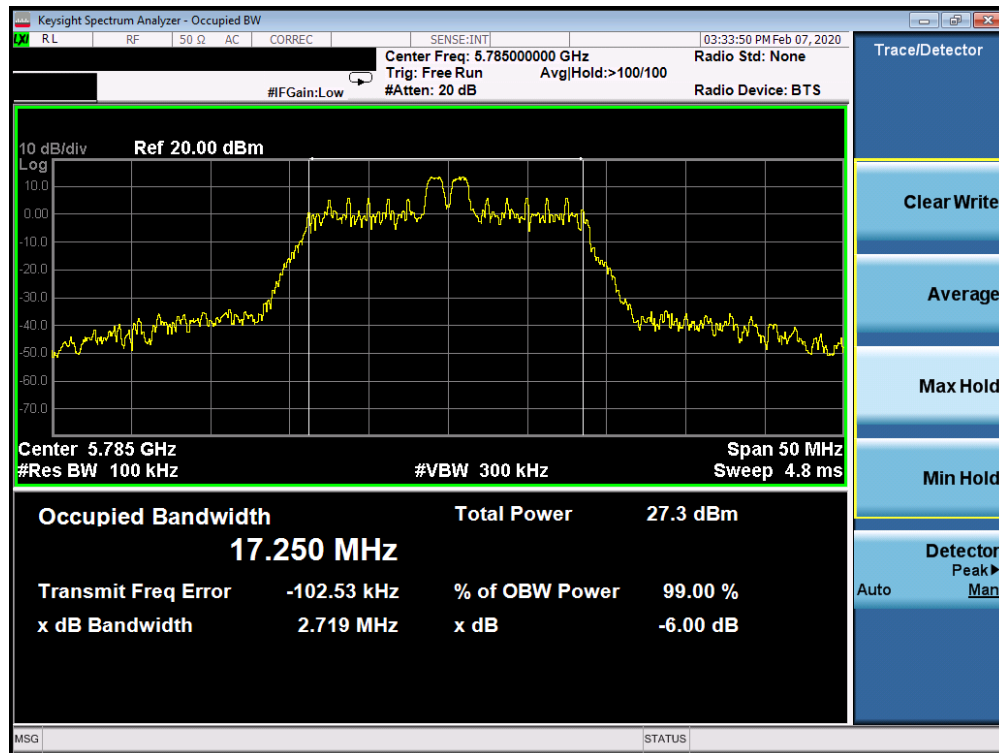


Plot 7-187. 6dB Bandwidth Plot SISO CORE 1 (20MHz BW 802.11ax Index 8 – RU26 (UNII Band 3) – Ch. 149)

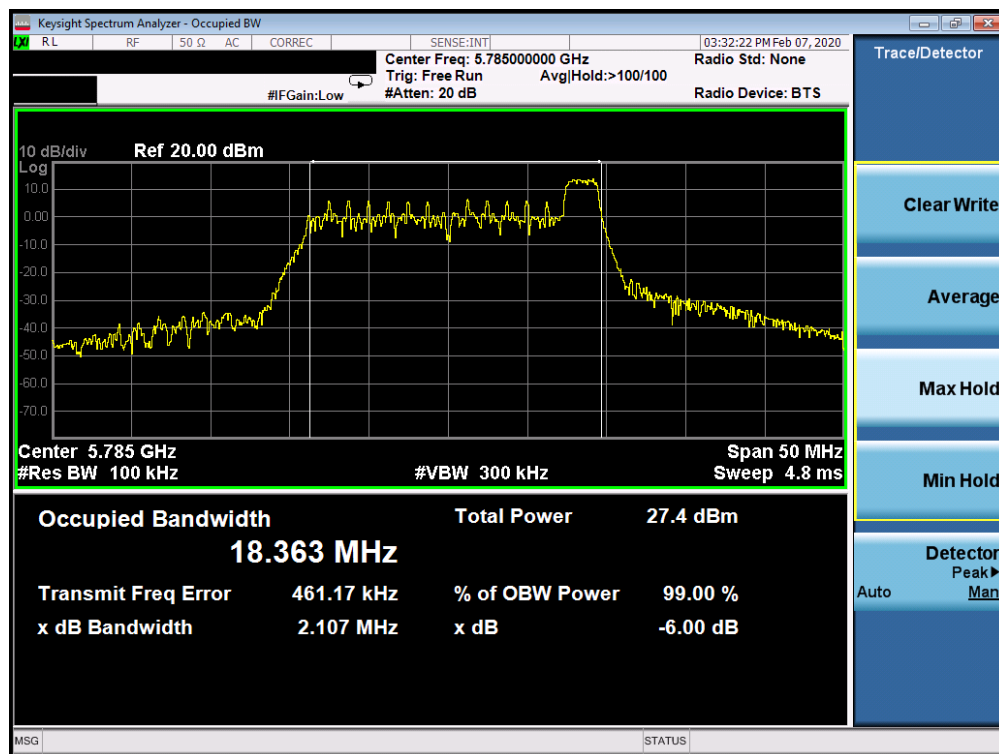


Plot 7-188. 6dB Bandwidth Plot SISO CORE 1 (20MHz BW 802.11ax Index 0 – RU26 (UNII Band 3) – Ch. 157)

FCC ID: BCGA2229	PCTEST	MEASUREMENT REPORT (CERTIFICATION)	Approved by: Quality Manager
Test Report S/N: 1C1912170053-09-R1.BCG	Test Dates: 12/10/2019 - 02/12/2020	EUT Type: Tablet Device	Page 115 of 563

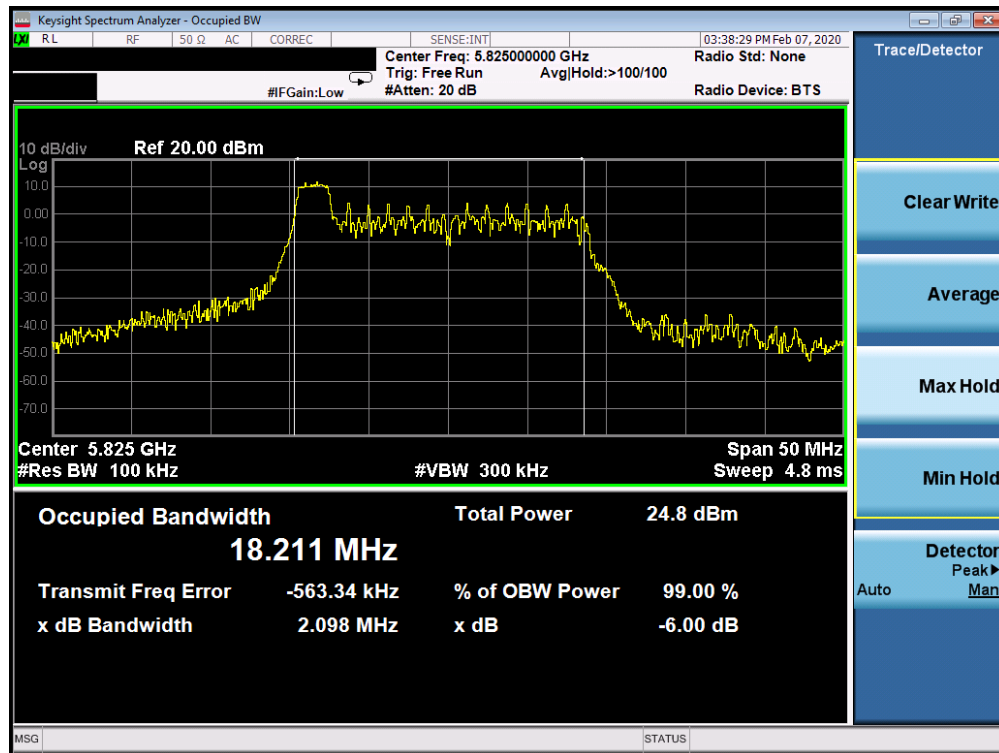


Plot 7-189. 6dB Bandwidth Plot SISO CORE 1 (20MHz BW 802.11ax Index 4 – RU26 (UNII Band 3) – Ch. 157)

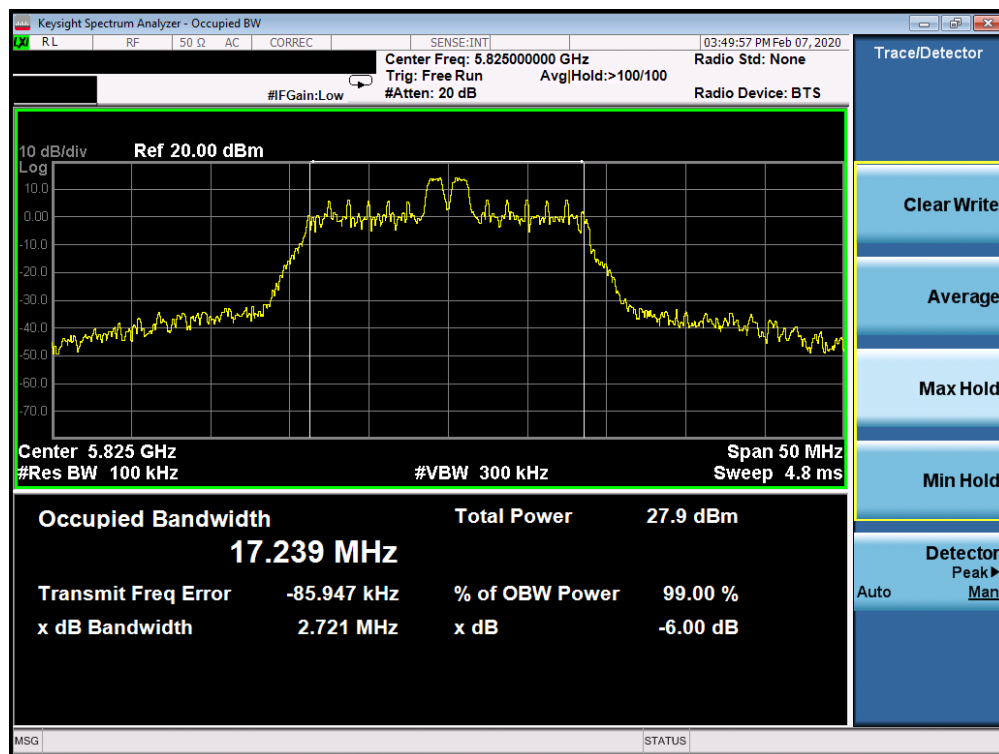


Plot 7-190. 6dB Bandwidth Plot SISO CORE 1 (20MHz BW 802.11ax Index 8– RU26 (UNII Band 3) – Ch. 157)

FCC ID: BCGA2229		MEASUREMENT REPORT (CERTIFICATION)	Approved by: Quality Manager
Test Report S/N: 1C1912170053-09-R1.BCG	Test Dates: 12/10/2019 - 02/12/2020	EUT Type: Tablet Device	Page 116 of 563

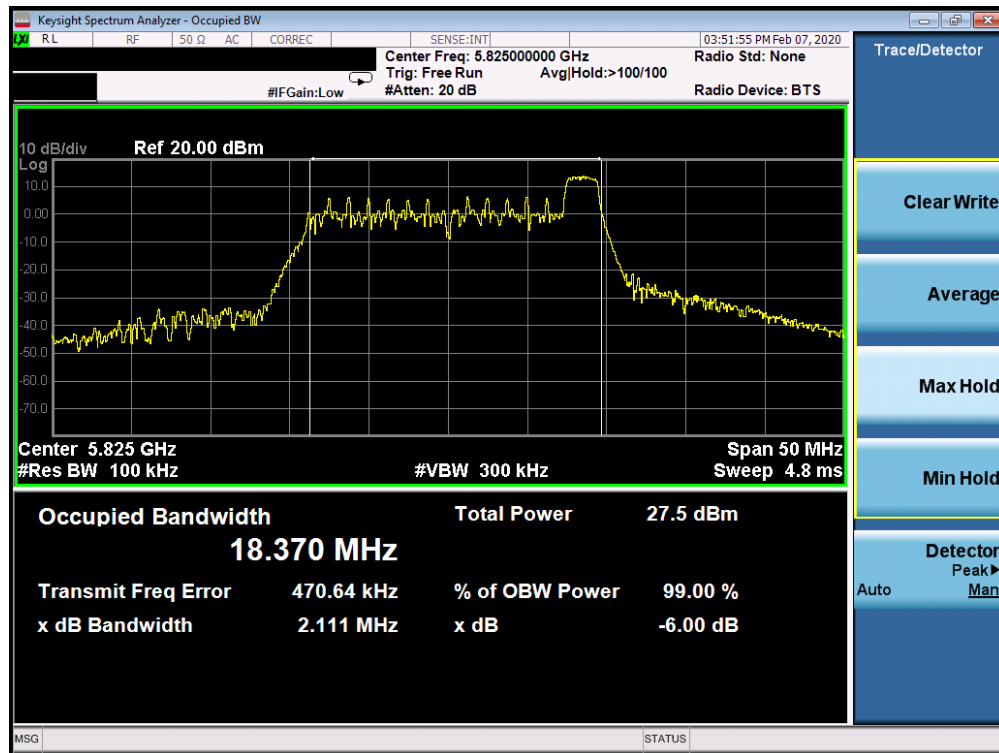


Plot 7-191. 6dB Bandwidth Plot SISO CORE 1 (20MHz BW 802.11ax Index 0 – RU26 (UNII Band 3) – Ch. 165)21

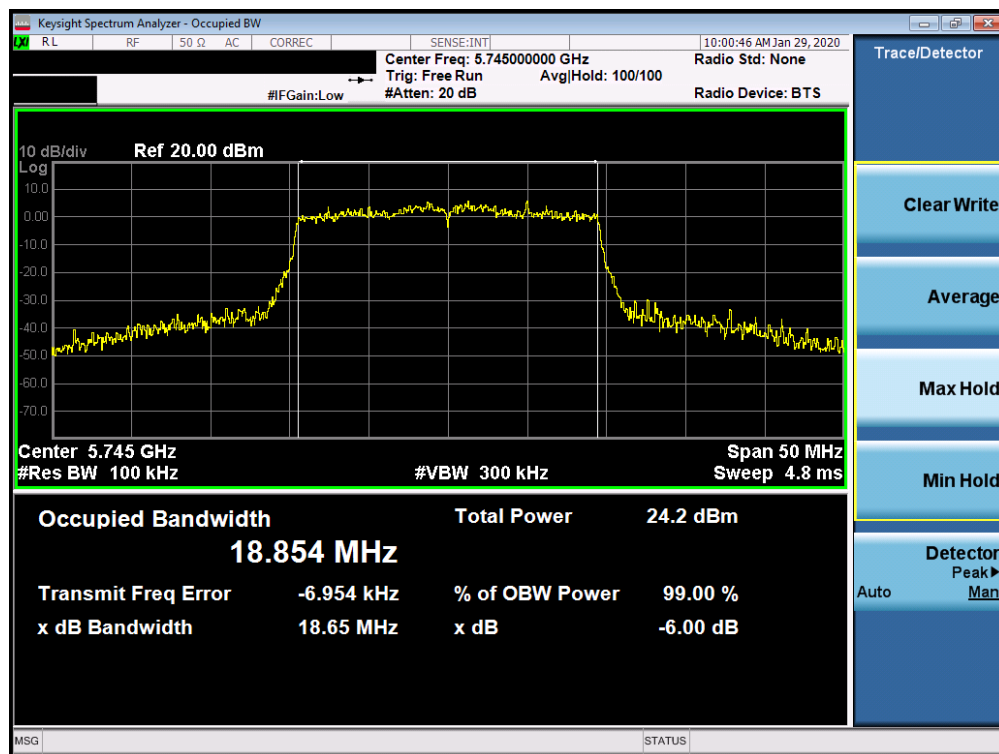


Plot 7-192. 6dB Bandwidth Plot SISO CORE 1 (20MHz BW 802.11ax Index 4 – RU26 (UNII Band 3) – Ch. 165)

FCC ID: BCGA2229		MEASUREMENT REPORT (CERTIFICATION)	Approved by: Quality Manager
Test Report S/N: 1C1912170053-09-R1.BCG	Test Dates: 12/10/2019 - 02/12/2020	EUT Type: Tablet Device	Page 117 of 563



Plot 7-193. 6dB Bandwidth Plot SISO CORE 1 (20MHz BW 802.11ax Index 8 – RU26 (UNII Band 3) – Ch. 165)

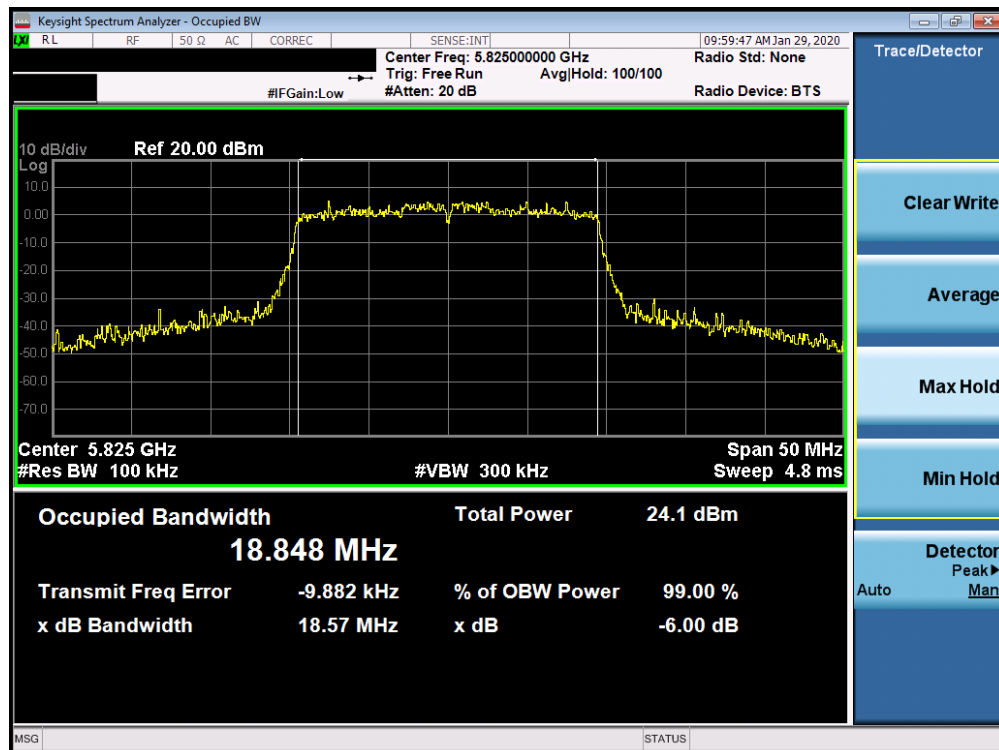


Plot 7-194. 6dB Bandwidth Plot SISO CORE 1 (20MHz BW 802.11ax– RU242 (UNII Band 3) – Ch. 149)

FCC ID: BCGA2229		MEASUREMENT REPORT (CERTIFICATION)	Approved by: Quality Manager
Test Report S/N: 1C1912170053-09-R1.BCG	Test Dates: 12/10/2019 - 02/12/2020	EUT Type: Tablet Device	Page 118 of 563

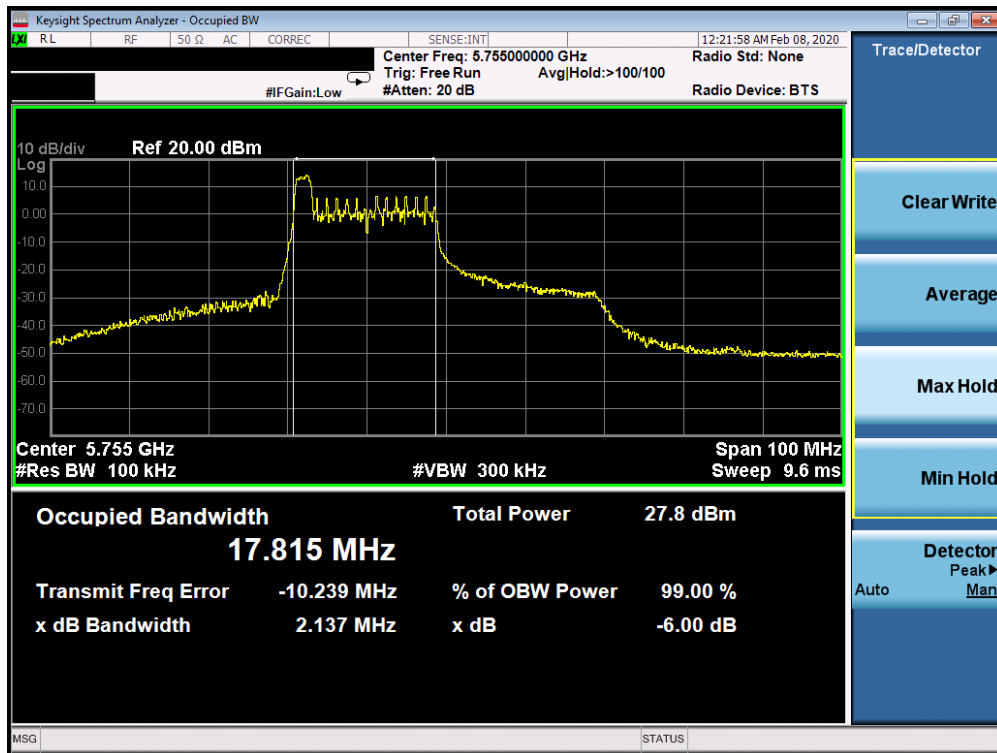


Plot 7-195. 6dB Bandwidth Plot SISO CORE 1 (20MHz BW 802.11ax- RU242 (UNII Band 3) – Ch. 157)

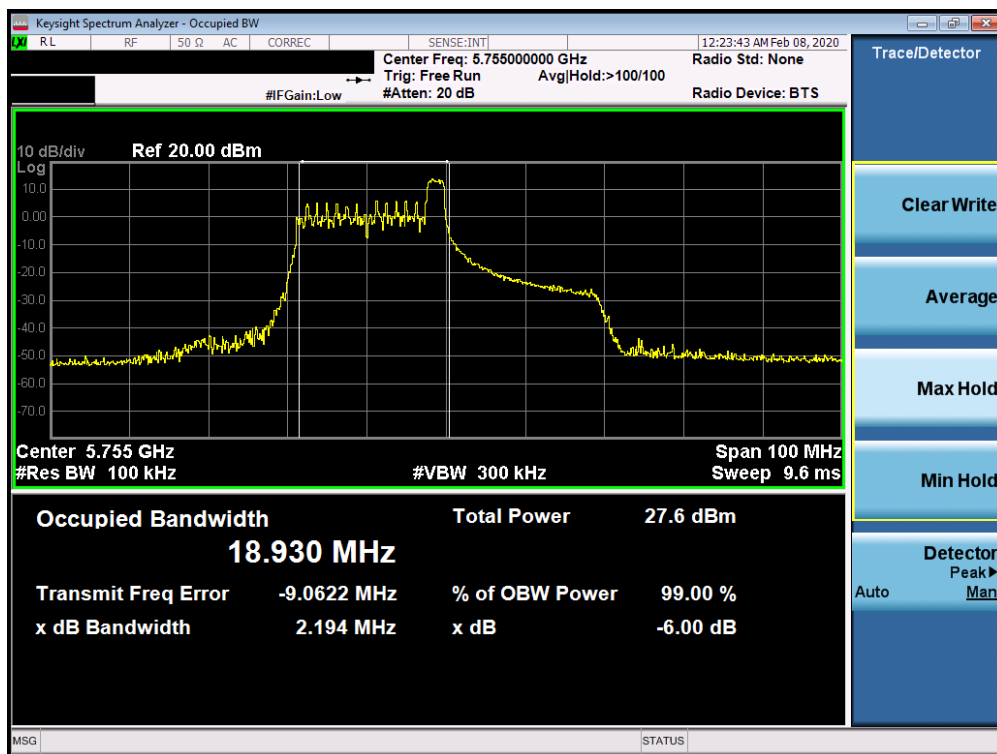


Plot 7-196. 6dB Bandwidth Plot SISO CORE 1 (20MHz BW 802.11ax- RU242 (UNII Band 3) – Ch. 165)

FCC ID: BCGA2229		MEASUREMENT REPORT (CERTIFICATION)	Approved by: Quality Manager
Test Report S/N: 1C1912170053-09-R1.BCG	Test Dates: 12/10/2019 - 02/12/2020	EUT Type: Tablet Device	Page 119 of 563

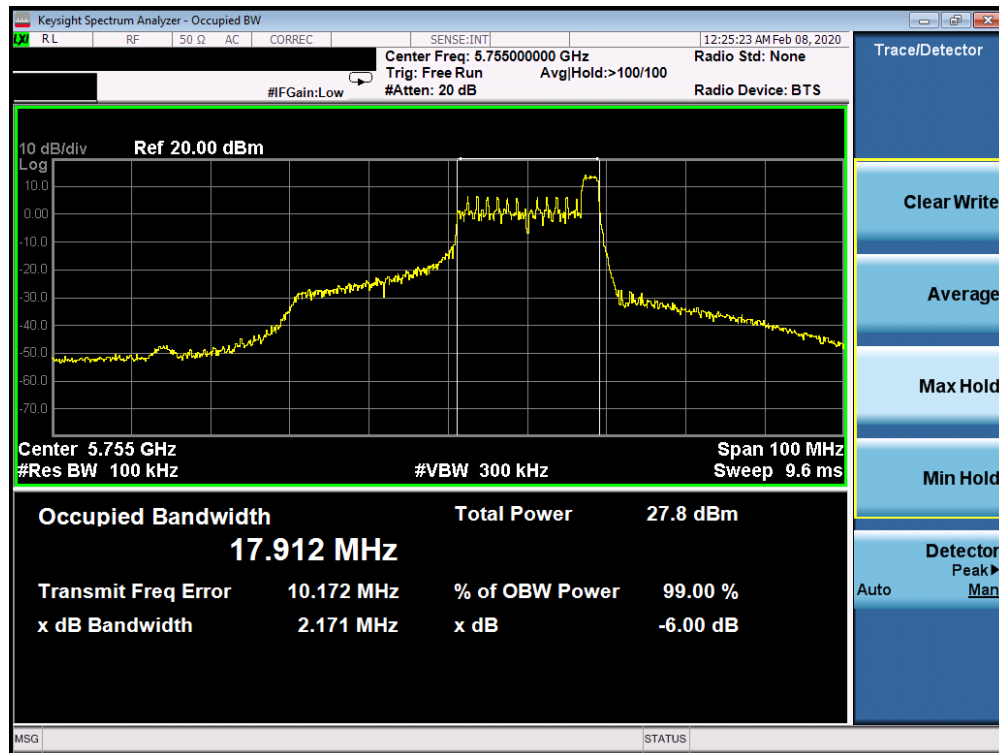


Plot 7-197. 6dB Bandwidth Plot SISO CORE 1 (40MHz BW 802.11ax Index 0 – RU26 (UNII Band 3) – Ch. 151)



Plot 7-198. 6dB Bandwidth Plot SISO CORE 1 (40MHz BW 802.11ax Index 8 – RU26 (UNII Band 3) – Ch. 151)

FCC ID: BCGA2229		MEASUREMENT REPORT (CERTIFICATION)	Approved by: Quality Manager
Test Report S/N: 1C1912170053-09-R1.BCG	Test Dates: 12/10/2019 - 02/12/2020	EUT Type: Tablet Device	Page 120 of 563

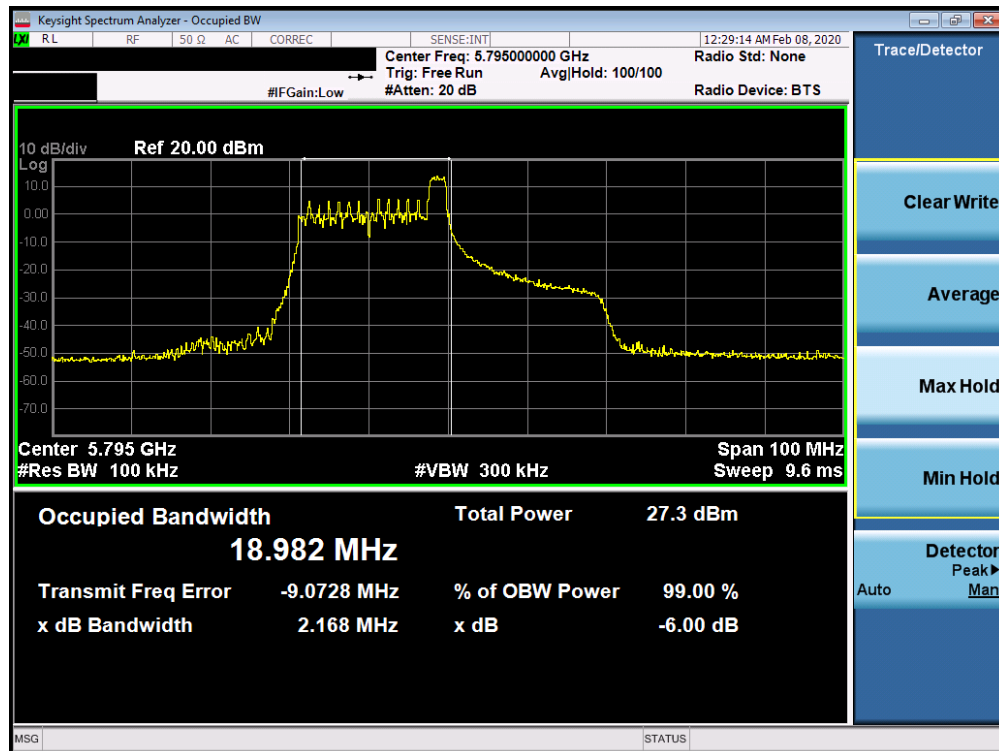


Plot 7-199. 6dB Bandwidth Plot SISO CORE 1 (40MHz BW 802.11ax Index 17 – RU26 (UNII Band 3) – Ch. 151)



Plot 7-200. 6dB Bandwidth Plot SISO CORE 1 (40MHz BW 802.11ax Index 0 – RU26 (UNII Band 3) – Ch. 159)

FCC ID: BCGA2229		MEASUREMENT REPORT (CERTIFICATION)	Approved by: Quality Manager
Test Report S/N: 1C1912170053-09-R1.BCG	Test Dates: 12/10/2019 - 02/12/2020	EUT Type: Tablet Device	Page 121 of 563

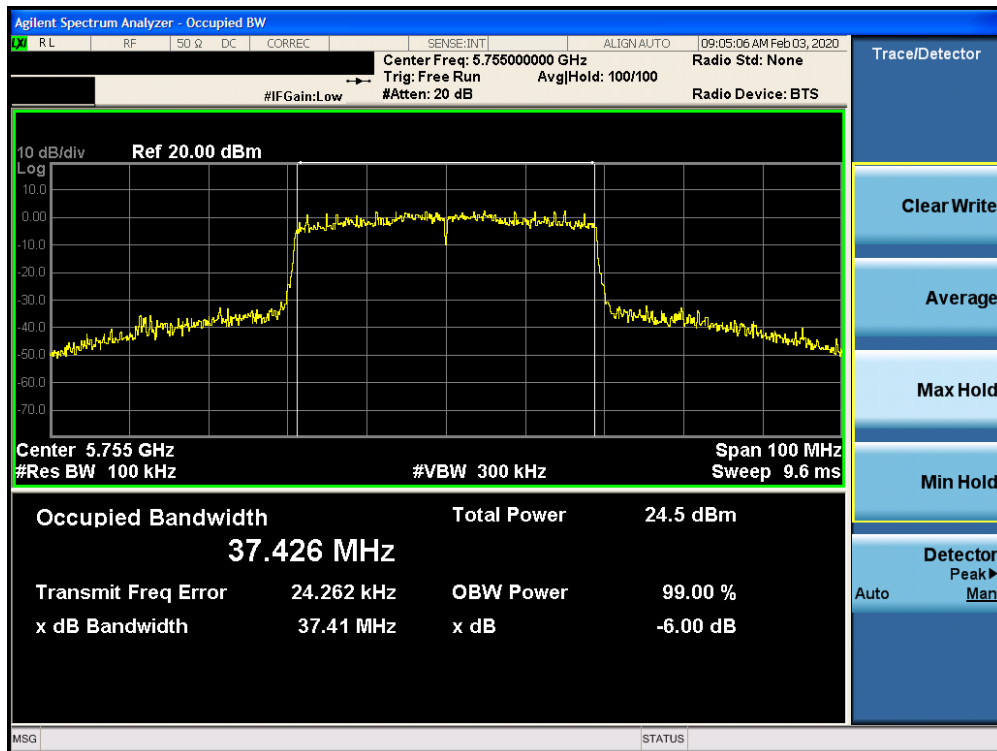


Plot 7-201. 6dB Bandwidth Plot SISO CORE 1 (40MHz BW 802.11ax Index 8 – RU26 (UNII Band 3) – Ch. 159)

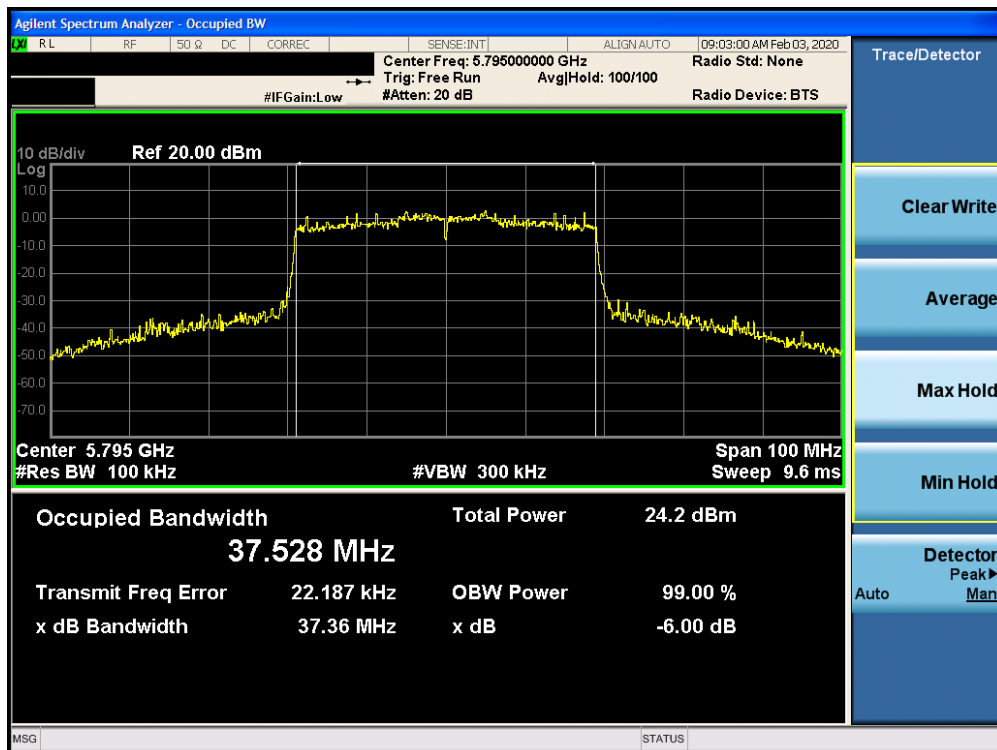


Plot 7-202. 6dB Bandwidth Plot SISO CORE 1 (40MHz BW 802.11ax Index 17 – RU26 (UNII Band 3) – Ch. 159)

FCC ID: BCGA2229	 MEASUREMENT REPORT (CERTIFICATION)		Approved by: Quality Manager
Test Report S/N: 1C1912170053-09-R1.BCG	Test Dates: 12/10/2019 - 02/12/2020	EUT Type: Tablet Device	Page 122 of 563



Plot 7-203. 6dB Bandwidth Plot SISO CORE 1 (40MHz BW 802.11ax – RU484 (UNII Band 3) – Ch. 151)



Plot 7-204. 6dB Bandwidth Plot SISO CORE 1 (40MHz BW 802.11ax – RU484 (UNII Band 3) – Ch. 159)

FCC ID: BCGA2229		MEASUREMENT REPORT (CERTIFICATION)	Approved by: Quality Manager
Test Report S/N: 1C1912170053-09-R1.BCG	Test Dates: 12/10/2019 - 02/12/2020	EUT Type: Tablet Device	Page 123 of 563

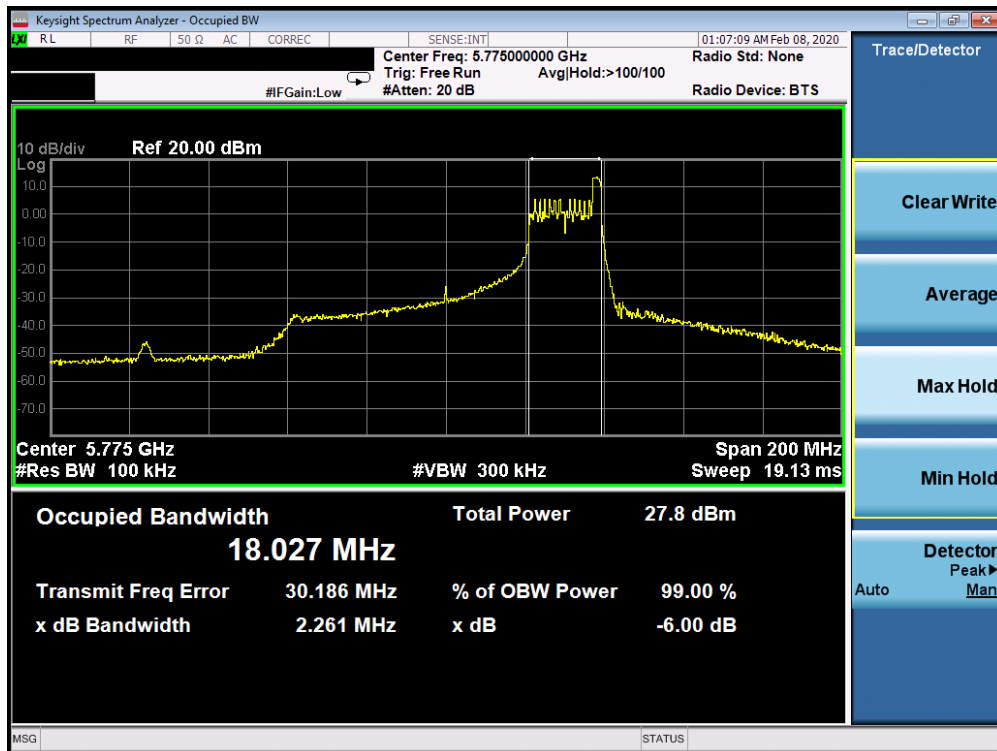


Plot 7-205. 6dB Bandwidth Plot SISO CORE 1 (80MHz BW 802.11ax Index 0 – RU26 (UNII Band 3) – Ch. 155)

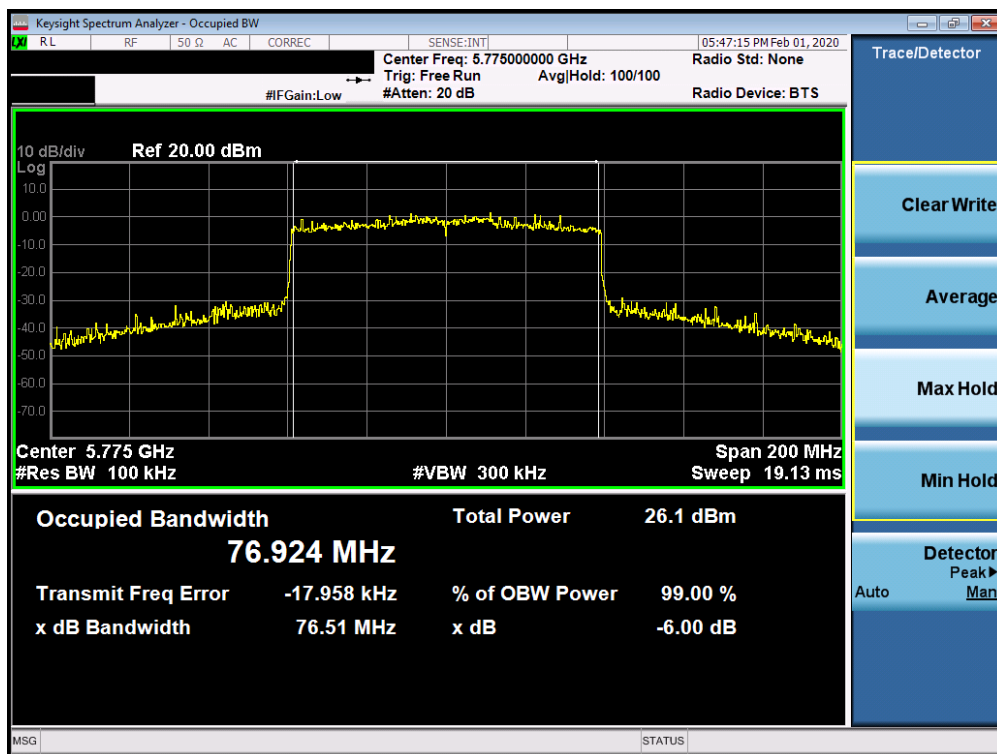


Plot 7-206. 6dB Bandwidth Plot SISO CORE 1 (80MHz BW 802.11ax Index 18 – RU26 (UNII Band 3) – Ch. 155)

FCC ID: BCGA2229		MEASUREMENT REPORT (CERTIFICATION)	Approved by: Quality Manager
Test Report S/N: 1C1912170053-09-R1.BCG	Test Dates: 12/10/2019 - 02/12/2020	EUT Type: Tablet Device	Page 124 of 563



Plot 7-207. 6dB Bandwidth Plot SISO CORE 1 (80MHz BW 802.11ax Index 36 – RU26 (UNII Band 3) – Ch. 155)



Plot 7-208. 6dB Bandwidth Plot SISO CORE 1 (80MHz BW 802.11ax – RU996 (UNII Band 3) – Ch. 155)

FCC ID: BCGA2229		MEASUREMENT REPORT (CERTIFICATION)	Approved by: Quality Manager
Test Report S/N: 1C1912170053-09-R1.BCG	Test Dates: 12/10/2019 - 02/12/2020	EUT Type: Tablet Device	Page 125 of 563

7.4 UNII Output Power Measurement – 802.11ax OFDMA

§15.407(a.1.iv) §15.407(a.2) §15.407(a.3); RSS-247 [6.2]

Test Overview and Limits

A transmitter antenna terminal of the EUT is connected to the input of an RF pulse power sensor. Measurement is made using a broadband average power meter while the EUT is operating at its maximum duty cycle, at its maximum power control level, as defined in ANSI C63.10-2013 and KDB 789033 D02 v02r01, and at the appropriate frequencies.

In the 5.15 – 5.25GHz band, the maximum permissible conducted output power is 250mW (23.98dBm). The maximum e.i.r.p. shall not exceed the lesser of 200 mW or $10 + 10 \log_{10}B$, dBm.

In the 5.25 – 5.35GHz band, the maximum permissible conducted output power is the lesser of 250mW (23.98dBm) or $11 \text{ dBm} + 10\log_{10}(26\text{dB BW}) = 11 \text{ dBm} + 10\log_{10}(18.19) = 24.20\text{dBm}$. The maximum e.i.r.p. shall not exceed the lesser of 1.0 W or $17 + 10 \log_{10}B$, dBm.

In the 5.47 – 5.725GHz band, the maximum permissible conducted output power is the lesser of 250mW (23.98dBm) or $11 \text{ dBm} + 10\log_{10}(26\text{dB BW}) = 11 \text{ dBm} + 10\log_{10}(18.16) = 23.59\text{dBm}$. The maximum e.i.r.p. shall not exceed the lesser of 1.0 W or $17 + 10 \log_{10}B$, dBm.

In the 5.725 – 5.850GHz band, the maximum permissible conducted output power is 1W (30dBm). The maximum e.i.r.p. is 36 dBm.

Test Procedure Used

ANSI C63.10-2013 – Section 12.3.3.2 Method PM-G
KDB 789033 D02 v02r01 – Section E3)b) Method PM-G
ANSI C63.10-2013 – Section 14.2 Measure-and-Sum Technique
KDB 662911 v02r01 – Section E1) Measure-and-Sum Technique

Test Settings

Average power measurements were performed only when the EUT was transmitting at its maximum power control level using a broadband power meter with a pulse sensor. The power meter implemented triggering and gating capabilities which were set up such that power measurements were recorded only during the ON time of the transmitter. The trace was averaged over 100 traces to obtain the final measured average power.

Test Setup

The EUT and measurement equipment were set up as shown in the diagram below.



Figure 7-3. Test Instrument & Measurement Setup

FCC ID: BCGA2229	 MEASUREMENT REPORT (CERTIFICATION)		Approved by: Quality Manager
Test Report S/N: 1C1912170053-09-R1.BCG	Test Dates: 12/10/2019 - 02/12/2020	EUT Type: Tablet Device	Page 126 of 563



Test Notes

1. All RU's were investigated and RU 26 and fully-loaded RU were reported.
2. Additionally, the highest power among partially-loaded RU's was reported.
3. The "-" shown in the following power tables are used to denote N/A.

FCC ID: BCGA2229	 MEASUREMENT REPORT (CERTIFICATION)		Approved by: Quality Manager
Test Report S/N: 1C1912170053-09-R1.BCG	Test Dates: 12/10/2019 - 02/12/2020	EUT Type: Tablet Device	Page 127 of 563

© 2020 PCTEST

V 9.0 02/01/2019

All rights reserved. Unless otherwise specified, no part of this report may be reproduced or utilized in any part, form or by any means, electronic or mechanical, including photocopying and microfilm, without permission in writing from PCTEST. If you have any questions about this international copyright or have an enquiry about obtaining additional rights to this report or assembly of contents thereof, please contact INFO@PCTEST.COM.

FCC SISO Core 0 Conducted Output Power Measurements (RU26)

Freq [MHz]	Channel	Detector	RU Size	Conducted Power [dBm]			Conducted Power Limit [dBm]	Conducted Power Margin [dB]
				RU Index				
				0	4	8		
5180	36	AVG	26	11.32	11.81	11.98	23.98	-12.00
5200	40	AVG	26	11.00	11.79	11.90	23.98	-12.08
5240	48	AVG	26	11.30	11.80	11.95	23.98	-12.03
5260	52	AVG	26	11.34	11.79	11.90	23.60	-11.70
5300	60	AVG	26	11.39	11.91	12.00	23.60	-11.60
5320	64	AVG	26	11.36	11.84	11.85	23.60	-11.75
5500	100	AVG	26	11.59	11.88	11.69	23.59	-11.71
5520	104	AVG	26	11.56	11.87	11.71	23.59	-11.72
5580	116	AVG	26	11.72	11.97	11.75	23.59	-11.62
5680	136	AVG	26	11.65	11.96	11.76	23.59	-11.63
5700	140	AVG	26	11.74	12.00	11.82	23.59	-11.59
5720	144	AVG	26	11.74	11.94	11.76	23.59	-11.65
5745	149	AVG	26	16.21	16.49	16.34	30.00	-13.51
5785	157	AVG	26	16.11	16.44	16.26	30.00	-13.56
5825	165	AVG	26	16.22	16.50	16.42	30.00	-13.50

Table 7-10. FCC SISO CORE 0 20MHz BW (UNII) Maximum Conducted Output Power (RU26)

Freq [MHz]	Channel	Detector	RU Size	Conducted Power [dBm]			Conducted Power Limit [dBm]	Conducted Power Margin [dB]
				RU Index				
				0	8	17		
5190	38	AVG	26	11.03	11.87	11.49	23.98	-12.11
5230	46	AVG	26	11.45	11.82	11.96	23.98	-12.02
5270	54	AVG	26	11.50	11.77	12.00	23.60	-11.60
5310	62	AVG	26	11.12	11.80	11.83	23.60	-11.77
5510	102	AVG	26	11.50	11.08	11.37	23.59	-12.09
5550	110	AVG	26	11.96	11.83	12.00	23.59	-11.59
5670	134	AVG	26	11.98	11.96	12.00	23.59	-11.59
5710	142	AVG	26	11.92	11.94	12.00	23.59	-11.59
5755	151	AVG	26	16.30	16.15	16.48	30.00	-13.52
5795	159	AVG	26	16.35	16.45	16.48	30.00	-13.52

Table 7-11. FCC SISO CORE 0 40MHz BW (UNII) Maximum Conducted Output Power (RU26)

Freq [MHz]	Channel	Detector	RU Size	Conducted Power [dBm]			Conducted Power Limit [dBm]	Conducted Power Margin [dB]
				RU Index				
				0	18	36		
5210	42	AVG	26	11.62	12.00	11.63	23.98	-11.98
5290	58	AVG	26	10.29	11.00	10.65	23.60	-12.60
5530	106	AVG	26	10.61	10.82	10.42	23.59	-12.77
5690	138	AVG	26	12.00	12.00	11.85	23.59	-11.59
5775	155	AVG	26	16.31	16.45	16.05	30.00	-13.55

Table 7-12. FCC SISO CORE 0 80MHz BW (UNII) Maximum Conducted Output Power (RU26)

FCC ID: BCGA2229	 MEASUREMENT REPORT (CERTIFICATION)		Approved by: Quality Manager
Test Report S/N: 1C1912170053-09-R1.BCG	Test Dates: 12/10/2019 - 02/12/2020	EUT Type: Tablet Device	Page 128 of 563

ISED SISO Core 0 Conducted Output Power Measurements (RU26)

Freq [MHz]	Channel	Detector	RU Size	Conducted Power [dBm]			Conducted Power Limit [dBm]	Conducted Power Margin [dB]	Ant. Gain [dBi]	Max e.i.r.p. [dBm]	Max e.i.r.p. Limit [dBm]	e.i.r.p. Margin [dB]
				RU Index								
				0	4	8						
5180	36	AVG	26	5.31	5.50	5.50	-	-	3.10	8.60	22.62	-14.02
5200	40	AVG	26	5.06	5.49	5.48	-	-	3.10	8.59	22.62	-14.03
5240	48	AVG	26	5.26	5.50	5.50	-	-	3.10	8.60	22.62	-14.02
5260	52	AVG	26	11.34	11.79	11.90	23.60	-11.70	4.20	16.10	29.60	-13.50
5300	60	AVG	26	11.39	11.91	12.00	23.60	-11.60	4.20	16.20	29.60	-13.40
5320	64	AVG	26	11.36	11.84	11.85	23.60	-11.75	4.20	16.05	29.60	-13.55
5500	100	AVG	26	11.59	11.88	11.69	23.59	-11.71	4.10	15.98	29.59	-13.61
5520	104	AVG	26	11.56	11.87	11.71	23.59	-11.72	4.10	15.97	29.59	-13.62
5580	116	AVG	26	11.72	11.97	11.75	23.59	-11.62	4.10	16.07	29.59	-13.52
5680	136	AVG	26	11.65	11.96	11.76	23.59	-11.63	4.10	16.06	29.59	-13.53
5700	140	AVG	26	11.74	12.00	11.82	23.59	-11.59	4.10	16.10	29.59	-13.49
5720	144	AVG	26	11.74	11.94	11.76	23.59	-11.65	4.10	16.04	29.59	-13.55
5745	149	AVG	26	16.21	16.49	16.34	30.00	-13.51	3.80	20.29	-	-
5785	157	AVG	26	16.11	16.44	16.26	30.00	-13.56	3.80	20.24	-	-
5825	165	AVG	26	16.22	16.50	16.42	30.00	-13.50	3.80	20.30	-	-

Table 7-13. ISED SISO CORE 0 20MHz BW (UNII) Maximum Conducted Output Power (RU26)

Freq [MHz]	Channel	Detector	RU Size	Conducted Power [dBm]			Conducted Power Limit [dBm]	Conducted Power Margin [dB]	Ant. Gain [dBi]	Max e.i.r.p. [dBm]	Max e.i.r.p. Limit [dBm]	e.i.r.p. Margin [dB]
				RU Index								
				0	8	17						
5190	38	AVG	26	4.91	5.50	5.27	-	-	3.10	8.60	22.62	-14.02
5230	46	AVG	26	5.17	5.50	5.50	-	-	3.10	8.60	22.62	-14.02
5270	54	AVG	26	11.50	11.77	12.00	23.60	-11.60	4.20	16.20	29.60	-13.40
5310	62	AVG	26	11.12	11.80	11.83	23.60	-11.77	4.20	16.03	29.60	-13.57
5510	102	AVG	26	11.50	11.08	11.37	23.59	-12.09	4.10	15.60	29.59	-13.99
5550	110	AVG	26	11.96	11.83	12.00	23.59	-11.59	4.10	16.10	29.59	-13.49
5670	134	AVG	26	11.98	11.96	12.00	23.59	-11.59	4.10	16.10	29.59	-13.49
5710	142	AVG	26	11.92	11.94	12.00	23.59	-11.59	4.10	16.10	29.59	-13.49
5755	151	AVG	26	16.30	16.15	16.48	30.00	-13.52	3.80	20.28	-	-
5795	159	AVG	26	16.35	16.45	16.48	30.00	-13.52	3.80	20.28	-	-

Table 7-14. ISED SISO CORE 0 40MHz BW (UNII) Maximum Conducted Output Power (RU26)

Freq [MHz]	Channel	Detector	RU Size	Conducted Power [dBm]			Conducted Power Limit [dBm]	Conducted Power Margin [dB]	Ant. Gain [dBi]	Max e.i.r.p. [dBm]	Max e.i.r.p. Limit [dBm]	e.i.r.p. Margin [dB]
				RU Index								
				0	18	36						
5210	42	AVG	26	5.17	5.50	5.16	-	-	3.40	8.90	22.62	-13.72
5290	58	AVG	26	10.29	11.00	10.65	23.60	-12.60	4.20	15.20	29.60	-14.40
5530	106	AVG	26	10.61	10.82	10.42	23.59	-12.77	4.10	14.92	29.59	-14.67
5690	138	AVG	26	12.00	12.00	11.85	23.59	-11.59	4.10	16.10	29.59	-13.49
5775	155	AVG	26	16.31	16.45	16.05	30.00	-13.55	3.80	20.25	-	-

Table 7-15. ISED SISO CORE 0 80MHz BW (UNII) Maximum Conducted Output Power (RU26)

FCC ID: BCGA2229	 MEASUREMENT REPORT (CERTIFICATION)		Approved by: Quality Manager
Test Report S/N: 1C1912170053-09-R1.BCG	Test Dates: 12/10/2019 - 02/12/2020	EUT Type: Tablet Device	Page 129 of 563

FCC SISO Core 0 Conducted Output Power Measurements (Highest Power Among Partially-Loaded RU's)

Freq [MHz]	Channel	Detector	RU Size	Conducted Power [dBm]		Conducted Power Limit [dBm]	Conducted Power Margin [dB]
				RU Index			
				53	54		
5180	36	AVG	106	15.82	15.95	23.98	-8.03
5200	40	AVG	106	16.62	17.00	23.98	-6.98
5240	48	AVG	106	16.62	17.00	23.98	-6.98
5260	52	AVG	106	16.12	16.12	23.60	-7.48
5300	60	AVG	106	15.84	16.25	23.60	-7.35
5320	64	AVG	106	14.30	14.38	23.60	-9.22
5500	100	AVG	106	14.94	14.98	23.59	-8.61
5520	104	AVG	106	14.80	14.96	23.59	-8.63
5580	116	AVG	106	15.00	15.00	23.59	-8.59
5680	136	AVG	106	14.78	14.87	23.59	-8.72
5700	140	AVG	106	12.43	12.48	23.59	-11.11
5720	144	AVG	106	15.00	14.99	23.59	-8.59
5745	149	AVG	106	16.43	16.47	30.00	-13.53
5785	157	AVG	106	16.48	16.42	30.00	-13.52
5825	165	AVG	106	16.46	16.44	30.00	-13.54


Table 7-16. FCC SISO CORE 0 20MHz BW (UNII) Maximum Conducted Output Power (Highest Power Among Partially-Loaded RU's)

Freq [MHz]	Channel	Detector	RU Size	RU Index	Conducted Powers [dBm]	Conducted Power Limit [dBm]	Conducted Power Margin [dB]
5190	38	AVG	242	61	12.81	23.98	-11.17
				62	12.86	23.98	-11.12
5230	46	AVG	242	61	16.79	23.98	-7.19
				62	16.82	23.98	-7.16
5270	54	AVG	242	61	16.24	23.73	-7.49
				62	16.16	23.73	-7.57
5310	62	AVG	242	61	11.96	23.73	-11.77
				62	12.00	23.73	-11.73
5510	102	AVG	242	61	11.47	23.76	-12.29
				62	11.50	23.76	-12.26
5550	110	AVG	242	61	14.82	23.76	-8.94
				62	14.91	23.76	-8.85
5670	134	AVG	242	61	14.87	23.76	-8.89
				62	14.91	23.76	-8.85
5710	142	AVG	106	53	14.88	23.76	-8.88
				54	14.83	23.76	-8.93
				56	14.69	23.76	-9.07
5755	151	AVG	242	61	16.42	30.00	-13.58
				62	16.49	30.00	-13.51
5795	159	AVG	242	61	16.28	30.00	-13.72
				61	16.33	30.00	-13.67

Table 7-17. FCC SISO CORE 0 40MHz BW (UNII) Maximum Conducted Output Power (Highest Power Among Partially-Loaded RU's)

Freq [MHz]	Channel	Detector	RU Size	Conducted Power [dBm]		Conducted Power Limit [dBm]	Conducted Power Margin [dB]
				RU Index			
				65	66		
5210	42	AVG	484	11.82	11.86	23.98	-12.12
5290	58	AVG	484	10.84	10.98	23.60	-12.62
5530	106	AVG	484	10.91	11.00	23.59	-12.59
5690	138	AVG	484	15.00	15.00	23.59	-8.59
5775	155	AVG	484	16.50	16.50	30.00	-13.50

Table 7-18. FCC SISO CORE 0 80MHz BW (UNII) Maximum Conducted Output Power (Highest Power Among Partially-Loaded RU's)

FCC ID: BCGA2229	 MEASUREMENT REPORT (CERTIFICATION)				Approved by: Quality Manager
Test Report S/N: 1C1912170053-09-R1.BCG	Test Dates: 12/10/2019 - 02/12/2020	EUT Type: Tablet Device			Page 130 of 563

ISED SISO Core 0 Conducted Output Power Measurements (Highest Power Among Partially-Loaded RU's)

Freq [MHz]	Channel	Detector	RU Size	Conducted Power [dBm]		Conducted Power Limit [dBm]	Conducted Power Margin [dB]	Ant. Gain [dBi]	Max e.i.r.p. [dBm]	Max e.i.r.p. Limit [dBm]	e.i.r.p. Margin [dB]
				RU Index							
				53	54						
5180	36	AVG	106	11.50	11.50	-	-	3.10	14.60	22.62	-8.02
5200	40	AVG	106	11.32	11.50	-	-	3.10	14.60	22.62	-8.02
5240	48	AVG	106	11.37	11.50	-	-	3.10	14.60	22.62	-8.02
5260	52	AVG	106	16.12	16.12	23.60	-7.48	4.20	20.32	29.60	-9.28
5300	60	AVG	106	15.84	16.25	23.60	-7.35	4.20	20.45	29.60	-9.15
5320	64	AVG	106	14.30	14.38	23.60	-9.22	4.20	18.58	29.60	-11.02
5500	100	AVG	106	14.94	14.98	23.59	-8.61	4.10	19.08	29.59	-10.51
5520	104	AVG	106	14.80	14.96	23.59	-8.63	4.10	19.06	29.59	-10.53
5580	116	AVG	106	15.00	15.00	23.59	-8.59	4.10	19.10	29.59	-10.49
5680	136	AVG	106	14.78	14.87	23.59	-8.72	4.10	18.97	29.59	-10.62
5700	140	AVG	106	12.43	12.48	23.59	-11.11	4.10	16.58	29.59	-13.01
5720	144	AVG	106	15.00	14.99	23.59	-8.59	4.10	19.10	29.59	-10.49
5745	149	AVG	106	16.43	16.47	30.00	-13.53	3.80	20.27	-	-
5785	157	AVG	106	16.48	16.42	30.00	-13.52	3.80	20.28	-	-
5825	165	AVG	106	16.46	16.44	30.00	-13.54	3.80	20.26	-	-

Table 7-19. ISED SISO CORE 0 20MHz BW (UNII) Maximum Conducted Output Power (Highest Power Among Partially-Loaded RU's)

Freq [MHz]	Channel	Detector	RU Size	RU Index	Conducted Powers [dBm]	Conducted Power Limit [dBm]	Conducted Power Margin [dB]	Ant. Gain [dBi]	Max e.i.r.p. [dBm]	Max e.i.r.p. Limit [dBm]	e.i.r.p. Margin [dB]
5190	38	AVG	242	61	12.99	-	-	3.40	16.39	22.77	-6.38
				62	12.96	-	-	3.40	16.36	22.77	-6.41
5230	46	AVG	242	61	14.40	-	-	3.40	17.80	22.77	-4.97
				62	14.48	-	-	3.40	17.88	22.77	-4.89
5270	54	AVG	242	61	16.24	23.73	-7.49	4.00	20.24	29.73	-9.49
				62	16.16	23.73	-7.57	4.00	20.16	29.73	-9.57
5310	62	AVG	242	61	11.96	23.73	-11.77	4.00	15.96	29.73	-13.77
				62	12.00	23.73	-11.73	4.00	16.00	29.73	-13.73
5510	102	AVG	242	61	11.47	23.76	-12.29	4.10	15.57	29.76	-14.19
				62	11.50	23.76	-12.26	4.10	15.60	29.76	-14.16
5550	110	AVG	242	61	14.82	23.76	-8.94	4.10	18.92	29.76	-10.84
				62	14.91	23.76	-8.85	4.10	19.01	29.76	-10.75
5670	134	AVG	242	61	14.87	23.76	-8.89	4.10	18.97	29.76	-10.79
				62	14.91	23.76	-8.85	4.10	19.01	29.76	-10.75
5710	142	AVG	106	53	14.88	23.76	-8.88	4.10	18.98	29.76	-10.78
				54	14.83	23.76	-8.93	4.10	18.93	29.76	-10.83
				56	14.69	23.76	-9.07	4.10	18.79	29.76	-10.97
5755	151	AVG	242	61	16.42	30.00	-13.58	3.80	20.22	-	-
				62	16.49	30.00	-13.51	3.80	20.29	-	-
5795	159	AVG	242	61	16.28	30.00	-13.72	3.80	20.08	-	-
				61	16.33	30.00	-13.67	3.80	20.13	-	-

Table 7-20. ISED SISO CORE 0 40MHz BW (UNII) Maximum Conducted Output Power (Highest Power Among Partially-Loaded RU's)

Freq [MHz]	Channel	Detector	RU Size	Conducted Power [dBm]		Conducted Power Limit [dBm]	Conducted Power Margin [dB]	Ant. Gain [dBi]	Max e.i.r.p. [dBm]	Max e.i.r.p. Limit [dBm]	e.i.r.p. Margin [dB]
				RU Index							
				65	66						
5210	42	AVG	484	12.00	12.00	-	-	3.40	15.40	22.62	-7.22
5290	58	AVG	484	10.84	10.98	23.60	-12.62	4.20	15.18	29.60	-14.42
5530	106	AVG	484	10.91	11.00	23.59	-12.59	4.10	15.10	29.59	-14.49
5690	138	AVG	484	15.00	15.00	23.59	-8.59	4.10	19.10	29.59	-10.49
5775	155	AVG	484	16.50	16.50	30.00	-13.50	3.80	20.30	-	-

Table 7-21. ISED SISO CORE 0 80MHz BW (UNII) Maximum Conducted Output Power (Highest Power Among Partially-Loaded RU's)

FCC ID: BCGA2229	 MEASUREMENT REPORT (CERTIFICATION)		Approved by: Quality Manager
Test Report S/N: 1C1912170053-09-R1.BCG	Test Dates: 12/10/2019 - 02/12/2020	EUT Type: Tablet Device	Page 131 of 563

FCC SISO Core 0 Conducted Output Power Measurements (Fully-loaded RU)

Freq [MHz]	Channel	Detector	RU Size	Conducted Power [dBm]	Conducted Power Limit [dBm]	Conducted Power Margin [dB]
				RU Index		
				61		
5180	36	AVG	242	16.00	23.98	-7.98
5200	40	AVG	242	16.95	23.98	-7.03
5240	48	AVG	242	17.00	23.98	-6.98
5260	52	AVG	242	16.22	23.60	-7.38
5300	60	AVG	242	16.25	23.60	-7.35
5320	64	AVG	242	14.50	23.60	-9.10
5500	100	AVG	242	15.00	23.59	-8.59
5520	104	AVG	242	15.00	23.59	-8.59
5580	116	AVG	242	15.00	23.59	-8.59
5680	136	AVG	242	15.00	23.59	-8.59
5700	140	AVG	242	12.42	23.59	-11.17
5720	144	AVG	242	14.89	23.59	-8.70
5745	149	AVG	242	16.44	30.00	-13.56
5785	157	AVG	242	16.41	30.00	-13.59
5825	165	AVG	242	16.50	30.00	-13.50

Table 7-22. FCC SISO CORE 0 20MHz BW (UNII) Maximum Conducted Output Power (Fully-loaded RU)

Freq [MHz]	Channel	Detector	RU Size	Conducted Power [dBm]	Conducted Power Limit [dBm]	Conducted Power Margin [dB]
				RU Index		
				65		
5190	38	AVG	484	13.00	23.98	-10.98
5230	46	AVG	484	16.94	23.98	-7.04
5270	54	AVG	484	16.18	23.60	-7.42
5310	62	AVG	484	11.92	23.60	-11.68
5510	102	AVG	484	11.40	23.59	-12.19
5550	110	AVG	484	15.00	23.59	-8.59
5670	134	AVG	484	14.99	23.59	-8.60
5710	142	AVG	484	14.99	23.59	-8.60
5755	151	AVG	484	16.46	30.00	-13.54
5795	159	AVG	484	16.42	30.00	-13.58

Table 7-23. FCC SISO CORE 0 40MHz BW (UNII) Maximum Conducted Output Power (Fully-loaded RU)

Freq [MHz]	Channel	Detector	RU Size	Conducted Power [dBm]	Conducted Power Limit [dBm]	Conducted Power Margin [dB]
				RU Index		
				67		
5210	42	AVG	996	11.91	23.98	-12.07
5290	58	AVG	996	11.00	23.60	-12.60
5530	106	AVG	996	10.99	23.59	-12.60
5690	138	AVG	996	14.89	23.59	-8.70
5775	155	AVG	996	16.50	30.00	-13.50

Table 7-24. FCC SISO CORE 0 80MHz BW (UNII) Maximum Conducted Output Power (Fully-loaded RU)

FCC ID: BCGA2229	 MEASUREMENT REPORT (CERTIFICATION)		Approved by: Quality Manager
Test Report S/N: 1C1912170053-09-R1.BCG	Test Dates: 12/10/2019 - 02/12/2020	EUT Type: Tablet Device	Page 132 of 563

ISED SISO Core 0 Conducted Output Power Measurements (Fully-loaded RU)

Freq [MHz]	Channel	Detector	RU Size	Conducted Power [dBm]	Conducted Power Limit [dBm]	Conducted Power Margin [dB]	Ant. Gain [dBi]	Max e.i.r.p. [dBm]	Max e.i.r.p. Limit [dBm]	e.i.r.p. Margin [dB]
				RU Index 61						
5180	36	AVG	242	14.44	-	-	3.10	17.54	22.62	-5.08
5200	40	AVG	242	14.49	-	-	3.10	17.59	22.62	-5.03
5240	48	AVG	242	14.50	-	-	3.10	17.60	22.62	-5.02
5260	52	AVG	242	16.22	23.60	-7.38	4.20	20.42	29.60	-9.18
5300	60	AVG	242	16.25	23.60	-7.35	4.20	20.45	29.60	-9.15
5320	64	AVG	242	14.50	23.60	-9.10	4.20	18.70	29.60	-10.90
5500	100	AVG	242	15.00	23.59	-8.59	4.10	19.10	29.59	-10.49
5520	104	AVG	242	15.00	23.59	-8.59	4.10	19.10	29.59	-10.49
5580	116	AVG	242	15.00	23.59	-8.59	4.10	19.10	29.59	-10.49
5680	136	AVG	242	15.00	23.59	-8.59	4.10	19.10	29.59	-10.49
5700	140	AVG	242	12.42	23.59	-11.17	4.10	16.52	29.59	-13.07
5720	144	AVG	242	14.89	23.59	-8.70	4.10	18.99	29.59	-10.60
5745	149	AVG	242	16.44	30.00	-13.56	3.80	20.24	-	-
5785	157	AVG	242	16.41	30.00	-13.59	3.80	20.21	-	-
5825	165	AVG	242	16.50	30.00	-13.50	3.80	20.30	-	-

Table 7-25. ISED SISO CORE 0 20MHz BW (UNII) Maximum Conducted Output Power (Fully-loaded RU)

Freq [MHz]	Channel	Detector	RU Size	Conducted Power [dBm]	Conducted Power Limit [dBm]	Conducted Power Margin [dB]	Ant. Gain [dBi]	Max e.i.r.p. [dBm]	Max e.i.r.p. Limit [dBm]	e.i.r.p. Margin [dB]
				RU Index 65						
5190	38	AVG	484	12.95	-	-	3.10	16.05	22.62	-6.57
5230	46	AVG	484	16.94	-	-	3.10	20.04	22.62	-2.58
5270	54	AVG	484	16.18	23.60	-7.42	4.20	20.38	29.60	-9.22
5310	62	AVG	484	11.92	23.60	-11.68	4.20	16.12	29.60	-13.48
5510	102	AVG	484	11.40	23.59	-12.19	4.10	15.50	29.59	-14.09
5550	110	AVG	484	15.00	23.59	-8.59	4.10	19.10	29.59	-10.49
5590	118	AVG	484	14.98	23.59	-8.61	4.10	19.08	29.59	-10.51
5670	134	AVG	484	14.99	23.59	-8.60	4.10	19.09	29.59	-10.50
5710	142	AVG	484	14.99	23.59	-8.60	4.10	19.09	29.59	-10.50
5755	151	AVG	484	16.46	30.00	-13.54	3.80	20.26	-	-
5795	159	AVG	484	16.42	30.00	-13.58	3.80	20.22	-	-

Table 7-26. ISED SISO CORE 0 40MHz BW (UNII) Maximum Conducted Output Power (Fully-loaded RU)

Freq [MHz]	Channel	Detector	RU Size	Conducted Power [dBm]	Conducted Power Limit [dBm]	Conducted Power Margin [dB]	Ant. Gain [dBi]	Max e.i.r.p. [dBm]	Max e.i.r.p. Limit [dBm]	e.i.r.p. Margin [dB]
				RU Index 67						
5210	42	AVG	996	12.00	-	-	3.40	15.40	22.62	-7.22
5290	58	AVG	996	11.00	23.60	-12.60	4.20	15.20	29.60	-14.40
5530	106	AVG	996	10.99	23.59	-12.60	4.10	15.09	29.59	-14.50
5690	138	AVG	996	14.89	23.59	-8.70	4.10	18.99	29.59	-10.60
5775	155	AVG	996	16.50	30.00	-13.50	3.80	20.30	-	-

Table 7-27. ISED SISO CORE 0 80MHz BW (UNII) Maximum Conducted Output Power (Fully-loaded RU)

FCC ID: BCGA2229	 MEASUREMENT REPORT (CERTIFICATION)		Approved by: Quality Manager
Test Report S/N: 1C1912170053-09-R1.BCG	Test Dates: 12/10/2019 - 02/12/2020	EUT Type: Tablet Device	Page 133 of 563

FCC SISO Core 1 Conducted Output Power Measurements (RU26)

Freq [MHz]	Channel	Detector	RU Size	Conducted Power [dBm]			Conducted Power Limit [dBm]	Conducted Power Margin [dB]
				RU Index				
				0	4	8		
5180	36	AVG	26	11.53	11.94	11.87	23.98	-12.04
5200	40	AVG	26	11.55	11.90	11.80	23.98	-12.08
5240	48	AVG	26	11.54	11.96	11.89	23.98	-12.02
5260	52	AVG	26	11.56	11.97	11.85	23.60	-11.63
5300	60	AVG	26	11.52	11.91	11.78	23.60	-11.69
5320	64	AVG	26	11.68	12.00	11.93	23.60	-11.60
5500	100	AVG	26	11.73	12.00	11.87	23.59	-11.59
5520	104	AVG	26	11.68	12.00	11.97	23.59	-11.59
5580	116	AVG	26	11.53	11.90	11.86	23.59	-11.69
5680	136	AVG	26	11.67	12.00	12.00	23.59	-11.59
5700	140	AVG	26	11.56	11.94	11.88	23.59	-11.65
5720	144	AVG	26	11.53	11.91	11.77	23.59	-11.68
5745	149	AVG	26	15.68	15.98	16.00	30.00	-14.00
5785	157	AVG	26	15.66	16.00	15.95	30.00	-14.00
5825	165	AVG	26	15.77	15.99	16.00	30.00	-14.00

Table 7-28. FCC SISO CORE 1 20MHz BW (UNII) Maximum Conducted Output Power (RU26)

Freq [MHz]	Channel	Detector	RU Size	Conducted Power [dBm]			Conducted Power Limit [dBm]	Conducted Power Margin [dB]
				RU Index				
				0	8	17		
5190	38	AVG	26	11.15	11.98	11.34	23.98	-12.00
5230	46	AVG	26	11.74	11.69	11.92	23.98	-12.06
5270	54	AVG	26	11.65	11.76	12.00	23.60	-11.60
5310	62	AVG	26	11.49	11.96	11.92	23.60	-11.64
5510	102	AVG	26	11.25	11.50	11.48	23.59	-12.09
5550	110	AVG	26	11.68	11.86	12.00	23.59	-11.59
5670	134	AVG	26	11.63	11.83	12.00	23.59	-11.59
5710	142	AVG	26	11.72	11.67	11.91	23.59	-11.68
5755	151	AVG	26	15.96	15.96	16.00	30.00	-14.00
5795	159	AVG	26	15.95	16.00	16.00	30.00	-14.00

Table 7-29. FCC SISO CORE 1 40MHz BW (UNII) Maximum Conducted Output Power (RU26)

Freq [MHz]	Channel	Detector	RU Size	Conducted Power [dBm]			Conducted Power Limit [dBm]	Conducted Power Margin [dB]
				RU Index				
				0	18	36		
5210	42	AVG	26	12.00	12.00	11.46	23.98	-11.98
5290	58	AVG	26	10.51	10.82	10.27	23.60	-12.78
5530	106	AVG	26	10.42	10.92	10.38	23.59	-12.67
5690	138	AVG	26	11.42	11.94	11.55	23.59	-11.65
5775	155	AVG	26	15.76	16.00	15.55	30.00	-14.00

Table 7-30. FCC SISO CORE 1 80MHz BW (UNII) Maximum Conducted Output Power (RU26)

FCC ID: BCGA2229	 MEASUREMENT REPORT (CERTIFICATION)		Approved by: Quality Manager
Test Report S/N: 1C1912170053-09-R1.BCG	Test Dates: 12/10/2019 - 02/12/2020	EUT Type: Tablet Device	Page 134 of 563

ISED SISO Core 1 Conducted Output Power Measurements (RU26)

Freq [MHz]	Channel	Detector	RU Size	Conducted Power [dBm]			Conducted Power Limit [dBm]	Conducted Power Margin [dB]	Ant. Gain [dBi]	Max e.i.r.p. [dBm]	Max e.i.r.p. Limit [dBm]	e.i.r.p. Margin [dB]
				RU Index								
				0	4	8						
5180	36	AVG	26	5.49	5.50	5.50	-	-	0.00	5.50	22.62	-17.12
5200	40	AVG	26	5.42	5.50	5.50	-	-	0.00	5.50	22.62	-17.12
5240	48	AVG	26	5.21	5.50	5.27	-	-	0.00	5.50	22.62	-17.12
5260	52	AVG	26	11.56	11.97	11.85	23.60	-11.63	1.60	13.57	29.60	-16.03
5300	60	AVG	26	11.52	11.91	11.78	23.60	-11.69	1.60	13.51	29.60	-16.09
5320	64	AVG	26	11.68	12.00	11.93	23.60	-11.60	1.60	13.60	29.60	-16.00
5500	100	AVG	26	11.73	12.00	11.87	23.59	-11.59	2.60	14.60	29.59	-14.99
5520	104	AVG	26	11.68	12.00	11.97	23.59	-11.59	2.60	14.60	29.59	-14.99
5580	116	AVG	26	11.53	11.90	11.86	23.59	-11.69	2.60	14.50	29.59	-15.09
5680	136	AVG	26	11.67	12.00	12.00	23.59	-11.59	2.60	14.60	29.59	-14.99
5700	140	AVG	26	11.56	11.94	11.88	23.59	-11.65	2.60	14.54	29.59	-15.05
5720	144	AVG	26	11.53	11.91	11.77	23.59	-11.68	2.60	14.51	29.59	-15.08
5745	149	AVG	26	15.68	15.98	16.00	30.00	-14.00	2.50	18.50	-	-
5785	157	AVG	26	15.66	16.00	15.95	30.00	-14.00	2.50	18.50	-	-
5825	165	AVG	26	15.77	15.99	16.00	30.00	-14.00	2.50	18.50	-	-

Table 7-31. ISED SISO CORE 1 20MHz BW (UNII) Maximum Conducted Output Power (RU26)

Freq [MHz]	Channel	Detector	RU Size	Conducted Power [dBm]			Conducted Power Limit [dBm]	Conducted Power Margin [dB]	Ant. Gain [dBi]	Max e.i.r.p. [dBm]	Max e.i.r.p. Limit [dBm]	e.i.r.p. Margin [dB]
				RU Index								
				0	8	17						
5190	38	AVG	26	4.82	5.50	4.95	-	-	0.00	5.50	22.62	-17.12
5230	46	AVG	26	5.32	5.46	5.50	-	-	0.00	5.50	22.62	-17.12
5270	54	AVG	26	11.65	11.76	12.00	23.60	-11.60	1.60	13.60	29.60	-16.00
5310	62	AVG	26	11.49	11.96	11.92	23.60	-11.64	1.60	13.56	29.60	-16.04
5510	102	AVG	26	11.25	11.50	11.48	23.59	-12.09	2.60	14.10	29.59	-15.49
5550	110	AVG	26	11.68	11.86	12.00	23.59	-11.59	2.60	14.60	29.59	-14.99
5590	118	AVG	26	11.65	11.85	12.00	23.59	-11.59	2.60	14.60	29.59	-14.99
5670	134	AVG	26	11.63	11.83	12.00	23.59	-11.59	2.60	14.60	29.59	-14.99
5710	142	AVG	26	11.72	11.67	11.91	23.59	-11.68	2.60	14.51	29.59	-15.08
5755	151	AVG	26	15.96	15.96	16.00	30.00	-14.00	2.50	18.50	-	-
5795	159	AVG	26	15.95	16.00	16.00	30.00	-14.00	2.50	18.50	-	-

Table 7-32. ISED SISO CORE 1 40MHz BW (UNII) Maximum Conducted Output Power (RU26)

Freq [MHz]	Channel	Detector	RU Size	Conducted Power [dBm]			Conducted Power Limit [dBm]	Conducted Power Margin [dB]	Ant. Gain [dBi]	Max e.i.r.p. [dBm]	Max e.i.r.p. Limit [dBm]	e.i.r.p. Margin [dB]
				RU Index								
				0	18	36						
5210	42	AVG	26	4.71	5.42	4.84	-	-	0.00	5.42	22.62	-17.20
5290	58	AVG	26	10.51	10.82	10.27	23.60	-12.78	1.60	12.42	29.60	-17.18
5530	106	AVG	26	10.42	10.92	10.38	23.59	-12.67	2.60	13.52	29.59	-16.07
5690	138	AVG	26	11.42	11.94	11.55	23.59	-11.65	2.60	14.54	29.59	-15.05
5775	155	AVG	26	15.76	16.00	15.55	30.00	-14.00	2.50	18.50	-	-

Table 7-33. ISED SISO CORE 1 80MHz BW (UNII) Maximum Conducted Output Power (RU26)

FCC ID: BCGA2229	 MEASUREMENT REPORT (CERTIFICATION)		Approved by: Quality Manager
Test Report S/N: 1C1912170053-09-R1.BCG	Test Dates: 12/10/2019 - 02/12/2020	EUT Type: Tablet Device	Page 135 of 563

FCC SISO Core 1 Conducted Output Power Measurements (Highest Power Among Partially-Loaded RU's)

Freq [MHz]	Channel	Detector	RU Size	Conducted Power [dBm]		Conducted Power Limit [dBm]	Conducted Power Margin [dB]
				53	54		
5180	36	AVG	106	16.00	16.00	23.98	-7.98
5200	40	AVG	106	17.30	17.44	23.98	-6.54
5240	48	AVG	106	17.39	17.42	23.98	-6.56
5260	52	AVG	106	16.25	16.25	23.60	-7.35
5300	60	AVG	106	16.00	16.19	23.60	-7.41
5320	64	AVG	106	14.41	14.42	23.60	-9.18
5500	100	AVG	106	15.00	14.95	23.59	-8.59
5520	104	AVG	106	15.49	15.61	23.59	-7.98
5580	116	AVG	106	15.62	15.61	23.59	-7.97
5680	136	AVG	106	15.75	15.74	23.59	-7.84
5700	140	AVG	106	12.31	12.50	23.59	-11.09
5720	144	AVG	106	15.70	15.70	23.59	-7.89
5745	149	AVG	106	15.80	16.00	30.00	-14.00
5785	157	AVG	106	15.82	16.00	30.00	-14.00
5825	165	AVG	106	15.89	15.99	30.00	-14.01

Table 7-34. FCC SISO CORE 1 20MHz BW (UNII) Maximum Conducted Output Power (Highest Power Among Partially-Loaded RU's)

Freq [MHz]	Channel	Detector	RU Size	RU Index	Conducted Powers [dBm]	Conducted Power Limit [dBm]	Conducted Power Margin [dB]
5190	38	AVG	242	61	12.88	23.98	-11.10
				62	12.89	23.98	-11.09
5230	46	AVG	242	61	17.25	23.98	-6.73
				62	17.43	23.98	-6.55
5270	54	AVG	242	61	16.21	23.73	-7.52
				62	16.23	23.73	-7.50
5310	62	AVG	242	61	11.95	23.73	-11.78
				62	12.00	23.73	-11.73
5510	102	AVG	242	61	11.41	23.76	-12.35
				62	11.50	23.76	-12.26
5550	110	AVG	242	61	15.66	23.76	-8.10
				62	15.68	23.76	-8.08
5670	134	AVG	242	61	15.50	23.76	-8.26
				62	15.50	23.76	-8.26
5710	142	AVG	106	53	15.51	23.76	-8.25
				54	15.65	23.76	-8.11
				56	15.55	23.76	-8.21
5755	151	AVG	242	61	16.00	30.00	-14.00
				62	16.00	30.00	-14.00
5795	159	AVG	242	61	16.00	30.00	-14.00
				61	15.80	30.00	-14.20

Table 7-35. FCC SISO CORE 1 40MHz BW (UNII) Maximum Conducted Output Power (Highest Power Among Partially-Loaded RU's)

Freq [MHz]	Channel	Detector	RU Size	RU Index	Conducted Powers [dBm]	Conducted Power Limit [dBm]	Conducted Power Margin [dB]
5210	42	AVG	484	65	11.88	23.98	-12.10
				66	11.83	23.98	-12.15
5290	58	AVG	484	65	10.81	23.73	-12.92
				66	10.72	23.73	-13.01
5530	106	AVG	484	65	10.83	23.76	-12.93
				66	11.00	23.76	-12.76
5690	138	AVG	106	53	15.30	23.76	-8.46
				56	15.71	23.76	-8.05
				60	15.44	23.76	-8.32
5775	155	AVG	484	65	15.97	30.00	-14.03
				66	16.00	30.00	-14.00

Table 7-36. FCC SISO CORE 1 80MHz BW (UNII) Maximum Conducted Output Power (Highest Power Among Partially-Loaded RU's)

FCC ID: BCGA2229	 MEASUREMENT REPORT (CERTIFICATION)		Approved by: Quality Manager
Test Report S/N: 1C1912170053-09-R1.BCG	Test Dates: 12/10/2019 - 02/12/2020	EUT Type: Tablet Device	Page 136 of 563

ISED SISO Core 1 Conducted Output Power Measurements (Highest Power Among Partially-Loaded RU's)

Freq [MHz]	Channel	Detector	RU Size	Conducted Power [dBm]		Conducted Power Limit [dBm]	Conducted Power Margin [dB]	Ant. Gain [dBi]	Max e.i.r.p. [dBm]	Max e.i.r.p. Limit [dBm]	e.i.r.p. Margin [dB]
				53	54						
5180	36	AVG	106	11.48	11.50	-	-	0.00	11.50	22.62	-11.12
5200	40	AVG	106	11.43	11.50	-	-	0.00	11.50	22.62	-11.12
5240	48	AVG	106	11.46	11.48	-	-	0.00	11.48	22.62	-11.14
5260	52	AVG	106	16.25	16.25	23.60	-7.35	1.60	17.85	29.60	-11.75
5300	60	AVG	106	16.00	16.19	23.60	-7.41	1.60	17.79	29.60	-11.81
5320	64	AVG	106	14.41	14.42	23.60	-9.18	1.60	16.02	29.60	-13.58
5500	100	AVG	106	15.00	14.95	23.59	-8.59	2.60	17.60	29.59	-11.99
5520	104	AVG	106	15.49	15.61	23.59	-7.98	2.60	18.21	29.59	-11.38
5580	116	AVG	106	15.62	15.61	23.59	-7.97	2.60	18.22	29.59	-11.37
5680	136	AVG	106	15.75	15.74	23.59	-7.84	2.60	18.35	29.59	-11.24
5700	140	AVG	106	12.31	12.50	23.59	-11.09	2.60	15.10	29.59	-14.49
5720	144	AVG	106	15.70	15.70	23.59	-7.89	2.60	18.30	29.59	-11.29
5745	149	AVG	106	15.80	16.00	30.00	-14.00	2.50	18.50	-	-
5785	157	AVG	106	15.82	16.00	30.00	-14.00	2.50	18.50	-	-
5825	165	AVG	106	15.89	15.99	30.00	-14.01	2.50	18.49	-	-

Table 7-37. ISED SISO CORE 1 20MHz BW (UNII) Maximum Conducted Output Power (Highest Power Among Partially-Loaded RU's)

Freq [MHz]	Channel	Detector	RU Size	RU Index	Conducted Powers [dBm]	Conducted Power Limit [dBm]	Conducted Power Margin [dB]	Ant. Gain [dBi]	Max e.i.r.p. [dBm]	Max e.i.r.p. Limit [dBm]	e.i.r.p. Margin [dB]
5190	38	AVG	242	61	13.00	-	-	0.00	13.00	22.77	-9.77
				62	12.90	-	-	0.00	12.90	22.77	-9.87
5230	46	AVG	242	61	14.50	-	-	0.00	14.50	22.77	-8.27
				62	14.48	-	-	0.00	14.48	22.77	-8.29
5270	54	AVG	242	61	16.21	23.73	-7.52	1.60	17.81	29.73	-11.92
				62	16.23	23.73	-7.50	1.60	17.83	29.73	-11.90
5310	62	AVG	242	61	11.95	23.73	-11.78	1.60	13.55	29.73	-16.18
				62	12.00	23.73	-11.73	1.60	13.60	29.73	-16.13
5510	102	AVG	242	61	11.41	23.76	-12.35	2.60	14.01	29.76	-15.75
				62	11.50	23.76	-12.26	2.60	14.10	29.76	-15.66
5550	110	AVG	242	61	15.66	23.76	-8.10	2.60	18.26	29.76	-11.50
				62	15.68	23.76	-8.08	2.60	18.28	29.76	-11.48
5670	134	AVG	242	61	15.50	23.76	-8.26	2.60	18.10	29.76	-11.66
				62	15.50	23.76	-8.26	2.60	18.10	29.76	-11.66
5710	142	AVG	106	53	15.51	23.76	-8.25	2.60	18.11	29.76	-11.65
				54	15.65	23.76	-8.11	2.60	18.25	29.76	-11.51
				56	15.55	23.76	-8.21	2.60	18.15	29.76	-11.61
5755	151	AVG	242	61	16.00	30.00	-14.00	2.50	18.50	-	-
				62	16.00	30.00	-14.00	2.50	18.50	-	-
5795	159	AVG	242	61	16.00	30.00	-14.00	2.50	18.50	-	-
				61	15.80	30.00	-14.20	2.50	18.30	-	-

Table 7-38. ISED SISO CORE 1 40MHz BW (UNII) Maximum Conducted Output Power (Highest Power Among Partially-Loaded RU's)

Freq [MHz]	Channel	Detector	RU Size	RU Index	Conducted Powers [dBm]	Conducted Power Limit [dBm]	Conducted Power Margin [dB]	Ant. Gain [dBi]	Max e.i.r.p. [dBm]	Max e.i.r.p. Limit [dBm]	e.i.r.p. Margin [dB]
5210	42	AVG	484	65	12.00	-	-	0.00	12.00	22.77	-10.77
				66	11.74	-	-	0.00	11.74	22.77	-11.03
5290	58	AVG	484	65	10.81	23.73	-12.92	1.60	12.41	29.73	-17.32
				66	10.72	23.73	-13.01	1.60	12.32	29.73	-17.41
5530	106	AVG	484	65	10.83	23.76	-12.93	2.60	13.43	29.76	-16.33
				66	11.00	23.76	-12.76	2.60	13.60	29.76	-16.16
5690	138	AVG	106	53	15.30	23.76	-8.46	2.60	17.90	29.76	-11.86
				56	15.71	23.76	-8.05	2.60	18.31	29.76	-11.45
				60	15.44	23.76	-8.32	2.60	18.04	29.76	-11.72
5775	155	AVG	484	65	15.97	30.00	-14.03	2.50	18.47	-	-
				66	16.00	30.00	-14.00	2.50	18.50	-	-

Table 7-39. ISED SISO CORE 1 80MHz BW (UNII) Maximum Conducted Output Power (Highest Power Among Partially-Loaded RU's)

FCC ID: BCGA2229	 MEASUREMENT REPORT (CERTIFICATION)				Approved by: Quality Manager
Test Report S/N: 1C1912170053-09-R1.BCG	Test Dates: 12/10/2019 - 02/12/2020	EUT Type: Tablet Device			Page 137 of 563

FCC SISO Core 1 Conducted Output Power Measurements (Fully-loaded RU)

Freq [MHz]	Channel	Detector	RU Size	Conducted Power [dBm]	Conducted Power Limit [dBm]	Conducted Power Margin [dB]
				RU Index		
				61		
5180	36	AVG	242	15.87	23.98	-8.11
5200	40	AVG	242	17.49	23.98	-6.49
5240	48	AVG	242	17.39	23.98	-6.59
5260	52	AVG	242	16.25	23.60	-7.35
5280	56	AVG	242	16.25	23.60	-7.35
5320	64	AVG	242	14.50	23.60	-9.10
5500	100	AVG	242	14.88	23.59	-8.71
5520	104	AVG	242	15.61	23.59	-7.98
5580	116	AVG	242	15.70	23.59	-7.89
5680	136	AVG	242	15.75	23.59	-7.84
5700	140	AVG	242	12.40	23.59	-11.19
5720	144	AVG	242	15.70	23.59	-7.89
5745	149	AVG	242	16.00	30.00	-14.00
5785	157	AVG	242	16.00	30.00	-14.00
5825	165	AVG	242	15.98	30.00	-14.02

Table 7-40. FCC SISO CORE 1 20MHz BW (UNII) Maximum Conducted Output Power (Fully-loaded RU)

Freq [MHz]	Channel	Detector	RU Size	Conducted Power [dBm]	Conducted Power Limit [dBm]	Conducted Power Margin [dB]
				RU Index		
				65		
5190	38	AVG	484	12.88	23.98	-11.10
5230	46	AVG	484	17.49	23.98	-6.49
5270	54	AVG	484	16.25	23.60	-7.35
5310	62	AVG	484	11.95	23.60	-11.65
5510	102	AVG	484	11.50	23.59	-12.09
5550	110	AVG	484	15.72	23.59	-7.87
5670	134	AVG	484	15.46	23.59	-8.13
5710	142	AVG	484	15.74	23.59	-7.85
5755	151	AVG	484	16.00	30.00	-14.00
5795	159	AVG	484	15.95	30.00	-14.05

Table 7-41. FCC SISO CORE 1 40MHz BW (UNII) Maximum Conducted Output Power (Fully-loaded RU)

Freq [MHz]	Channel	Detector	RU Size	Conducted Power [dBm]	Conducted Power Limit [dBm]	Conducted Power Margin [dB]
				RU Index		
				67		
5210	42	AVG	996	11.97	23.98	-12.01
5290	58	AVG	996	10.95	23.60	-12.65
5530	106	AVG	996	10.92	23.59	-12.67
5690	138	AVG	996	15.73	23.59	-7.86
5775	155	AVG	996	16.00	30.00	-14.00

Table 7-42. FCC SISO CORE 1 80MHz BW (UNII) Maximum Conducted Output Power (Fully-loaded RU)

FCC ID: BCGA2229	 MEASUREMENT REPORT (CERTIFICATION)		Approved by: Quality Manager
Test Report S/N: 1C1912170053-09-R1.BCG	Test Dates: 12/10/2019 - 02/12/2020	EUT Type: Tablet Device	Page 138 of 563

ISED SISO Core 1 Conducted Output Power Measurements (Fully-loaded RU)

Freq [MHz]	Channel	Detector	RU Size	Conducted Power [dBm]	Conducted Power Limit [dBm]	Conducted Power Margin [dB]	Ant. Gain [dBi]	Max e.i.r.p. [dBm]	Max e.i.r.p. Limit [dBm]	e.i.r.p. Margin [dB]
				RU Index 61						
5180	36	AVG	242	14.50	-	-	0.00	14.50	22.62	-8.12
5200	40	AVG	242	14.44	-	-	0.00	14.44	22.62	-8.18
5240	48	AVG	242	14.41	-	-	0.00	14.41	22.62	-8.21
5260	52	AVG	242	16.25	23.60	-7.35	1.60	17.85	29.60	-11.75
5280	56	AVG	242	16.25	23.60	-7.35	1.60	17.85	29.60	-11.75
5320	64	AVG	242	14.50	23.60	-9.10	1.60	16.10	29.60	-13.50
5500	100	AVG	242	14.88	23.59	-8.71	2.60	17.48	29.59	-12.11
5520	104	AVG	242	15.61	23.59	-7.98	2.60	18.21	29.59	-11.38
5580	116	AVG	242	15.70	23.59	-7.89	2.60	18.30	29.59	-11.29
5680	136	AVG	242	15.75	23.59	-7.84	2.60	18.35	29.59	-11.24
5700	140	AVG	242	12.40	23.59	-11.19	2.60	15.00	29.59	-14.59
5720	144	AVG	242	15.70	23.59	-7.89	2.60	18.30	29.59	-11.29
5745	149	AVG	242	16.00	30.00	-14.00	2.50	18.50	-	-
5785	157	AVG	242	16.00	30.00	-14.00	2.50	18.50	-	-
5825	165	AVG	242	15.98	30.00	-14.02	2.50	18.48	-	-

Table 7-43. ISED SISO CORE 1 20MHz BW (UNII) Maximum Conducted Output Power (Fully-loaded RU)

Freq [MHz]	Channel	Detector	RU Size	Conducted Power [dBm]	Conducted Power Limit [dBm]	Conducted Power Margin [dB]	Ant. Gain [dBi]	Max e.i.r.p. [dBm]	Max e.i.r.p. Limit [dBm]	e.i.r.p. Margin [dB]
				RU Index 65						
5190	38	AVG	484	13.00	-	-	0.00	13.00	22.62	-9.62
5230	46	AVG	484	16.92	-	-	0.00	16.92	22.62	-5.70
5270	54	AVG	484	16.25	23.60	-7.35	1.60	17.85	29.60	-11.75
5310	62	AVG	484	11.95	23.60	-11.65	1.60	13.55	29.60	-16.05
5510	102	AVG	484	11.50	23.59	-12.09	2.60	14.10	29.59	-15.49
5550	110	AVG	484	15.72	23.59	-7.87	2.60	18.32	29.59	-11.27
5590	118	AVG	484	15.66	23.59	-7.93	2.60	18.26	29.59	-11.33
5670	134	AVG	484	15.46	23.59	-8.13	2.60	18.06	29.59	-11.53
5710	142	AVG	484	15.74	23.59	-7.85	2.60	18.34	29.59	-11.25
5755	151	AVG	484	16.00	30.00	-14.00	2.50	18.50	-	-
5795	159	AVG	484	15.95	30.00	-14.05	2.50	18.45	-	-

Table 7-44. ISED SISO CORE 1 40MHz BW (UNII) Maximum Conducted Output Power (Fully-loaded RU)

Freq [MHz]	Channel	Detector	RU Size	Conducted Power [dBm]	Conducted Power Limit [dBm]	Conducted Power Margin [dB]	Ant. Gain [dBi]	Max e.i.r.p. [dBm]	Max e.i.r.p. Limit [dBm]	e.i.r.p. Margin [dB]
				RU Index 67						
5210	42	AVG	996	12.00	-	-	0.00	12.00	22.62	-10.62
5290	58	AVG	996	10.95	23.60	-12.65	1.60	12.55	29.60	-17.05
5530	106	AVG	996	10.92	23.59	-12.67	2.60	13.52	29.59	-16.07
5690	138	AVG	996	15.73	23.59	-7.86	2.60	18.33	29.59	-11.26
5775	155	AVG	996	16.00	30.00	-14.00	2.50	18.50	-	-

Table 7-45. ISED SISO CORE 1 80MHz BW (UNII) Maximum Conducted Output Power (Fully-loaded RU)

FCC ID: BCGA2229	 MEASUREMENT REPORT (CERTIFICATION)		Approved by: Quality Manager
Test Report S/N: 1C1912170053-09-R1.BCG	Test Dates: 12/10/2019 - 02/12/2020	EUT Type: Tablet Device	Page 139 of 563

FCC CDD/SDM Conducted Output Power Measurements (RU26)

Freq [MHz]	Channel	MODE	Detector	RU Size	Conducted Power [dBm]									Conducted Power Limit [dBm]	Conducted Power Margin [dB]
					RU Index										
					0			4			8				
Core 0	Core 1	Summed	Core 0	Core 1	Summed	Core 0	Core 1	Summed	Core 0	Core 1	Summed				
5180	36	CDD	AVG	26	7.64	7.76	10.71	8.00	8.00	11.01	8.00	7.97	11.00	23.98	-12.98
5200	40	CDD	AVG	26	7.96	7.66	7.65	7.95	8.00	10.99	8.00	8.00	11.01	23.98	-12.97
5240	48	CDD	AVG	26	7.95	7.65	10.81	8.00	8.00	11.01	7.94	7.91	10.94	23.98	-13.04
5260	52	SDM	AVG	26	7.50	7.77	10.65	7.90	8.00	10.96	8.00	8.00	11.01	23.60	-12.59
5300	60	SDM	AVG	26	7.52	7.88	10.71	7.93	8.00	10.98	8.00	7.98	11.00	23.60	-12.60
5320	64	SDM	AVG	26	7.63	7.97	10.81	7.99	8.00	11.01	8.00	7.97	11.00	23.60	-12.60
5500	100	SDM	AVG	26	8.00	7.82	10.92	8.00	8.00	11.01	8.00	8.00	11.01	23.59	-12.58
5520	104	SDM	AVG	26	7.89	7.89	10.90	8.00	8.00	11.01	7.90	8.00	10.96	23.59	-12.63
5580	116	SDM	AVG	26	7.74	7.53	10.65	8.00	8.00	11.01	7.88	7.72	10.81	23.59	-12.78
5680	136	SDM	AVG	26	7.69	7.50	10.61	7.95	7.96	10.97	7.91	7.77	10.85	23.59	-12.74
5700	140	SDM	AVG	26	7.80	7.69	10.76	8.00	8.00	11.01	8.00	7.97	11.00	23.59	-12.60
5720	144	SDM	AVG	26	7.88	7.86	10.88	8.00	8.00	11.01	7.91	8.00	10.97	23.59	-12.63
5745	149	CDD	AVG	26	16.50	16.00	19.27	16.50	15.97	19.25	15.50	15.49	18.51	30.00	-11.49
5785	157	CDD	AVG	26	16.50	16.00	19.27	16.50	15.97	19.25	15.50	15.50	18.51	30.00	-11.49
5825	165	CDD	AVG	26	16.50	16.00	19.27	16.50	15.97	19.25	15.26	15.48	18.38	30.00	-11.62

Table 7-46. FCC CDD/SDM 20MHz BW (UNII) Maximum Conducted Output Power (RU26)

Freq [MHz]	Channel	MODE	Detector	RU Size	Conducted Power [dBm]									Conducted Power Limit [dBm]	Conducted Power Margin [dB]
					RU Index										
					0			8			17				
					Core 0	Core 1	Summed	Core 0	Core 1	Summed	Core 0	Core 1	Summed		
5190	38	CDD	AVG	26	7.26	7.47	10.38	8.00	8.00	11.01	7.84	8.00	10.93	23.98	-12.97
5230	46	CDD	AVG	26	7.16	7.52	10.35	8.00	8.00	11.01	7.87	7.91	10.90	23.98	-12.97
5270	54	SDM	AVG	26	7.26	7.47	10.38	8.00	8.00	11.01	8.00	8.00	11.01	23.60	-12.59
5310	62	SDM	AVG	26	7.52	7.90	10.72	7.90	8.00	10.96	7.80	7.89	10.86	23.60	-12.64
5510	102	SDM	AVG	26	8.00	7.88	10.95	7.95	7.91	10.94	7.91	8.00	10.97	23.59	-12.63
5550	110	SDM	AVG	26	7.90	7.75	10.84	8.00	7.95	10.99	7.87	7.97	10.93	23.59	-12.61
5670	134	SDM	AVG	26	8.00	8.00	11.01	8.00	7.92	10.97	7.89	7.99	10.95	23.59	-12.58
5710	142	SDM	AVG	26	8.00	7.91	10.97	8.00	8.00	11.01	7.81	7.94	10.89	23.59	-12.58
5755	151	CDD	AVG	26	16.50	15.80	19.17	16.50	16.00	19.27	16.41	15.81	19.13	30.00	-10.73
5795	159	CDD	AVG	26	16.48	15.85	19.19	16.50	15.94	19.24	16.40	15.75	19.10	30.00	-10.76

Table 7-47. FCC CDD/SDM 40MHz BW (UNII) Maximum Conducted Output Power (RU26)

Freq [MHz]	Channel	MODE	Detector	RU Size	Conducted Power [dBm]									Conducted Power Limit [dBm]	Conducted Power Margin [dB]
					RU Index										
					0			18			36				
					Core 0	Core 1	Summed	Core 0	Core 1	Summed	Core 0	Core 1	Summed		
5210	42	CDD	AVG	26	7.59	7.08	10.35	8.00	8.00	11.01	7.59	7.08	10.35	23.98	-12.97
5290	58	SDM	AVG	26	7.55	7.50	10.54	8.05	8.00	11.04	7.50	7.43	10.48	23.60	-12.56
5530	106	SDM	AVG	26	7.62	7.25	10.45	7.97	8.00	11.00	7.65	7.25	10.46	23.59	-12.60
5690	138	SDM	AVG	26	7.63	7.42	10.54	7.93	8.00	10.98	7.70	7.42	10.57	23.59	-12.62
5775	155	CDD	AVG	26	13.83	13.67	16.76	13.95	13.93	16.95	13.88	13.74	16.82	30.00	-13.05

Table 7-48. FCC CDD/SDM 80MHz BW (UNII) Maximum Conducted Output Power (RU26)

FCC ID: BCGA2229	 MEASUREMENT REPORT (CERTIFICATION)			Approved by: Quality Manager
Test Report S/N: 1C1912170053-09-R1.BCG	Test Dates: 12/10/2019 - 02/12/2020	EUT Type: Tablet Device		Page 140 of 563

ISED CDD/SDM Conducted Output Power Measurements (RU26)

Freq [MHz]	Channel	MODE	Detector	RU Size	Conducted Power [dBm]									Conducted Power Limit [dBm]	Conducted Power Margin [dB]	Directional Ant. Gain [dBi]	Max e.i.r.p. [dBm]	Max e.i.r.p. Limit [dBm]	e.i.r.p. Margin [dB]
					RU Index														
					0			4			8								
					Core 0	Core 1	Summed	Core 0	Core 1	Summed	Core 0	Core 1	Summed						
5180	36	CDD	AVG	26	1.35	1.61	4.49	1.87	1.94	4.92	1.61	1.82	4.73	-	-	4.70	9.61	22.62	-13.01
5200	40	CDD	AVG	26	1.41	1.69	4.56	1.95	1.98	4.98	1.52	1.76	4.65	-	-	4.70	9.67	22.62	-12.95
5240	48	CDD	AVG	26	1.44	1.65	4.56	1.81	1.95	4.89	1.45	1.86	4.67	-	-	4.70	9.59	22.62	-13.03
5260	52	SDM	AVG	26	7.50	7.77	10.65	7.90	8.00	10.96	8.00	8.00	11.01	23.60	-12.59	3.09	14.10	29.60	-15.50
5300	60	SDM	AVG	26	7.52	7.88	10.71	7.93	8.00	10.98	8.00	7.98	11.00	23.60	-12.60	3.09	14.09	29.60	-15.51
5320	64	SDM	AVG	26	7.63	7.97	10.81	7.99	8.00	11.01	8.00	7.97	11.00	23.60	-12.60	3.09	14.10	29.60	-15.50
5500	100	SDM	AVG	26	8.00	7.82	10.92	8.00	8.00	11.01	8.00	8.00	11.01	23.59	-12.58	3.41	14.42	29.59	-15.17
5520	104	SDM	AVG	26	7.89	7.89	10.90	8.00	8.00	11.01	7.90	8.00	10.96	23.59	-12.63	3.41	14.42	29.59	-15.17
5580	116	SDM	AVG	26	7.74	7.53	10.65	8.00	8.00	11.01	7.88	7.72	10.81	23.59	-12.78	3.41	14.42	29.59	-15.17
5680	136	SDM	AVG	26	7.69	7.50	10.61	7.95	7.96	10.97	7.91	7.77	10.85	23.59	-12.74	3.41	14.38	29.59	-15.21
5700	140	SDM	AVG	26	7.80	7.69	10.76	8.00	8.00	11.01	8.00	7.97	11.00	23.59	-12.60	3.41	14.42	29.59	-15.17
5720	144	SDM	AVG	26	7.88	7.86	10.88	8.00	8.00	11.01	7.91	8.00	10.97	23.59	-12.63	3.41	14.42	29.59	-15.17
5745	149	CDD	AVG	26	16.50	16.00	19.27	16.50	15.97	19.25	15.50	15.49	18.51	30.00	-11.49	6.18	25.45	-	-
5785	157	CDD	AVG	26	16.50	16.00	19.27	16.50	15.97	19.25	15.50	15.50	18.51	30.00	-11.49	6.18	25.45	-	-
5825	165	CDD	AVG	26	16.50	16.00	19.27	16.50	15.97	19.25	15.26	15.48	18.38	30.00	-11.62	6.18	25.45	-	-

Table 7-49. ISED CDD/SDM 20MHz BW (UNII) Maximum Conducted Output Power (RU26)

Freq [MHz]	Channel	MODE	Detector	RU Size	Conducted Power [dBm]												Conducted Power Limit [dBm]	Conducted Power Margin [dB]	Directional Ant. Gain [dBi]	Max e.i.r.p. [dBm]	Max e.i.r.p. Limit [dBm]	e.i.r.p. Margin [dB]
					RU Index																	
					0			8			17											
					Core 0	Core 1	Summed	Core 0	Core 1	Summed	Core 0	Core 1	Summed									
5190	38	CDD	AVG	26	1.44	1.69	4.58	1.86	1.97	4.93	1.63	1.91	4.78	-	-	4.70	9.62	22.59	-12.97			
5230	46	CDD	AVG	26	1.55	1.87	4.72	1.92	1.96	4.95	1.69	1.88	4.80	-	-	4.70	9.65	22.59	-12.94			
5270	54	SDM	AVG	26	7.26	7.47	10.38	8.00	8.00	11.01	8.00	8.00	11.01	23.60	-12.59	3.09	14.10	29.60	-15.50			
5310	62	SDM	AVG	26	7.52	7.90	10.72	7.90	8.00	10.96	7.80	7.89	10.86	23.60	-12.64	3.09	14.05	29.60	-15.55			
5510	102	SDM	AVG	26	8.00	7.88	10.95	7.95	7.91	10.94	7.91	8.00	10.97	23.59	-12.63	3.41	14.38	29.59	-15.21			
5550	110	SDM	AVG	26	7.90	7.75	10.84	8.00	7.95	10.99	7.87	7.97	10.93	23.59	-12.61	3.41	14.40	29.59	-15.19			
5590	118	SDM	AVG	26	7.95	7.91	10.94	7.96	7.93	10.96	7.95	8.00	10.99	23.59	-12.61	3.41	14.40	29.59	-15.19			
5670	134	SDM	AVG	26	8.00	8.00	11.01	8.00	7.92	10.97	7.89	7.99	10.95	23.59	-12.58	3.41	14.42	29.59	-15.17			
5710	142	SDM	AVG	26	8.00	7.91	10.97	8.00	8.00	11.01	7.81	7.94	10.89	23.59	-12.58	3.41	14.42	29.59	-15.17			
5755	151	CDD	AVG	26	16.50	15.80	19.17	16.50	16.00	19.27	16.41	15.81	19.13	30.00	-10.73	6.18	25.45	-	-			
5795	159	CDD	AVG	26	16.48	15.85	19.19	16.50	15.94	19.24	16.40	15.75	19.10	30.00	-10.76	6.18	25.42	-	-			

Table 7-50. ISED CDD/SDM 40MHz BW (UNII) Maximum Conducted Output Power (RU26)

Freq [MHz]	Channel	MODE	Detector	RU Size	Conducted Power [dBm]												Conducted Power Limit [dBm]	Conducted Power Margin [dB]	Directional Ant. Gain [dBi]	Max e.i.r.p. [dBm]	Max e.i.r.p. Limit [dBm]	e.i.r.p. Margin [dB]
					RU Index																	
					0			18			36											
					Core 0	Core 1	Summed	Core 0	Core 1	Summed	Core 0	Core 1	Summed									
5210	42	CDD	AVG	26	1.34	1.62	4.49	1.95	2.00	4.99	1.67	1.84	4.77	-	-	4.88	9.86	22.59	-12.73			
5290	58	SDM	AVG	26	7.55	7.50	10.54	8.05	8.00	11.04	7.50	7.43	10.48	23.60	-12.56	3.09	14.13	29.60	-15.47			
5530	106	SDM	AVG	26	7.62	7.25	10.45	7.97	8.00	11.00	7.65	7.25	10.46	23.59	-12.60	3.41	14.41	29.59	-15.18			
5690	138	SDM	AVG	26	7.63	7.42	10.54	7.93	8.00	10.98	7.70	7.42	10.57	23.59	-12.62	3.41	14.39	29.59	-15.20			
5775	155	CDD	AVG	26	13.83	13.67	16.76	13.95	13.93	16.95	13.88	13.74	16.82	30.00	-13.05	6.18	23.13	-	-			

Table 7-51. ISED CDD/SDM 80MHz BW (UNII) Maximum Conducted Output Power (RU26)

FCC ID: BCGA2229	 MEASUREMENT REPORT (CERTIFICATION)		Approved by: Quality Manager
Test Report S/N: 1C1912170053-09-R1.BCG	Test Dates: 12/10/2019 - 02/12/2020	EUT Type: Tablet Device	Page 141 of 563

FCC CDD/SDM Conducted Output Power Measurements (Highest Power Among Partially-Loaded RU's)

Freq [MHz]	Channel	MODE	Detector	RU Size	Conducted Power [dBm]						Conducted Power Limit [dBm]	Conducted Power Margin [dB]
					RU Index							
					53			54				
					Core 0	Core 1	Summed	Core 0	Core 1	Summed		
5180	36	CDD	AVG	106	14.00	14.00	17.01	14.00	14.00	17.01	23.98	-6.97
5200	40	CDD	AVG	106	13.99	13.91	16.96	14.00	14.00	17.01	23.98	-6.97
5240	48	CDD	AVG	106	13.87	13.98	16.94	13.85	13.91	16.89	23.98	-7.04
5260	52	CDD	AVG	106	13.59	13.67	16.64	13.96	13.84	16.91	23.60	-6.69
5300	60	CDD	AVG	106	13.72	13.77	16.76	14.00	13.98	17.00	23.60	-6.60
5320	64	CDD	AVG	106	13.39	13.56	16.49	13.71	13.73	16.73	23.60	-6.87
5500	100	SDM	AVG	106	14.00	13.82	16.92	14.00	13.98	17.00	23.59	-6.59
5520	104	SDM	AVG	106	13.97	13.79	16.89	14.00	14.00	17.01	23.59	-6.58
5580	116	SDM	AVG	106	14.00	13.92	16.97	14.00	13.95	16.99	23.59	-6.61
5680	136	SDM	AVG	106	13.82	13.76	16.80	13.93	14.00	16.98	23.59	-6.62
5700	140	CDD	AVG	106	10.38	10.21	13.31	10.42	10.40	13.42	23.59	-10.17
5720	144	SDM	AVG	106	14.00	13.95	16.99	13.98	14.00	17.00	23.59	-6.59
5745	149	CDD	AVG	106	16.50	16.00	19.27	16.50	16.00	19.27	30.00	-10.73
5785	157	CDD	AVG	106	16.39	15.82	19.12	16.48	15.94	19.23	30.00	-10.77
5825	165	CDD	AVG	106	16.47	16.00	19.25	16.44	16.00	19.24	30.00	-10.75

Table 7-52. FCC CDD/SDM 20MHz BW (UNII) Maximum Conducted Output Power (Highest Power Among Partially-Loaded RU's)

Freq [MHz]	Channel	Mode	Detector	RU Size	RU Index	Conducted Powers [dBm]			Conducted Power Limit [dBm]	Conducted Power Margin [dB]
						RU Index				
						Core 0	Core 1	Summed		
5190	38	CDD	AVG	242	61	11.90	11.64	14.78	23.98	-9.20
					62	11.84	11.86	14.86	23.98	-9.12
5230	46	CDD	AVG	242	61	16.87	16.92	19.91	23.98	-4.07
					62	16.95	16.91	19.94	23.98	-4.04
5270	54	CDD	AVG	242	61	16.00	15.75	18.89	23.73	-4.85
					62	16.00	15.93	18.98	23.73	-4.76
5310	62	CDD	AVG	242	61	10.50	10.44	13.48	23.73	-10.25
					62	10.50	10.47	13.50	23.73	-10.24
5510	102	CDD	AVG	242	61	9.87	10.50	13.21	23.76	-10.55
					62	10.38	10.50	13.45	23.76	-10.31
5550	110	CDD	AVG	242	61	14.90	15.50	18.22	23.76	-5.54
					62	14.96	15.50	18.25	23.76	-5.51
5670	134	CDD	AVG	242	61	14.00	14.00	17.01	23.76	-6.75
					62	13.85	13.97	16.92	23.76	-6.84
5710	142	SDM	AVG	106	53	14.00	13.68	16.85	23.76	-6.90
					54	14.00	13.81	16.92	23.76	-6.84
					56	13.98	13.87	16.94	23.76	-6.82
5755	151	CDD	AVG	242	61	16.50	16.00	19.27	30.00	-10.73
					62	16.50	16.00	19.27	30.00	-10.73
5795	159	CDD	AVG	242	61	16.42	15.91	19.18	30.00	-10.82
					62	16.40	15.65	19.05	30.00	-10.95

Table 7-53. FCC CDD/SDM 40MHz BW (UNII) Maximum Conducted Output Power (Highest Power Among Partially-Loaded RU's)

Freq [MHz]	Channel	MODE	Detector	RU Size	Conducted Power [dBm]						Conducted Power Limit [dBm]	Conducted Power Margin [dB]
					RU Index							
					65			66				
					Core 0	Core 1	Summed	Core 0	Core 1	Summed		
5210	42	CDD	AVG	484	10.38	10.50	13.45	10.34	10.44	13.40	23.98	-10.53
5290	58	CDD	AVG	484	10.00	9.84	12.93	10.00	9.69	12.86	23.60	-10.67
5530	106	CDD	AVG	484	9.98	9.66	12.83	10.00	9.69	12.86	23.59	-10.73
5690	138	CDD	AVG	484	13.93	14.00	16.98	13.99	14.00	17.01	23.59	-6.59
5775	155	CDD	AVG	484	13.73	13.89	16.82	13.86	13.90	16.89	30.00	-13.11

Table 7-54. FCC CDD/SDM 80MHz BW (UNII) Maximum Conducted Output Power (Highest Power Among Partially-Loaded RU's)

FCC ID: BCGA2229	 MEASUREMENT REPORT (CERTIFICATION)		Approved by: Quality Manager
Test Report S/N: 1C1912170053-09-R1.BCG	Test Dates: 12/10/2019 - 02/12/2020	EUT Type: Tablet Device	Page 142 of 563

ISED CDD/SDM Conducted Output Power Measurements (Highest Power Among Partially-Loaded RU's)

Freq [MHz]	Channel	MODE	Detector	RU Size	Conducted Power [dBm]						Conducted Power Limit [dBm]	Conducted Power Margin [dB]	Directional Ant. Gain [dBi]	Max e.i.r.p. [dBm]	Max e.i.r.p. Limit [dBm]	e.i.r.p. Margin [dB]
					RU Index											
					53			54								
					Core 0	Core 1	Summed	Core 0	Core 1	Summed						
5180	36	CDD	AVG	106	6.72	6.85	9.80	7.00	6.99	10.01	-	-	4.70	4.70	22.62	-17.92
5200	40	CDD	AVG	106	6.43	6.82	9.64	6.87	7.00	9.95	-	-	4.70	4.70	22.62	-17.92
5240	48	CDD	AVG	106	6.70	6.86	9.79	6.85	6.96	9.92	-	-	4.70	4.70	22.62	-17.92
5260	52	CDD	AVG	106	13.59	13.67	16.64	13.96	13.84	16.91	23.60	-6.69	6.01	6.01	29.60	-23.59
5300	60	CDD	AVG	106	13.72	13.77	16.76	14.00	13.98	17.00	23.60	-6.60	6.01	6.01	29.60	-23.59
5320	64	CDD	AVG	106	13.39	13.56	16.49	13.71	13.73	16.73	23.60	-6.87	6.01	6.01	29.60	-23.59
5500	100	SDM	AVG	106	14.00	13.82	16.92	14.00	13.98	17.00	23.59	-6.59	3.41	3.41	29.59	-26.18
5520	104	SDM	AVG	106	13.97	13.79	16.89	14.00	14.00	17.01	23.59	-6.58	3.41	3.41	29.59	-26.18
5580	116	SDM	AVG	106	14.00	13.92	16.97	14.00	13.95	16.99	23.59	-6.61	3.41	3.41	29.59	-26.18
5680	136	SDM	AVG	106	13.82	13.76	16.80	13.93	14.00	16.98	23.59	-6.62	3.41	3.41	29.59	-26.18
5700	140	CDD	AVG	106	10.38	10.21	13.31	10.42	10.40	13.42	23.59	-10.17	6.39	6.39	29.59	-23.20
5720	144	SDM	AVG	106	14.00	13.95	16.99	13.98	14.00	17.00	23.59	-6.59	3.41	3.41	29.59	-26.18
5745	149	CDD	AVG	106	16.50	16.00	19.27	16.50	16.00	19.27	30.00	-10.73	6.18	6.18	-	-
5785	157	CDD	AVG	106	16.39	15.82	19.12	16.48	15.94	19.23	30.00	-10.77	6.18	6.18	-	-
5825	165	CDD	AVG	106	16.47	16.00	19.25	16.44	16.00	19.24	30.00	-10.75	6.18	6.18	-	-

Table 7-55. ISED CDD/SDM 20MHz BW (UNII) Maximum Conducted Output Power (Highest Power Among Partially-Loaded RU's)

Freq [MHz]	Channel	Mode	Detector	RU Size	RU Index	Conducted Powers [dBm]			Conducted Power Limit [dBm]	Conducted Power Margin [dB]	Directional Ant. Gain [dBi]	Max e.i.r.p. [dBm]	Max e.i.r.p. Limit [dBm]	e.i.r.p. Margin [dB]
						RU Index								
						Core 0	Core 1	Summed						
5190	38	CDD	AVG	242	61	9.98	9.74	12.87	-	-	2.02	14.90	22.77	-7.87
					62	9.86	9.90	12.89	-	-	2.02	14.91	22.77	-7.85
5230	46	CDD	AVG	242	61	9.89	9.92	12.92	-	-	2.02	14.94	22.77	-7.83
					62	9.92	9.82	12.88	-	-	2.02	14.91	22.77	-7.86
5270	54	CDD	AVG	242	61	16.00	15.75	18.89	23.73	-4.85	2.96	21.85	29.73	-7.88
					62	16.00	15.93	18.98	23.73	-4.76	2.96	21.94	29.73	-7.80
5310	62	CDD	AVG	242	61	10.50	10.44	13.48	23.73	-10.25	5.89	19.37	29.73	-10.36
					62	10.50	10.47	13.50	23.73	-10.24	5.89	19.39	29.73	-10.35
5510	102	CDD	AVG	242	61	9.87	10.50	13.21	23.76	-10.55	6.39	19.60	29.76	-10.16
					62	10.38	10.50	13.45	23.76	-10.31	6.39	19.84	29.76	-9.91
5550	110	CDD	AVG	242	61	14.90	15.50	18.22	23.76	-5.54	3.41	21.64	29.76	-8.12
					62	14.96	15.50	18.25	23.76	-5.51	3.41	21.66	29.76	-8.09
5670	134	CDD	AVG	242	61	14.00	14.00	17.01	23.76	-6.75	3.41	20.42	29.76	-9.33
					62	13.85	13.97	16.92	23.76	-6.84	3.41	20.34	29.76	-9.42
5710	142	SDM	AVG	106	53	14.00	13.68	16.85	23.76	-6.90	3.41	20.27	29.76	-9.49
					54	14.00	13.81	16.92	23.76	-6.84	3.41	20.33	29.76	-9.43
5755	151	CDD	AVG	242	56	13.98	13.87	16.94	23.76	-6.82	3.41	20.35	29.76	-9.41
					61	16.50	16.00	19.27	30.00	-10.73	3.20	22.47	-	-
5795	159	CDD	AVG	242	62	16.50	16.00	19.27	30.00	-10.73	3.20	22.47	-	-
					61	16.42	15.91	19.18	30.00	-10.82	3.20	22.38	-	-
					62	16.40	15.65	19.05	30.00	-10.95	3.20	22.25	-	-

Table 7-56. ISED CDD/SDM 40MHz BW (UNII) Maximum Conducted Output Power (Highest Power Among Partially-Loaded RU's)

Freq [MHz]	Channel	MODE	Detector	RU Size	Conducted Power [dBm]						Conducted Power Limit	Conducted Power Margin [dB]	Directional Ant. Gain [dBi]	Max e.i.r.p. [dBm]	Max e.i.r.p. Limit [dBm]	e.i.r.p. Margin [dB]
					RU Index											
					65			66								
					Core 0	Core 1	Summed	Core 0	Core 1	Summed						
5210	42	CDD	AVG	484	10.35	10.50	13.45	10.23	10.50	13.40	-	-	4.88	18.33	22.59	-4.26
5290	58	CDD	AVG	484	10.00	9.84	12.93	10.00	9.69	12.86	23.60	-10.67	6.01	18.94	29.60	-10.66
5530	106	CDD	AVG	484	9.98	9.66	12.83	10.00	9.69	12.86	23.59	-10.73	6.39	19.25	29.59	-10.34
5690	138	CDD	AVG	484	13.93	14.00	16.98	13.99	14.00	17.01	23.59	-6.59	6.39	23.40	29.59	-6.19
5775	155	CDD	AVG	484	13.73	13.89	16.82	13.86	13.90	16.89	30.00	-13.11	6.81	23.70	-	-

Table 7-57. ISED CDD/SDM 80MHz BW (UNII) Maximum Conducted Output Power (Highest Power Among Partially-Loaded RU's)

FCC ID: BCGA2229	 MEASUREMENT REPORT (CERTIFICATION)		Approved by: Quality Manager
Test Report S/N: 1C1912170053-09-R1.BCG	Test Dates: 12/10/2019 - 02/12/2020	EUT Type: Tablet Device	Page 143 of 563

FCC CDD/SDM Conducted Output Power Measurements (Fully-loaded RU)

Freq [MHz]	Channel	MODE	Detector	RU Size	Conducted Power [dBm]			Conducted Power Limit [dBm]	Conducted Power Margin [dB]
					RU Index				
					61				
					Core 0	Core 1	Summed		
5180	36	CDD	AVG	242	14.87	15.00	17.95	23.98	-6.03
5200	40	CDD	AVG	242	16.98	17.00	20.00	23.98	-3.98
5240	48	CDD	AVG	242	16.89	16.95	19.93	23.98	-4.05
5260	52	SDM	AVG	242	16.16	16.25	19.22	23.60	-4.38
5300	60	SDM	AVG	242	16.25	16.25	19.26	23.60	-4.34
5320	64	CDD	AVG	242	13.65	13.75	16.71	23.60	-6.89
5500	100	CDD	AVG	242	14.25	14.20	17.24	23.59	-6.36
5520	104	CDD	AVG	242	15.00	15.66	18.35	23.59	-5.24
5550	116	CDD	AVG	242	15.00	15.64	18.34	23.59	-5.25
5680	136	CDD	AVG	242	15.00	15.75	18.40	23.59	-5.19
5700	140	CDD	AVG	242	10.50	10.43	13.48	23.59	-10.12
5720	144	CDD	AVG	242	15.00	15.65	18.35	23.59	-5.24
5745	149	CDD	AVG	242	16.47	15.98	19.24	30.00	-10.76
5785	157	CDD	AVG	242	16.48	16.00	19.26	30.00	-10.74
5825	165	CDD	AVG	242	16.50	16.00	19.27	30.00	-10.73

Table 7-58. FCC CDD/SDM 20MHz BW (UNII) Maximum Conducted Output Power (Fully-loaded RU)

Freq [MHz]	Channel	MODE	Detector	RU Size	Conducted Power [dBm]			Conducted Power Limit [dBm]	Conducted Power Margin [dB]
					RU Index				
					65				
					Core 0	Core 1	Summed		
5190	38	CDD	AVG	484	12.00	12.00	15.01	23.98	-8.97
5230	46	CDD	AVG	484	16.99	17.50	20.26	23.98	-3.72
5270	54	CDD	AVG	484	16.19	16.24	19.23	23.60	-4.37
5310	62	CDD	AVG	484	10.45	10.46	13.47	23.60	-10.13
5510	102	CDD	AVG	484	10.45	10.50	13.49	23.59	-10.11
5550	110	CDD	AVG	484	14.91	15.75	18.36	23.59	-5.23
5670	134	CDD	AVG	484	13.93	13.98	16.97	23.59	-6.63
5710	142	CDD	AVG	484	14.95	15.75	18.38	23.59	-5.21
5755	151	CDD	AVG	484	16.50	15.99	19.26	30.00	-10.74
5795	159	CDD	AVG	484	16.43	15.92	19.19	30.00	-10.81

Table 7-59. FCC CDD/SDM 40MHz BW (UNII) Maximum Conducted Output Power (Fully-loaded RU)

Freq [MHz]	Channel	MODE	Detector	RU Size	Conducted Power [dBm]			Conducted Power Limit [dBm]	Conducted Power Margin [dB]
					RU Index				
					67				
					Core 0	Core 1	Summed		
5210	42	CDD	AVG	996	10.50	10.50	13.51	23.98	-10.47
5290	58	CDD	AVG	996	9.90	10.00	12.96	23.60	-10.64
5530	106	CDD	AVG	996	9.99	10.00	13.01	23.59	-10.59
5690	138	CDD	AVG	996	14.99	15.72	18.38	23.59	-5.21
5775	155	CDD	AVG	996	13.98	13.91	16.96	30.00	-13.04

Table 7-60. FCC CDD/SDM 80MHz BW (UNII) Maximum Conducted Output Power (Fully-loaded RU)

FCC ID: BCGA2229	 MEASUREMENT REPORT (CERTIFICATION)		Approved by: Quality Manager
Test Report S/N: 1C1912170053-09-R1.BCG	Test Dates: 12/10/2019 - 02/12/2020	EUT Type: Tablet Device	Page 144 of 563

ISED CDD/SDM Conducted Output Power Measurements (Fully-loaded RU)

Freq [MHz]	Channel	MODE	Detector	RU Size	Conducted Power [dBm]			Conducted Power Limit [dBm]	Conducted Power Margin [dB]	Directional Ant. Gain [dBi]	Max e.i.r.p. [dBm]	Max e.i.r.p. Limit [dBm]	e.i.r.p. Margin [dB]
					RU Index								
					61								
					Core 0	Core 1	Summed						
5180	36	CDD	AVG	242	9.98	9.91	12.96	-	-	4.70	4.70	22.62	-17.92
5200	40	CDD	AVG	242	9.81	9.98	12.91	-	-	4.70	4.70	22.62	-17.92
5240	48	CDD	AVG	242	9.85	10.00	12.94	-	-	4.70	4.70	22.62	-17.92
5260	52	SDM	AVG	242	16.16	16.25	19.22	23.60	-4.38	3.09	3.09	29.60	-26.51
5300	60	SDM	AVG	242	16.25	16.25	19.26	23.60	-4.34	3.09	3.09	29.60	-26.51
5320	64	CDD	AVG	242	13.65	13.75	16.71	23.60	-6.89	6.01	6.01	29.60	-23.59
5500	100	CDD	AVG	242	14.25	14.20	17.24	23.59	-6.36	6.39	6.39	29.59	-23.20
5520	104	CDD	AVG	242	15.00	15.66	18.35	23.59	-5.24	6.39	6.39	29.59	-23.20
5550	116	CDD	AVG	242	15.00	15.64	18.34	23.59	-5.25	6.39	6.39	29.59	-23.20
5680	136	CDD	AVG	242	15.00	15.75	18.40	23.59	-5.19	6.39	6.39	29.59	-23.20
5700	140	CDD	AVG	242	10.50	10.43	13.48	23.59	-10.12	6.39	6.39	29.59	-23.20
5720	144	CDD	AVG	242	15.00	15.65	18.35	23.59	-5.24	6.39	6.39	29.59	-23.20
5745	149	CDD	AVG	242	16.47	15.98	19.24	30.00	-10.76	6.18	6.18	-	-
5785	157	CDD	AVG	242	16.48	16.00	19.26	30.00	-10.74	6.18	6.18	-	-
5825	165	CDD	AVG	242	16.50	16.00	19.27	30.00	-10.73	6.18	6.18	-	-

Table 7-61. ISED CDD/SDM 20MHz BW (UNII) Maximum Conducted Output Power (Fully-loaded RU)

Freq [MHz]	Channel	MODE	Detector	RU Size	Conducted Power [dBm]			Conducted Power Limit [dBm]	Conducted Power Margin [dB]	Directional Ant. Gain [dBi]	Max e.i.r.p. [dBm]	Max e.i.r.p. Limit [dBm]	e.i.r.p. Margin [dB]
					RU Index								
					65								
					Core 0	Core 1	Summed						
5190	38	CDD	AVG	484	11.89	12.12	15.02	-	-	4.70	19.71	22.59	-2.87
5230	46	CDD	AVG	484	12.42	12.42	15.43	-	-	4.70	20.13	22.59	-2.46
5270	54	CDD	AVG	484	16.19	16.24	19.23	23.60	-4.37	6.01	25.23	29.60	-4.37
5310	62	CDD	AVG	484	10.45	10.46	13.47	23.60	-10.13	6.01	19.47	29.60	-10.13
5510	102	CDD	AVG	484	10.45	10.50	13.49	23.59	-10.11	6.39	19.88	29.59	-9.71
5550	110	CDD	AVG	484	14.91	15.75	18.36	23.59	-5.23	6.39	24.75	29.59	-4.84
5590	118	CDD	AVG	484	14.93	15.71	18.35	23.59	-5.24	6.39	24.74	29.59	-4.85
5670	134	CDD	AVG	484	13.93	13.98	16.97	23.59	-6.63	6.39	23.36	29.59	-6.23
5710	142	CDD	AVG	484	14.95	15.75	18.38	23.59	-5.21	6.39	24.77	29.59	-4.82
5755	151	CDD	AVG	484	16.50	15.99	19.26	30.00	-10.74	6.18	25.45	-	-
5795	159	CDD	AVG	484	16.43	15.92	19.19	30.00	-10.81	6.18	25.38	-	-

Table 7-62. ISED CDD/SDM 40MHz BW (UNII) Maximum Conducted Output Power (Fully-loaded RU)

Freq [MHz]	Channel	MODE	Detector	RU Size	Conducted Power [dBm]			Conducted Power Limit [dBm]	Conducted Power Margin [dB]	Directional Ant. Gain [dBi]	Max e.i.r.p. [dBm]	Max e.i.r.p. Limit [dBm]	e.i.r.p. Margin [dB]
					RU Index								
					67								
					Core 0	Core 1	Summed						
5210	42	CDD	AVG	996	10.45	10.44	13.46	-	-	4.88	18.33	22.59	-4.26
5290	58	CDD	AVG	996	9.90	10.00	12.96	23.60	-10.64	6.01	18.97	29.60	-10.63
5530	106	CDD	AVG	996	9.99	10.00	13.01	23.59	-10.59	6.39	19.40	29.59	-10.19
5690	138	CDD	AVG	996	14.99	15.72	18.38	23.59	-5.21	6.39	24.77	29.59	-4.82
5775	155	CDD	AVG	996	13.98	13.91	16.96	30.00	-13.04	6.81	23.77	-	-

Table 7-63. ISED CDD/SDM 80MHz BW (UNII) Maximum Conducted Output Power (Fully-loaded RU)

FCC ID: BCGA2229	 MEASUREMENT REPORT (CERTIFICATION)		Approved by: Quality Manager
Test Report S/N: 1C1912170053-09-R1.BCG	Test Dates: 12/10/2019 - 02/12/2020	EUT Type: Tablet Device	Page 145 of 563

**Note:**

Per ANSI C63.10-2013 and KDB 662911 v02r01 Section E)1), the conducted powers at Antenna 1 and Antenna 2 were first measured separately during CDD transmission as shown in the section above. The measured values were then summed in linear power units then converted back to dBm.

Per ANSI C63.10-2013 Section 14.4.3, the directional gain is calculated using the following formula, where G_N is the gain of the nth antenna and N_{ANT} , the total number of antennas used.

$$\text{Directional gain} = 10 \log[(10^{G_1/20} + 10^{G_2/20} + \dots + 10^{G_N/20})^2 / N_{ANT}] \text{ dBi}$$

Sample CDD Calculation:

At 5180MHz in 802.11n (20MHz BW) mode, the average conducted output power was measured to be 16.50 dBm for Antenna-1 and 16.39 dBm for Antenna-2.

$$\text{Antenna 1} + \text{Antenna 2} = \text{CDD}$$

$$(16.50 \text{ dBm} + 16.39 \text{ dBm}) = (44.67 \text{ mW} + 43.55 \text{ mW}) = 88.22 \text{ mW} = 19.46 \text{ dBm}$$

Sample e.i.r.p. Calculation:

At 5180MHz in 802.11n (20MHz BW) mode, the average CDD conducted power was calculated to be 19.46 dBm with directional gain of 4.70 dBi.

$$\text{e.i.r.p. (dBm)} = \text{Conducted Power (dBm)} + \text{Ant gain (dBi)}$$

$$19.46 \text{ dBm} + 4.70 \text{ dBi} = 24.16 \text{ dBm}$$

FCC ID: BCGA2229		MEASUREMENT REPORT (CERTIFICATION)	Approved by: Quality Manager
Test Report S/N: 1C1912170053-09-R1.BCG	Test Dates: 12/10/2019 - 02/12/2020	EUT Type: Tablet Device	Page 146 of 563

7.5 Maximum Power Spectral Density – 802.11ax OFDMA

§15.407(a.1.iv) §15.407(a.2) §15.407(a.3); RSS-247 [6.2]

Test Overview and Limit

The spectrum analyzer was connected to the antenna terminal while the EUT was operating at its maximum duty cycle, at its maximum power control level, as defined in ANSI C63.10-2013 and KDB 789033 D02 v02r01, and at the appropriate frequencies. Method SA-1, as defined in ANSI C63.10-2013 and KDB 789033 D02 v02r01, was used to measure the power spectral density.

In the 5.15 – 5.25GHz, 5.25 – 5.35GHz, 5.47 – 5.725GHz bands, the maximum permissible power spectral density is 11dBm/MHz.

In the 5.725 – 5.850GHz band, the maximum permissible power spectral density is 30dBm/500kHz.

Test Procedure Used

ANSI C63.10-2013 – Section 12.3.2.2

KDB 789033 D02 v02r01 – Section F

ANSI C63.10-2013 – Section 14.3.2.2 Measure-and-Sum Technique

KDB 662911 v02r01 – Section E)2) Measure-and-Sum Technique

Test Settings

1. Analyzer was set to the center frequency of the UNII channel under investigation
2. Span was set to encompass the entire emission bandwidth of the signal
3. RBW = 1MHz
4. VBW = 3MHz
5. Number of sweep points $\geq 2 \times (\text{span/RBW})$
6. Sweep time = auto
7. Detector = power averaging (RMS)
8. Trigger was set to free run for all modes
9. Trace was averaged over 100 sweeps
10. The peak search function of the spectrum analyzer was used to find the peak of the spectrum.

Test Setup


The EUT and measurement equipment were set up as shown in the diagram below.



Figure 7-4. Test Instrument & Measurement Setup

Test Notes

Based on preliminary measurements, it was determined that, of all of the partial RU configurations, the RU26 configuration produced the worst case power spectral density measurement for partial loaded case. Therefore, only the RU26 and RU242 data are included in this section.

FCC ID: BCGA2229	 MEASUREMENT REPORT (CERTIFICATION)		Approved by: Quality Manager
Test Report S/N: 1C1912170053-09-R1.BCG	Test Dates: 12/10/2019 - 02/12/2020	EUT Type: Tablet Device	Page 147 of 563

SISO Core 0 Power Spectral Density Measurements

	Frequency [MHz]	Channel No.	802.11 Mode	RU Size	RU Index	Data Rate [Mbps]	Measured Power Density [dBm/MHz]	Max Power Density [dBm/MHz]	Margin [dB]
Band 1	5180	36	ax (20MHz)	26	0	MSC0	10.54	11.0	-0.46
				26	4	MSC0	9.53	11.0	-1.47
				26	8	MSC0	10.64	11.0	-0.36
	5200	40	ax (20MHz)	26	0	MSC0	10.58	11.0	-0.42
				26	4	MSC0	10.35	11.0	-0.65
				26	8	MSC0	10.64	11.0	-0.36
	5240	48	ax (20MHz)	26	0	MSC0	10.39	11.0	-0.61
				26	4	MSC0	9.94	11.0	-1.06
				26	8	MSC0	10.56	11.0	-0.44
	5190	38	ax (40MHz)	26	0	MSC0	9.92	11.0	-1.08
				26	8	MSC0	10.70	11.0	-0.30
				26	17	MSC0	10.47	11.0	-0.53
	5230	46	ax (40MHz)	26	0	MSC0	10.22	11.0	-0.78
				26	8	MSC0	10.34	11.0	-0.66
				26	17	MSC0	10.63	11.0	-0.37
	5210	42	ax (80MHz)	26	0	MSC0	10.51	11.0	-0.49
				26	18	MSC0	9.60	11.0	-1.40
				26	36	MSC0	10.50	11.0	-0.50
Band 2A	5260	52	ax (20MHz)	26	0	MSC0	10.42	11.0	-0.58
				26	4	MSC0	9.76	11.0	-1.24
				26	8	MSC0	10.67	11.0	-0.33
	5280	56	ax (20MHz)	26	0	MSC0	10.24	11.0	-0.76
				26	8	MSC0	10.68	11.0	-0.32
				26	0	MSC0	10.60	11.0	-0.40
	5320	64	ax (20MHz)	26	4	MSC0	10.11	11.0	-0.89
				26	8	MSC0	10.68	11.0	-0.32
				26	0	MSC0	10.16	11.0	-0.84
	5270	54	ax (40MHz)	26	8	MSC0	10.33	11.0	-0.67
				26	17	MSC0	10.81	11.0	-0.19
				26	0	MSC0	9.94	11.0	-1.06
	5310	62	ax (40MHz)	26	8	MSC0	10.48	11.0	-0.52
				26	17	MSC0	10.66	11.0	-0.34
				26	0	MSC0	9.00	11.0	-2.00
	5290	58	ax (80MHz)	26	18	MSC0	8.22	11.0	-2.78
				26	36	MSC0	9.33	11.0	-1.67
				26	0	MSC0	10.52	11.0	-0.48
Band 2C	5500	100	ax (20MHz)	26	4	MSC0	9.96	11.0	-1.04
				26	8	MSC0	10.63	11.0	-0.37
				26	0	MSC0	10.78	11.0	-0.22
	5580	116	ax (20MHz)	26	4	MSC0	9.77	11.0	-1.23
				26	8	MSC0	10.68	11.0	-0.32
				26	0	MSC0	10.54	11.0	-0.46
	5720	144	ax (20MHz)	26	4	MSC0	10.07	11.0	-0.93
				26	8	MSC0	10.82	11.0	-0.18
				26	0	MSC0	10.00	11.0	-1.00
	5510	102	ax (40MHz)	26	8	MSC0	9.76	11.0	-1.24
				26	17	MSC0	10.00	11.0	-1.00
				26	0	MSC0	9.85	11.0	-1.15
	5550	110	ax (40MHz)	26	8	MSC0	9.54	11.0	-1.46
				26	17	MSC0	10.27	11.0	-0.73
				26	0	MSC0	10.73	11.0	-0.27
	5710	142	ax (40MHz)	26	8	MSC0	10.40	11.0	-0.60
				26	17	MSC0	10.72	11.0	-0.28
				26	0	MSC0	9.46	11.0	-1.54
	5530	106	ax (80MHz)	26	18	MSC0	8.63	11.0	-2.37
				26	36	MSC0	9.44	11.0	-1.56
				26	0	MSC0	10.78	11.0	-0.22
	5690	138	ax (80MHz)	26	18	MSC0	9.98	11.0	-1.02
				26	36	MSC0	10.68	11.0	-0.32

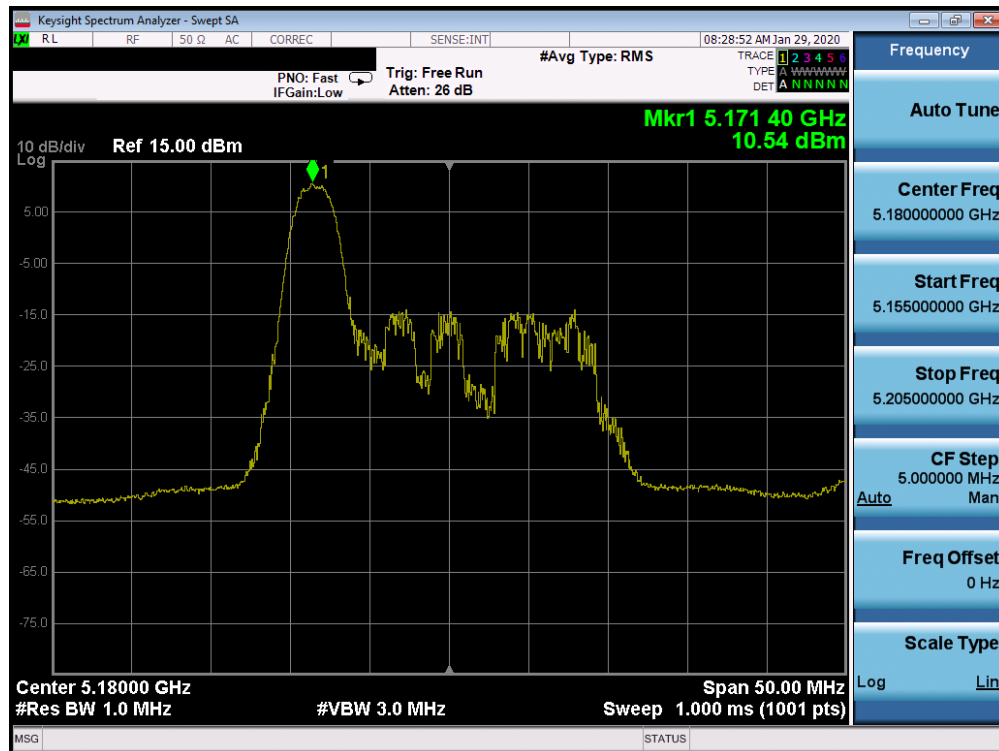
Table 7-64. Bands 1, 2A, 2C Conducted Power Spectral Density Measurements SISO CORE 0 (RU26)

FCC ID: BCGA2229	 MEASUREMENT REPORT (CERTIFICATION)		Approved by: Quality Manager
Test Report S/N: 1C1912170053-09-R1.BCG	Test Dates: 12/10/2019 - 02/12/2020	EUT Type: Tablet Device	Page 148 of 563

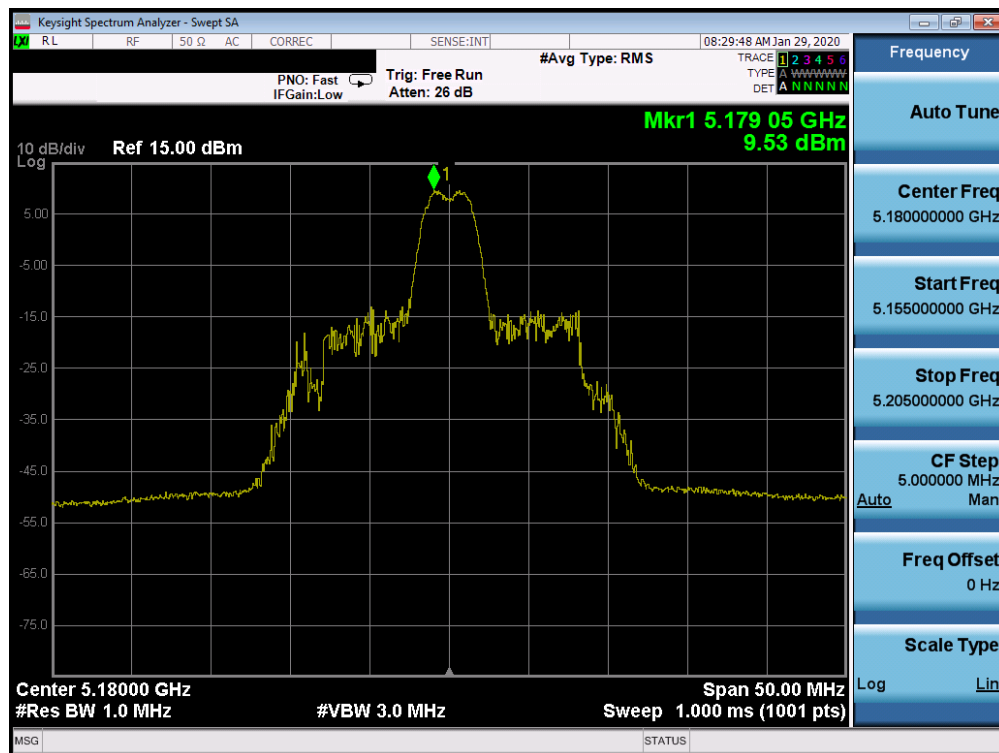
	Frequency [MHz]	Channel No.	802.11 Mode	RU Size	RU Index	Data Rate [Mbps]	Measured Power Density [dBm/MHz]	Max Power Density [dBm/MHz]	Margin [dB]
Band 1	5180	36	ax (20MHz)	242	61	MCS0	6.61	11.0	-4.39
	5200	40	ax (20MHz)	242	61	MCS0	8.29	11.0	-2.71
	5240	48	ax (20MHz)	242	61	MCS0	7.65	11.0	-3.35
	5190	38	ax (40MHz)	484	65	MCS0	0.96	11.0	-10.04
	5230	46	ax (40MHz)	484	65	MCS0	5.06	11.0	-5.94
	5210	42	ax (80MHz)	996	67	MCS0	-2.76	11.0	-13.76
Band 2A	5260	52	ax (20MHz)	242	61	MCS0	6.95	11.0	-4.05
	5280	56	ax (20MHz)	242	61	MCS0	7.00	11.0	-4.00
	5320	64	ax (20MHz)	242	61	MCS0	5.16	11.0	-5.84
	5270	54	ax (40MHz)	484	65	MCS0	4.30	11.0	-6.70
	5310	62	ax (40MHz)	484	65	MCS0	0.26	11.0	-10.74
	5290	58	ax (80MHz)	996	67	MCS0	-3.91	11.0	-14.91
Band 2C	5500	100	ax (20MHz)	242	61	MCS0	5.49	11.0	-5.51
	5580	116	ax (20MHz)	242	61	MCS0	6.06	11.0	-4.94
	5720	144	ax (20MHz)	242	61	MCS0	5.73	11.0	-5.27
	5510	102	ax (40MHz)	484	65	MCS0	-0.49	11.0	-11.49
	5550	110	ax (40MHz)	484	65	MCS0	3.00	11.0	-8.00
	5710	142	ax (40MHz)	484	65	MCS0	3.21	11.0	-7.79
	5530	106	ax (80MHz)	996	67	MCS0	-4.39	11.0	-15.39
	5690	138	ax (80MHz)	996	67	MCS0	0.94	11.0	-10.06

Table 7-65. Bands 1, 2A, 2C Conducted Power Spectral Density Measurements SISO CORE 0 (Fully-loaded RU)

FCC ID: BCGA2229	 MEASUREMENT REPORT (CERTIFICATION)		Approved by: Quality Manager
Test Report S/N: 1C1912170053-09-R1.BCG	Test Dates: 12/10/2019 - 02/12/2020	EUT Type: Tablet Device	Page 149 of 563

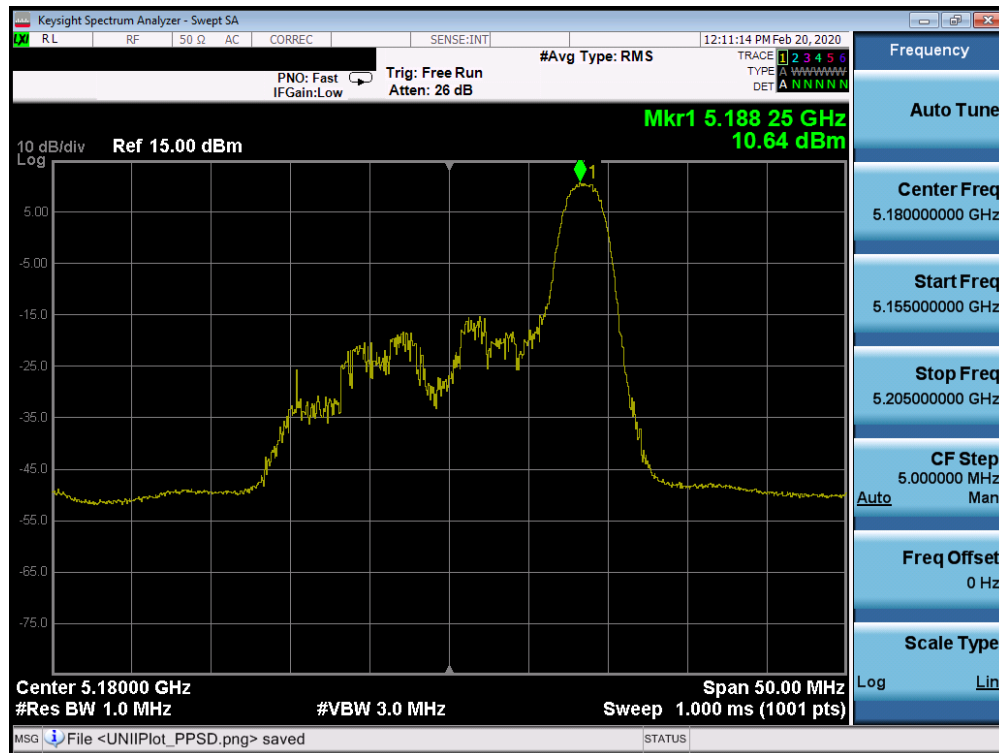


Plot 7-209. Power Spectral Density Plot SISO CORE 0 (20MHz BW 802.11ax Index 0 – RU26 (UNII Band 1) – Ch. 36)

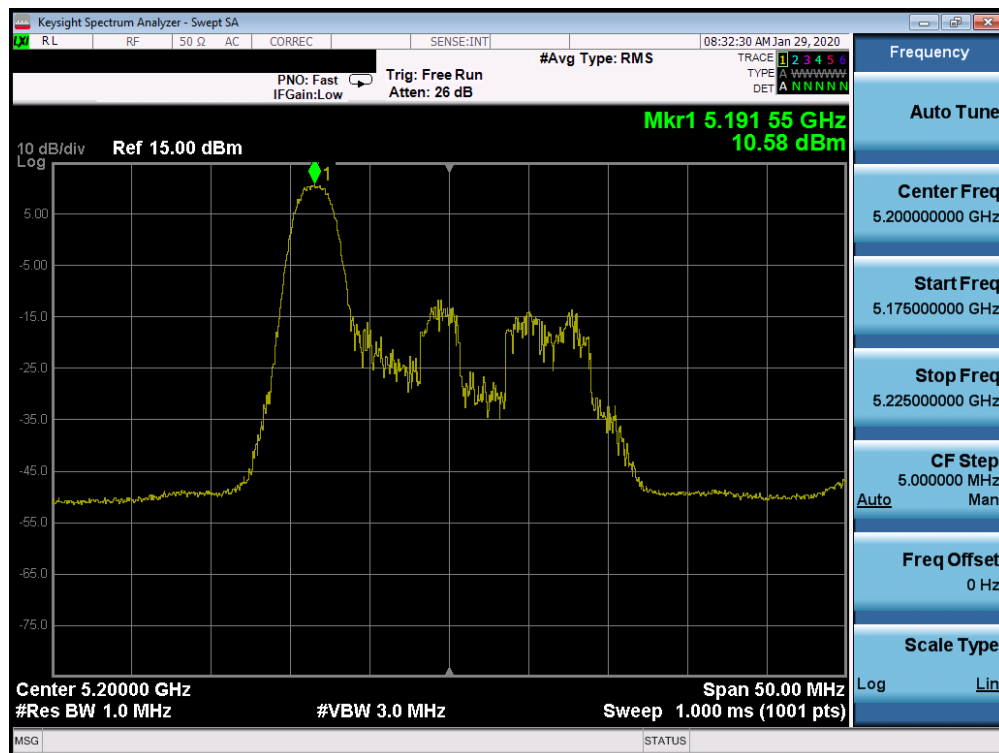


Plot 7-210. Power Spectral Density Plot SISO CORE 0 (20MHz BW 802.11ax Index 4 – RU26 (UNII Band 1) – Ch. 36)

FCC ID: BCGA2229	PCTEST	MEASUREMENT REPORT (CERTIFICATION)	Approved by: Quality Manager
Test Report S/N: 1C1912170053-09-R1.BCG	Test Dates: 12/10/2019 - 02/12/2020	EUT Type: Tablet Device	Page 150 of 563

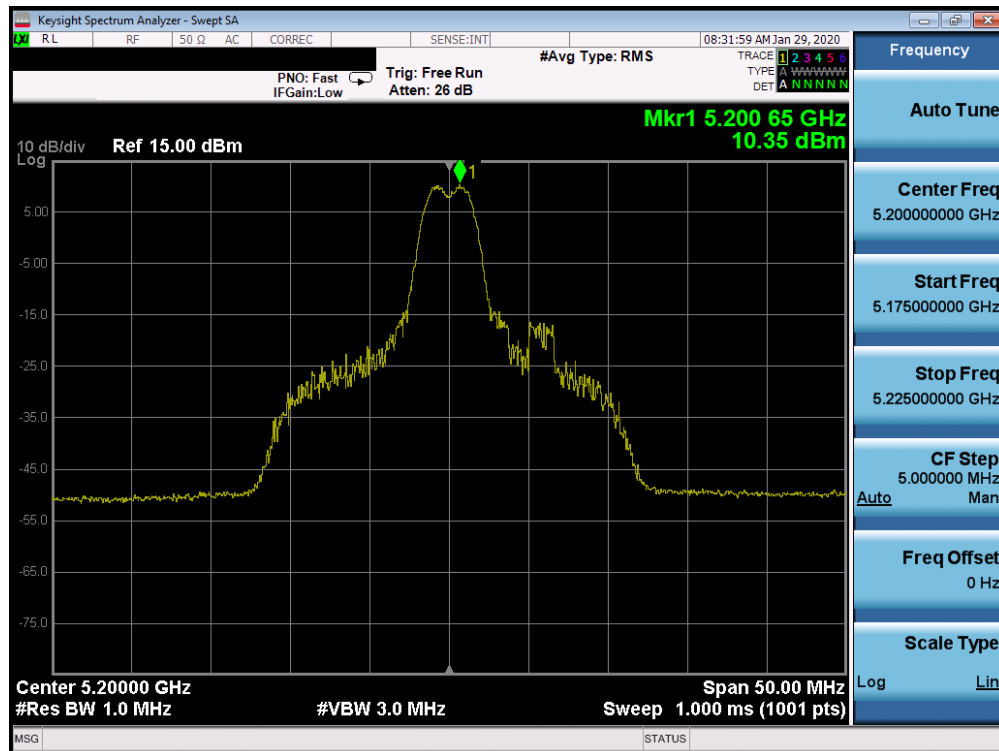


Plot 7-211. Power Spectral Density Plot SISO CORE 0 (20MHz BW 802.11ax Index 8 – RU26 (UNII Band 1) – Ch. 36)

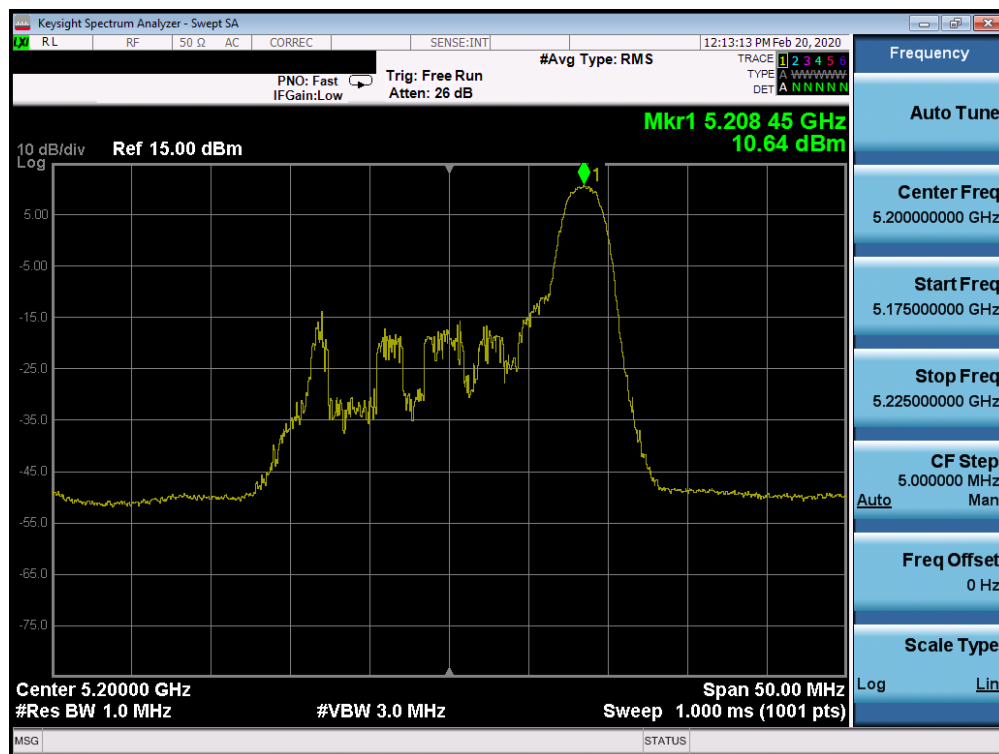


Plot 7-212. Power Spectral Density Plot SISO CORE 0 (20MHz BW 802.11ax Index 0 – RU26 (UNII Band 1) – Ch. 40)

FCC ID: BCGA2229	PCTEST	MEASUREMENT REPORT (CERTIFICATION)	Approved by: Quality Manager
Test Report S/N: 1C1912170053-09-R1.BCG	Test Dates: 12/10/2019 - 02/12/2020	EUT Type: Tablet Device	Page 151 of 563

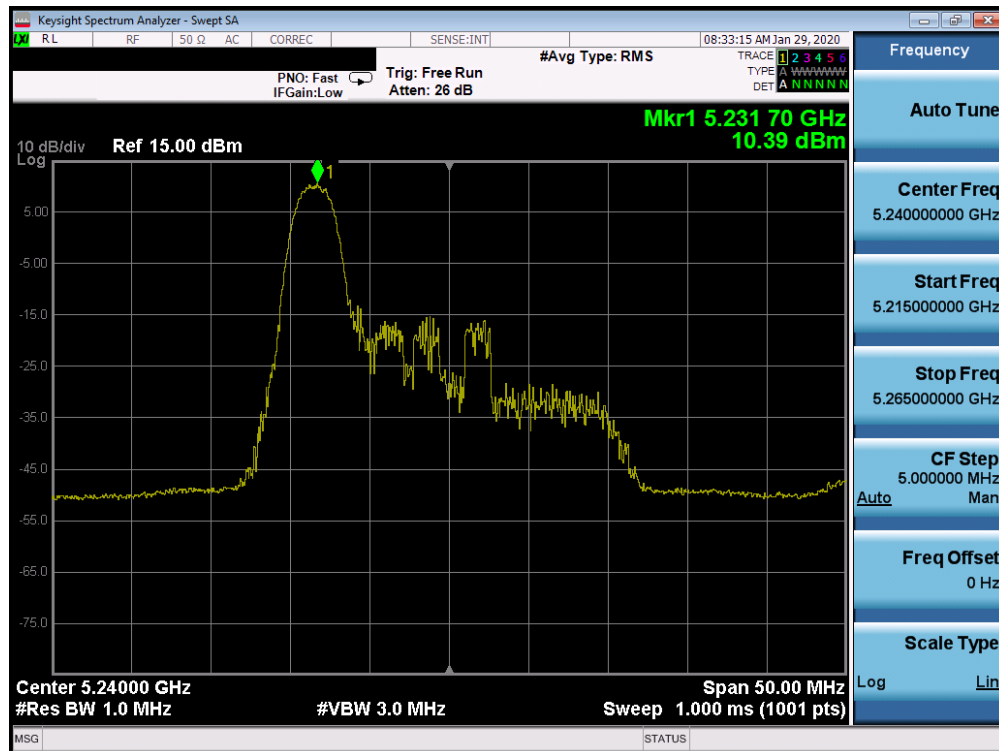


Plot 7-213. Power Spectral Density Plot SISO CORE 0 (20MHz BW 802.11ax Index 4 – RU26 (UNII Band 1) – Ch. 40)

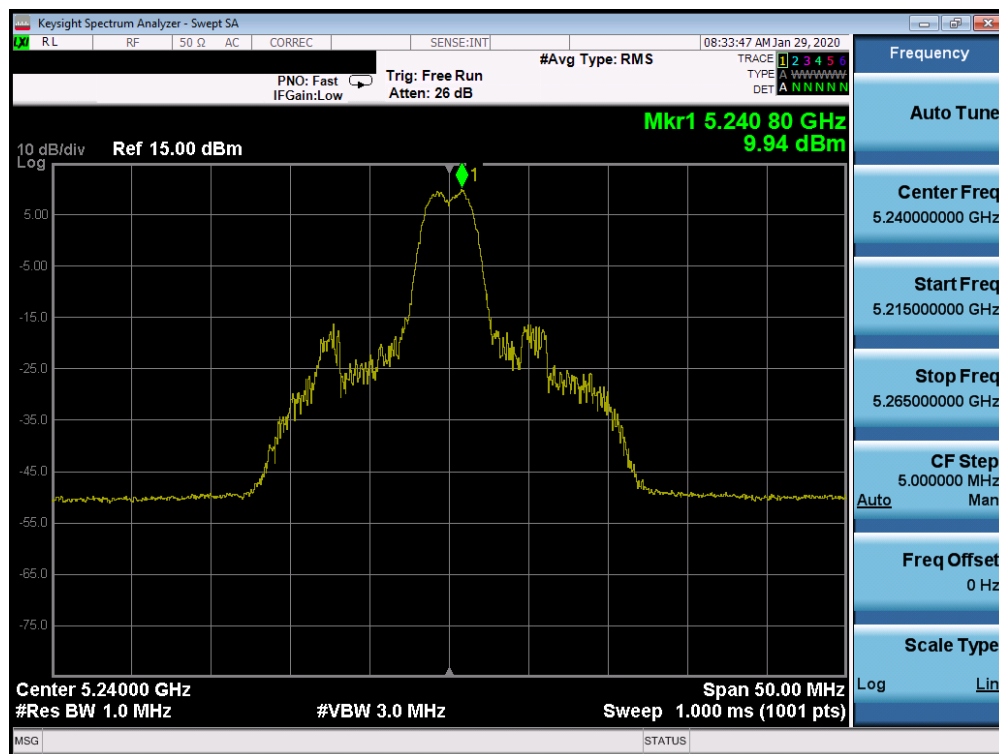


Plot 7-214. Power Spectral Density Plot SISO CORE 0 (20MHz BW 802.11ax Index 8– RU26 (UNII Band 1) – Ch. 40)

FCC ID: BCGA2229	PCTEST	MEASUREMENT REPORT (CERTIFICATION)	Approved by: Quality Manager
Test Report S/N: 1C1912170053-09-R1.BCG	Test Dates: 12/10/2019 - 02/12/2020	EUT Type: Tablet Device	Page 152 of 563

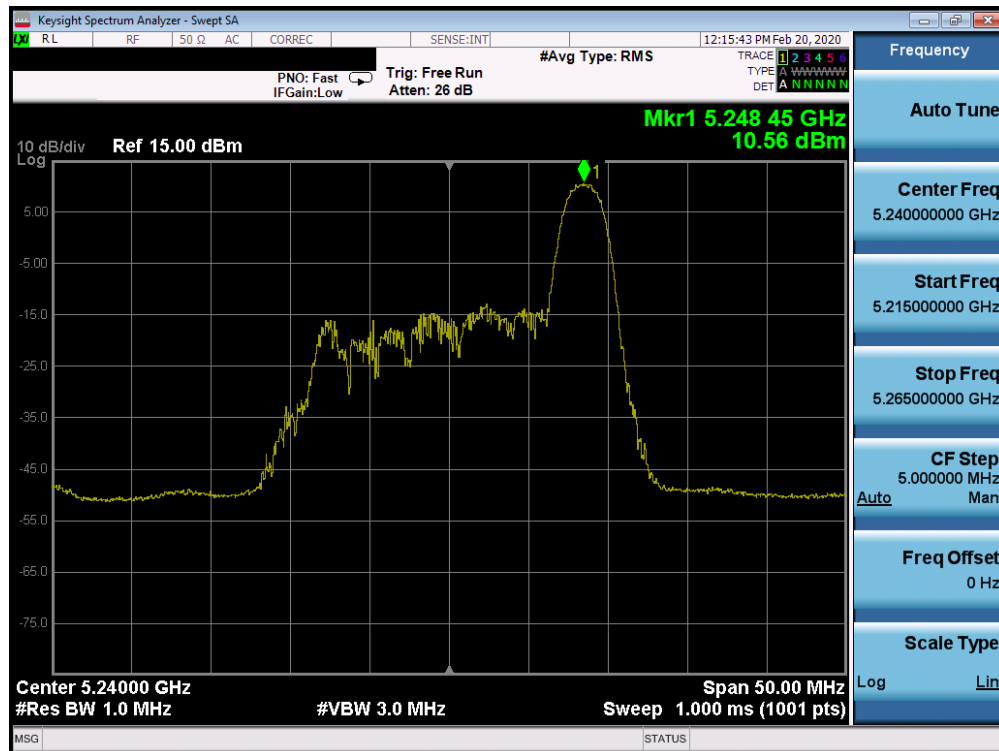


Plot 7-215. Power Spectral Density Plot SISO CORE 0 (20MHz BW 802.11ax Index 0 – RU26 (UNII Band 1) – Ch. 48)

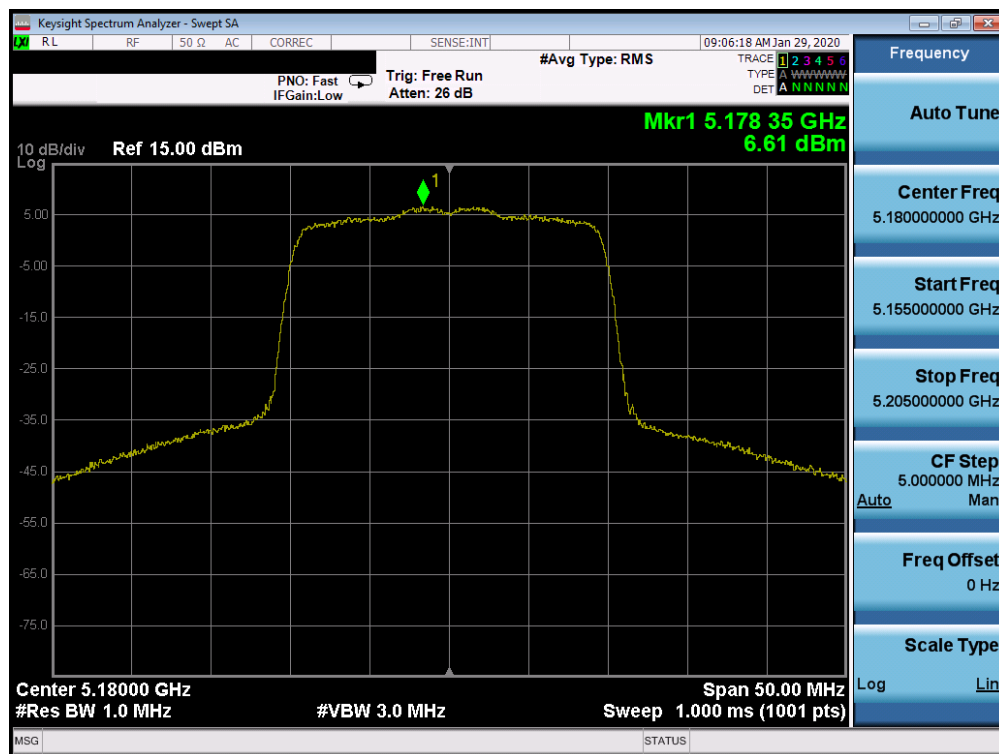


Plot 7-216. Power Spectral Density Plot SISO CORE 0 (20MHz BW 802.11ax Index 4 – RU26 (UNII Band 1) – Ch. 48)

FCC ID: BCGA2229	PCTEST	MEASUREMENT REPORT (CERTIFICATION)	Approved by: Quality Manager
Test Report S/N: 1C1912170053-09-R1.BCG	Test Dates: 12/10/2019 - 02/12/2020	EUT Type: Tablet Device	Page 153 of 563

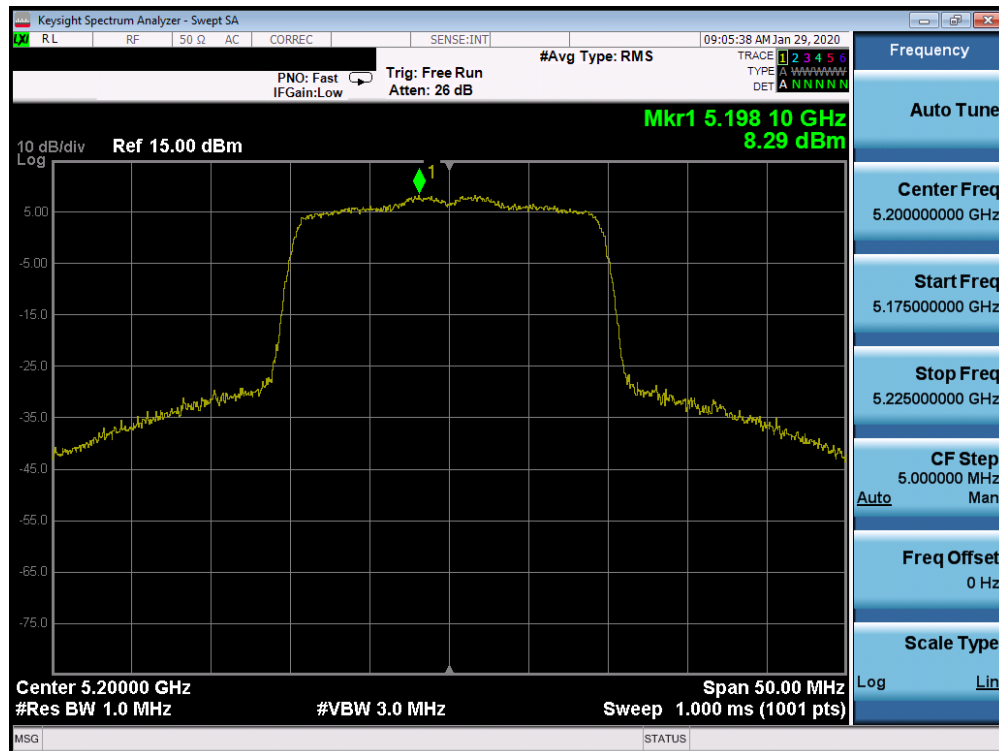


Plot 7-217. Power Spectral Density Plot SISO CORE 0 (20MHz BW 802.11ax Index 8 – RU26 (UNII Band 1) – Ch. 48)

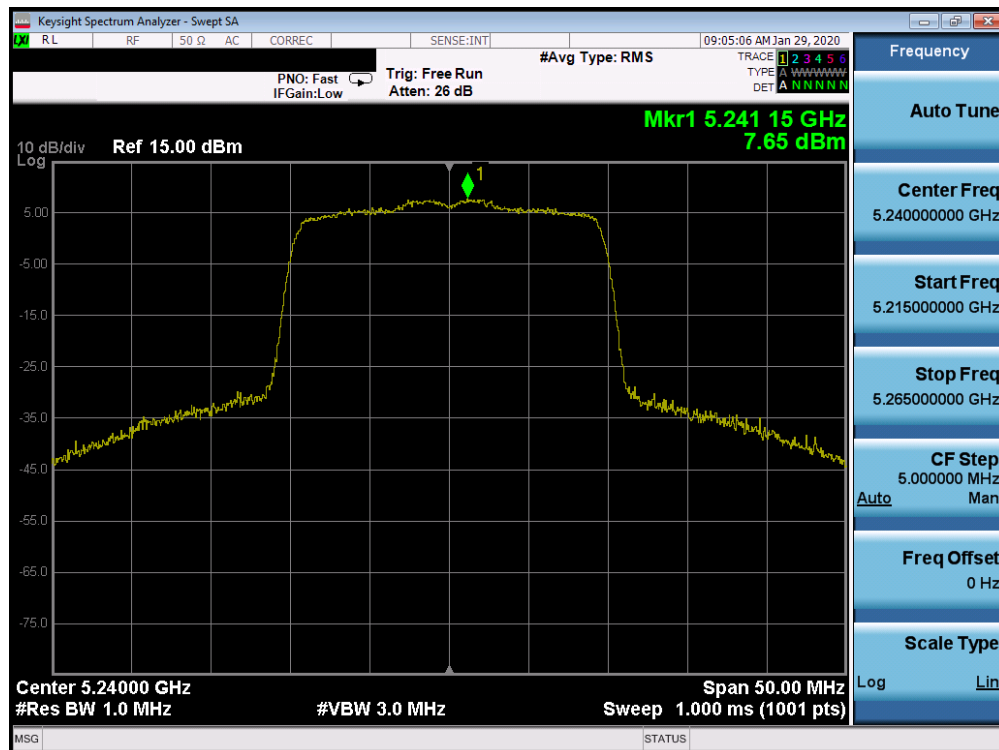


Plot 7-218. Power Spectral Density Plot SISO CORE 0 (20MHz BW 802.11ax– RU242 (UNII Band 1) – Ch. 36)

FCC ID: BCGA2229	PCTEST	MEASUREMENT REPORT (CERTIFICATION)	Approved by: Quality Manager
Test Report S/N: 1C1912170053-09-R1.BCG	Test Dates: 12/10/2019 - 02/12/2020	EUT Type: Tablet Device	Page 154 of 563

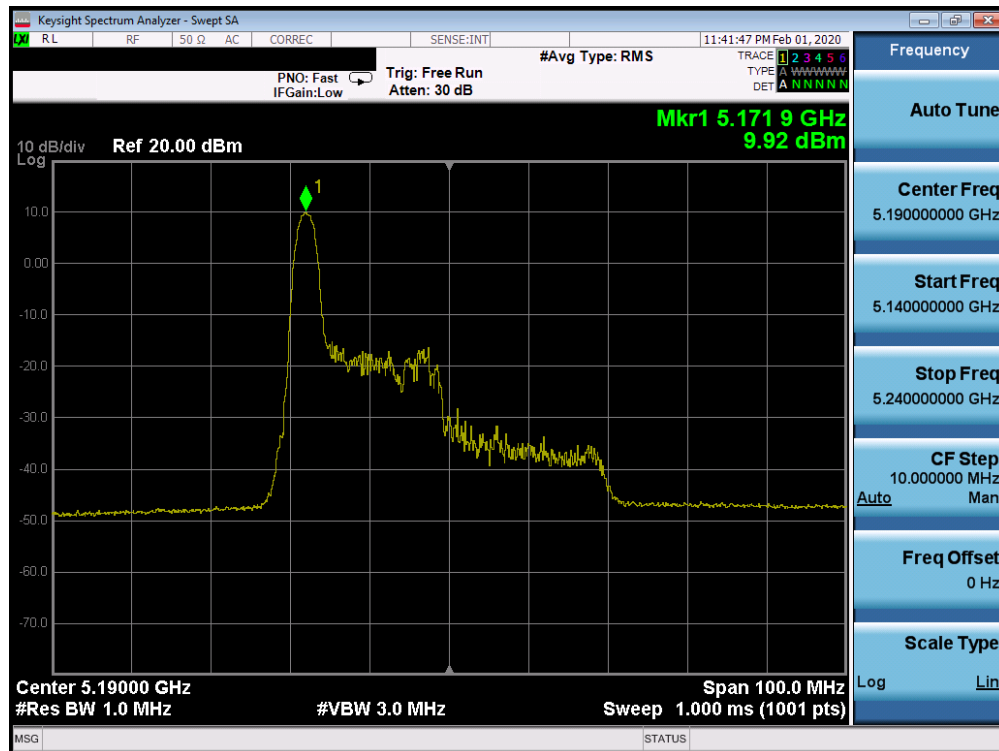


Plot 7-219. Power Spectral Density Plot SISO CORE 0 (20MHz BW 802.11ax- RU242 (UNII Band 1) – Ch. 40)

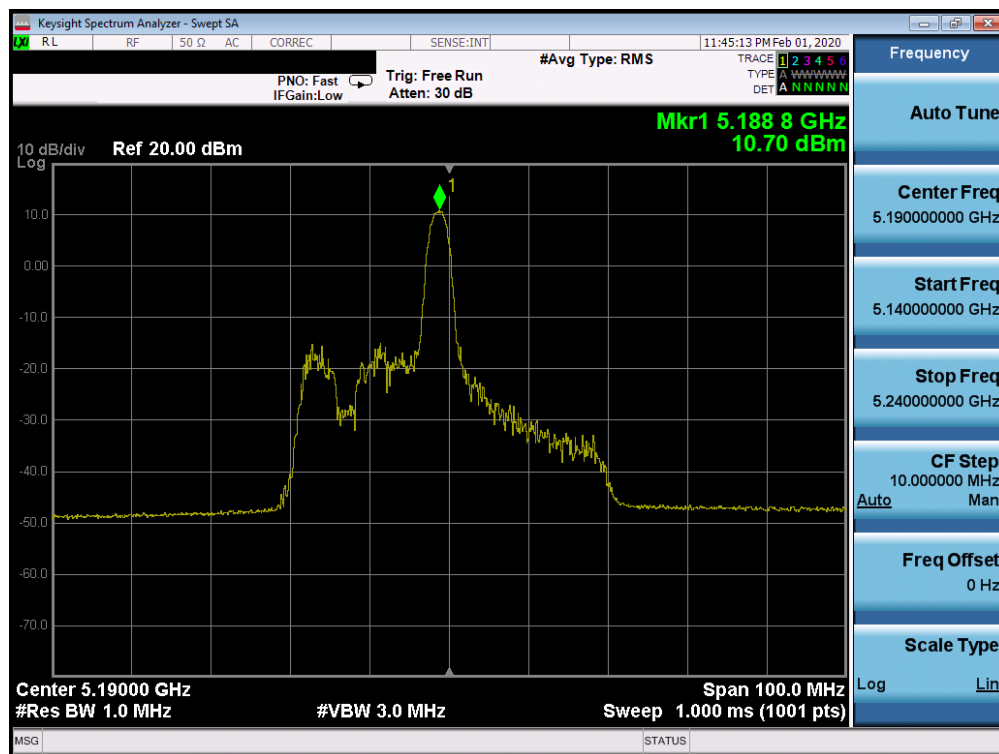


Plot 7-220. Power Spectral Density Plot SISO CORE 0 (20MHz BW 802.11ax- RU242 (UNII Band 1) – Ch. 48)

FCC ID: BCGA2229		MEASUREMENT REPORT (CERTIFICATION)	Approved by: Quality Manager
Test Report S/N: 1C1912170053-09-R1.BCG	Test Dates: 12/10/2019 - 02/12/2020	EUT Type: Tablet Device	Page 155 of 563

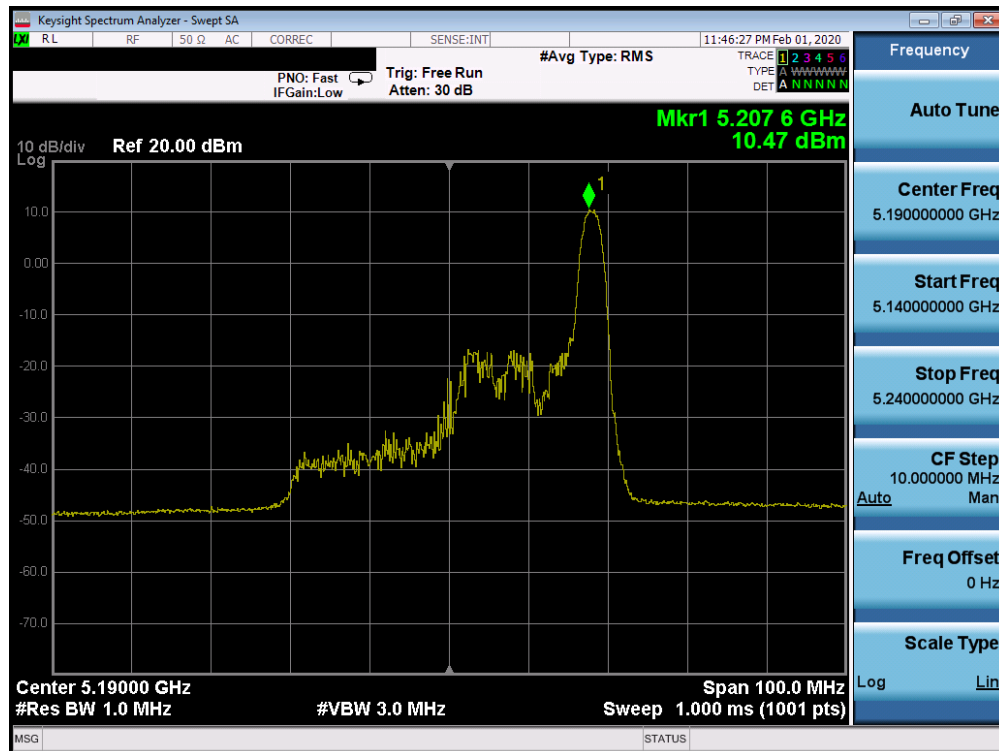


Plot 7-221. Power Spectral Density Plot SISO CORE 0 (40MHz BW 802.11ax Index 0 – RU26 (UNII Band 1) – Ch. 38)

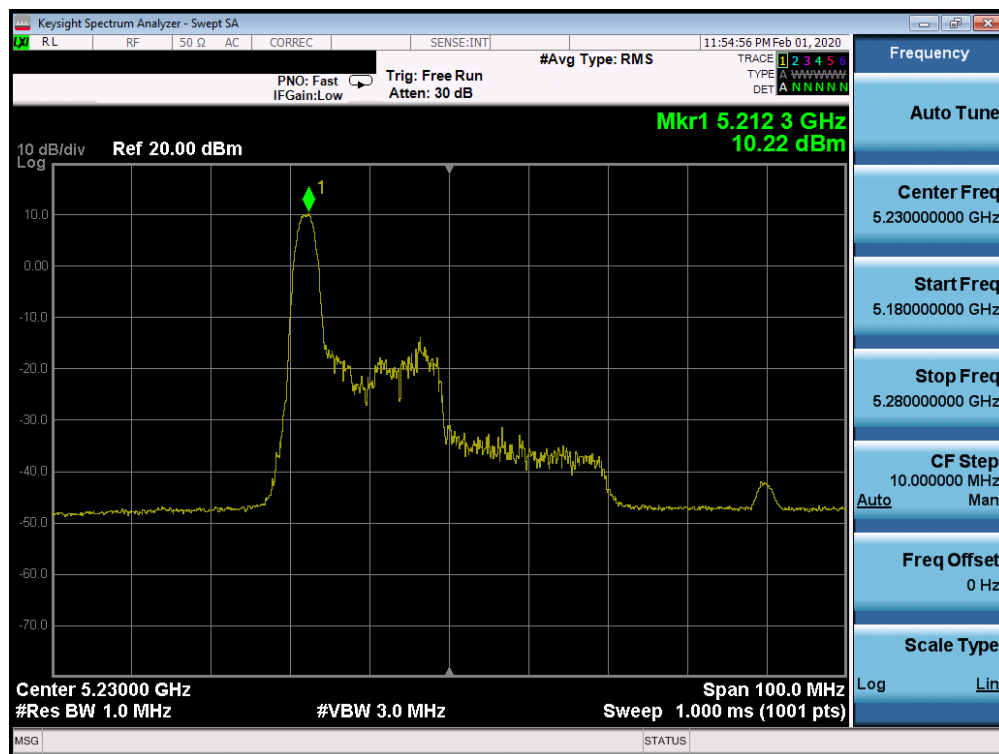


Plot 7-222. Power Spectral Density Plot SISO CORE 0 (40MHz BW 802.11ax Index 8 – RU26 (UNII Band 1) – Ch. 38)

FCC ID: BCGA2229	PCTEST	MEASUREMENT REPORT (CERTIFICATION)	Approved by: Quality Manager
Test Report S/N: 1C1912170053-09-R1.BCG	Test Dates: 12/10/2019 - 02/12/2020	EUT Type: Tablet Device	Page 156 of 563

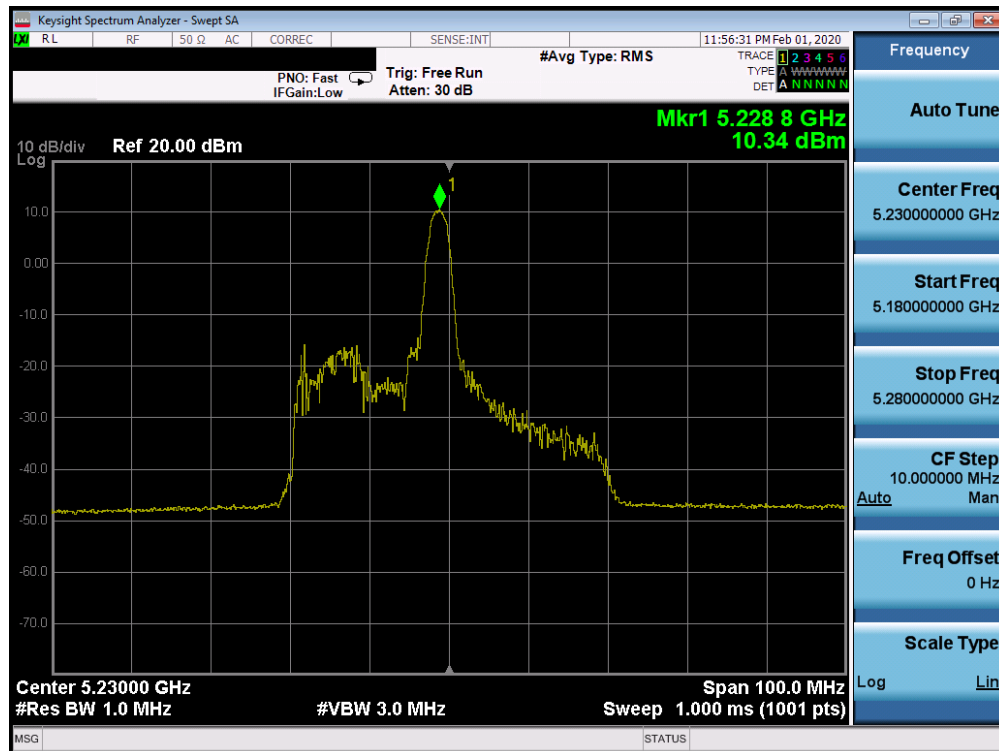


Plot 7-223. Power Spectral Density Plot SISO CORE 0 (40MHz BW 802.11ax Index 17 – RU26 (UNII Band 1) – Ch. 38)

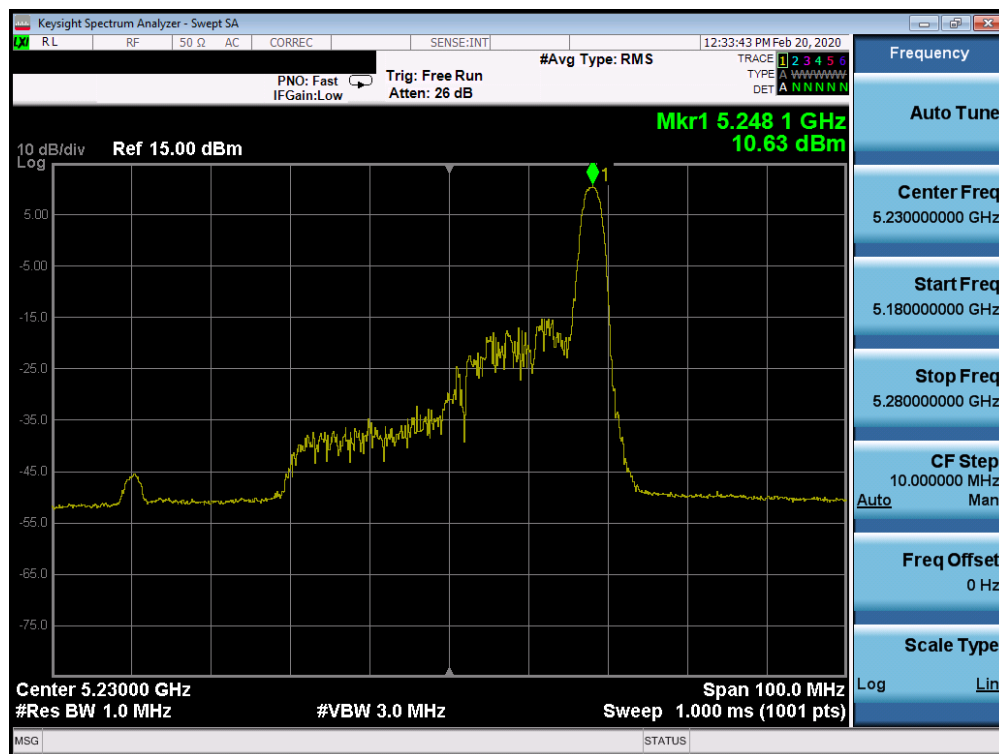


Plot 7-224. Power Spectral Density Plot SISO CORE 0 (40MHz BW 802.11ax Index 0 – RU26 (UNII Band 1) – Ch. 46)

FCC ID: BCGA2229	PCTEST	MEASUREMENT REPORT (CERTIFICATION)	Approved by: Quality Manager
Test Report S/N: 1C1912170053-09-R1.BCG	Test Dates: 12/10/2019 - 02/12/2020	EUT Type: Tablet Device	Page 157 of 563

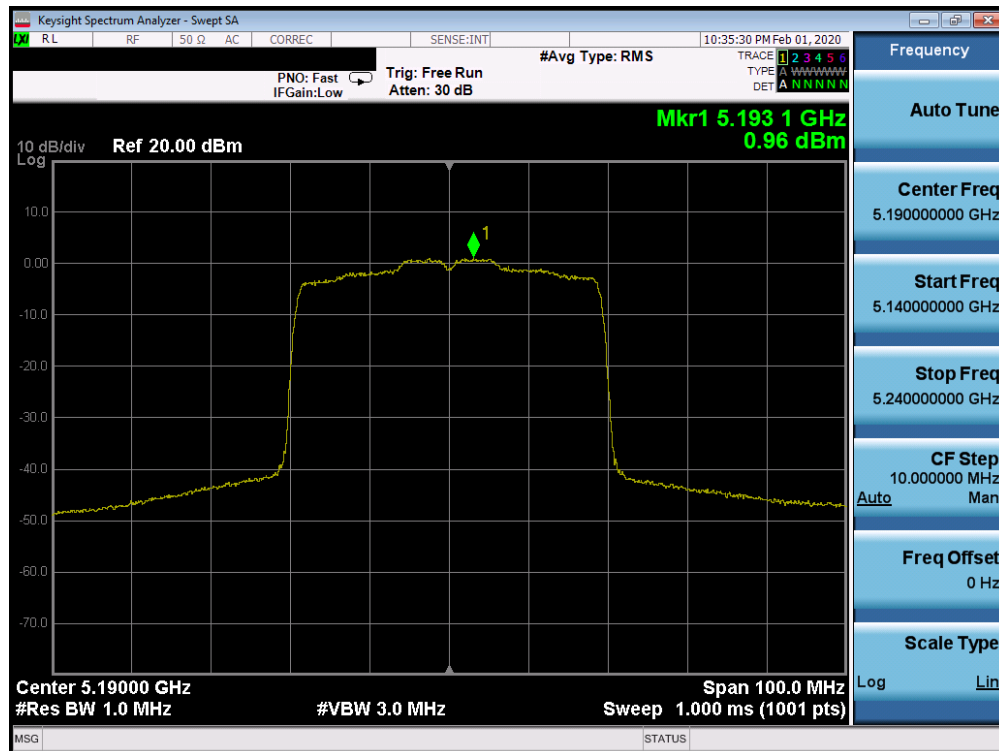


Plot 7-225. Power Spectral Density Plot SISO CORE 0 (40MHz BW 802.11ax Index 8 – RU26 (UNII Band 1) – Ch. 46)

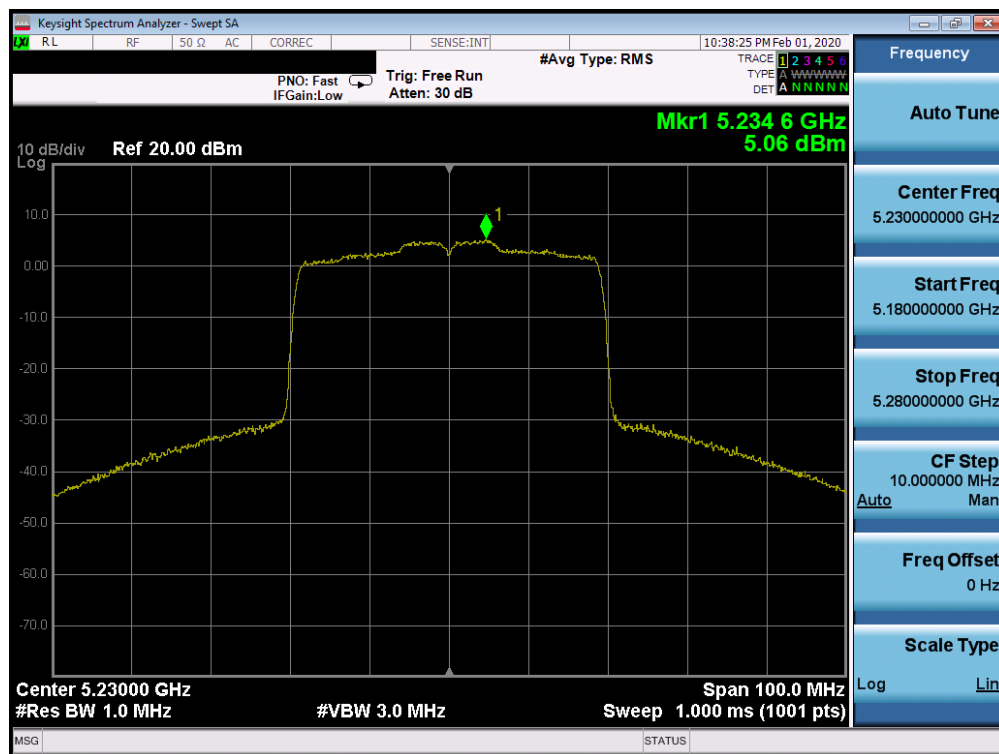


Plot 7-226. Power Spectral Density Plot SISO CORE 0 (40MHz BW 802.11ax Index 17 – RU26 (UNII Band 1) – Ch. 46)

FCC ID: BCGA2229	PCTEST	MEASUREMENT REPORT (CERTIFICATION)	Approved by: Quality Manager
Test Report S/N: 1C1912170053-09-R1.BCG	Test Dates: 12/10/2019 - 02/12/2020	EUT Type: Tablet Device	Page 158 of 563

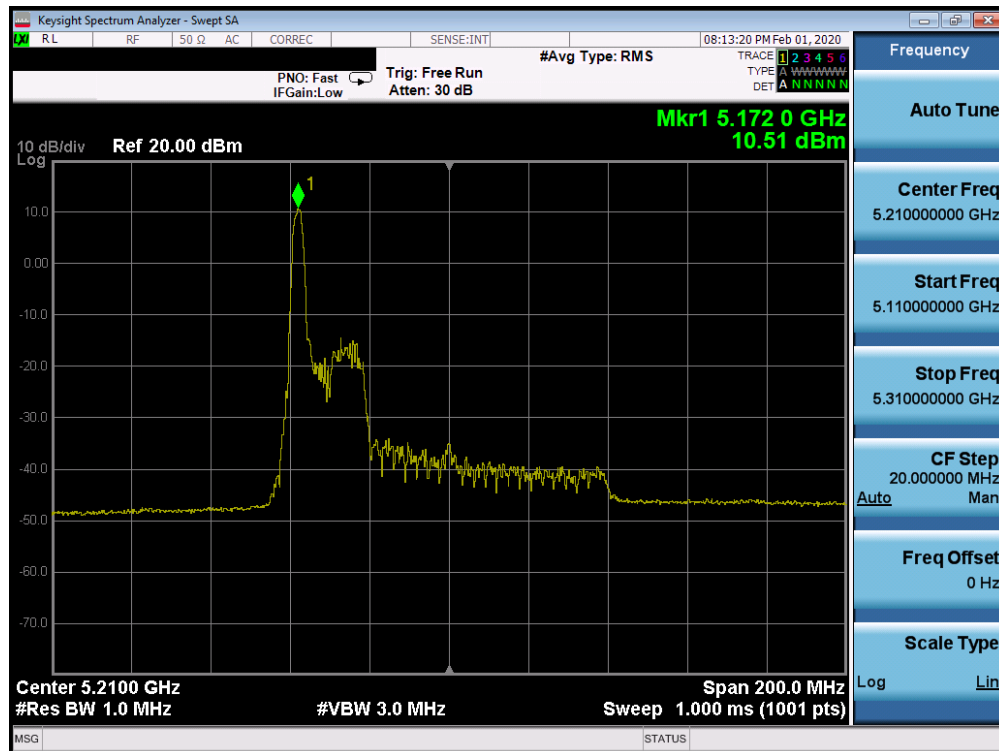


Plot 7-227. Power Spectral Density Plot SISO CORE 0 (40MHz BW 802.11ax – RU484 (UNII Band 1) – Ch. 38)

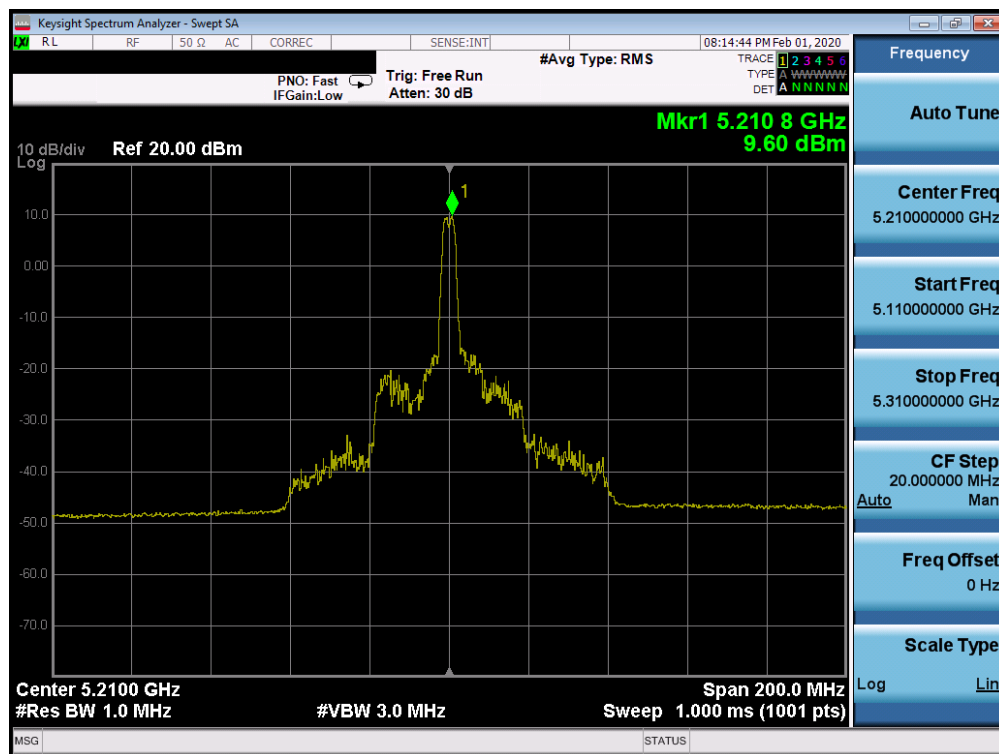


Plot 7-228. Power Spectral Density Plot SISO CORE 0 (40MHz BW 802.11ax – RU484 (UNII Band 1) – Ch. 46)

FCC ID: BCGA2229	PCTEST	MEASUREMENT REPORT (CERTIFICATION)	Approved by: Quality Manager
Test Report S/N: 1C1912170053-09-R1.BCG	Test Dates: 12/10/2019 - 02/12/2020	EUT Type: Tablet Device	Page 159 of 563



Plot 7-229. Power Spectral Density Plot SISO CORE 0 (80MHz BW 802.11ax Index 0 – RU26 (UNII Band 1) – Ch. 42)



Plot 7-230. Power Spectral Density Plot SISO CORE 0 (80MHz BW 802.11ax Index 18 – RU26 (UNII Band 1) – Ch. 42)

FCC ID: BCGA2229	PCTEST	MEASUREMENT REPORT (CERTIFICATION)	Approved by: Quality Manager
Test Report S/N: 1C1912170053-09-R1.BCG	Test Dates: 12/10/2019 - 02/12/2020	EUT Type: Tablet Device	Page 160 of 563