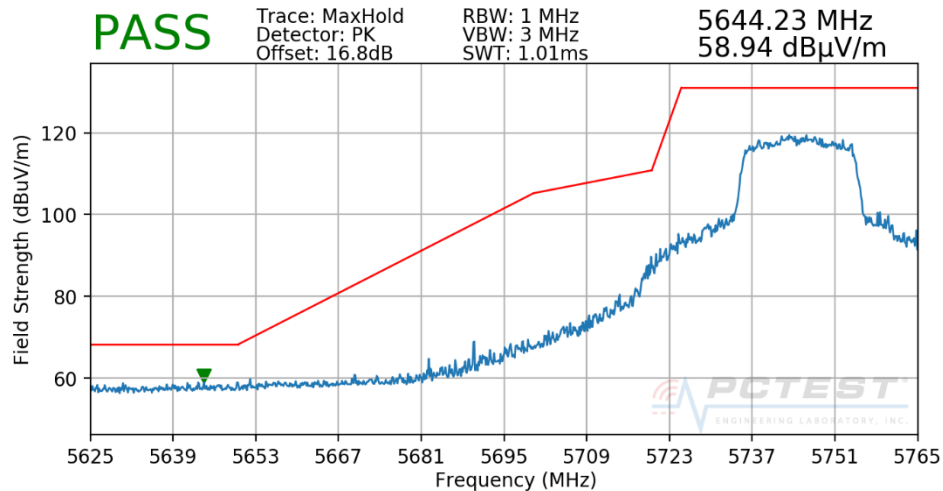
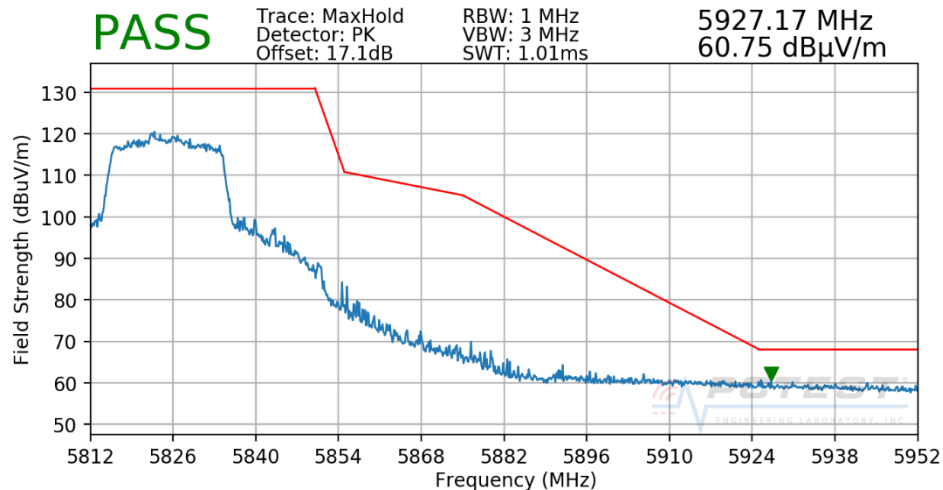


Worst Case Mode: 802.11ax
 Worst Case Transfer Rate: MCS0
 RU Index: 61
 Distance of Measurements: 3 Meters
 Operating Frequency: 5745MHz
 Channel: 149



Plot 7-823. Radiated Lower Band Edge Plot SISO CORE 1 (Peak - UNII Band 3 - RU242)

Worst Case Mode: 802.11ax
 Worst Case Transfer Rate: MCS0
 RU Index: 61
 Distance of Measurements: 3 Meters
 Operating Frequency: 5825MHz
 Channel: 165



Plot 7-824. Radiated Upper Band Edge Plot SISO CORE 1 (Peak - UNII Band 3 - RU242)

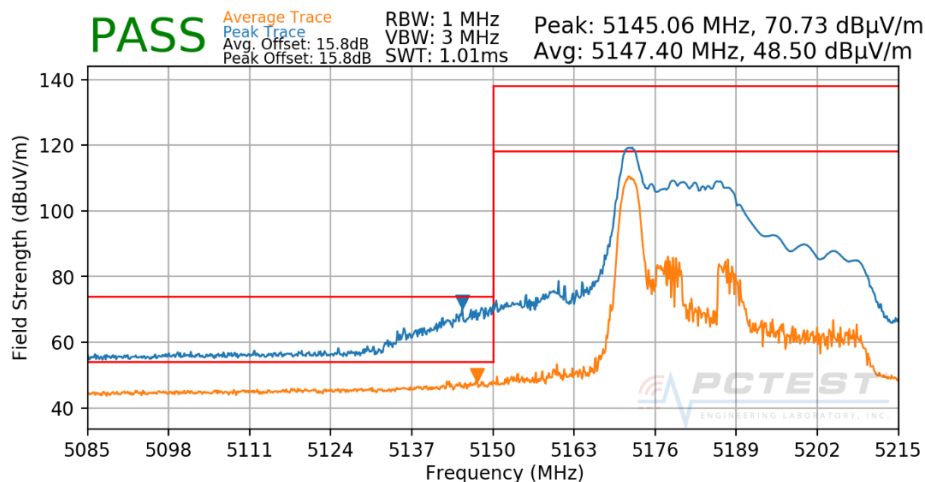
FCC ID: BCGA2228		MEASUREMENT REPORT (CERTIFICATION)	Approved by: Quality Manager
Test Report S/N: 1C1912170050-09.BCG	Test Dates: 12/10/2019 - 02/26/2020	EUT Type: Tablet Device	Page 496 of 537

7.6.8 SISO Core 1 Radiated Band Edge Measurements (40MHz BW)

§15.407(b.1)(b.2) §15.205 §15.209; RSS-Gen [8.9]

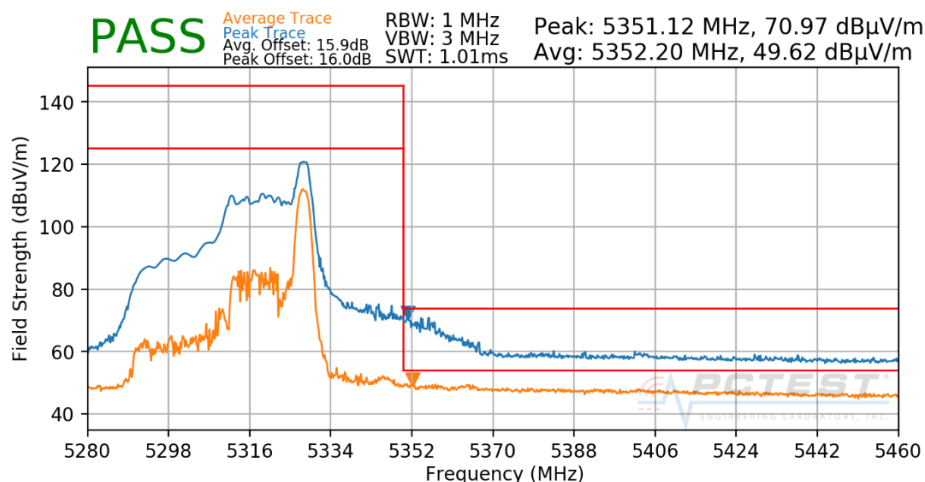
RU26

Worst Case Mode:	802.11ax
Worst Case Transfer Rate:	MCS0
RU Index:	0
Distance of Measurements:	3 Meters
Operating Frequency:	5190MHz
Channel:	38



Plot 7-825. Radiated Lower Band Edge Plot SISO CORE 1 (Peak & Average – UNII Band 1 – RU26)

Worst Case Mode:	802.11ax
Worst Case Transfer Rate:	MCS0
RU Index:	17
Distance of Measurements:	3 Meters
Operating Frequency:	5310MHz
Channel:	62

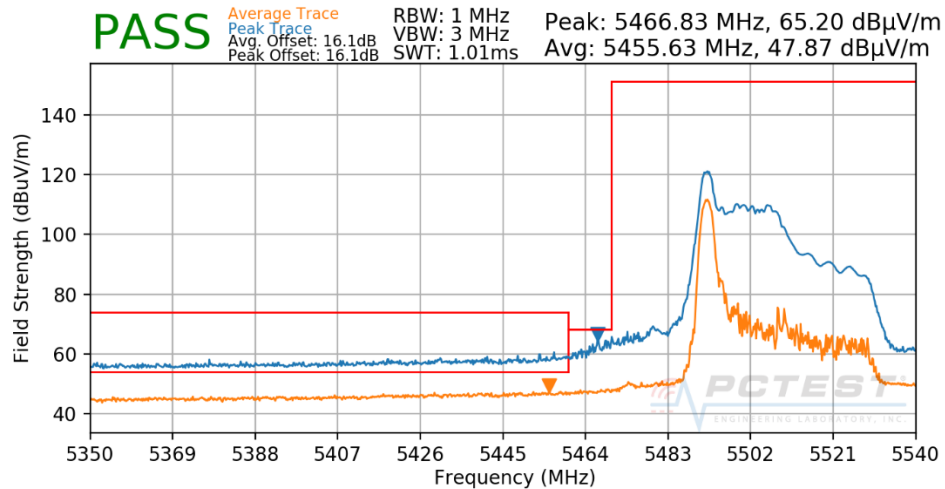


Plot 7-826. Radiated Upper Band Edge Plot SISO CORE 1 (Peak & Average – UNII Band 2A – RU26)

FCC ID: BCGA2228		MEASUREMENT REPORT (CERTIFICATION)	Approved by: Quality Manager
Test Report S/N: 1C1912170050-09.BCG	Test Dates: 12/10/2019 - 02/26/2020	EUT Type: Tablet Device	Page 497 of 537

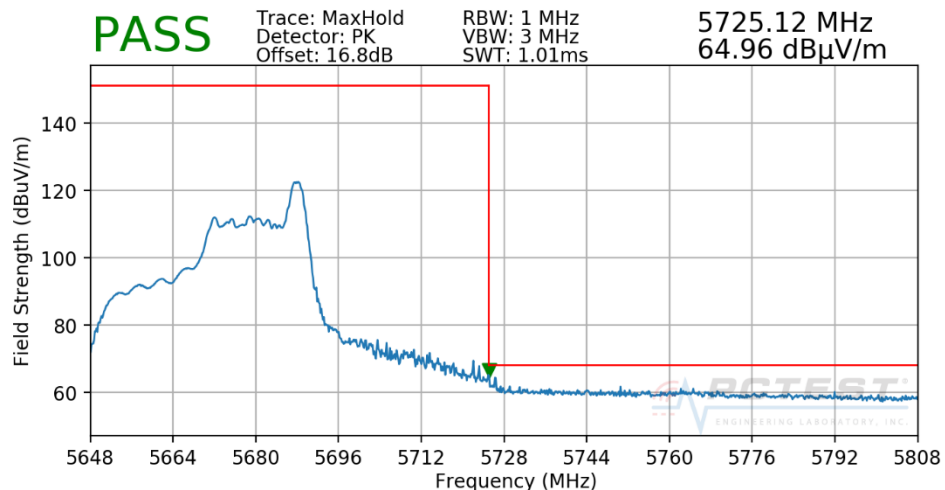


Worst Case Mode: 802.11ax
 Worst Case Transfer Rate: MCS0
 RU Index: 0
 Distance of Measurements: 3 Meters
 Operating Frequency: 5510MHz
 Channel: 102



Plot 7-827. Radiated Lower Band Edge Plot SISO CORE 1 (Peak & Average – UNII Band 2C – RU26)

Worst Case Mode: 802.11ax
 Worst Case Transfer Rate: MCS0
 RU Index: 17
 Distance of Measurements: 3 Meters
 Operating Frequency: 5670MHz
 Channel: 134

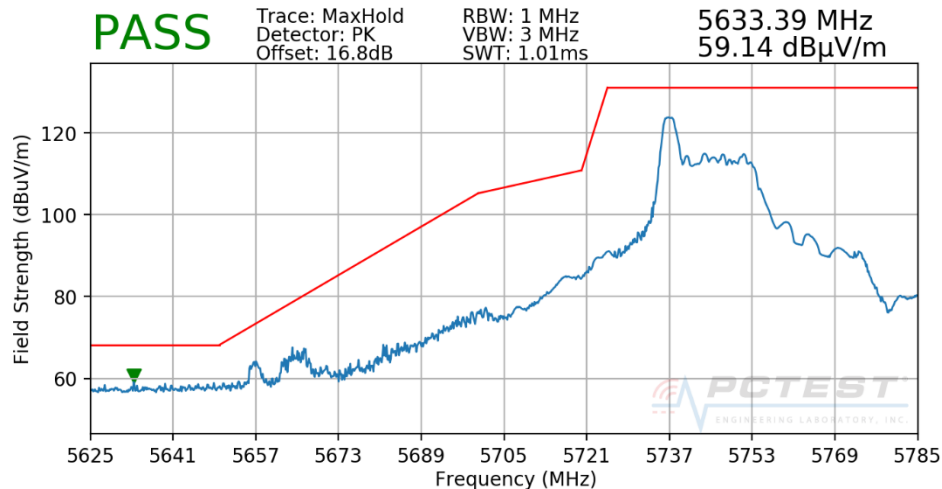


Plot 7-828. Radiated Upper Band Edge Plot SISO CORE 1 (Peak – UNII Band 2C – RU26)

FCC ID: BCGA2228		MEASUREMENT REPORT (CERTIFICATION)	Approved by: Quality Manager
Test Report S/N: 1C1912170050-09.BCG	Test Dates: 12/10/2019 - 02/26/2020	EUT Type: Tablet Device	Page 498 of 537

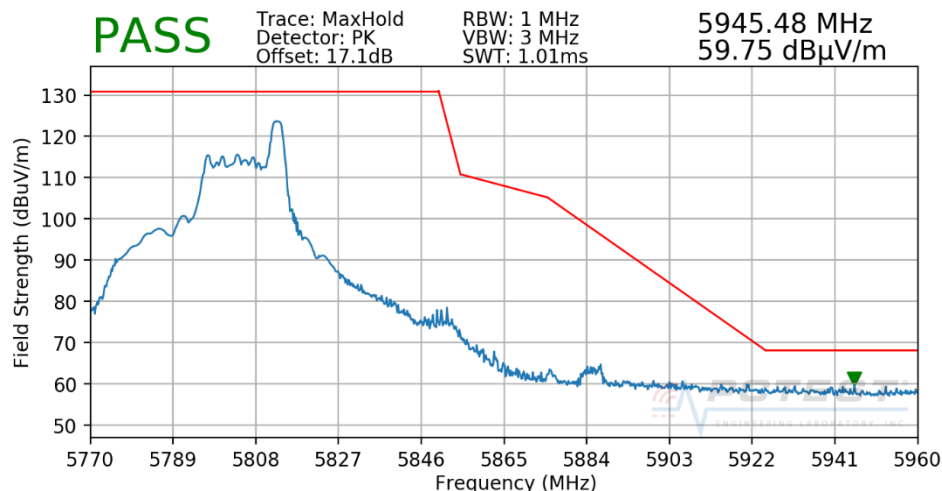


Worst Case Mode: 802.11ax
Worst Case Transfer Rate: MCS0
RU Index: 0
Distance of Measurements: 3 Meters
Operating Frequency: 5755MHz
Channel: 151



Plot 7-829. Radiated Lower Band Edge Plot SISO CORE 1 (Peak - UNII Band 3 - RU26)

Worst Case Mode: 802.11ax
Worst Case Transfer Rate: MCS0
RU Index: 17
Distance of Measurements: 3 Meters
Operating Frequency: 5795MHz
Channel: 159

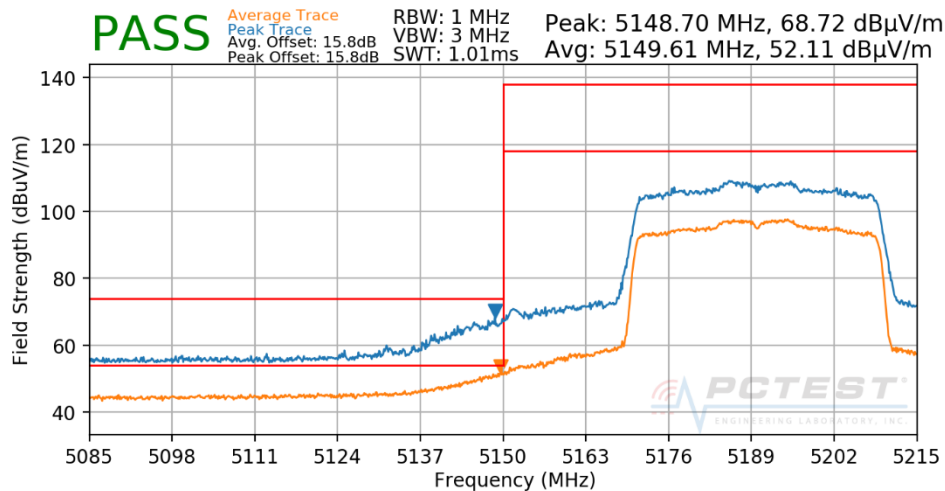


Plot 7-830. Radiated Upper Band Edge Plot SISO CORE 1 (Peak - UNII Band 3 - RU26)

FCC ID: BCGA2228		MEASUREMENT REPORT (CERTIFICATION)	Approved by: Quality Manager
Test Report S/N: 1C1912170050-09.BCG	Test Dates: 12/10/2019 - 02/26/2020	EUT Type: Tablet Device	Page 499 of 537

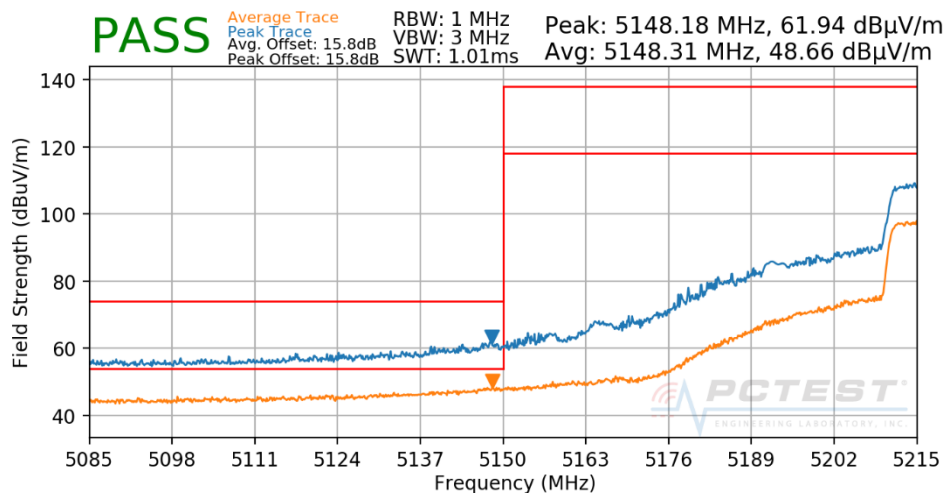
RU484

Worst Case Mode:	802.11ax
Worst Case Transfer Rate:	MCS0
RU Index:	65
Distance of Measurements:	3 Meters
Operating Frequency:	5190MHz
Channel:	38



Plot 7-831. Radiated Lower Band Edge Plot SISO CORE 1 (Peak & Average – UNII Band 1 – RU484)

Worst Case Mode:	802.11ax
Worst Case Transfer Rate:	MCS0
RU Index:	65
Distance of Measurements:	3 Meters
Operating Frequency:	5230MHz
Channel:	46

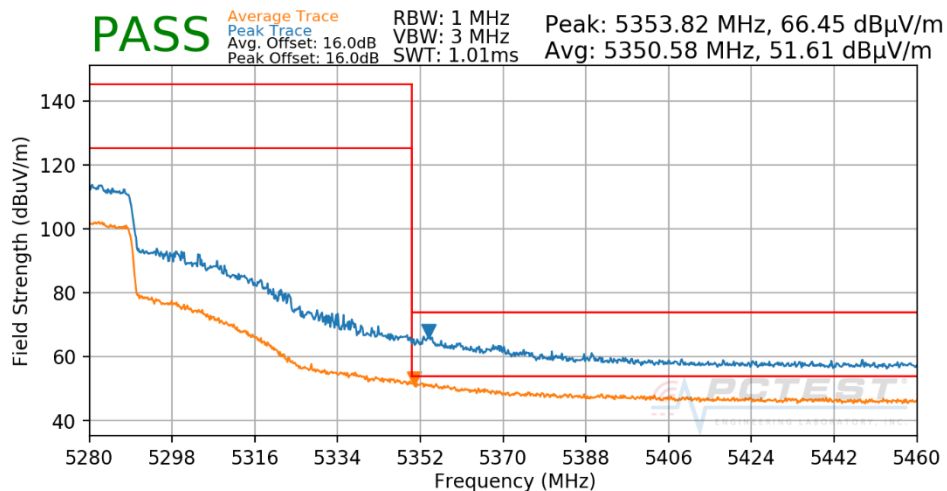


Plot 7-832. Radiated Lower Band Edge Plot SISO CORE 1 (Peak & Average – UNII Band 1 – RU484)

FCC ID: BCGA2228	 MEASUREMENT REPORT (CERTIFICATION)		Approved by: Quality Manager
Test Report S/N: 1C1912170050-09.BCG	Test Dates: 12/10/2019 - 02/26/2020	EUT Type: Tablet Device	Page 500 of 537

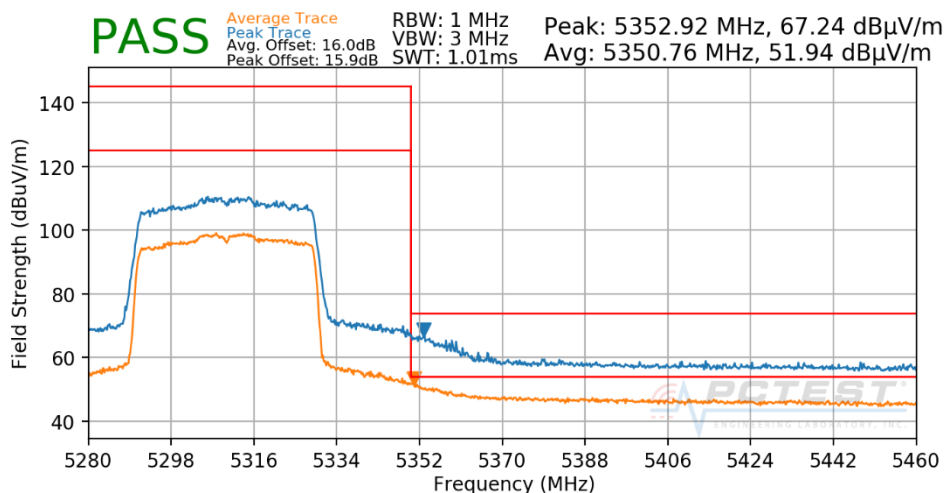


Worst Case Mode: 802.11ax
Worst Case Transfer Rate: MCS0
RU Index: 65
Distance of Measurements: 3 Meters
Operating Frequency: 5270MHz
Channel: 54



Plot 7-833. Radiated Upper Band Edge Plot SISO CORE 1 (Peak & Average – UNII Band 2A – RU484)

Worst Case Mode: 802.11ax
Worst Case Transfer Rate: MCS0
RU Index: 65
Distance of Measurements: 3 Meters
Operating Frequency: 5310MHz
Channel: 62

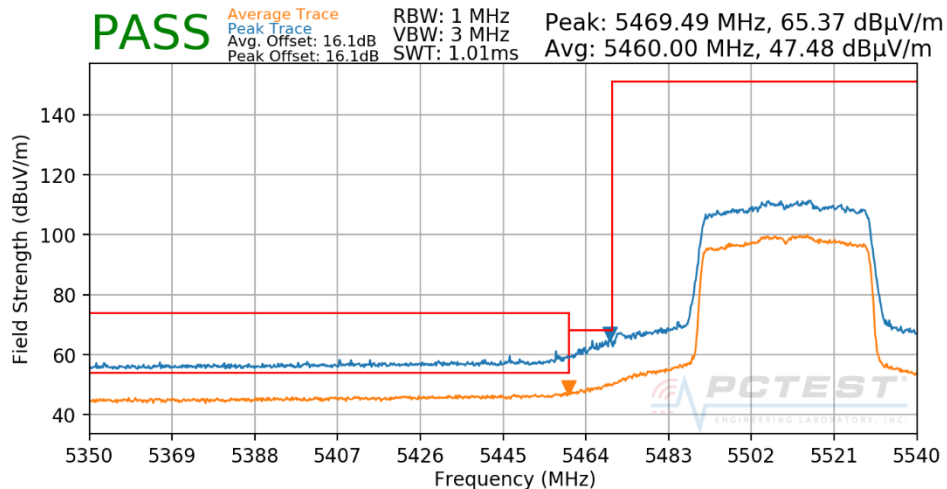


Plot 7-834. Radiated Upper Band Edge Plot SISO CORE 1 (Peak & Average – UNII Band 2A – RU484)

FCC ID: BCGA2228		MEASUREMENT REPORT (CERTIFICATION)	Approved by: Quality Manager
Test Report S/N: 1C1912170050-09.BCG	Test Dates: 12/10/2019 - 02/26/2020	EUT Type: Tablet Device	Page 501 of 537

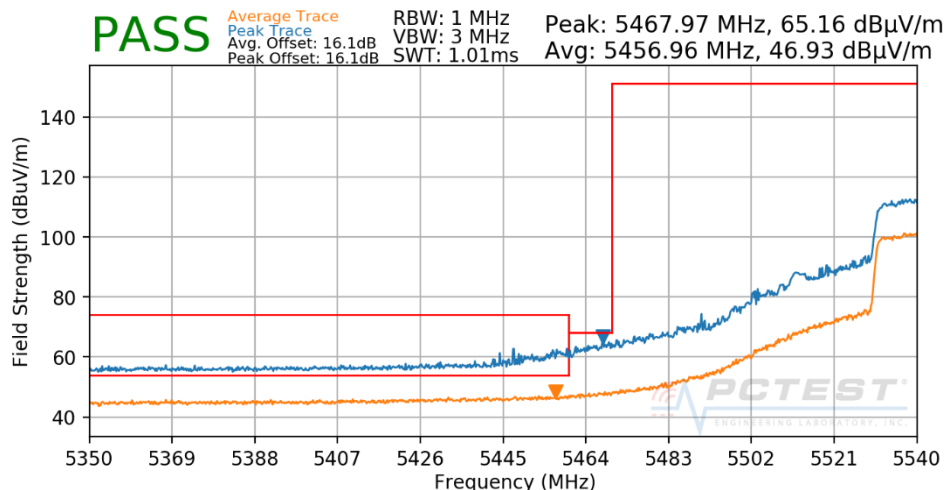


Worst Case Mode: 802.11ax
Worst Case Transfer Rate: MCS0
RU Index: 65
Distance of Measurements: 3 Meters
Operating Frequency: 5510MHz
Channel: 102



Plot 7-835. Radiated Lower Band Edge Plot SISO CORE 1 (Peak & Average – UNII Band 2C – RU484)

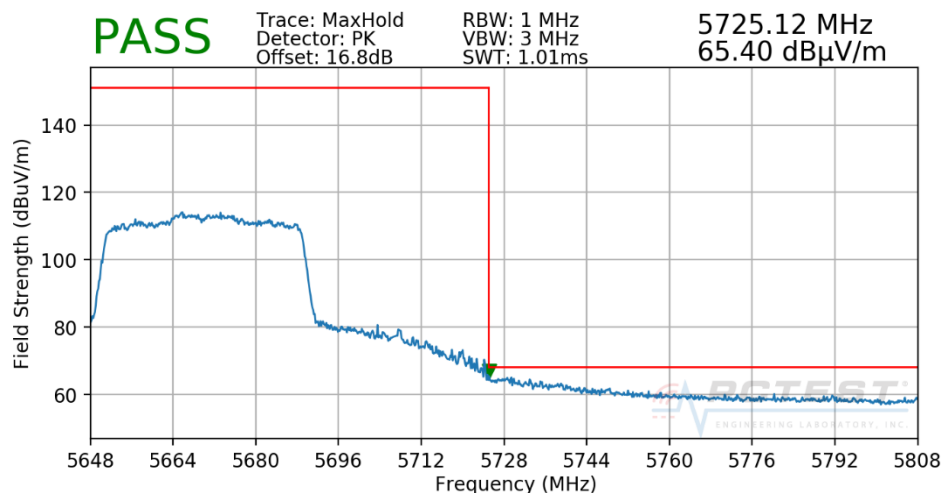
Worst Case Mode: 802.11ax
Worst Case Transfer Rate: MCS0
RU Index: 65
Distance of Measurements: 3 Meters
Operating Frequency: 5550MHz
Channel: 110



Plot 7-836. Radiated Lower Band Edge Plot SISO CORE 1 (Peak & Average – UNII Band 2C – RU484)

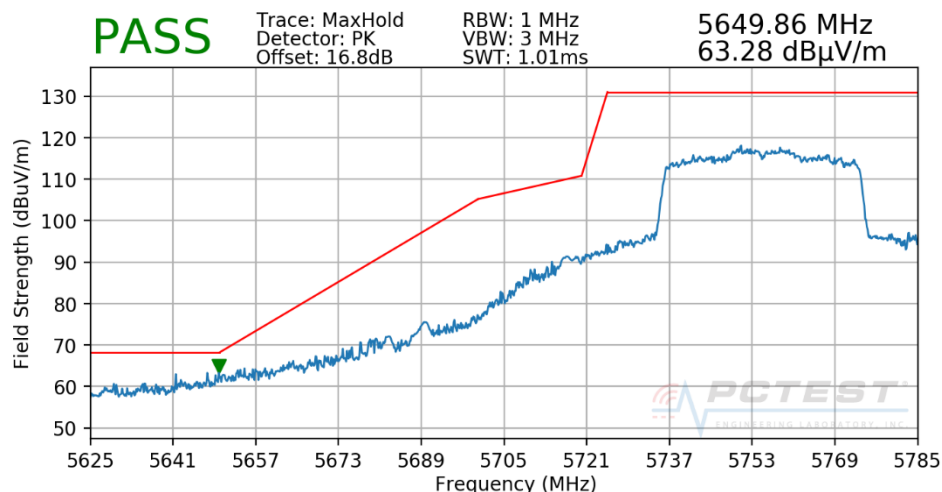
FCC ID: BCGA2228		MEASUREMENT REPORT (CERTIFICATION)	Approved by: Quality Manager
Test Report S/N: 1C1912170050-09.BCG	Test Dates: 12/10/2019 - 02/26/2020	EUT Type: Tablet Device	Page 502 of 537

Worst Case Mode: 802.11ax
 Worst Case Transfer Rate: MCS0
 RU Index: 65
 Distance of Measurements: 3 Meters
 Operating Frequency: 5670MHz
 Channel: 134



Plot 7-837. Radiated Upper Band Edge Plot SISO CORE 1 (Peak - UNII Band 2C - RU484)

Worst Case Mode: 802.11ax
 Worst Case Transfer Rate: MCS0
 RU Index: 65
 Distance of Measurements: 3 Meters
 Operating Frequency: 5755MHz
 Channel: 151

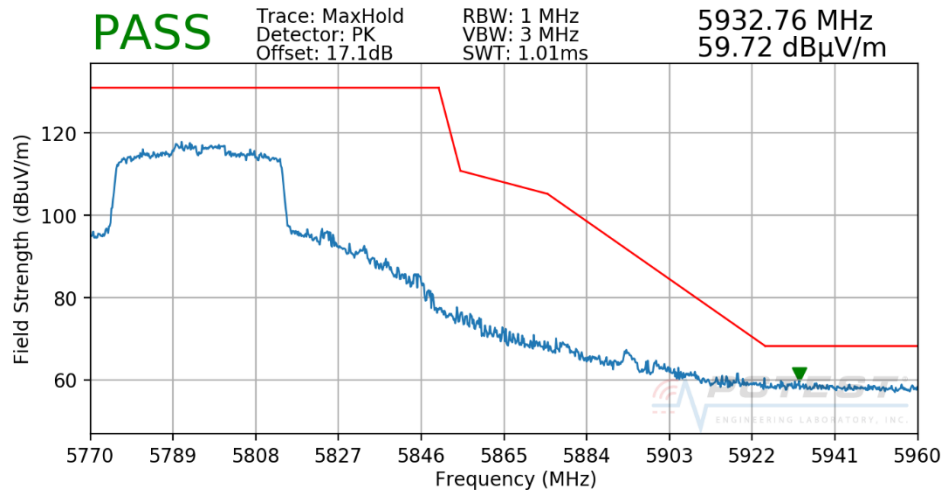


Plot 7-838. Radiated Lower Band Edge Plot SISO CORE 1 (Peak - UNII Band 3 - RU484)

FCC ID: BCGA2228		MEASUREMENT REPORT (CERTIFICATION)	Approved by: Quality Manager
Test Report S/N: 1C1912170050-09.BCG	Test Dates: 12/10/2019 - 02/26/2020	EUT Type: Tablet Device	Page 503 of 537



Worst Case Mode: 802.11ax
 Worst Case Transfer Rate: MCS0
 RU Index: 65
 Distance of Measurements: 3 Meters
 Operating Frequency: 5795MHz
 Channel: 159



Plot 7-839. Radiated Upper Band Edge Plot SISO CORE 1 (Peak – UNII Band 3 – RU484)

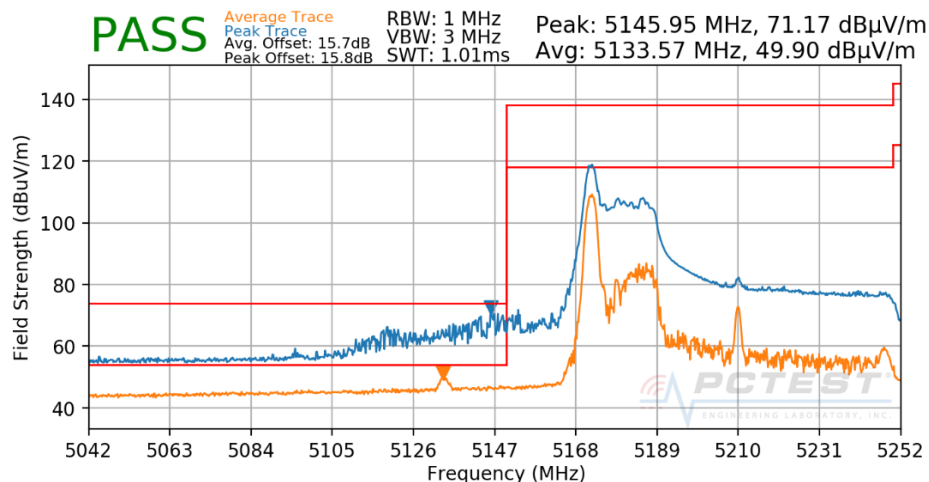
FCC ID: BCGA2228	MEASUREMENT REPORT (CERTIFICATION)		Approved by: Quality Manager
Test Report S/N: 1C1912170050-09.BCG	Test Dates: 12/10/2019 - 02/26/2020	EUT Type: Tablet Device	Page 504 of 537

7.6.9 SISO Core 1 Radiated Band Edge Measurements (80MHz BW)

§15.407(b.1)(b.2) §15.205 §15.209; RSS-Gen [8.9]

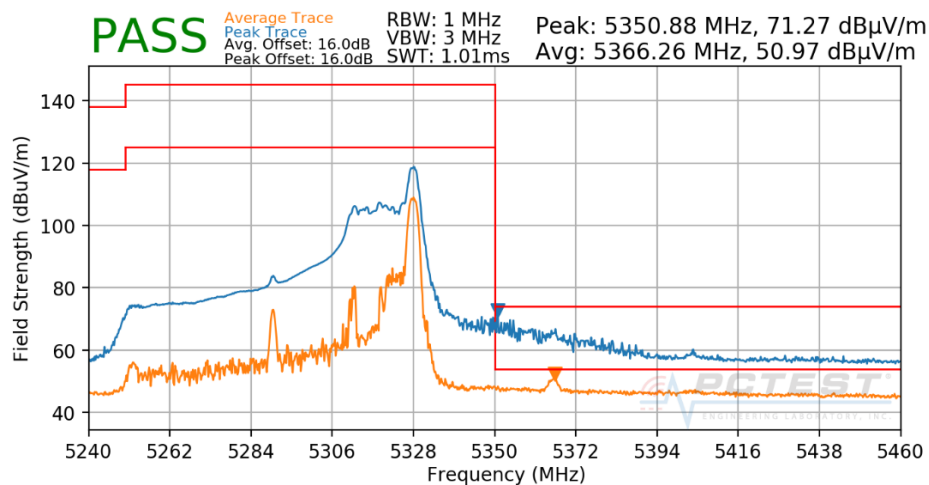
RU26

Worst Case Mode:	802.11ax
Worst Case Transfer Rate:	MCS0
RU Index:	0
Distance of Measurements:	3 Meters
Operating Frequency:	5210MHz
Channel:	42



Plot 7-840. Radiated Lower Band Edge Plot SISO CORE 1 (Peak & Average – UNII Band 1 – RU26)

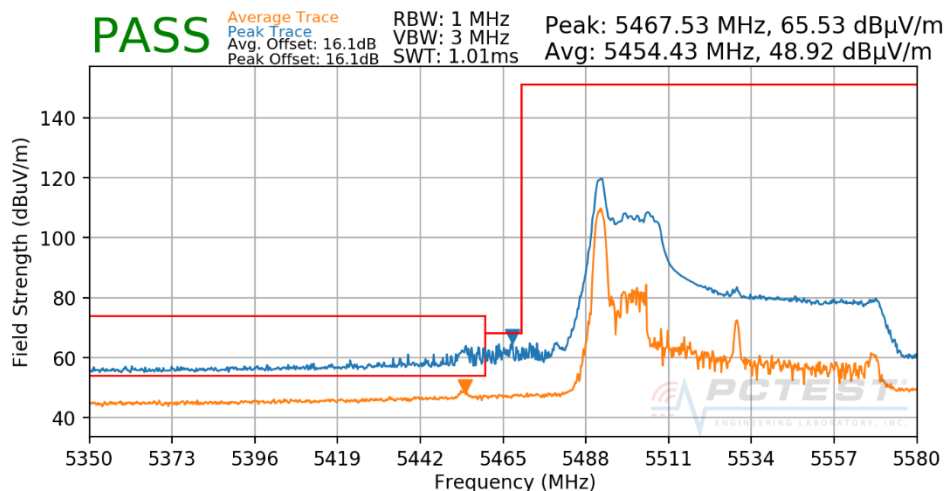
Worst Case Mode:	802.11ax
Worst Case Transfer Rate:	MCS0
RU Index:	36
Distance of Measurements:	3 Meters
Operating Frequency:	5290MHz
Channel:	58



Plot 7-841. Radiated Upper Band Edge Plot SISO CORE 1 (Peak & Average – UNII Band 2A – RU26)

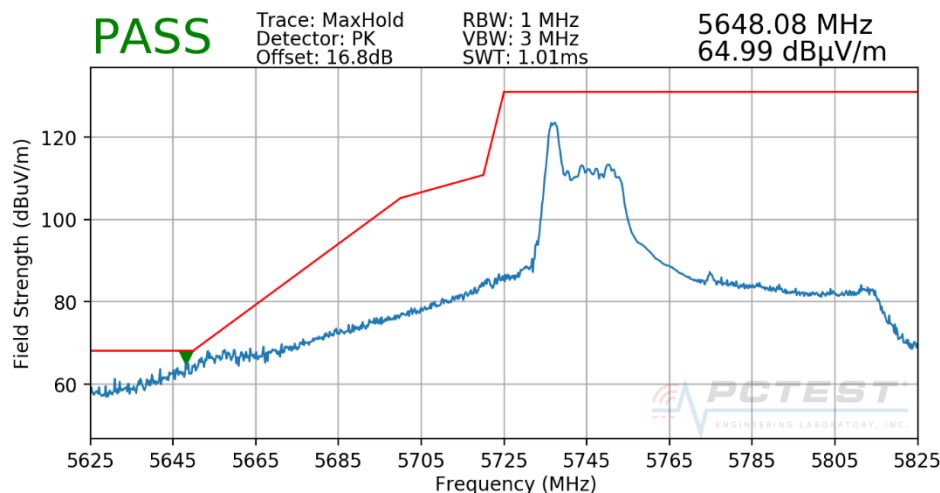
FCC ID: BCGA2228		MEASUREMENT REPORT (CERTIFICATION)	Approved by: Quality Manager
Test Report S/N: 1C1912170050-09.BCG	Test Dates: 12/10/2019 - 02/26/2020	EUT Type: Tablet Device	Page 505 of 537

Worst Case Mode: 802.11ax
 Worst Case Transfer Rate: MCS0
 RU Index: 0
 Distance of Measurements: 3 Meters
 Operating Frequency: 5530MHz
 Channel: 106



Plot 7-842. Radiated Lower Band Edge Plot SISO CORE 1 (Peak & Average – UNII Band 2C – RU26)

Worst Case Mode: 802.11ax
 Worst Case Transfer Rate: MCS0
 RU Index: 67
 Distance of Measurements: 3 Meters
 Operating Frequency: 5775MHz
 Channel: 155

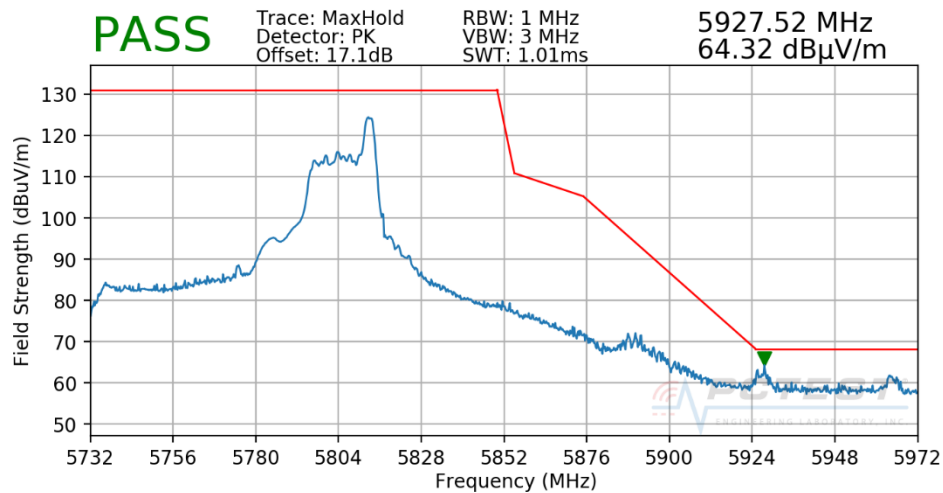


Plot 7-843. Radiated Lower Band Edge Plot SISO CORE 1 (Peak – UNII Band 3 – RU26)

FCC ID: BCGA2228		MEASUREMENT REPORT (CERTIFICATION)	Approved by: Quality Manager
Test Report S/N: 1C1912170050-09.BCG	Test Dates: 12/10/2019 - 02/26/2020	EUT Type: Tablet Device	Page 506 of 537



Worst Case Mode:	802.11ax
Worst Case Transfer Rate:	MCS0
RU Index:	67
Distance of Measurements:	3 Meters
Operating Frequency:	5775MHz
Channel:	155



Plot 7-844. Radiated Upper Band Edge Plot SISO CORE 1 (Peak – UNII Band 3 – RU26)

FCC ID: BCGA2228		MEASUREMENT REPORT (CERTIFICATION)	Approved by: Quality Manager
Test Report S/N: 1C1912170050-09.BCG	Test Dates: 12/10/2019 - 02/26/2020	EUT Type: Tablet Device	Page 507 of 537

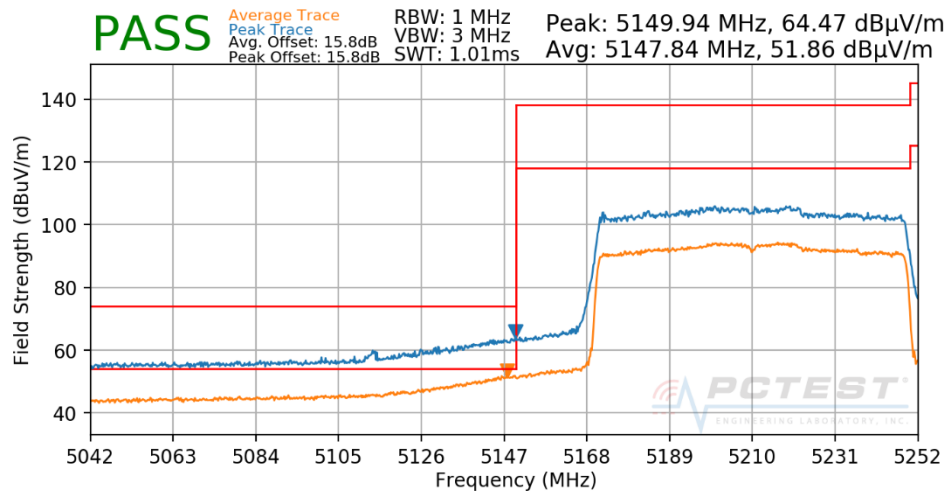
© 2020 PCTEST

V 9.0 02/01/2019

All rights reserved. Unless otherwise specified, no part of this report may be reproduced or utilized in any part, form or by any means, electronic or mechanical, including photocopying and microfilm, without permission in writing from PCTEST. If you have any questions about this international copyright or have an enquiry about obtaining additional rights to this report or assembly of contents thereof, please contact INFO@PCTEST.COM.

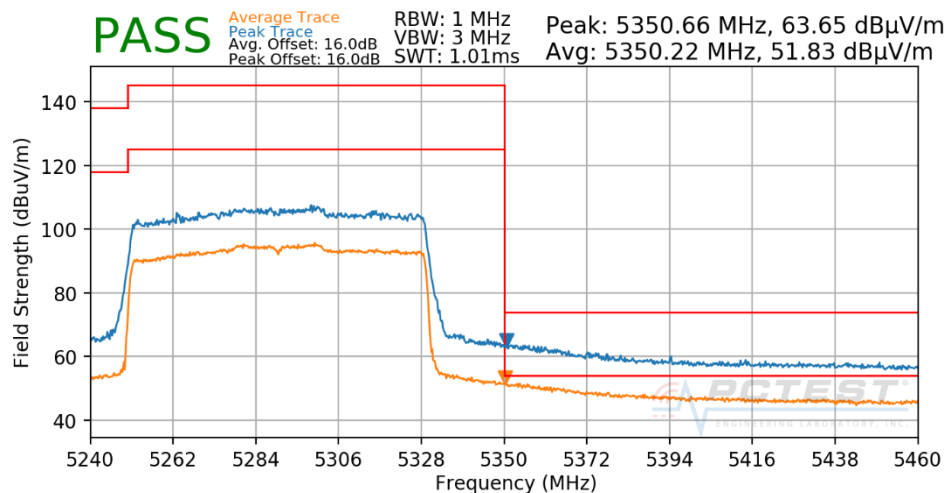
RU996

Worst Case Mode:	802.11ax
Worst Case Transfer Rate:	MCS0
RU Index:	67
Distance of Measurements:	3 Meters
Operating Frequency:	5210MHz
Channel:	42



Plot 7-845. Radiated Lower Band Edge Plot SISO CORE 1 (Peak & Average – UNII Band 1 – RU996)

Worst Case Mode:	802.11ax
Worst Case Transfer Rate:	MCS0
RU Index:	67
Distance of Measurements:	3 Meters
Operating Frequency:	5290MHz
Channel:	58

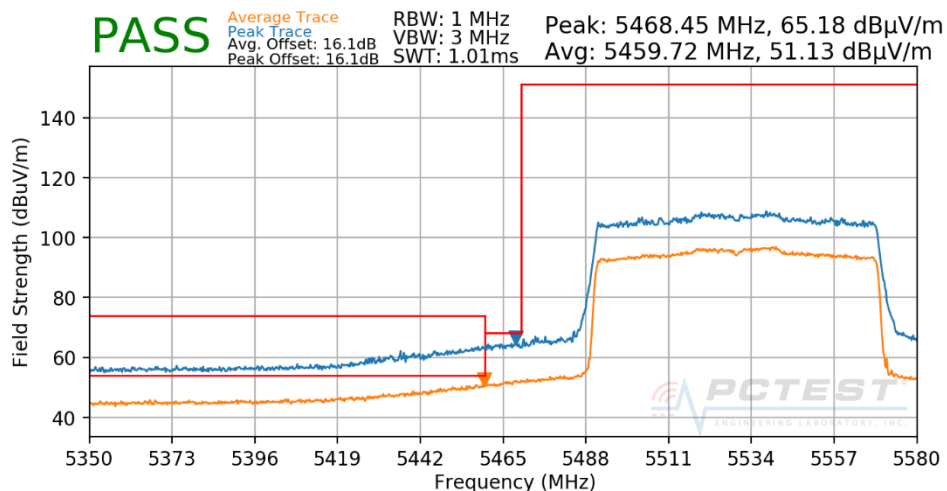


Plot 7-846. Radiated Upper Band Edge Plot SISO CORE 1 (Peak & Average – UNII Band 2A – RU996)

FCC ID: BCGA2228	 MEASUREMENT REPORT (CERTIFICATION)		Approved by: Quality Manager
Test Report S/N: 1C1912170050-09.BCG	Test Dates: 12/10/2019 - 02/26/2020	EUT Type: Tablet Device	Page 508 of 537

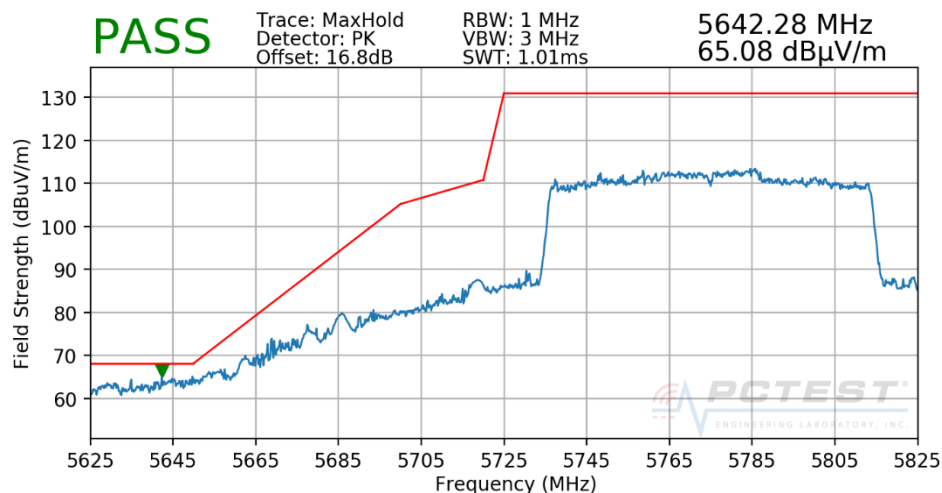


Worst Case Mode: 802.11ax
 Worst Case Transfer Rate: MCS0
 RU Index: 67
 Distance of Measurements: 3 Meters
 Operating Frequency: 5530MHz
 Channel: 106



Plot 7-847. Radiated Lower Band Edge Plot SISO CORE 1 (Peak & Average – UNII Band 2C – RU996)

Worst Case Mode: 802.11ax
 Worst Case Transfer Rate: MCS0
 RU Index: 67
 Distance of Measurements: 3 Meters
 Operating Frequency: 5775MHz
 Channel: 155

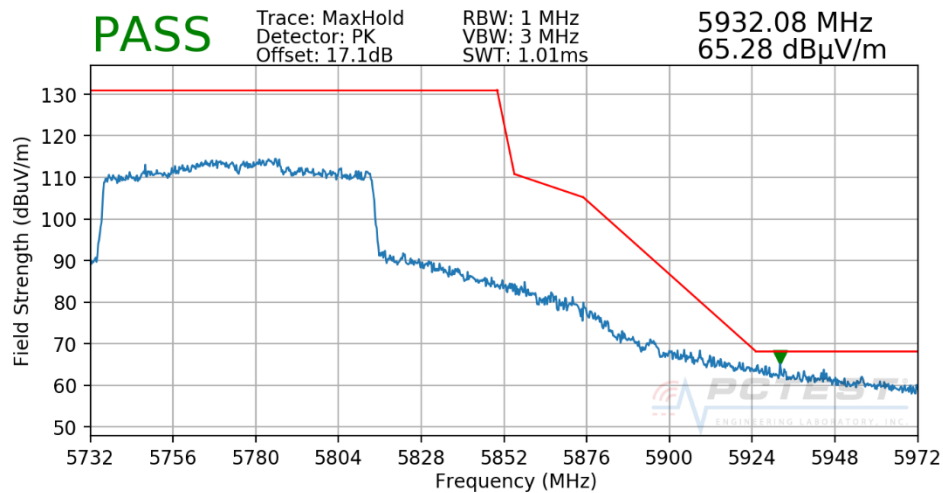


Plot 7-848. Radiated Lower Band Edge Plot SISO CORE 1 (Peak – UNII Band 3 – RU996)

FCC ID: BCGA2228	MEASUREMENT REPORT (CERTIFICATION)		Approved by: Quality Manager
Test Report S/N: 1C1912170050-09.BCG	Test Dates: 12/10/2019 - 02/26/2020	EUT Type: Tablet Device	Page 509 of 537



Worst Case Mode: 802.11ax
Worst Case Transfer Rate: MCS0
RU Index: 67
Distance of Measurements: 3 Meters
Operating Frequency: 5775MHz
Channel: 155



Plot 7-849. Radiated Upper Band Edge Plot SISO CORE 1 (Peak - UNII Band 3 - RU996)

FCC ID: BCGA2228		MEASUREMENT REPORT (CERTIFICATION)	Approved by: Quality Manager
Test Report S/N: 1C1912170050-09.BCG	Test Dates: 12/10/2019 - 02/26/2020	EUT Type: Tablet Device	Page 510 of 537

© 2020 PCTEST

V 9.0 02/01/2019

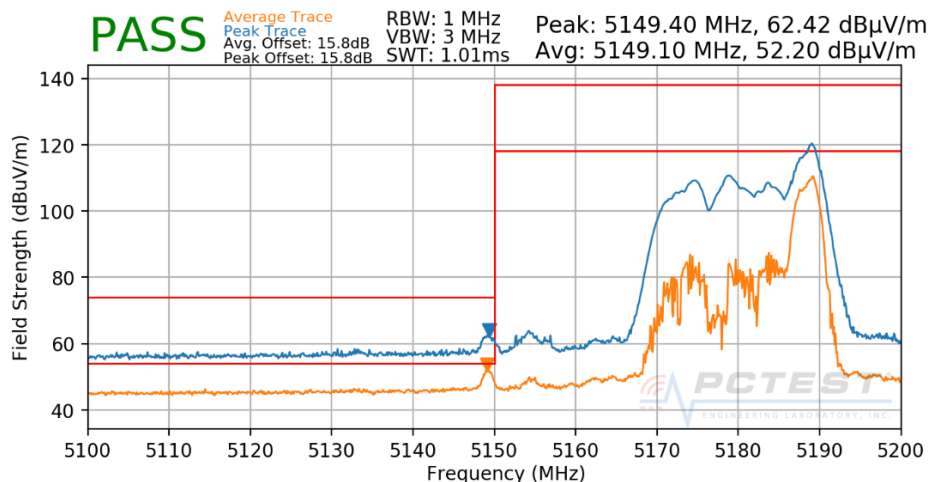
All rights reserved. Unless otherwise specified, no part of this report may be reproduced or utilized in any part, form or by any means, electronic or mechanical, including photocopying and microfilm, without permission in writing from PCTEST. If you have any questions about this international copyright or have an enquiry about obtaining additional rights to this report or assembly of contents thereof, please contact INFO@PCTEST.COM.

7.6.10 CDD Radiated Band Edge Measurements (20MHz BW)

§15.407(b.1)(b.2) §15.205 §15.209; RSS-Gen [8.9]

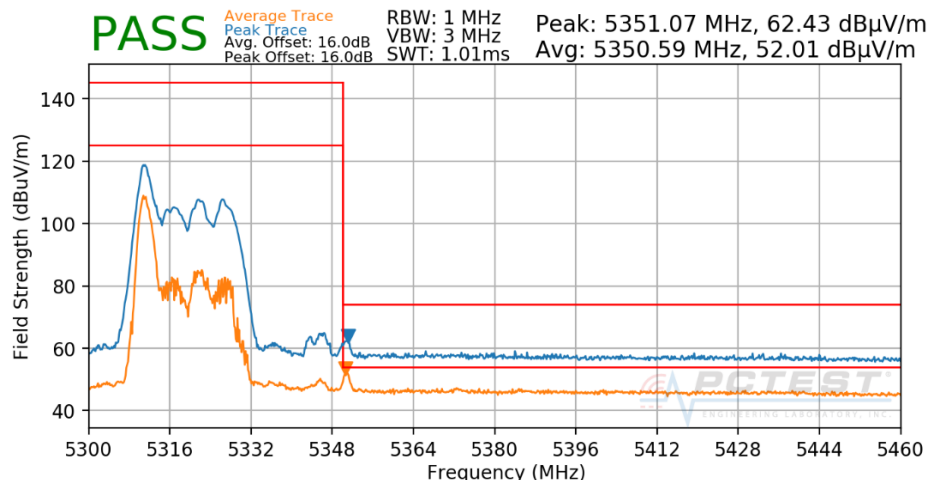
RU26

Worst Case Mode:	802.11ax
Worst Case Transfer Rate:	MCS0
RU Index:	8
Distance of Measurements:	3 Meters
Operating Frequency:	5180MHz
Channel:	36



Plot 7-850. Radiated Lower Band Edge Plot CDD (Peak & Average – UNII Band 1 – RU26)

Worst Case Mode:	802.11ax
Worst Case Transfer Rate:	MCS0
RU Index:	0
Distance of Measurements:	3 Meters
Operating Frequency:	5320MHz
Channel:	64

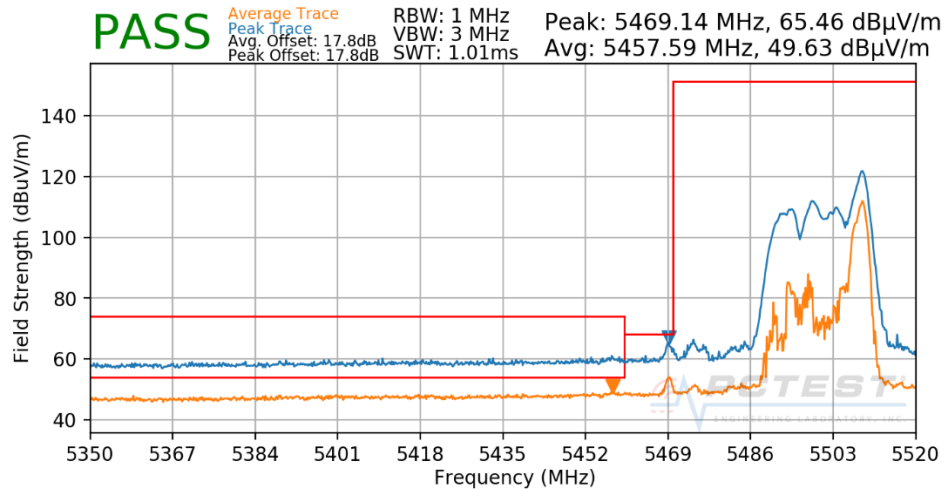


Plot 7-851. Radiated Upper Band Edge Plot CDD (Peak & Average – UNII Band 2A – RU26)

FCC ID: BCGA2228		MEASUREMENT REPORT (CERTIFICATION)	Approved by: Quality Manager
Test Report S/N: 1C1912170050-09.BCG	Test Dates: 12/10/2019 - 02/26/2020	EUT Type: Tablet Device	Page 511 of 537

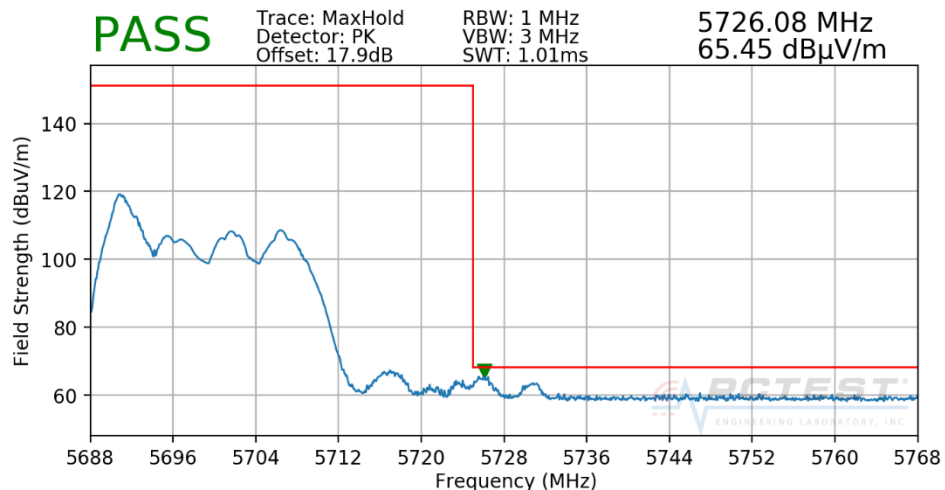


Worst Case Mode: 802.11ax
 Worst Case Transfer Rate: MCS8
 RU Index: 8
 Distance of Measurements: 3 Meters
 Operating Frequency: 5500MHz
 Channel: 100



Plot 7-852. Radiated Lower Band Edge Plot SDM (Peak & Average – UNII Band 2C – RU26)

Worst Case Mode: 802.11ax
 Worst Case Transfer Rate: MCS8
 RU Index: 0
 Distance of Measurements: 3 Meters
 Operating Frequency: 5700MHz
 Channel: 140

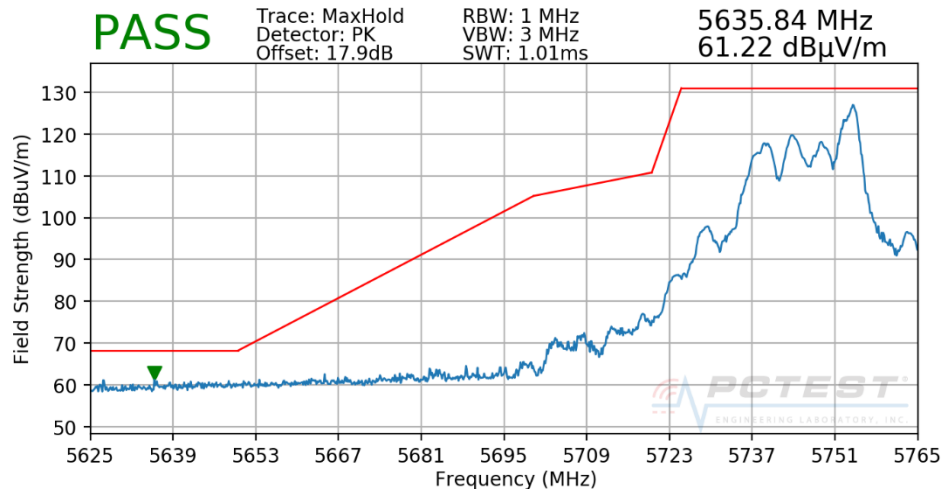


Plot 7-853. Radiated Upper Band Edge Plot SDM (Peak – UNII Band 2C – RU26)

FCC ID: BCGA2228	MEASUREMENT REPORT (CERTIFICATION)		Approved by: Quality Manager
Test Report S/N: 1C1912170050-09.BCG	Test Dates: 12/10/2019 - 02/26/2020	EUT Type: Tablet Device	Page 512 of 537

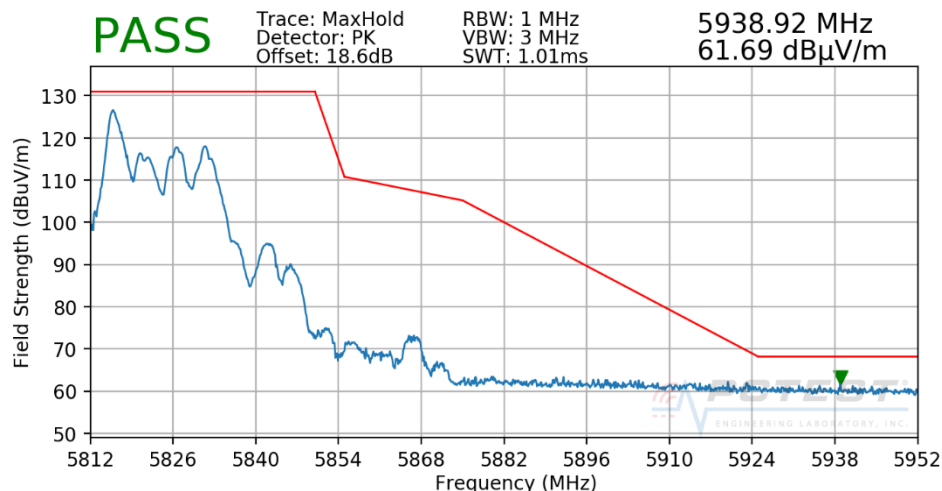


Worst Case Mode: 802.11ax
 Worst Case Transfer Rate: MCS0
 RU Index: 0
 Distance of Measurements: 3 Meters
 Operating Frequency: 5745MHz
 Channel: 149



Plot 7-854. Radiated Lower Band Edge Plot CDD (Peak – UNII Band 3 – RU26)

Worst Case Mode: 802.11ax
 Worst Case Transfer Rate: MCS0
 RU Index: 8
 Distance of Measurements: 3 Meters
 Operating Frequency: 5825MHz
 Channel: 165

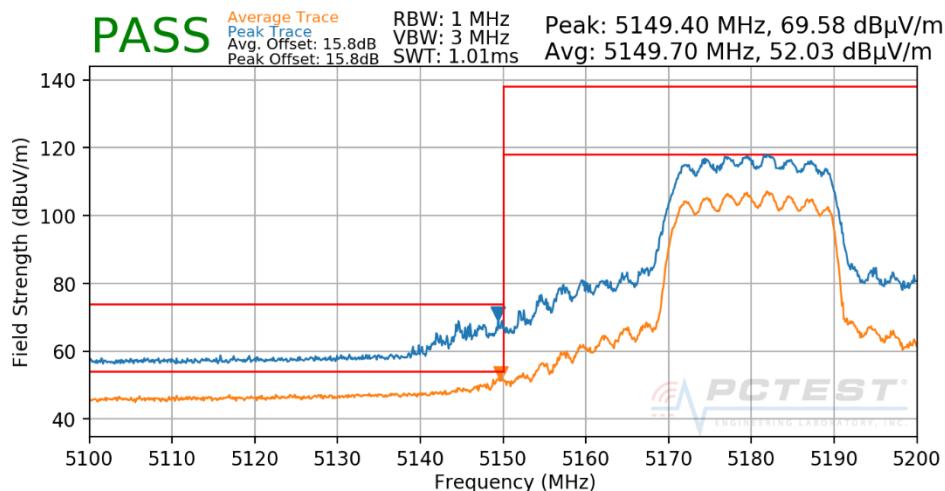


Plot 7-855. Radiated Upper Band Edge Plot CDD (Peak – UNII Band 3 – RU26)

FCC ID: BCGA2228	MEASUREMENT REPORT (CERTIFICATION)		Approved by: Quality Manager
Test Report S/N: 1C1912170050-09.BCG	Test Dates: 12/10/2019 - 02/26/2020	EUT Type: Tablet Device	Page 513 of 537

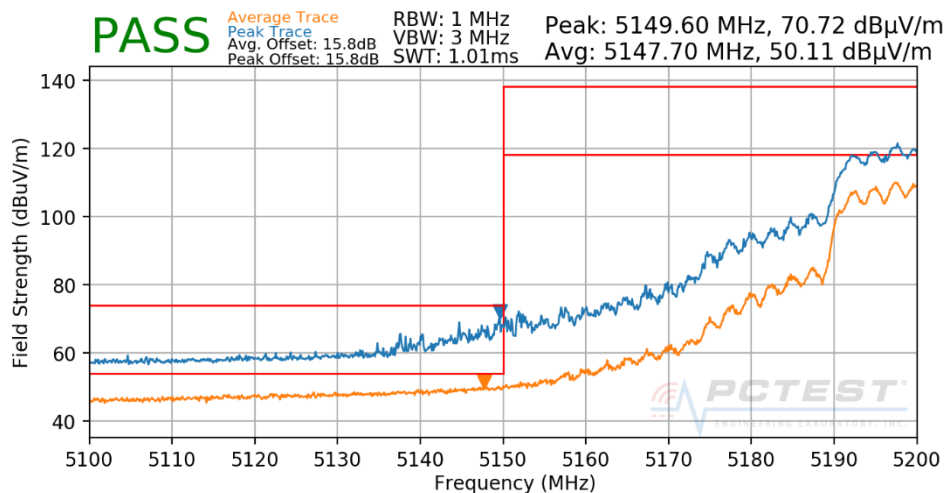
RU242

Worst Case Mode:	802.11ax
Worst Case Transfer Rate:	MCS0
RU Index:	61
Distance of Measurements:	3 Meters
Operating Frequency:	5180MHz
Channel:	36



Plot 7-856. Radiated Lower Band Edge Plot CDD (Peak & Average – UNII Band 1 – RU242)

Worst Case Mode:	802.11ax
Worst Case Transfer Rate:	MCS0
RU Index:	61
Distance of Measurements:	3 Meters
Operating Frequency:	5200MHz
Channel:	40

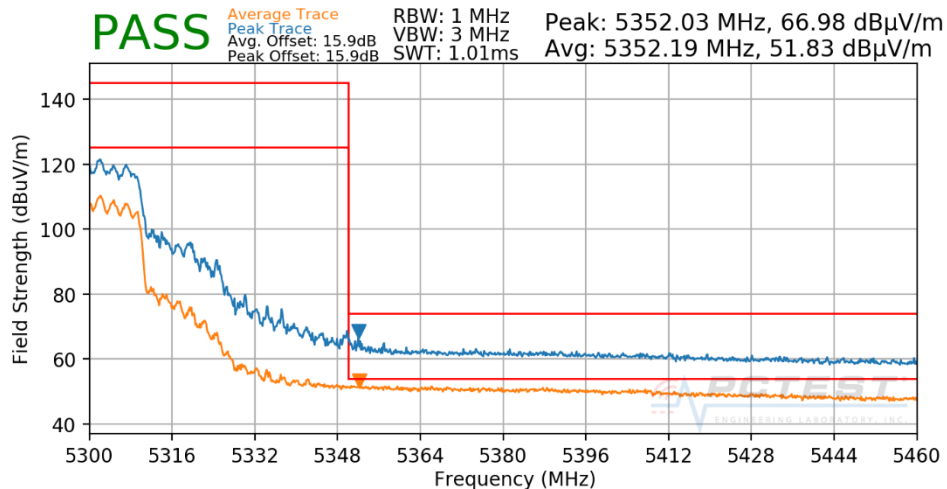


Plot 7-857. Radiated Lower Band Edge Plot CDD (Peak & Average – UNII Band 1 – RU242)

FCC ID: BCGA2228	 MEASUREMENT REPORT (CERTIFICATION)		Approved by: Quality Manager
Test Report S/N: 1C1912170050-09.BCG	Test Dates: 12/10/2019 - 02/26/2020	EUT Type: Tablet Device	Page 514 of 537

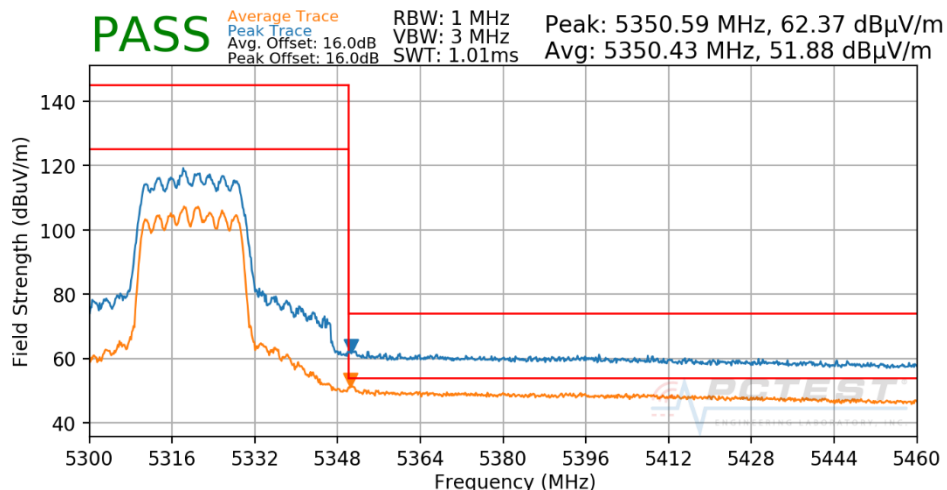


Worst Case Mode: 802.11ax
Worst Case Transfer Rate: MCS0
RU Index: 61
Distance of Measurements: 3 Meters
Operating Frequency: 5300MHz
Channel: 60



Plot 7-858. Radiated Upper Band Edge Plot CDD (Peak & Average – UNII Band 2A – RU242)

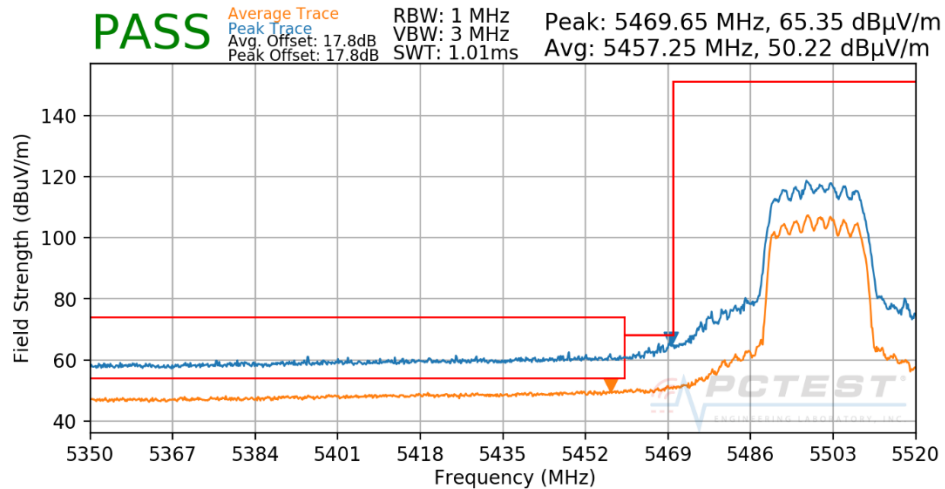
Worst Case Mode: 802.11ax
Worst Case Transfer Rate: MCS0
RU Index: 61
Distance of Measurements: 3 Meters
Operating Frequency: 5320MHz
Channel: 64



Plot 7-859. Radiated Upper Band Edge Plot CDD (Peak & Average – UNII Band 2A – RU242)

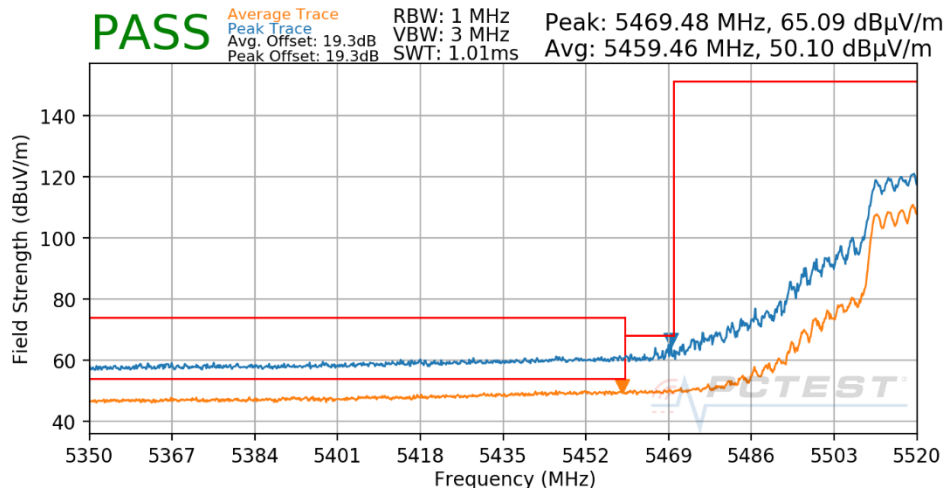
FCC ID: BCGA2228		MEASUREMENT REPORT (CERTIFICATION)	Approved by: Quality Manager
Test Report S/N: 1C1912170050-09.BCG	Test Dates: 12/10/2019 - 02/26/2020	EUT Type: Tablet Device	Page 515 of 537

Worst Case Mode: 802.11ax
 Worst Case Transfer Rate: MCS8
 RU Index: 61
 Distance of Measurements: 3 Meters
 Operating Frequency: 5500MHz
 Channel: 100



Plot 7-860. Radiated Lower Band Edge Plot CDD (Peak & Average – UNII Band 2C – RU242)

Worst Case Mode: 802.11ax
 Worst Case Transfer Rate: MCS0
 RU Index: 61
 Distance of Measurements: 3 Meters
 Operating Frequency: 5520MHz
 Channel: 104

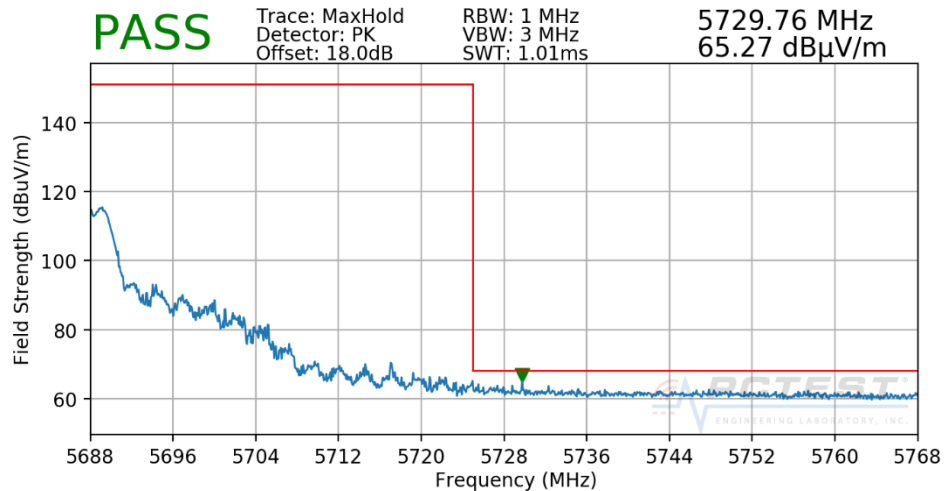


Plot 7-861. Radiated Lower Band Edge Plot CDD (Peak & Average – UNII Band 2C – RU242)

FCC ID: BCGA2228	 MEASUREMENT REPORT (CERTIFICATION)		Approved by: Quality Manager
Test Report S/N: 1C1912170050-09.BCG	Test Dates: 12/10/2019 - 02/26/2020	EUT Type: Tablet Device	Page 516 of 537

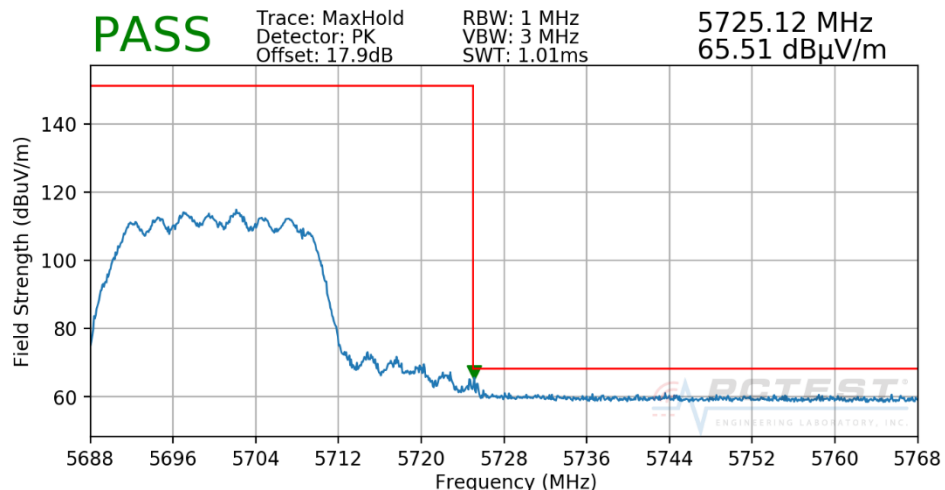


Worst Case Mode: 802.11ax
 Worst Case Transfer Rate: MCS0
 RU Index: 61
 Distance of Measurements: 3 Meters
 Operating Frequency: 5680MHz
 Channel: 136



Plot 7-862. Radiated Upper Band Edge Plot CDD (Peak – UNII Band 2C – RU242)

Worst Case Mode: 802.11ax
 Worst Case Transfer Rate: MCS0
 RU Index: 61
 Distance of Measurements: 3 Meters
 Operating Frequency: 5700MHz
 Channel: 140

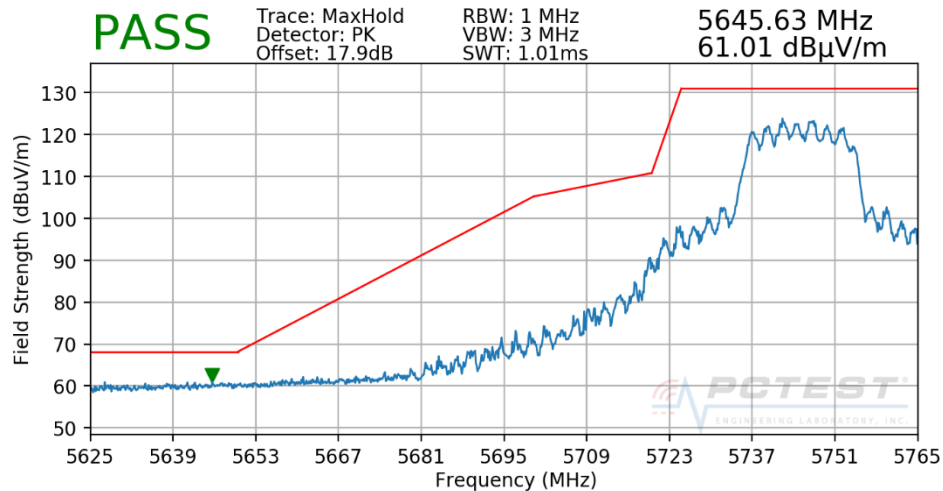


Plot 7-863. Radiated Upper Band Edge Plot CDD (Peak – UNII Band 2C – RU242)

FCC ID: BCGA2228	MEASUREMENT REPORT (CERTIFICATION)		Approved by: Quality Manager
Test Report S/N: 1C1912170050-09.BCG	Test Dates: 12/10/2019 - 02/26/2020	EUT Type: Tablet Device	Page 517 of 537

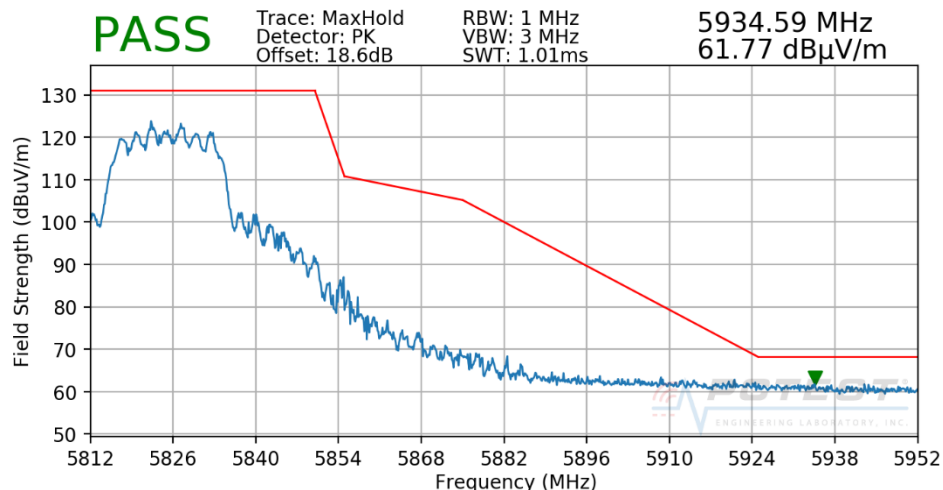


Worst Case Mode: 802.11ax
 Worst Case Transfer Rate: MCS0
 RU Index: 61
 Distance of Measurements: 3 Meters
 Operating Frequency: 5745MHz
 Channel: 149



Plot 7-864. Radiated Lower Band Edge Plot CDD (Peak - UNII Band 3 - RU242)

Worst Case Mode: 802.11ax
 Worst Case Transfer Rate: MCS0
 RU Index: 61
 Distance of Measurements: 3 Meters
 Operating Frequency: 5825MHz
 Channel: 165



Plot 7-865. Radiated Upper Band Edge Plot CDD (Peak - UNII Band 3 - RU242)

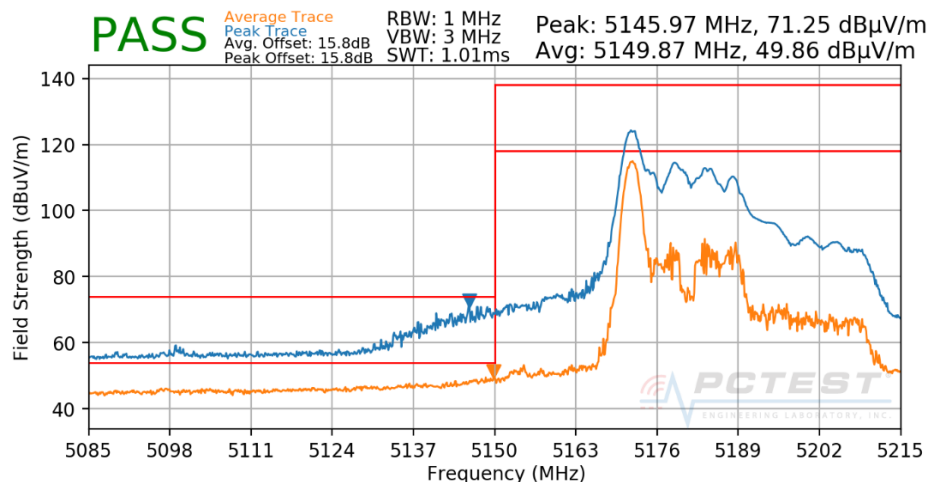
FCC ID: BCGA2228		MEASUREMENT REPORT (CERTIFICATION)	Approved by: Quality Manager
Test Report S/N: 1C1912170050-09.BCG	Test Dates: 12/10/2019 - 02/26/2020	EUT Type: Tablet Device	Page 518 of 537

7.6.11 CDD Radiated Band Edge Measurements (40MHz BW)

§15.407(b.1)(b.2) §15.205 §15.209; RSS-Gen [8.9]

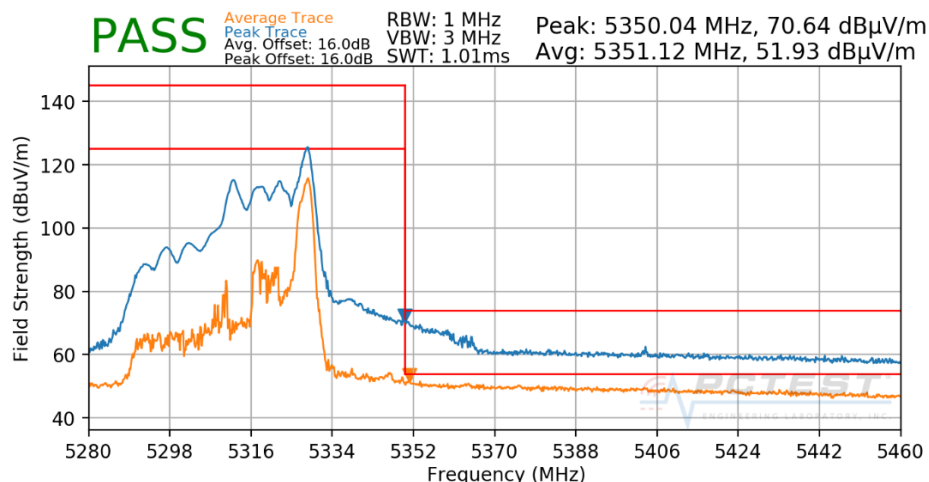
RU26

Worst Case Mode:	802.11ax
Worst Case Transfer Rate:	MCS0
RU Index:	0
Distance of Measurements:	3 Meters
Operating Frequency:	5190MHz
Channel:	38




Plot 7-866. Radiated Lower Band Edge Plot CDD (Peak & Average – UNII Band 1 – RU26)

Worst Case Mode:	802.11ax
Worst Case Transfer Rate:	MCS0
RU Index:	17
Distance of Measurements:	3 Meters
Operating Frequency:	5310MHz
Channel:	62

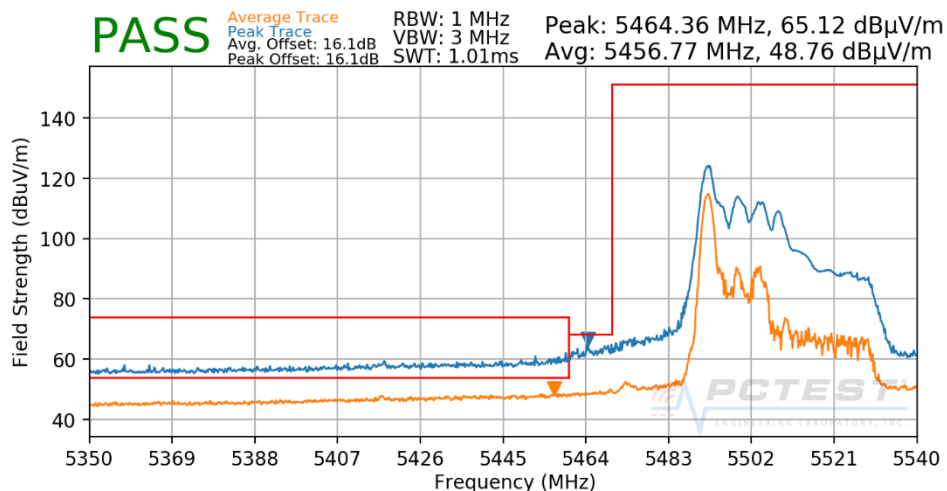


Plot 7-867. Radiated Upper Band Edge Plot CDD (Peak & Average – UNII Band 2A – RU26)

FCC ID: BCGA2228		MEASUREMENT REPORT (CERTIFICATION)	Approved by: Quality Manager
Test Report S/N: 1C1912170050-09.BCG	Test Dates: 12/10/2019 - 02/26/2020	EUT Type: Tablet Device	Page 519 of 537

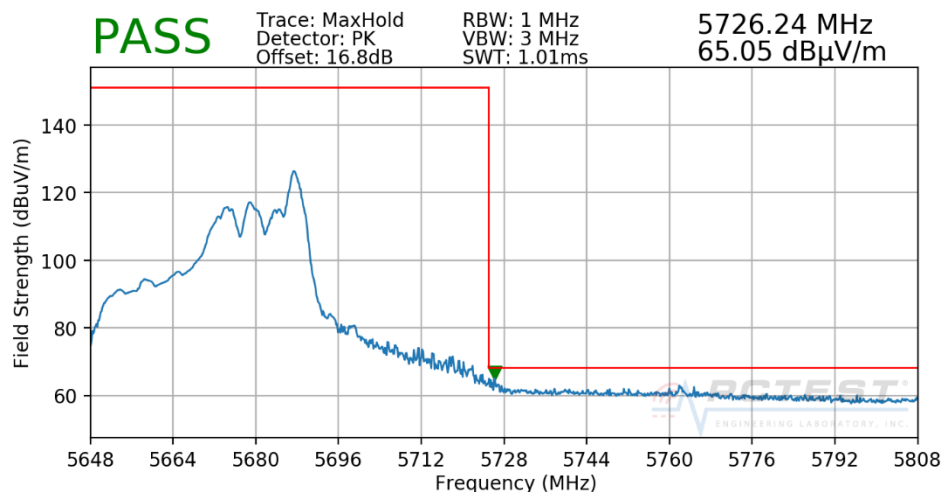


Worst Case Mode: 802.11ax
Worst Case Transfer Rate: MCS8
RU Index: 0
Distance of Measurements: 3 Meters
Operating Frequency: 5510MHz
Channel: 102



Plot 7-868. Radiated Lower Band Edge Plot SDM (Peak & Average – UNII Band 2C – RU26)

Worst Case Mode: 802.11ax
Worst Case Transfer Rate: MCS8
RU Index: 17
Distance of Measurements: 3 Meters
Operating Frequency: 5670MHz
Channel: 134

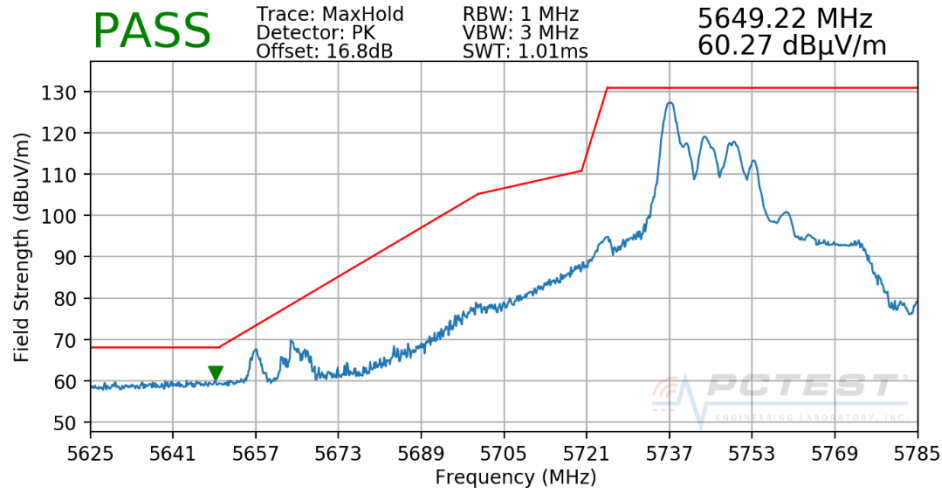


Plot 7-869. Radiated Upper Band Edge Plot SDM (Peak – UNII Band 2C – RU26)

FCC ID: BCGA2228		MEASUREMENT REPORT (CERTIFICATION)	Approved by: Quality Manager
Test Report S/N: 1C1912170050-09.BCG	Test Dates: 12/10/2019 - 02/26/2020	EUT Type: Tablet Device	Page 520 of 537

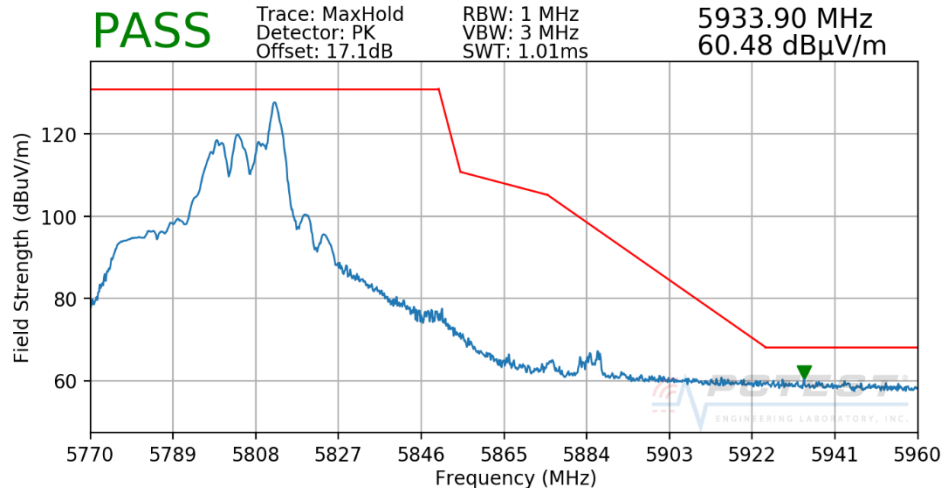


Worst Case Mode: 802.11ax
 Worst Case Transfer Rate: MCS0
 RU Index: 0
 Distance of Measurements: 3 Meters
 Operating Frequency: 5755MHz
 Channel: 151



Plot 7-870. Radiated Lower Band Edge Plot CDD (Peak – UNII Band 3 – RU26)

Worst Case Mode: 802.11ax
 Worst Case Transfer Rate: MCS0
 RU Index: 17
 Distance of Measurements: 3 Meters
 Operating Frequency: 5795MHz
 Channel: 159



Plot 7-871. Radiated Upper Band Edge Plot CDD (Peak – UNII Band 3 – RU26)

FCC ID: BCGA2228		MEASUREMENT REPORT (CERTIFICATION)	Approved by: Quality Manager
Test Report S/N: 1C1912170050-09.BCG	Test Dates: 12/10/2019 - 02/26/2020	EUT Type: Tablet Device	Page 521 of 537