



TEST SETUP PHOTOS

Report Number: 12791034-EP1V1


1. SCOPE

The purpose of this document is to show test setup diagrams and photos for the following reports


| Reports |
|-------------|
| 12791034-E1 |
| 12791034-E2 |
| 12791034-E4 |

2. SETUP PHOTOS


RADIATED RF MEASUREMENT SETUP




BELOW 30 MHz (FRONT)






BELOW 30 MHz (BACK)



BELOW 0.96 GHz (FRONT)



BELOW 0.96 GHz (BACK)

**Fundamental 6 – 9 GHz (FRONT)****Fundamental 6 – 9 GHz (BACK)****0.96 – 18 GHz (FRONT)****0.96 – 18 GHz (BACK)****18 – 40 GHz (SIDE)****18 – 40 GHz (BACK)**