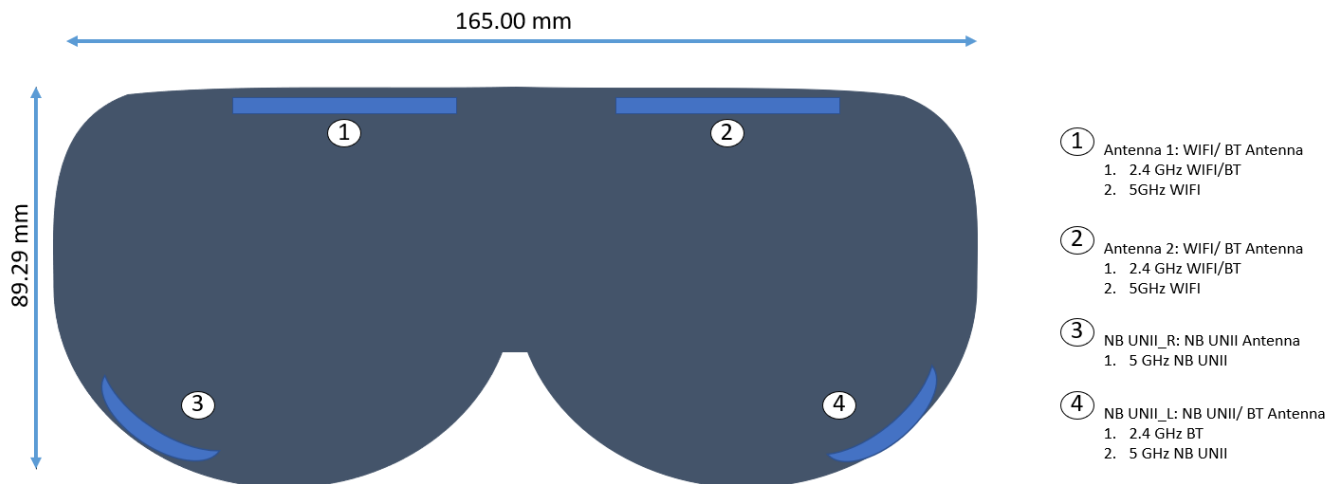


**APPENDIX F: DUT ANTENNA DIAGRAM & SAR TEST SETUP
PHOTOGRAPHS**

FCC ID: BCGA2117	SAR EVALUATION REPORT	Approved by: Technical Manager
DUT Type: Head Mounted Device		APPENDIX: F Page 1 of 11



Note: Exact antenna dimensions and separation distances are shown in the Technical Descriptions in the FCC Filing.

Figure F-1
DUT Antenna Locations

FCC ID: BCGA2117	SAR EVALUATION REPORT	Approved by: Technical Manager
DUT Type: Head Mounted Device		APPENDIX: F Page 2 of 11



SAR Test Setup Photo 1: Antenna 1 and Antenna 2 Head SAR at 0.0 cm



SAR Test Setup Photo 2: Antenna NB UNII-R Head SAR at 0.0 cm

FCC ID: BCGA2117	SAR EVALUATION REPORT	Approved by: Technical Manager
DUT Type: Head Mounted Device		APPENDIX: F Page 3 of 11



SAR Test Setup Photo 3: Antenna NB UNII_L Head SAR at 0.0 cm



SAR Test Setup Photo 4: Antenna Testing with Main Light Seal Head SAR at 0.0 cm

FCC ID: BCGA2117	SAR EVALUATION REPORT	Approved by: Technical Manager
DUT Type: Head Mounted Device		APPENDIX: F Page 4 of 11



SAR Test Setup Photo 5: Antenna Testing with Mini Light Seal Head SAR at 0.0 cm



SAR Test Setup Photo 6: Antenna NB UNII_R Point 19 Extremity SAR at 0.0 cm

FCC ID: BCGA2117	SAR EVALUATION REPORT	Approved by: Technical Manager
DUT Type: Head Mounted Device		APPENDIX: F Page 5 of 11




SAR Test Setup Photo 7: Antenna NB UNII_R Point 22 Extremity SAR at 0.0 cm



SAR Test Setup Photo 8: Antenna NB UNII_R Point 23 Extremity SAR at 0.0 cm

FCC ID: BCGA2117	SAR EVALUATION REPORT	Approved by: Technical Manager
DUT Type: Head Mounted Device		APPENDIX: F Page 6 of 11



SAR Test Setup Photo 9: Antenna NB UNII_R Point 25 Extremity SAR at 0.0 cm



SAR Test Setup Photo 10: Antenna NB UNII_L Point 7 Extremity SAR at 0.0 cm

FCC ID: BCGA2117	SAR EVALUATION REPORT	Approved by: Technical Manager
DUT Type: Head Mounted Device		APPENDIX: F Page 7 of 11



SAR Test Setup Photo 11: Antenna NB UNII_L Point 10 Extremity SAR at 0.0 cm



SAR Test Setup Photo 12: Antenna NB UNII_L Point 11 Extremity SAR at 0.0 cm

FCC ID: BCGA2117	SAR EVALUATION REPORT	Approved by: Technical Manager
DUT Type: Head Mounted Device		APPENDIX: F Page 8 of 11



SAR Test Setup Photo 13: Antenna NB UNII_L Point 13 Extremity SAR at 0.0 cm




SAR Test Setup Photo 14: Antenna NB UNII_L Testing with Main Light Seal Extremity SAR at 0.0 cm

FCC ID: BCGA2117	SAR EVALUATION REPORT	Approved by: Technical Manager
DUT Type: Head Mounted Device		APPENDIX: F Page 9 of 11




SAR Test Setup Photo 15: Antenna NB UNII_L Testing with Mini Light Seal Extremity SAR at 0.0 cm



SAR Test Setup Photo 16: Antenna NB UNII_R Testing Extremity mmWave at 0.0 cm

FCC ID: BCGA2117	SAR EVALUATION REPORT	Approved by: Technical Manager
DUT Type: Head Mounted Device		APPENDIX: F Page 10 of 11



SAR Test Setup Photo 17: Antenna NB UNII_L Testing Extremity mmWave at 0.0 cm

FCC ID: BCGA2117	SAR EVALUATION REPORT	Approved by: Technical Manager
DUT Type: Head Mounted Device		APPENDIX: F Page 11 of 11