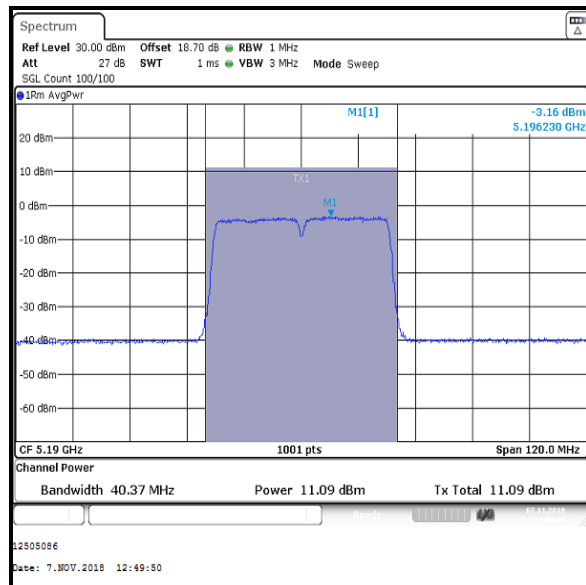
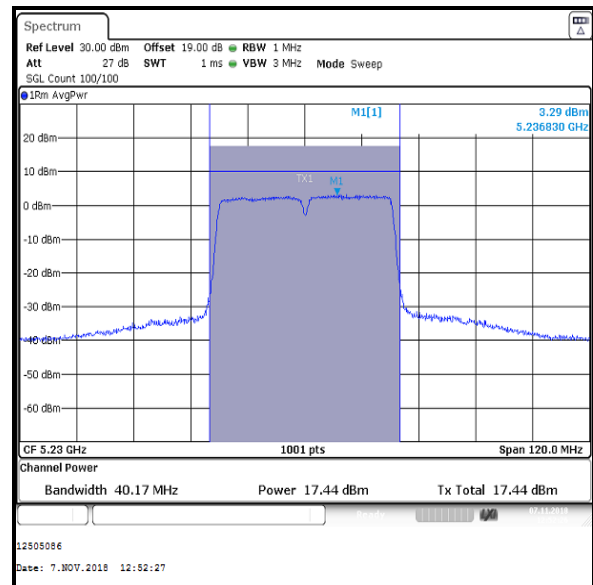
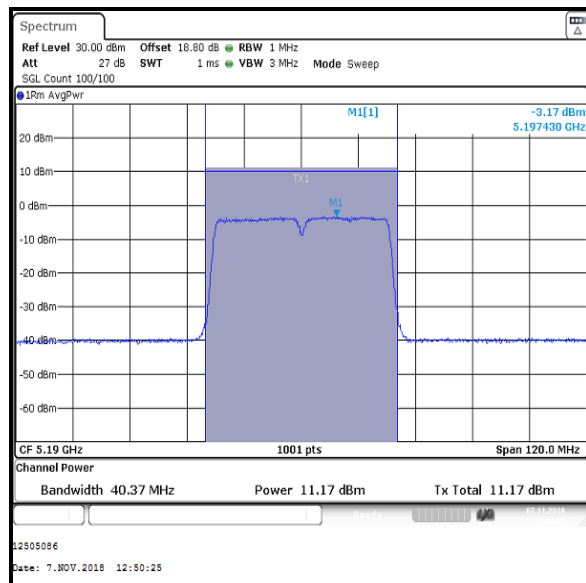


**Transmitter Maximum Conducted Output Power (5.15-5.25 GHz band) (continued)****Results: 802.11n / 40 MHz / MIMO / 3Tx CDD / BPSK / MCS0 / Core 1**

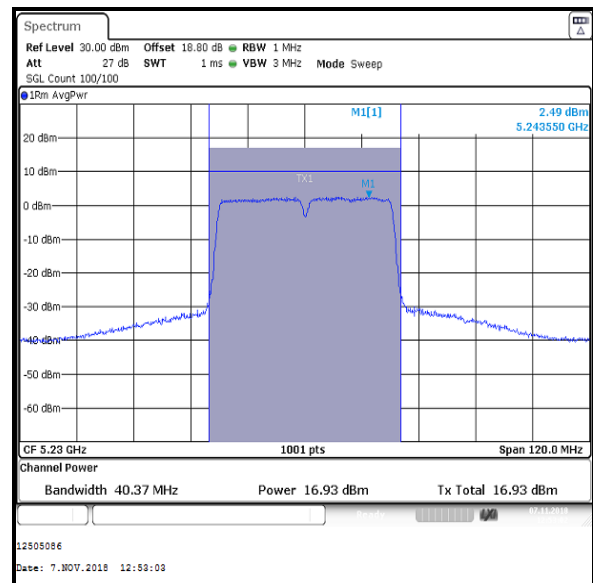
Bottom Channel



Top Channel

**Results: 802.11n / 40 MHz / MIMO / 3Tx CDD / BPSK / MCS0 / Core 2**

Bottom Channel



Top Channel

**Transmitter Maximum Conducted Output Power (5.15-5.25 GHz band) (continued)****Results: 802.11ac / 80 MHz / MIMO / 3Tx CDD / BPSK / MCS0x1**

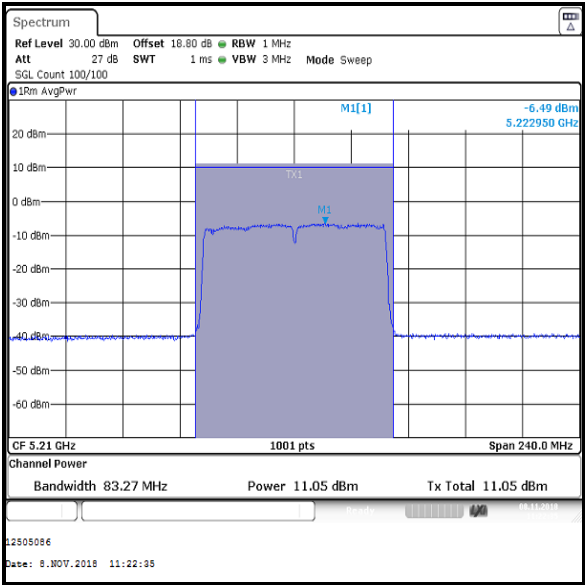
Channel	Frequency (MHz)	Core 0			Core 1		
		Conducted Power (dBm)	Duty Cycle correction (dB)	Corrected Conducted Power (dBm)	Conducted Power (dBm)	Duty Cycle correction (dB)	Corrected Conducted Power (dBm)
Single	5210	11.1	0.2	11.3	11.4	0.2	11.6

Channel	Frequency (MHz)	Core 2			Core 0, Core 1 & Core 2		
		Conducted Power (dBm)	Duty Cycle correction (dB)	Corrected Conducted Power (dBm)	Corrected Conducted Power Core 1 (dBm)	Corrected Conducted Power Core 0 (dBm)	Corrected Conducted Power Core 2 (dBm)
Single	5210	11.0	0.2	11.2	11.3	11.6	11.2

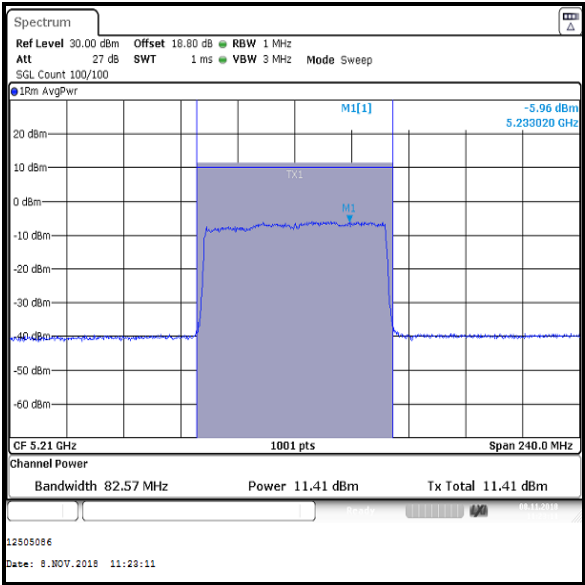
Channel	Frequency (MHz)	Combined Conducted Power (dBm)	Limit (dBm)	Margin (dB)	Result
Single	5210	16.1	24.0	7.9	Complied

Transmitter Maximum Conducted Output Power (5.15-5.25 GHz band) (continued)

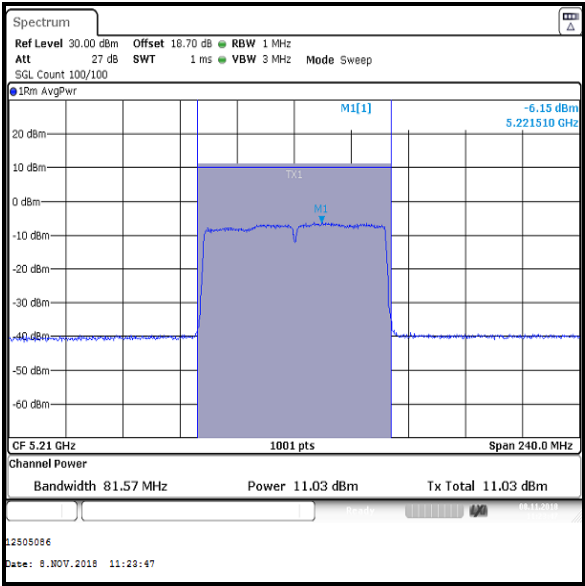
Results: 802.11ac / 80 MHz / MIMO / 3Tx CDD / BPSK / MCS0x1



Single Channel / Core 0



Single Channel / Core 1

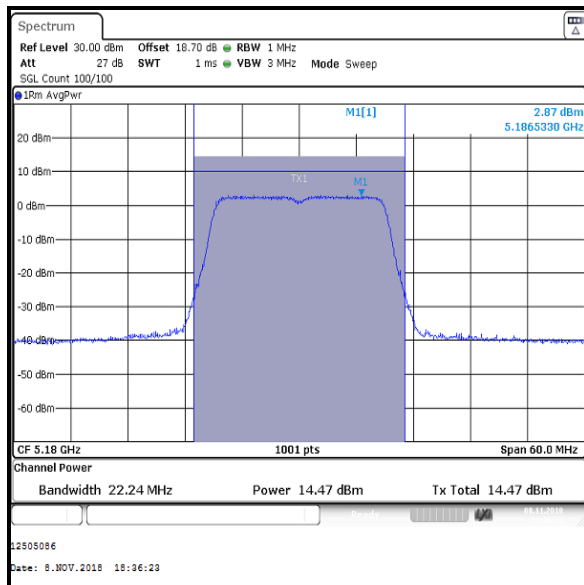
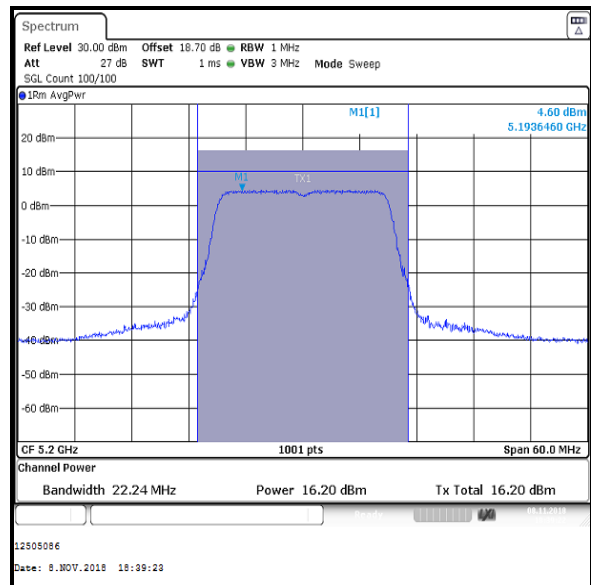
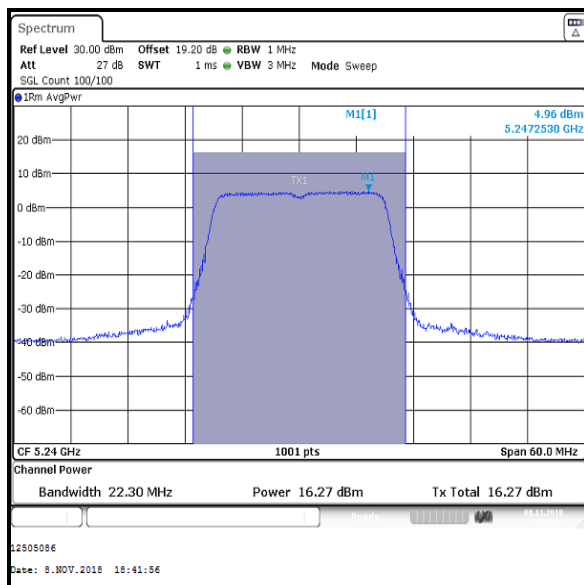


Single Channel / Core 2

**Transmitter Maximum Conducted Output Power (5.15-5.25 GHz band) (continued)****Results: 802.11n / 20 MHz / MIMO / 3Tx SDM / BPSK / MCS16**

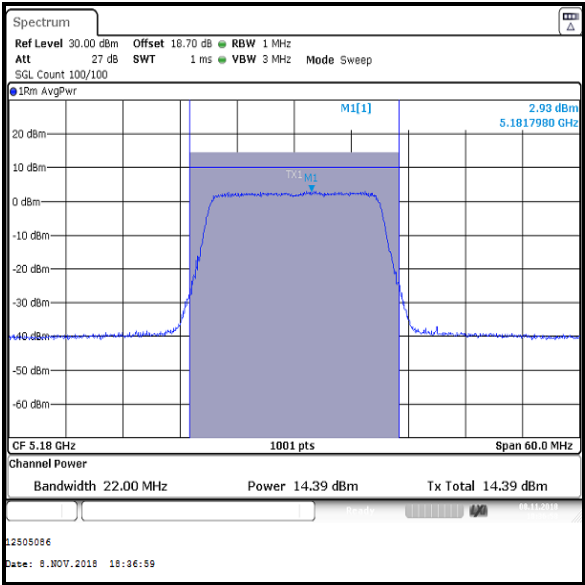
Channel	Frequency (MHz)	Conducted Power Core 0 (dBm)	Conducted Power Core 1 (dBm)	Conducted Power Core 2 (dBm)	Combined Conducted Power (dBm)
Bottom	5180	14.5	14.4	14.7	19.3
Middle	5200	16.2	16.2	16.3	21.0
Top	5240	16.3	16.4	15.9	21.0

Channel	Frequency (MHz)	Combined Conducted Power (dBm)	Limit (dBm)	Margin (dB)	Result
Bottom	5180	19.3	24.0	4.7	Complied
Middle	5200	21.0	24.0	3.0	Complied
Top	5240	21.0	24.0	3.0	Complied

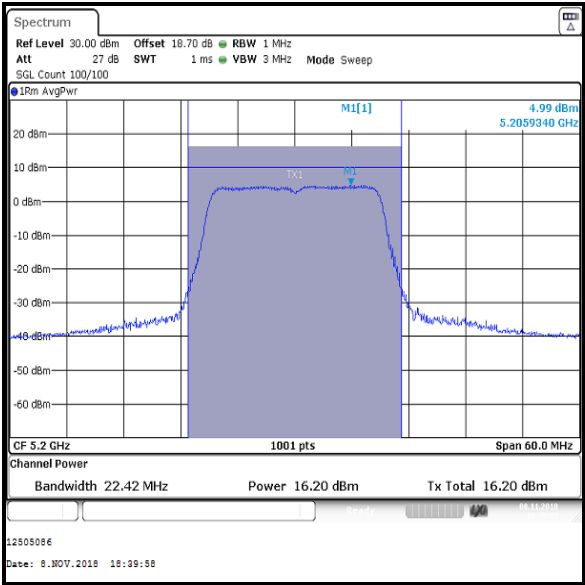
**Transmitter Maximum Conducted Output Power (5.15-5.25 GHz band) (continued)****Results: 802.11n / 20 MHz / MIMO / 3Tx SDM / BPSK / MCS16 / Core 0****Bottom Channel****Middle Channel****Top Channel**

Transmitter Maximum Conducted Output Power (5.15-5.25 GHz band) (continued)

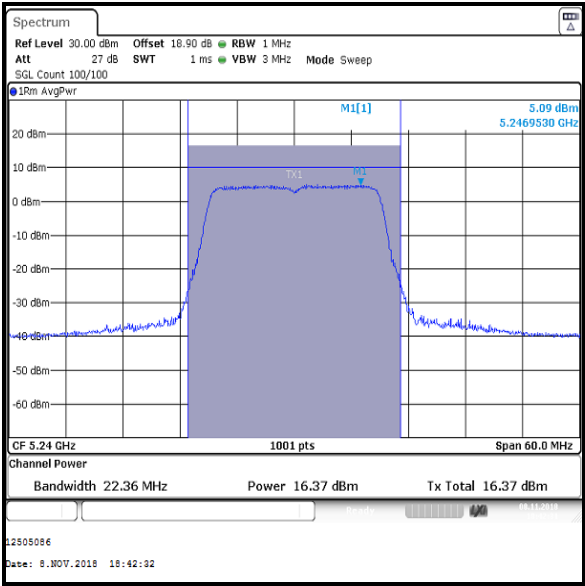
Results: 802.11n / 20 MHz / MIMO / 3Tx SDM / BPSK / MCS16 / Core 1



Bottom Channel



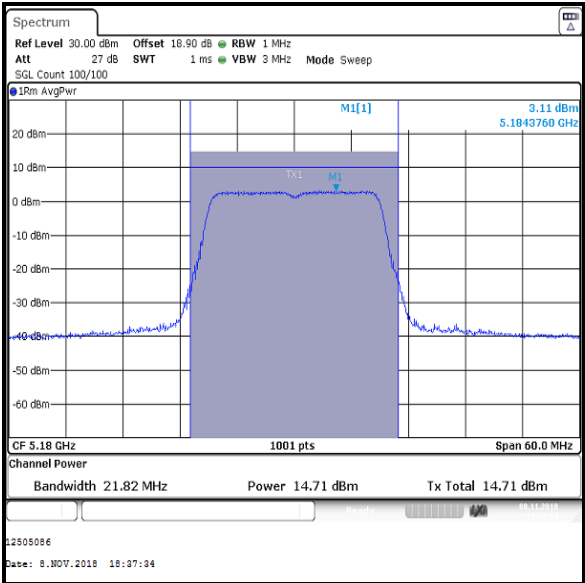
Middle Channel



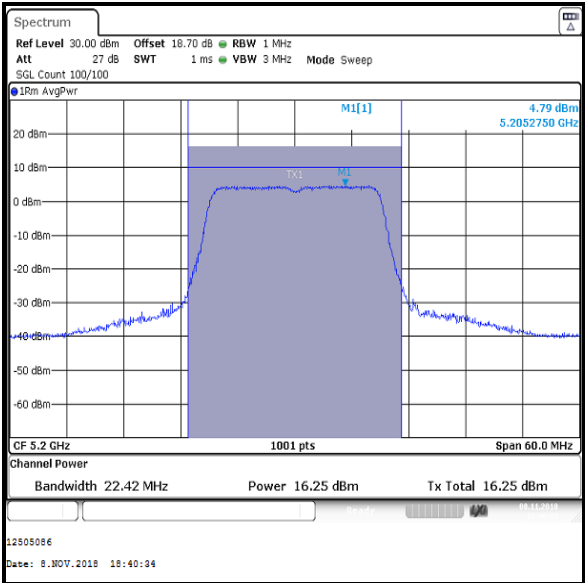
Top Channel

Transmitter Maximum Conducted Output Power (5.15-5.25 GHz band) (continued)

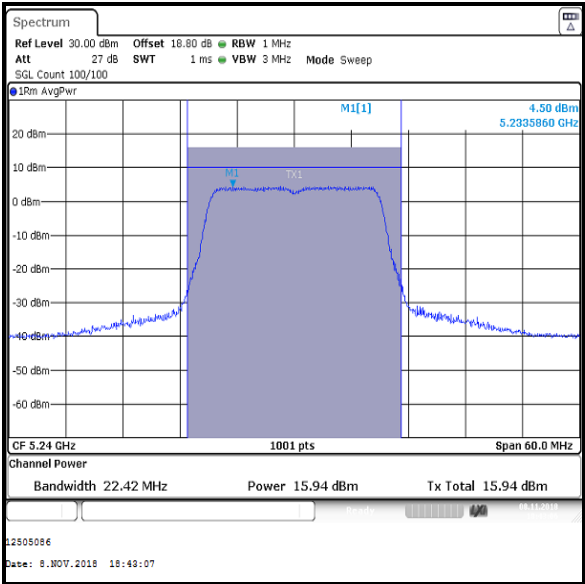
Results: 802.11n / 20 MHz / MIMO / 3Tx SDM / BPSK / MCS16 / Core 2



Bottom Channel



Middle Channel



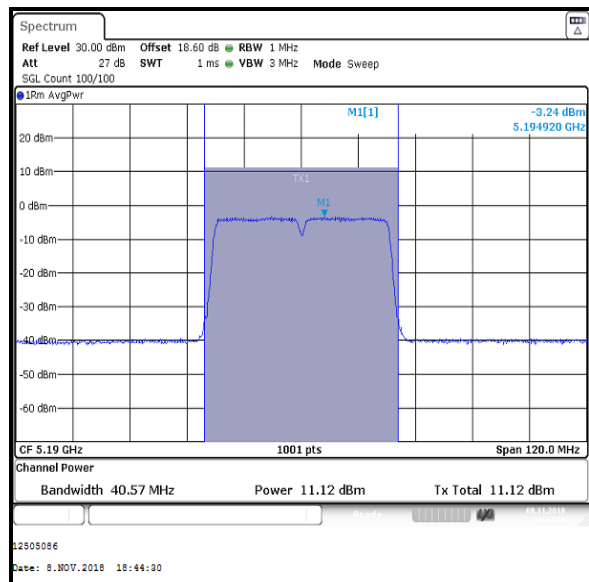
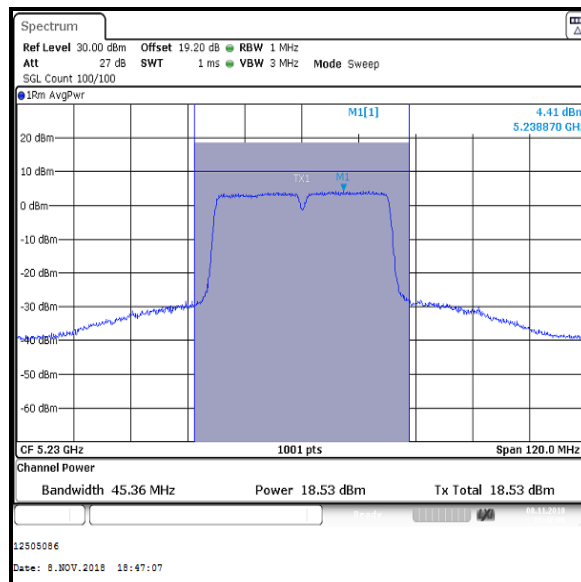
Top Channel

**Transmitter Maximum Conducted Output Power (5.15-5.25 GHz band) (continued)****Results: 802.11n / 40 MHz / MIMO / 3Tx SDM / BPSK / MCS16**

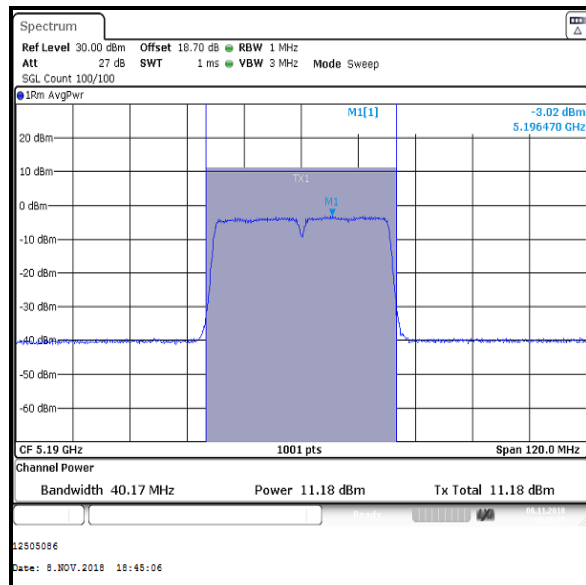
Channel	Frequency (MHz)	Core 0			Core 1		
		Conducted Power (dBm)	Duty Cycle correction (dB)	Corrected Conducted Power (dBm)	Conducted Power (dBm)	Duty Cycle correction (dB)	Corrected Conducted Power (dBm)
Bottom	5190	11.1	0.1	11.2	11.2	0.1	11.3
Top	5230	18.5	0.1	18.6	18.9	0.1	19.0

Channel	Frequency (MHz)	Core 2			Core 0, Core 1 & Core 2		
		Conducted Power (dBm)	Duty Cycle correction (dB)	Corrected Conducted Power (dBm)	Corrected Conducted Power Core 0 (dBm)	Corrected Conducted Power Core 1 (dBm)	Corrected Conducted Power Core 2 (dBm)
Bottom	5190	11.2	0.1	11.3	11.2	11.3	11.3
Top	5230	18.3	0.1	18.4	18.6	19.0	18.4

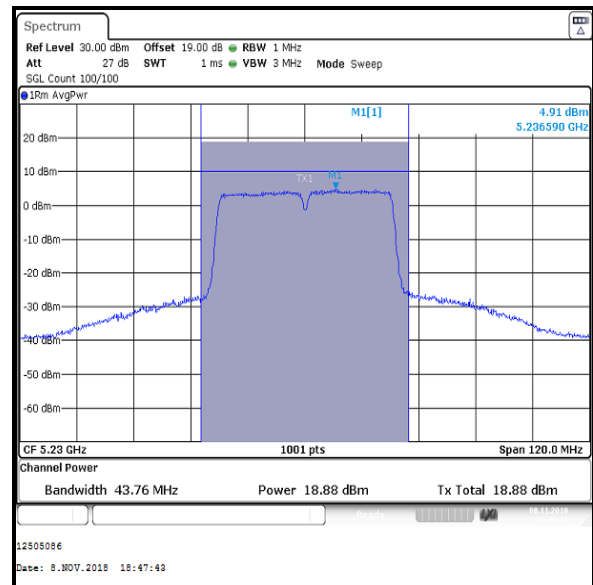
Channel	Frequency (MHz)	Combined Conducted Power (dBm)	Limit (dBm)	Margin (dB)	Result
Bottom	5190	16.0	24.0	8.0	Complied
Top	5230	23.4	24.0	0.6	Complied

**Results: 802.11n / 40 MHz / MIMO / 3Tx SDM / BPSK / MCS16 / Core 0****Bottom Channel****Top Channel**

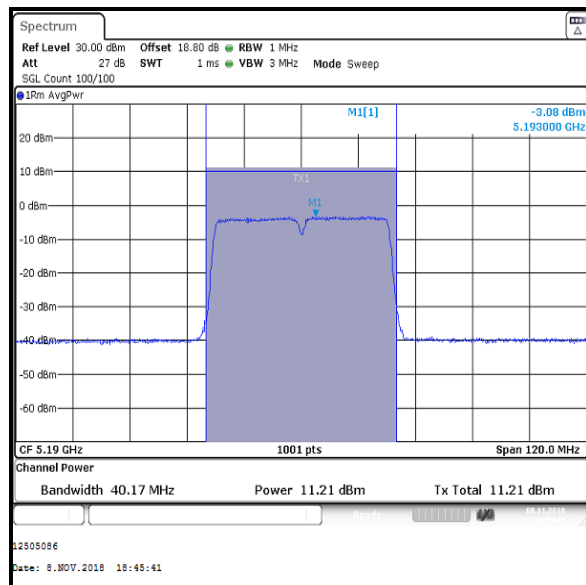


**Transmitter Maximum Conducted Output Power (5.15-5.25 GHz band) (continued)****Results: 802.11n / 40 MHz / MIMO / 3Tx SDM / BPSK / MCS16 / Core 1**

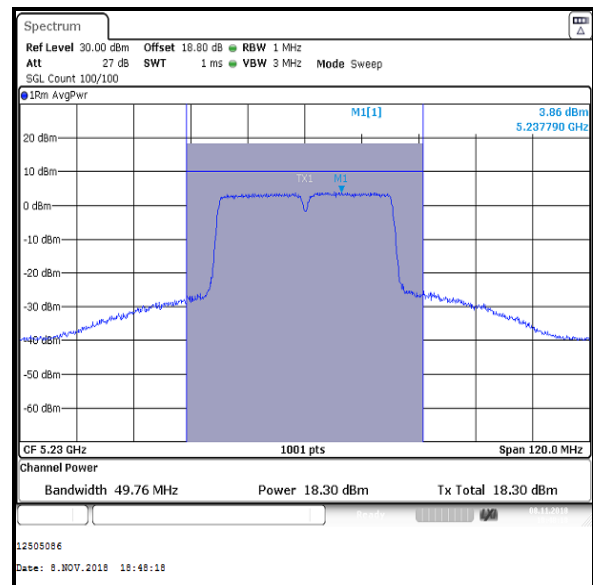
Bottom Channel



Top Channel

**Results: 802.11n / 40 MHz / MIMO / 3Tx SDM / BPSK / MCS16 / Core 2**

Bottom Channel



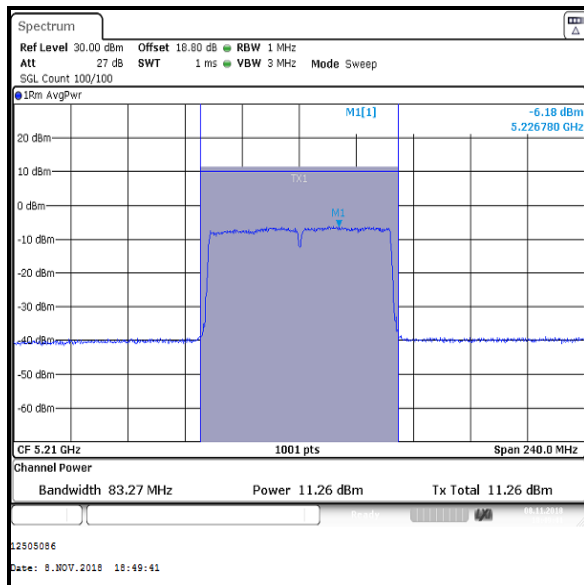
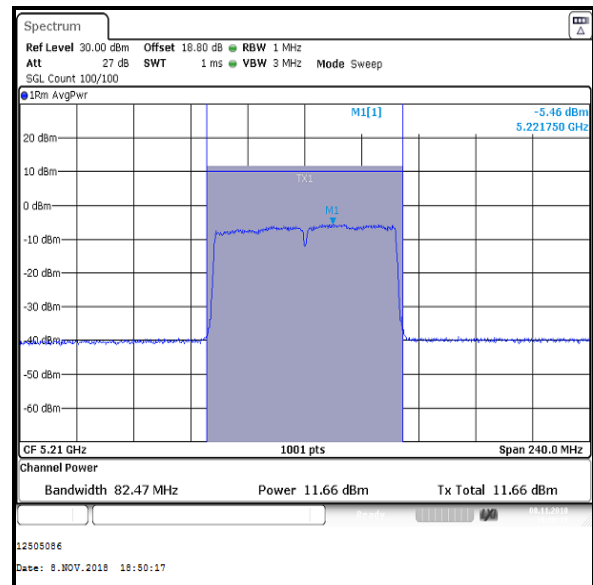
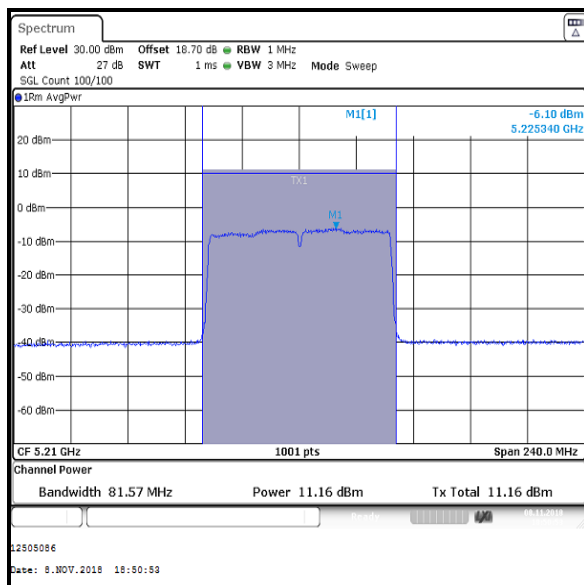
Top Channel

**Transmitter Maximum Conducted Output Power (5.15-5.25 GHz band) (continued)****Results: 802.11ac / 80 MHz / MIMO / 3Tx SDM / BPSK / MCS0x3**

Channel	Frequency (MHz)	Core 0			Core 1		
		Conducted Power (dBm)	Duty Cycle correction (dB)	Corrected Conducted Power (dBm)	Conducted Power (dBm)	Duty Cycle correction (dB)	Corrected Conducted Power (dBm)
Single	5210	11.3	0.2	11.5	11.7	0.2	11.9

Channel	Frequency (MHz)	Core 2			Core 0, Core 1 & Core 2		
		Conducted Power (dBm)	Duty Cycle correction (dB)	Corrected Conducted Power (dBm)	Corrected Conducted Power Core 0 (dBm)	Corrected Conducted Power Core 1 (dBm)	Corrected Conducted Power Core 2 (dBm)
Single	5210	11.2	0.2	11.4	11.5	11.9	11.4

Channel	Frequency (MHz)	Combined Conducted Power (dBm)	Limit (dBm)	Margin (dB)	Result
Single	5210	16.4	24.0	7.6	Complied

**Transmitter Maximum Conducted Output Power (5.15-5.25 GHz band) (continued)****Results: 802.11ac / 80 MHz / MIMO / 3Tx SDM / BPSK / MCS0x3****Single Channel / Core 0****Single Channel / Core 1****Single Channel / Core 2**

**Transmitter Maximum Conducted Output Power (5.15-5.25 GHz band) (continued)****Results: 802.11n / 20 MHz / MIMO / 3Tx TXBF / BPSK / MCS0**

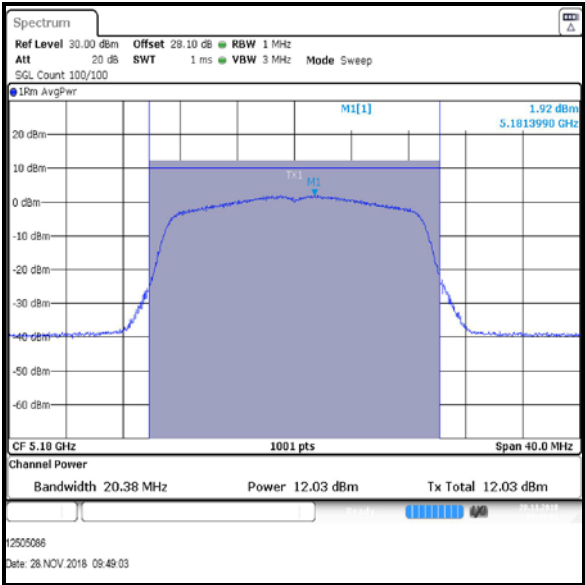
Channel	Frequency (MHz)	Core 0			Core 1		
		Conducted Power (dBm)	Duty Cycle correction (dB)	Corrected Conducted Power (dBm)	Conducted Power (dBm)	Duty Cycle correction (dB)	Corrected Conducted Power (dBm)
Bottom	5180	12.0	0.1	12.1	12.1	0.1	12.2
Middle	5200	12.3	0.1	12.4	12.6	0.1	12.7
Top	5240	12.5	0.1	12.6	12.3	0.1	12.4

Channel	Frequency (MHz)	Core 2			Core 0, Core 1 & Core 2		
		Conducted Power (dBm)	Duty Cycle correction (dB)	Corrected Conducted Power (dBm)	Corrected Conducted Power Core 0 (dBm)	Corrected Conducted Power Core 1 (dBm)	Corrected Conducted Power Core 2 (dBm)
Bottom	5180	11.1	0.1	11.2	12.1	12.2	11.2
Middle	5200	11.7	0.1	11.8	12.4	12.7	11.8
Top	5240	11.5	0.1	11.6	12.6	12.4	11.6

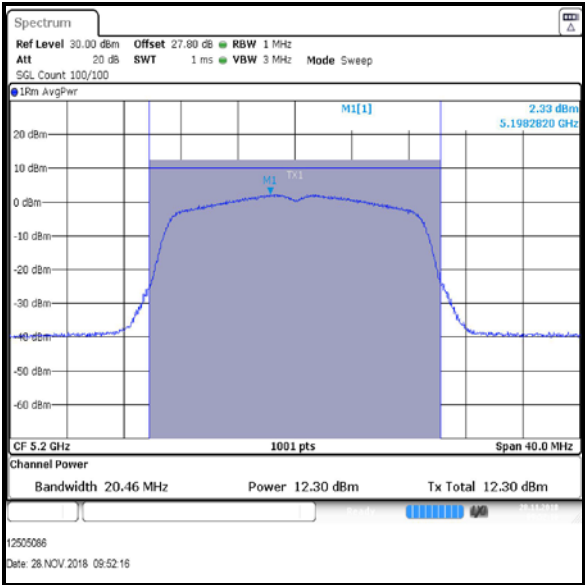
Channel	Frequency (MHz)	Combined Conducted Power (dBm)	Limit (dBm)	Margin (dB)	Result
Bottom	5180	16.6	22.2	5.6	Complied
Middle	5200	17.1	22.2	5.1	Complied
Top	5240	17.0	22.2	5.2	Complied

Transmitter Maximum Conducted Output Power (5.15-5.25 GHz band) (continued)

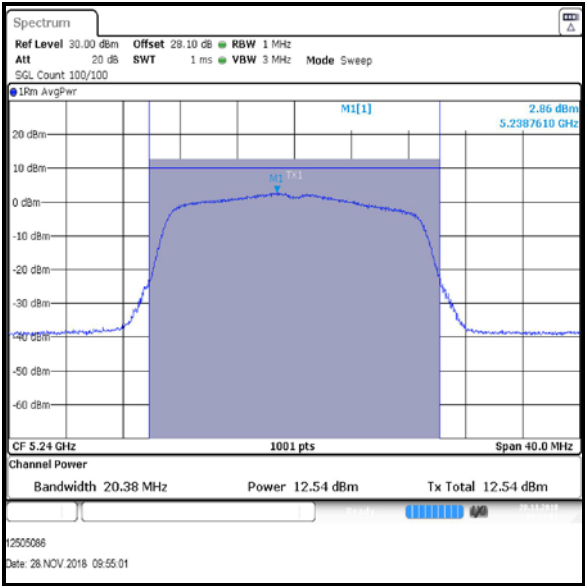
Results: 802.11n / 20 MHz / MIMO / 3Tx TXBF / BPSK / MCS0 / Core 0



Bottom Channel



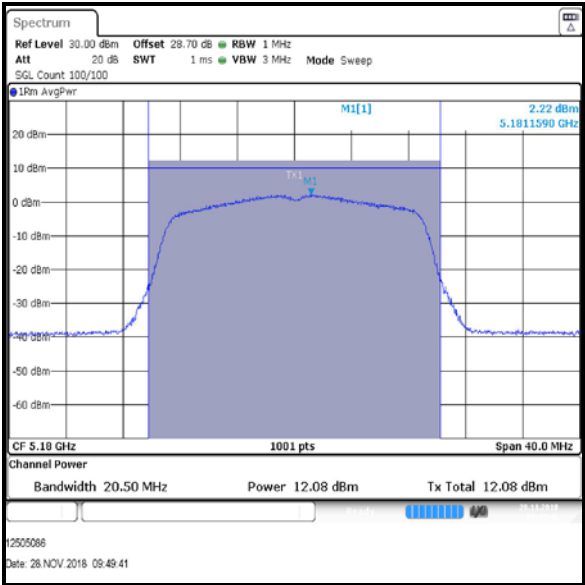
Middle Channel



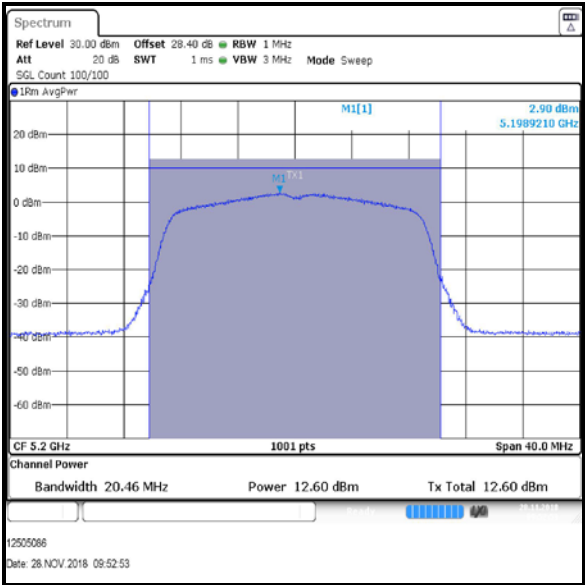
Top Channel

Transmitter Maximum Conducted Output Power (5.15-5.25 GHz band) (continued)

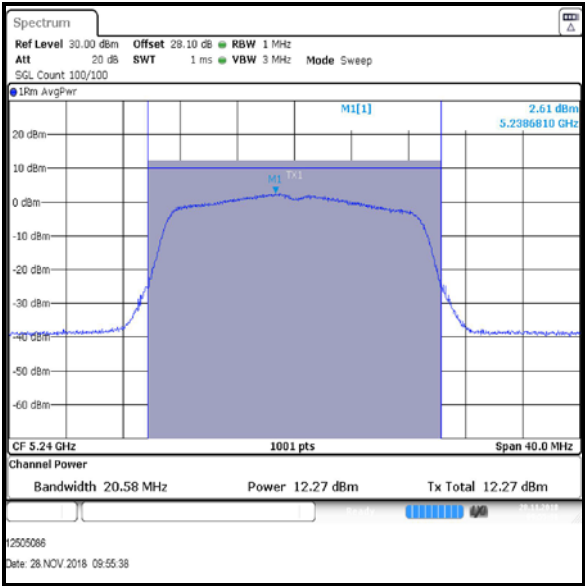
Results: 802.11n / 20 MHz / MIMO / 3Tx TXBF / BPSK / MCS0 / Core 1



Bottom Channel



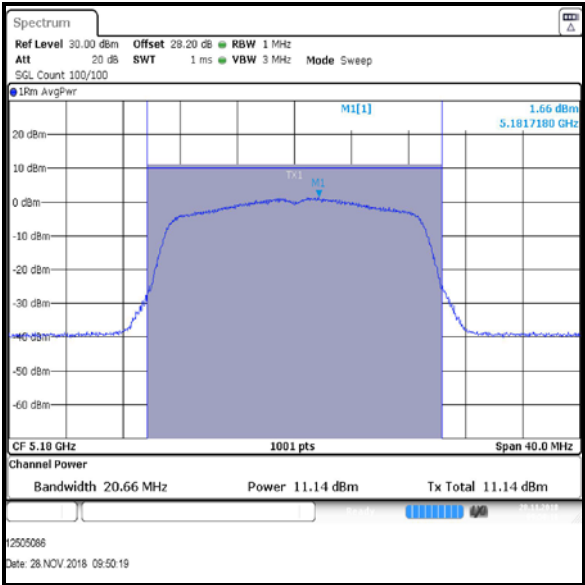
Middle Channel



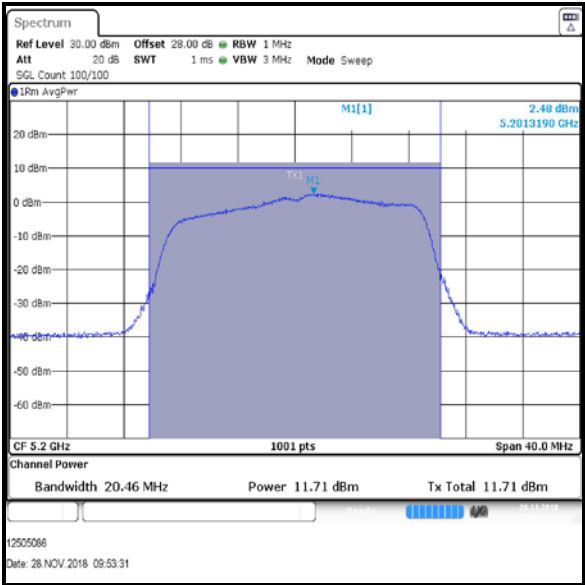
Top Channel

Transmitter Maximum Conducted Output Power (5.15-5.25 GHz band) (continued)

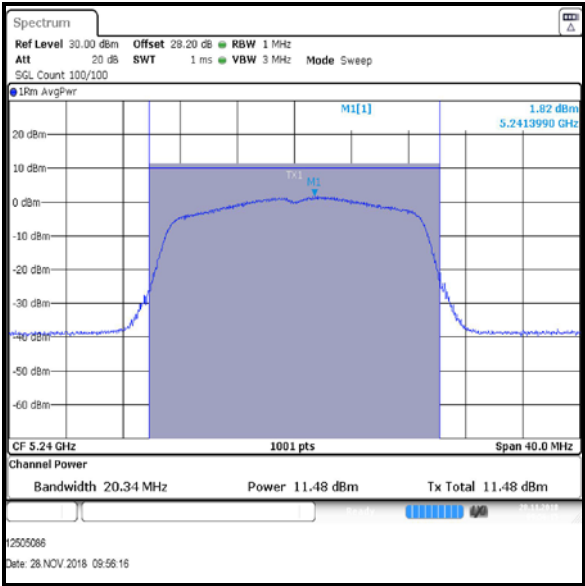
Results: 802.11n / 20 MHz / MIMO / 3Tx TXBF / BPSK / MCS0 / Core 2



Bottom Channel



Middle Channel



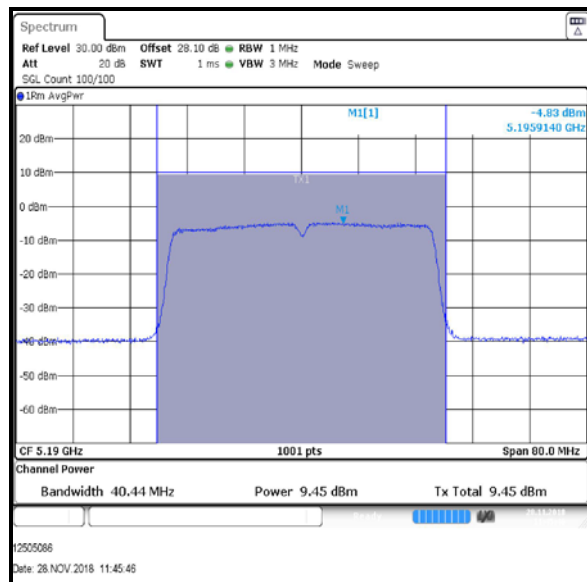
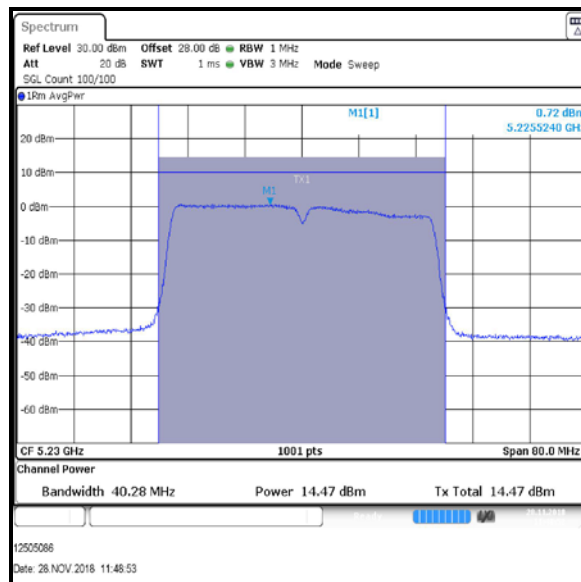
Top Channel

**Transmitter Maximum Conducted Output Power (5.15-5.25 GHz band) (continued)****Results: 802.11n / 40 MHz / MIMO / 3Tx TXBF / BPSK / MCS0**

Channel	Frequency (MHz)	Core 0			Core 1		
		Conducted Power (dBm)	Duty Cycle correction (dB)	Corrected Conducted Power (dBm)	Conducted Power (dBm)	Duty Cycle correction (dB)	Corrected Conducted Power (dBm)
Bottom	5190	9.5	0.1	9.6	9.1	0.1	9.2
Top	5230	14.5	0.1	14.6	13.9	0.1	14.0

Channel	Frequency (MHz)	Core 2			Core 0, Core 1 & Core 2		
		Conducted Power (dBm)	Duty Cycle correction (dB)	Corrected Conducted Power (dBm)	Corrected Conducted Power Core 0 (dBm)	Corrected Conducted Power Core 1 (dBm)	Corrected Conducted Power Core 2 (dBm)
Bottom	5190	9.9	0.1	10.0	9.6	9.2	10.0
Top	5230	13.5	0.1	13.6	14.6	14.0	13.6

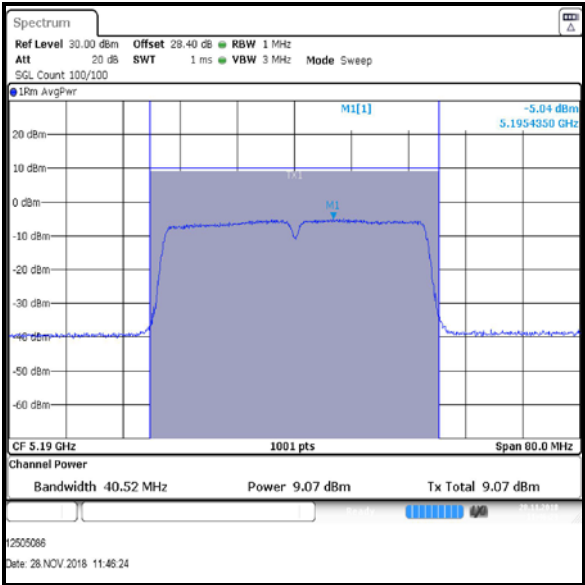
Channel	Frequency (MHz)	Combined Conducted Power (dBm)	Limit (dBm)	Margin (dB)	Result
Bottom	5190	14.4	22.2	7.8	Complied
Top	5230	18.9	22.2	3.3	Complied

**Results: 802.11n / 40 MHz / MIMO / 3Tx TXBF / BPSK / MCS0 / Core 0****Bottom Channel****Top Channel**

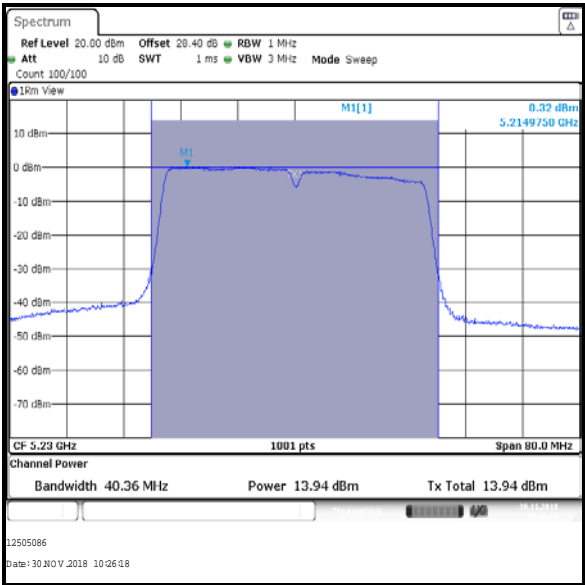


**Transmitter Maximum Conducted Output Power (5.15-5.25 GHz band) (continued)**

**Results: 802.11n / 40 MHz / MIMO / 3Tx TXBF / BPSK / MCS0 / Core 1**

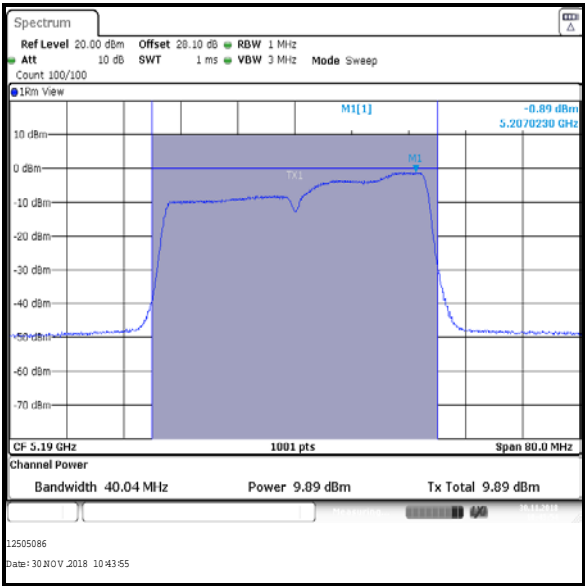


Bottom Channel

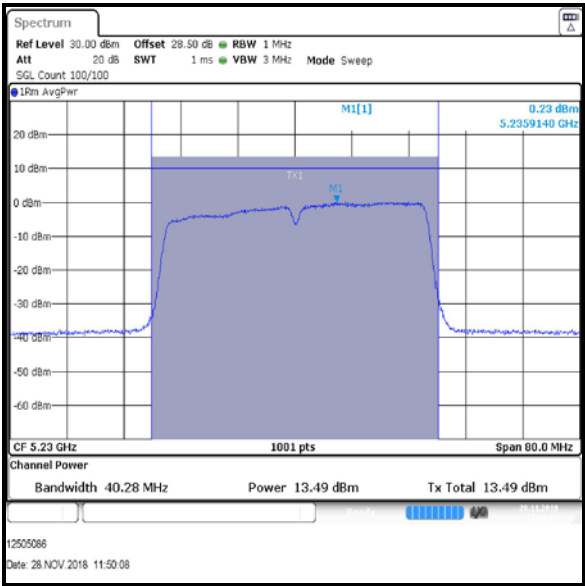


Top Channel

**Results: 802.11n / 40 MHz / MIMO / 3Tx TXBF / BPSK / MCS0 / Core 2**



Bottom Channel



Top Channel

**Transmitter Maximum Conducted Output Power (5.15-5.25 GHz band) (continued)****Results: 802.11ac / 80 MHz / MIMO / 3Tx TXBF / BPSK / MCS0x1**

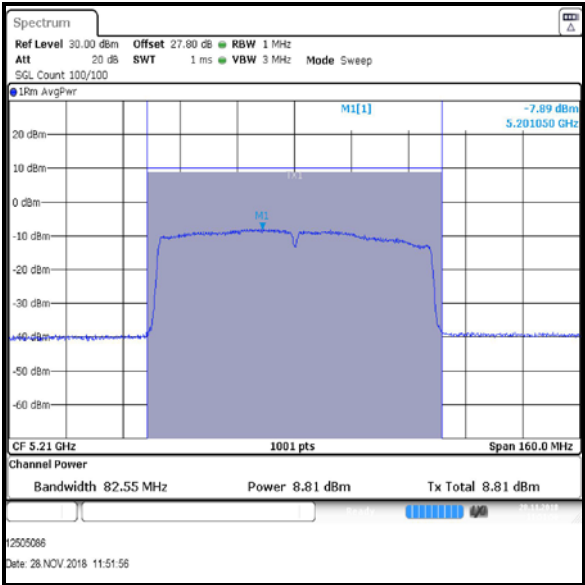
Channel	Frequency (MHz)	Core 0			Core 1		
		Conducted Power (dBm)	Duty Cycle correction (dB)	Corrected Conducted Power (dBm)	Conducted Power (dBm)	Duty Cycle correction (dB)	Corrected Conducted Power (dBm)
Single	5210	8.8	0.1	8.9	9.0	0.1	9.1

Channel	Frequency (MHz)	Core 2			Core 0, Core 1 & Core 2		
		Conducted Power (dBm)	Duty Cycle correction (dB)	Corrected Conducted Power (dBm)	Corrected Conducted Power Core 0 (dBm)	Corrected Conducted Power Core 1 (dBm)	Corrected Conducted Power Core 2 (dBm)
Single	5210	8.2	0.1	8.3	8.9	9.1	8.3

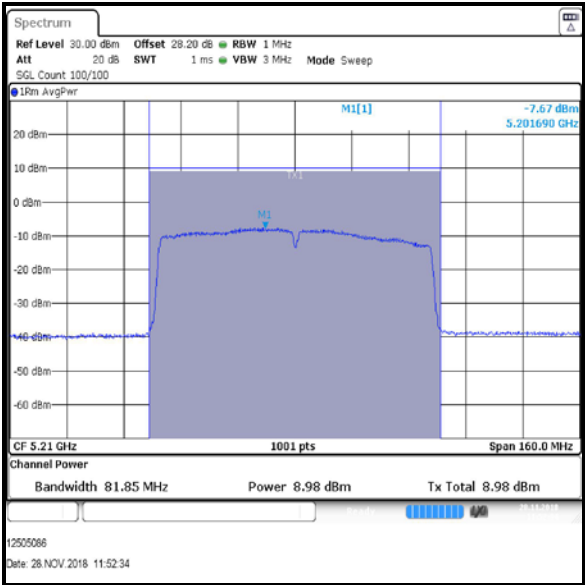
Channel	Frequency (MHz)	Combined Conducted Power (dBm)	Limit (dBm)	Margin (dB)	Result
Single	5210	13.6	22.2	8.6	Complied

Transmitter Maximum Conducted Output Power (5.15-5.25 GHz band) (continued)

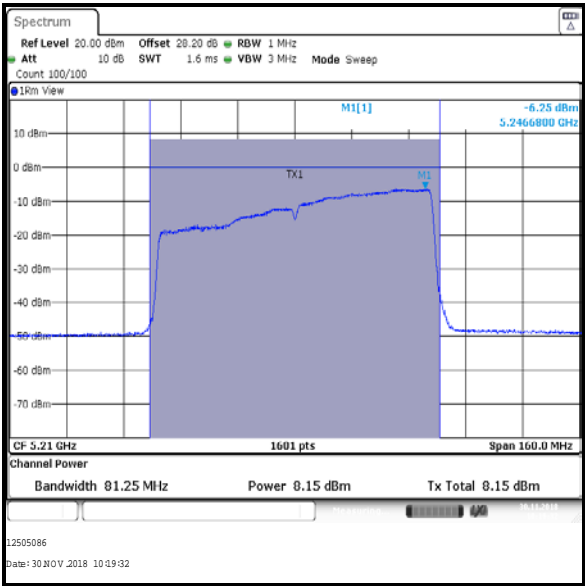
Results: 802.11ac / 80 MHz / MIMO / 3Tx TXBF / BPSK / MCS0x1



Single Channel / Core 0



Single Channel / Core 1



Single Channel / Core 2

**Transmitter Maximum Conducted Output Power (5.25-5.35 GHz band)****4.4.2. 5.25-5.35 GHz band****Test Summary:**

<b>Test Engineers:</b>	Max Passell, Victor Carmon & Matthew Botfield	<b>Test Dates:</b>	07 November 2018 to 30 November 2018
<b>Test Sample Serial Numbers:</b>	C02X2007KFLX & C02WW00WKFMM		

<b>FCC Reference:</b>	Part 15.407(a)(2)
<b>Test Method Used:</b>	KDB 789033 D02 Section II.E.2.b) and II.E.2.d)

**Environmental Conditions:**

<b>Temperature (°C):</b>	22 to 24
<b>Relative Humidity (%):</b>	42 to 52

**Note(s):**

- For conducted power tests where the duty cycle is >98%, the measurements were performed using a signal analyser in accordance with FCC KDB 789033 II.E.2.b) Method SA-1. Where the duty cycle is <98%, the measurements were performed in accordance with FCC KDB 789033 II.E.2.d) Method SA-2. The signal analyser's integration function was used to integrate across the 26 dB emission bandwidth. The resolution bandwidth was set to 1 MHz and video bandwidth 3 MHz. An RMS detector was used and sweep time was set to auto and 100 traces performed. The span was set to encompass the entire 26 dB emission bandwidth. The channel power results are recorded in the tables below.
- Measurements were performed using configurations detailed in Section 3.5 of this test report on the relevant channels.
- For data rates where the EUT was transmitting at <98% duty cycle, the calculated duty cycle in Section 4.1 was added to the measured power in order to compute the average power during the actual transmission time.
- The FCC Part 15.407(a)(2) limit is the lesser of 250 mW (24.0 dBm) or  $11 \text{ dBm} + 10 \log_{10} B$ , where B is the previously measured 26 dB emission bandwidth in MHz. For U-NII-2A band, the 26 dB EBW is greater than 20 MHz.

$$\begin{aligned}
 &\text{For } B > 20 \text{ MHz} \rightarrow \\
 &\rightarrow \log_{10} B > \log_{10} 20 \rightarrow \\
 &\rightarrow 10 \log_{10} B > 10 \log_{10} 20 \rightarrow \\
 &\rightarrow 11 + 10 \log_{10} B > 11 + 10 \log_{10} 20 \rightarrow \\
 &\rightarrow 11 + 10 \log_{10} B > 24.0 \text{ dBm}
 \end{aligned}$$

Therefore for measured emission bandwidths greater than 20 MHz, the lesser of the two limits is the fixed limit of 250 mW (24.0 dBm). This was applied to the results.

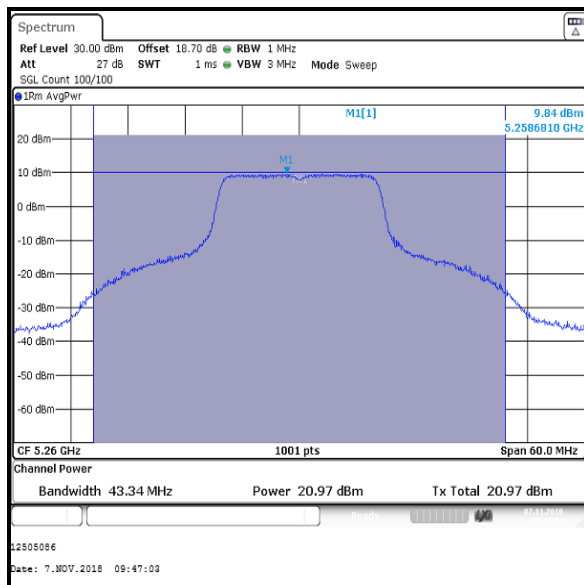
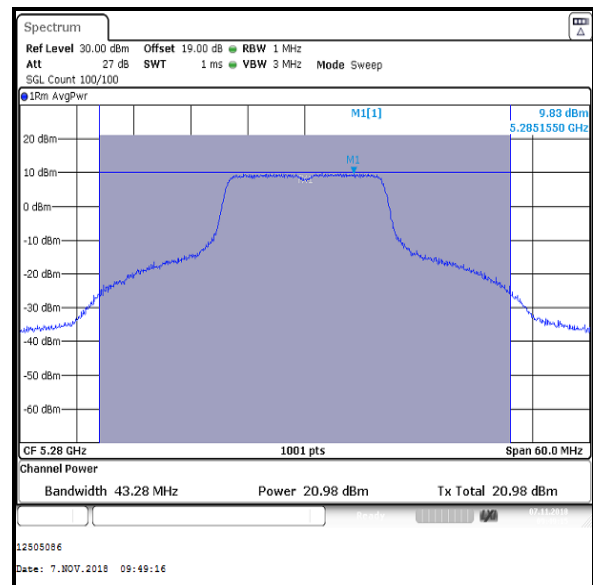
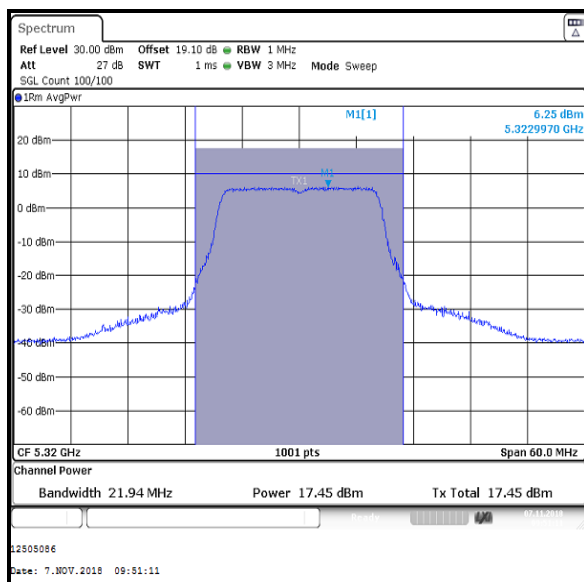
- For MIMO modes, conducted power was measured on all ports and then combined using the measure-and-sum method stated in FCC KDB 662911 D01 Section E)1).
- For SISO, MIMO CDD and MIMO SDM modes of operation, the antenna gain is < 6 dBi.

**Transmitter Maximum Conducted Output Power (5.25-5.35 GHz band) (continued)****Note(s) (continued):**

7. For 2Tx TxBF modes of operation presented in this section of the test report, the EUT has a directional antenna gain of 6.9 dBi. In accordance with Part 15.407(a)(2), the limit was reduced by the amount in dB the antenna gain exceeds 6 dBi. Therefore the limit of 24.0 dBm has been reduced by 0.9 dB to 23.1 dBm.
8. For 3Tx TxBF modes of operation presented in this section of the test report, the EUT has a directional antenna gain of 7.9 dBi. In accordance with Part 15.407(a)(2), the limit was reduced by the amount in dB the antenna gain exceeds 6 dBi. Therefore the limit of 24.0 dBm has been reduced by 1.9 dB to 22.1 dBm.
9. For details on antenna gains refer to Section 3.4 of this test report.
10. The signal analyser was connected to the RF port on the EUT using an RF switch, suitable attenuation and RF cable. An RF level offset was entered on the signal analyser to compensate for the loss of the attenuator and RF cable.
11. The EUT with serial number C02X2007KFLX was used for non-TxBF tests, the EUT with serial C02WW00WKFMM number was used for TxBF tests.

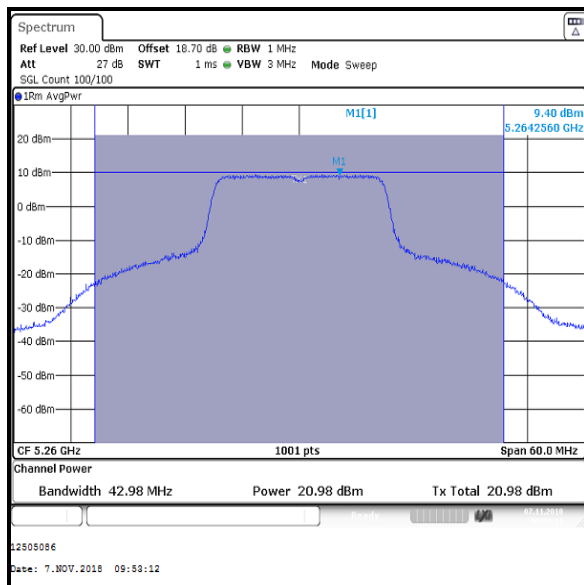
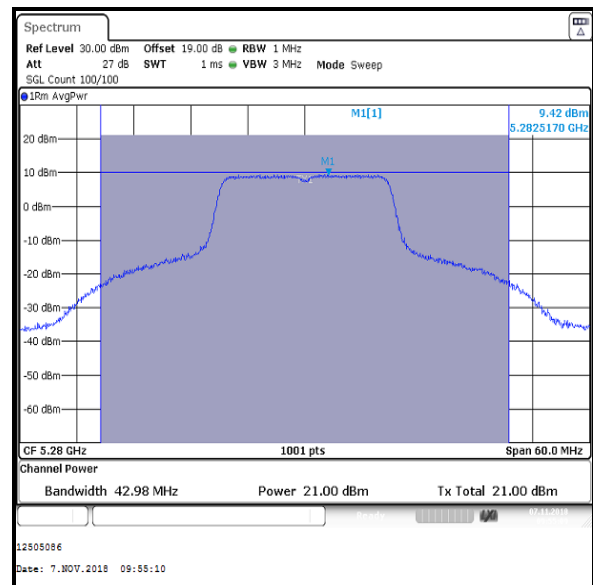
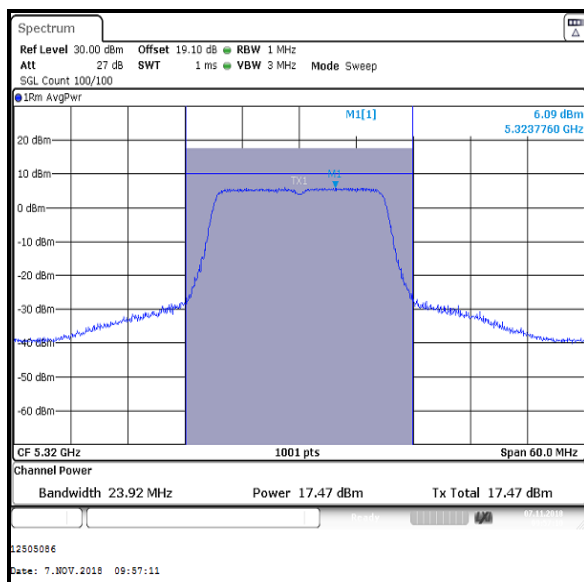
**Transmitter Maximum Conducted Output Power (5.25-5.35 GHz band) (continued)****Results: 802.11a / 20 MHz / SISO / BPSK / 6 Mbps / Core 2**

Channel	Frequency (MHz)	Conducted Power (dBm)	Limit (dBm)	Margin (dB)	Result
Bottom	5260	21.0	24.0	3.0	Complied
Middle	5280	21.0	24.0	3.0	Complied
Top	5320	17.4	24.0	6.6	Complied

**Bottom Channel****Middle Channel****Top Channel**

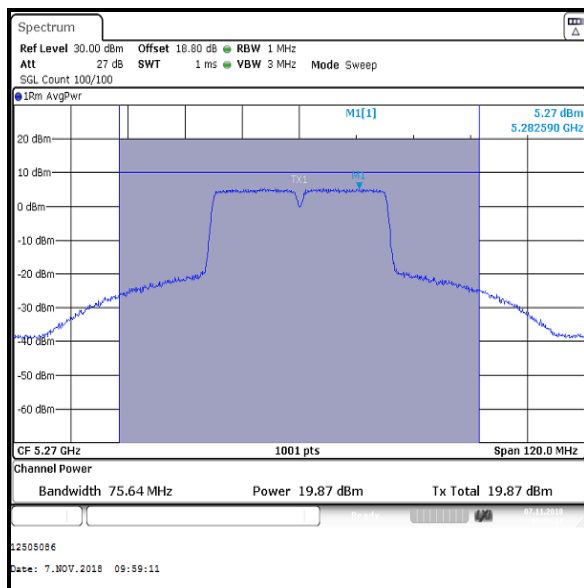
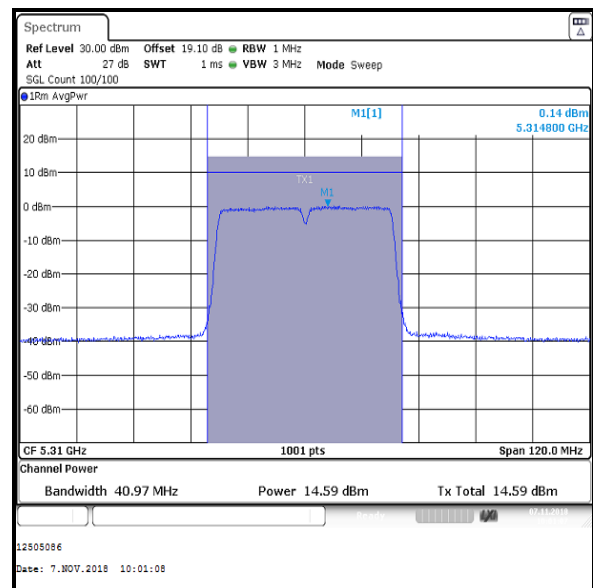
**Transmitter Maximum Conducted Output Power (5.25-5.35 GHz band) (continued)****Results: 802.11n / 20 MHz / SISO / BPSK / MCS0 / Core 2**

Channel	Frequency (MHz)	Conducted Power (dBm)	Limit (dBm)	Margin (dB)	Result
Bottom	5260	21.0	24.0	3.0	Complied
Middle	5280	21.0	24.0	3.0	Complied
Top	5320	17.5	24.0	6.5	Complied

**Bottom Channel****Middle Channel****Top Channel**

**Transmitter Maximum Conducted Output Power (5.25-5.35 GHz band) (continued)****Results: 802.11n / 40 MHz / SISO / BPSK / MCS0 / Core 2**

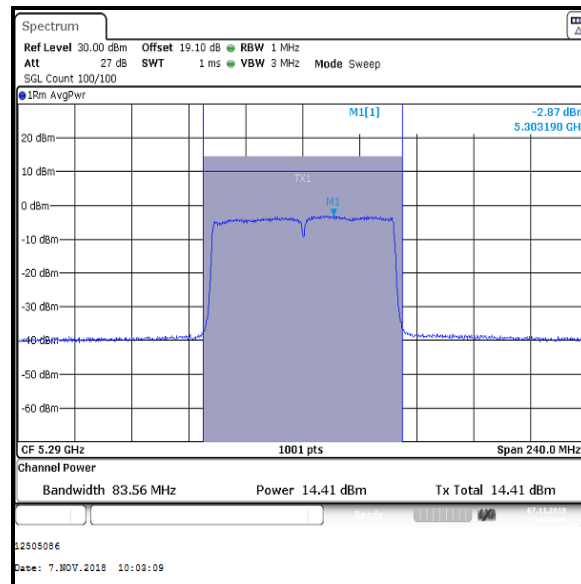
Channel	Frequency (MHz)	Conducted Power (dBm)	Duty cycle correction factor (dB)	Corrected Conducted Power (dBm)	Limit (dBm)	Margin (dB)	Result
Bottom	5270	19.9	0.1	20.0	24.0	4.0	Complied
Top	5310	14.6	0.1	14.7	24.0	9.3	Complied

**Bottom Channel****Top Channel**



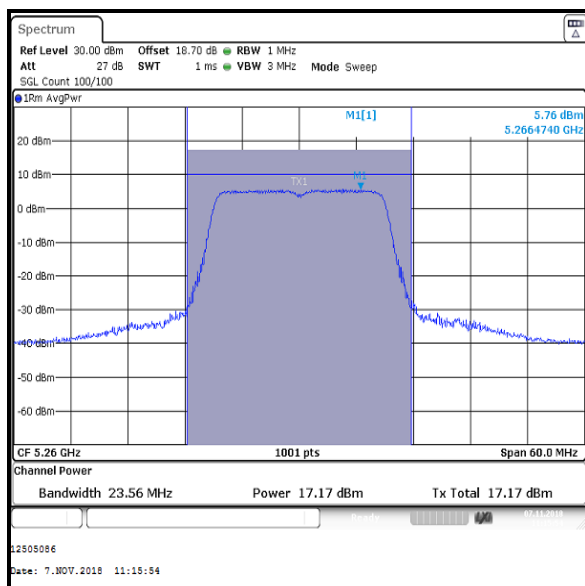
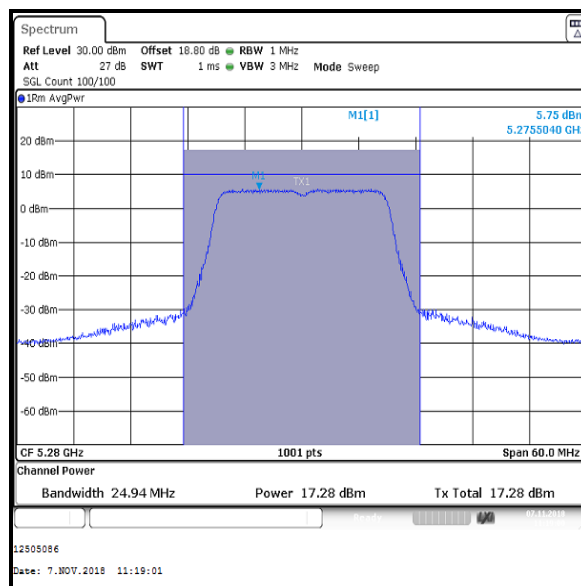
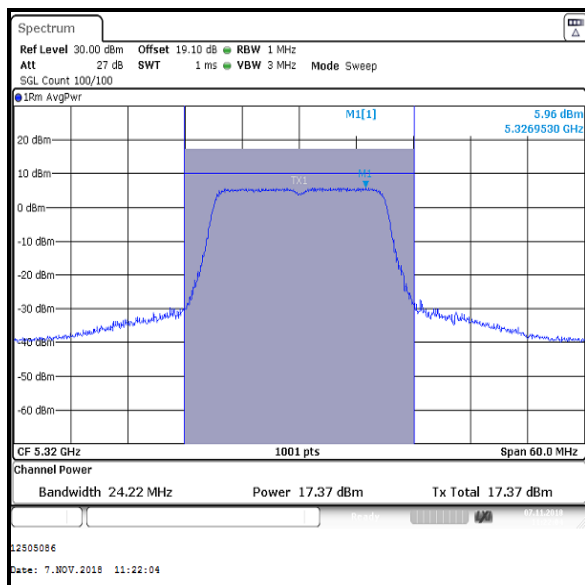
**Transmitter Maximum Conducted Output Power (5.25-5.35 GHz band) (continued)****Results: 802.11ac / 80 MHz / SISO / BPSK / MCS0 / Core 2**

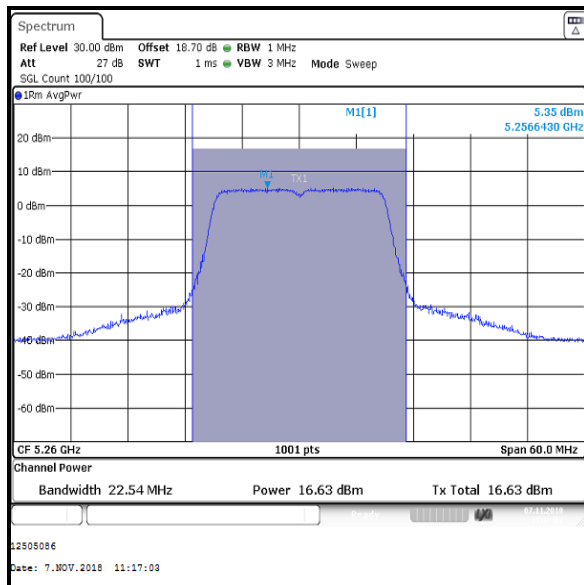
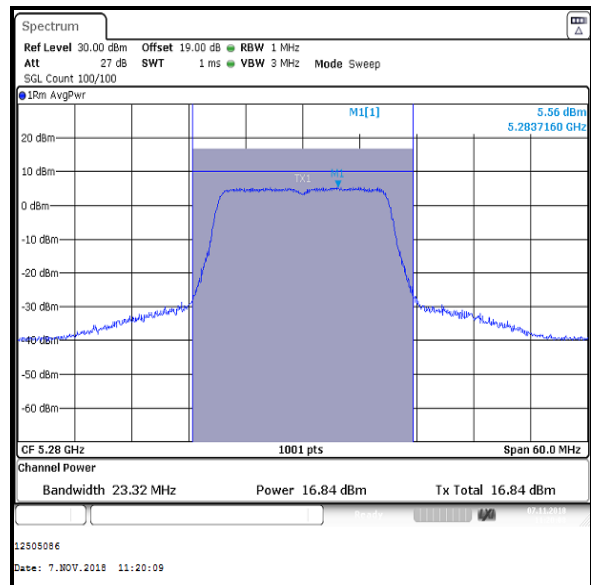
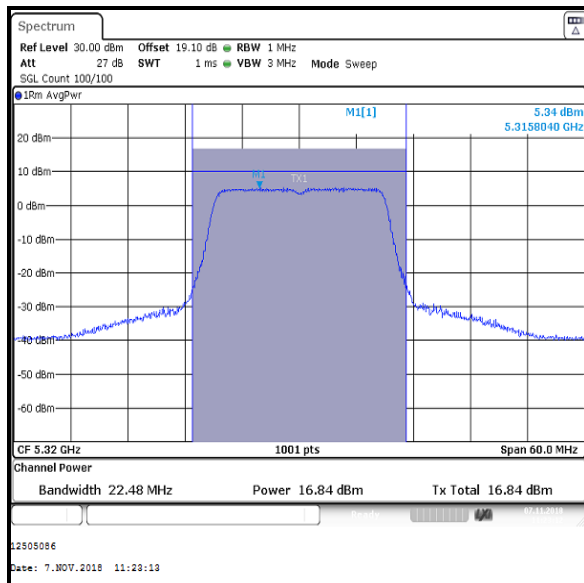
Channel	Frequency (MHz)	Conducted Power (dBm)	Duty cycle correction factor (dB)	Corrected Conducted Power (dBm)	Limit (dBm)	Margin (dB)	Result
Single	5290	14.4	0.2	14.6	24.0	9.4	Complied

**Single Channel**

**Transmitter Maximum Conducted Output Power (5.25-5.35 GHz band) (continued)****Results: 802.11n / 20 MHz / MIMO / 2Tx CDD / BPSK / MCS0**

Channel	Frequency (MHz)	Conducted Power Core 1 (dBm)	Conducted Power Core 2 (dBm)	Combined Conducted Power (dBm)	Limit (dBm)	Margin (dB)	Result
Bottom	5260	17.2	16.6	19.9	24.0	4.1	Complied
Middle	5280	17.3	16.8	20.1	24.0	3.9	Complied
Top	5320	17.4	16.8	20.1	24.0	3.9	Complied

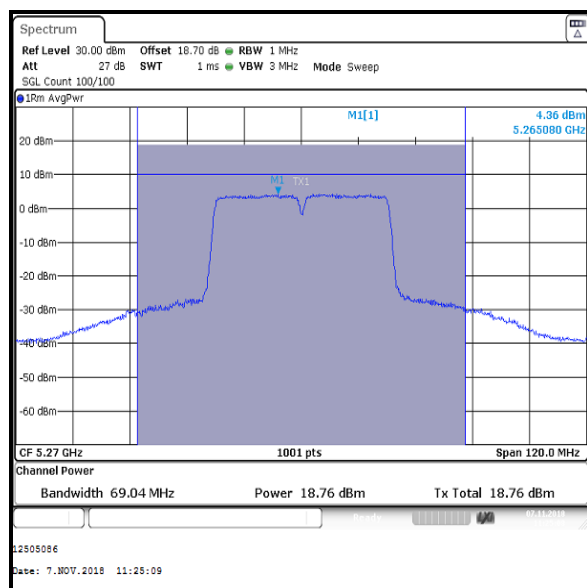
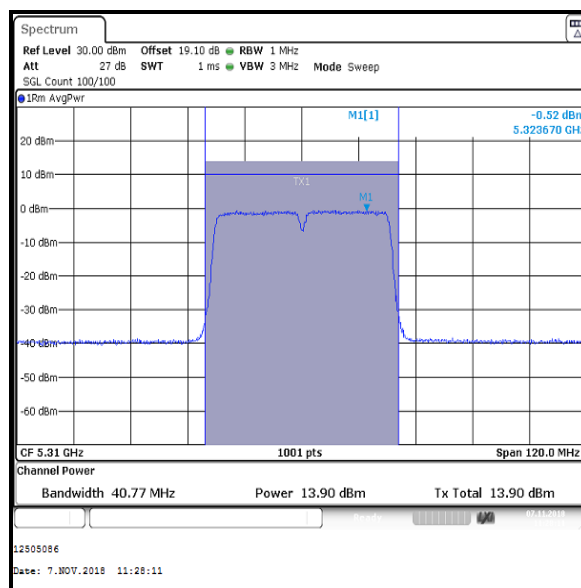
**Results: 802.11n / 20 MHz / MIMO / 2Tx CDD / BPSK / MCS0 / Core 1****Bottom Channel****Middle Channel****Top Channel**

**Transmitter Maximum Conducted Output Power (5.25-5.35 GHz band) (continued)****Results: 802.11n / 20 MHz / MIMO / 2Tx CDD / BPSK / MCS0 / Core 2****Bottom Channel****Middle Channel****Top Channel**

**Transmitter Maximum Conducted Output Power (5.25-5.35 GHz band) (continued)****Results: 802.11n / 40 MHz / MIMO / 2Tx CDD / BPSK / MCS0**

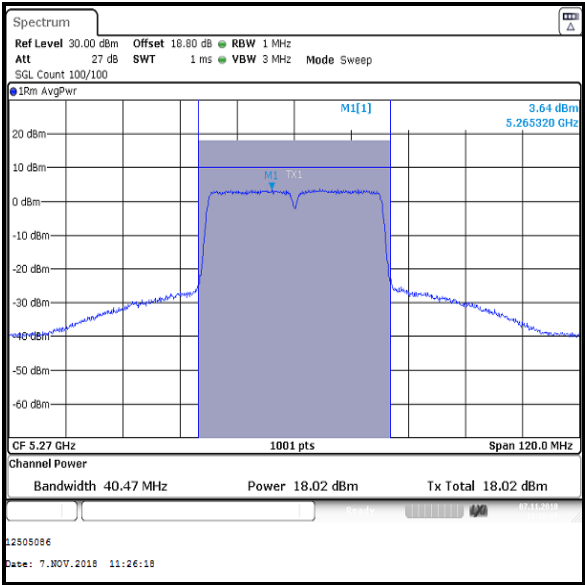
Channel	Frequency (MHz)	Core 1			Core 2		
		Conducted Power (dBm)	Duty Cycle correction (dB)	Corrected Conducted Power (dBm)	Conducted Power (dBm)	Duty Cycle correction (dB)	Corrected Conducted Power (dBm)
Bottom	5270	18.8	0.1	18.9	18.0	0.1	18.1
Top	5310	13.9	0.1	14.0	13.4	0.1	13.5

Channel	Frequency (MHz)	Corrected Conducted Power Core 1 (dBm)	Corrected Conducted Power Core 2 (dBm)	Combined Conducted Power (dBm)	Limit (dBm)	Margin (dB)	Result
Bottom	5270	18.9	18.1	21.5	24.0	2.5	Complied
Top	5310	14.0	13.5	16.8	24.0	7.2	Complied

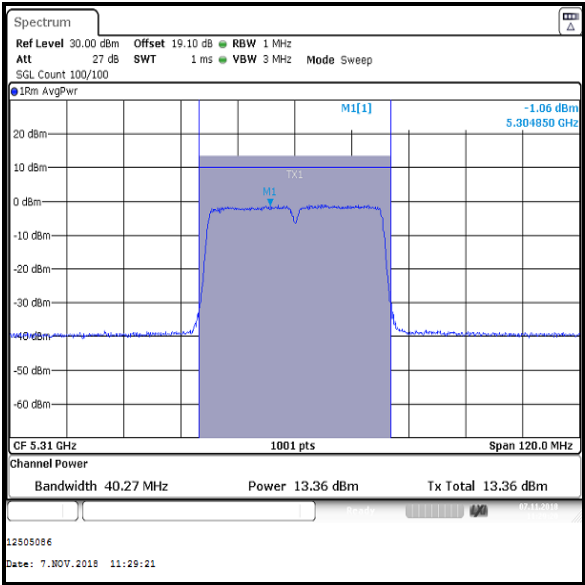
**Results: 802.11n / 40 MHz / MIMO / 2Tx CDD / BPSK / MCS0 / Core 1****Bottom Channel****Top Channel**

Transmitter Maximum Conducted Output Power (5.25-5.35 GHz band) (continued)

Results: 802.11n / 40 MHz / MIMO / 2Tx CDD / BPSK / MCS0 / Core 2



Bottom Channel

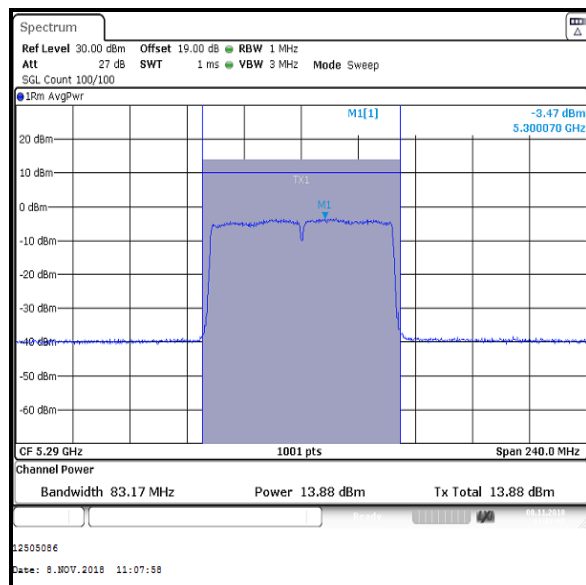


Top Channel

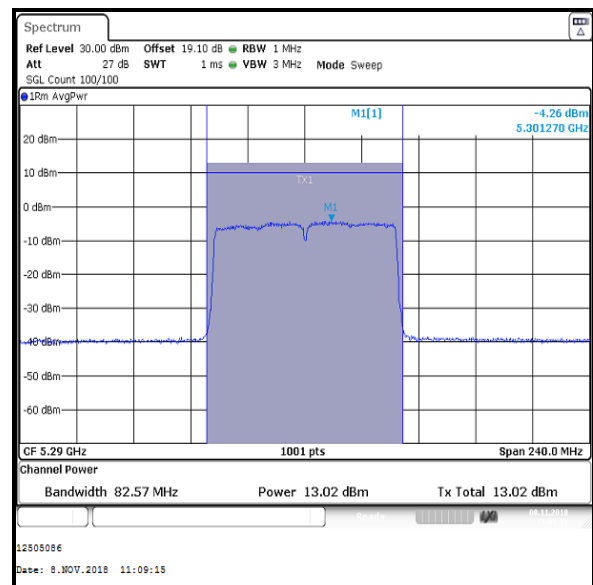
**Transmitter Maximum Conducted Output Power (5.25-5.35 GHz band) (continued)****Results: 802.11ac / 80 MHz / MIMO / 2Tx CDD / BPSK / MCS0x1**

Channel	Frequency (MHz)	Core 1			Core 2		
		Conducted Power (dBm)	Duty Cycle correction (dB)	Corrected Conducted Power (dBm)	Conducted Power (dBm)	Duty Cycle correction (dB)	Corrected Conducted Power (dBm)
Single	5290	13.9	0.2	14.1	13.0	0.2	13.2

Channel	Frequency (MHz)	Corrected Conducted Power Core 1 (dBm)	Corrected Conducted Power Core 2 (dBm)	Combined Conducted Power (dBm)	Limit (dBm)	Margin (dB)	Result
Single	5290	14.1	13.2	16.7	24.0	7.3	Complied



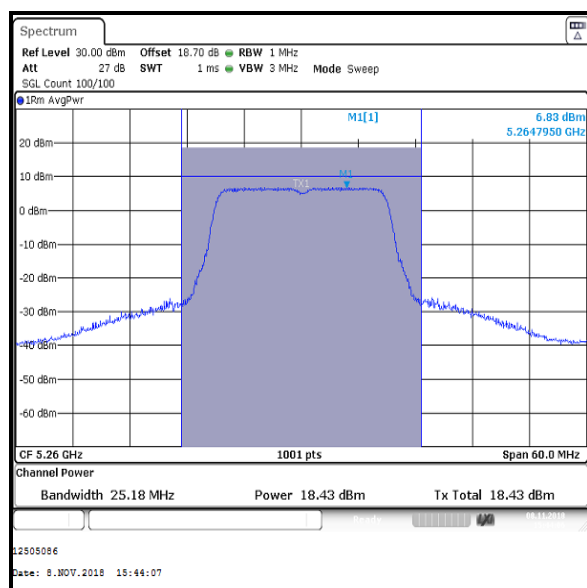
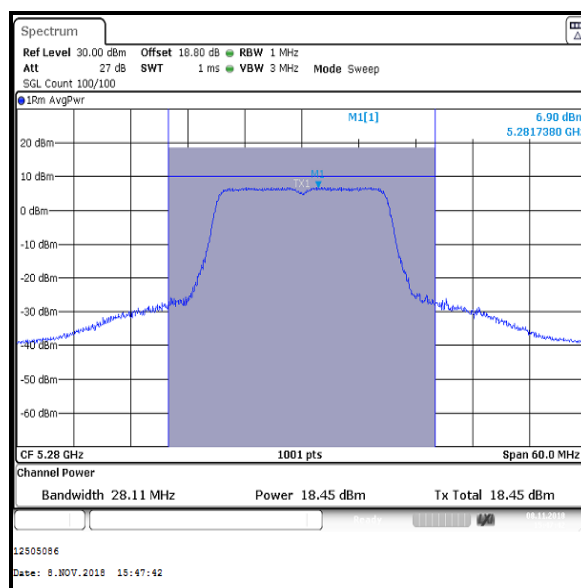
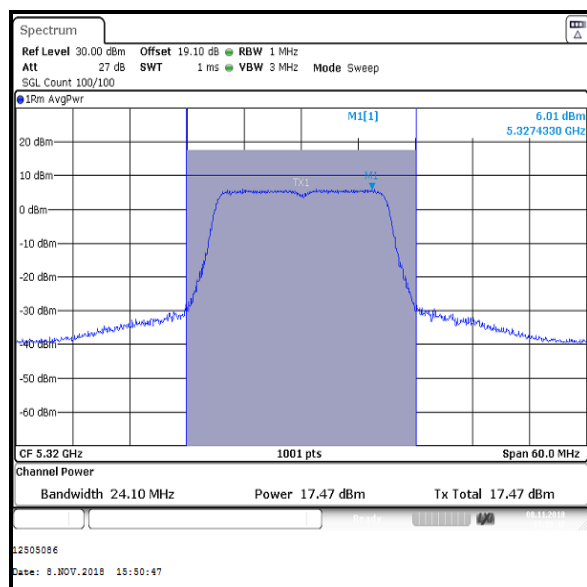
Single Channel / Core 1



Single Channel / Core 2

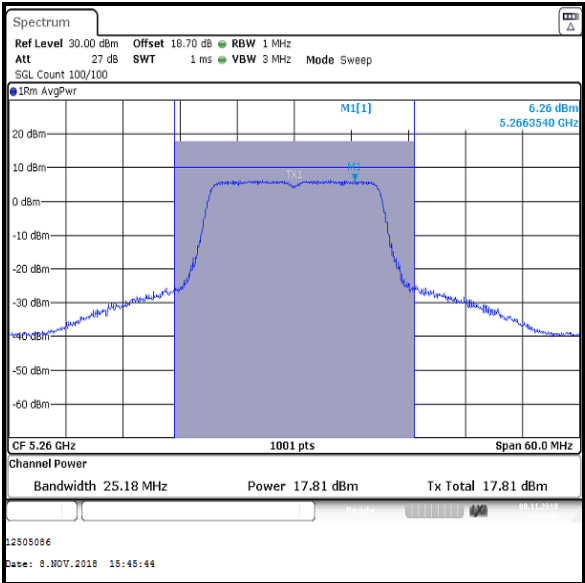
**Transmitter Maximum Conducted Output Power (5.25-5.35 GHz band) (continued)****Results: 802.11n / 20 MHz / MIMO / 2Tx SDM / BPSK / MCS8**

Channel	Frequency (MHz)	Conducted Power Core 1 (dBm)	Conducted Power Core 2 (dBm)	Combined Conducted Power (dBm)	Limit (dBm)	Margin (dB)	Result
Bottom	5260	18.4	17.8	21.1	24.0	2.9	Complied
Middle	5280	18.5	17.8	21.2	24.0	2.8	Complied
Top	5320	17.5	16.8	20.2	24.0	3.8	Complied

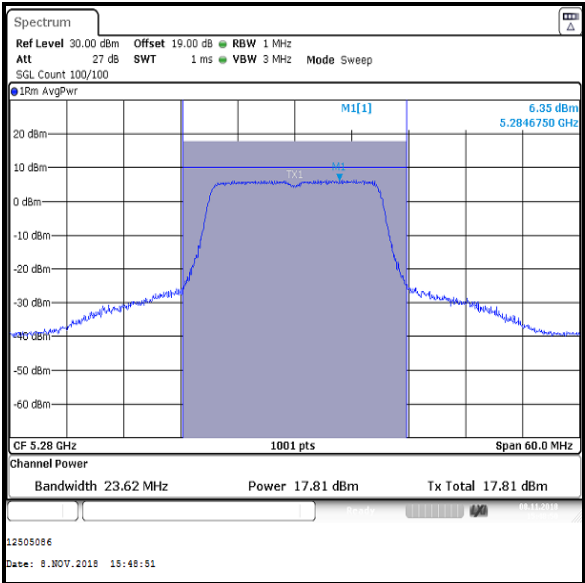
**Results: 802.11n / 20 MHz / MIMO / 2Tx SDM / BPSK / MCS8 / Core 1****Bottom Channel****Middle Channel****Top Channel**

Transmitter Maximum Conducted Output Power (5.25-5.35 GHz band) (continued)

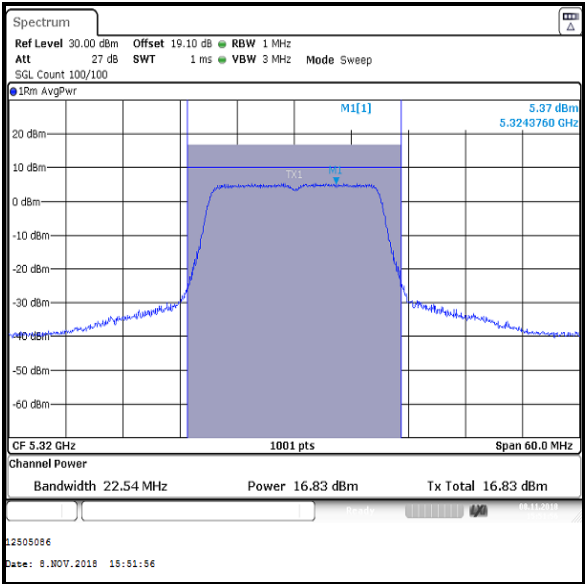
Results: 802.11n / 20 MHz / MIMO / 2Tx SDM / BPSK / MCS8 / Core 2



Bottom Channel



Middle Channel



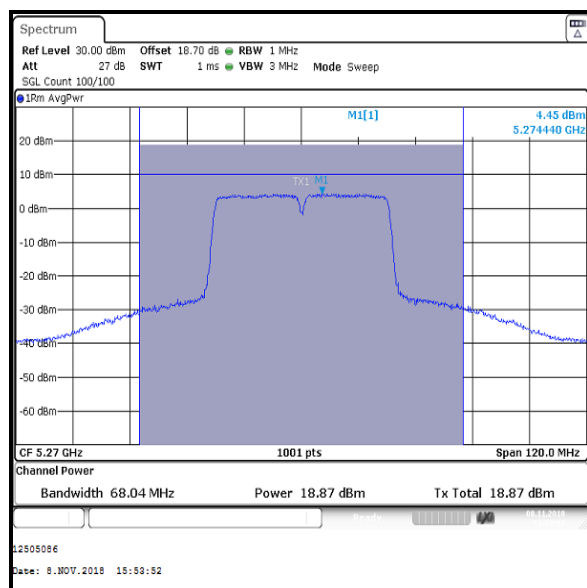
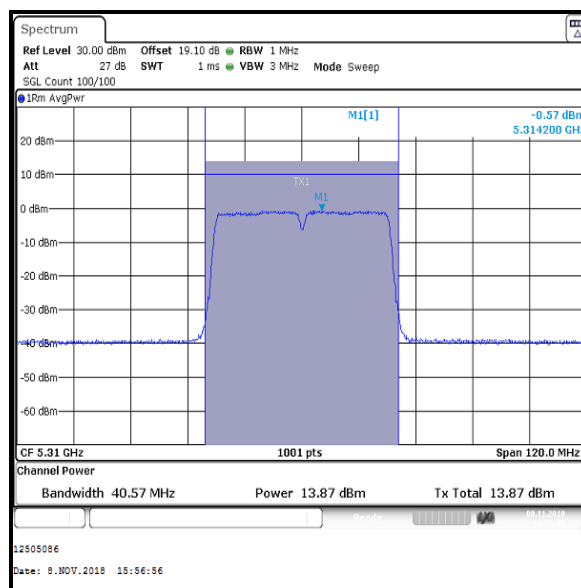
Top Channel



**Transmitter Maximum Conducted Output Power (5.25-5.35 GHz band) (continued)****Results: 802.11n / 40 MHz / MIMO / 2Tx SDM / BPSK / MCS8**

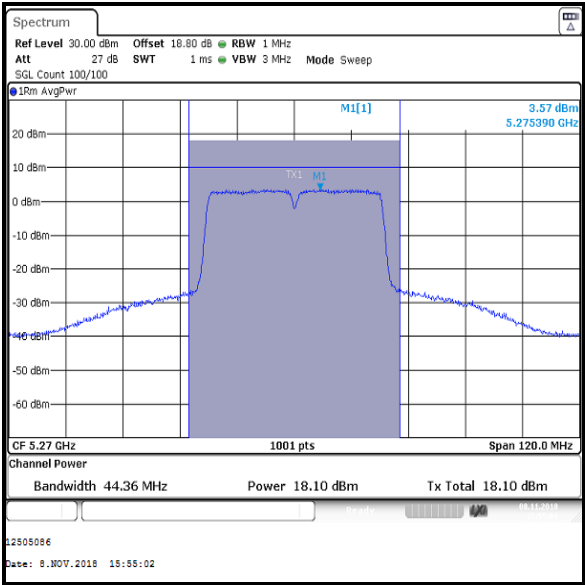
Channel	Frequency (MHz)	Core 1			Core 2		
		Conducted Power (dBm)	Duty Cycle correction (dB)	Corrected Conducted Power (dBm)	Conducted Power (dBm)	Duty Cycle correction (dB)	Corrected Conducted Power (dBm)
Bottom	5270	18.9	0.1	19.0	18.1	0.1	18.2
Top	5310	13.9	0.1	14.0	13.3	0.1	13.4

Channel	Frequency (MHz)	Corrected Conducted Power Core 1 (dBm)	Corrected Conducted Power Core 2 (dBm)	Combined Conducted Power (dBm)	Limit (dBm)	Margin (dB)	Result
Bottom	5270	19.0	18.2	21.6	24.0	2.4	Complied
Top	5310	14.0	13.4	16.7	24.0	7.3	Complied

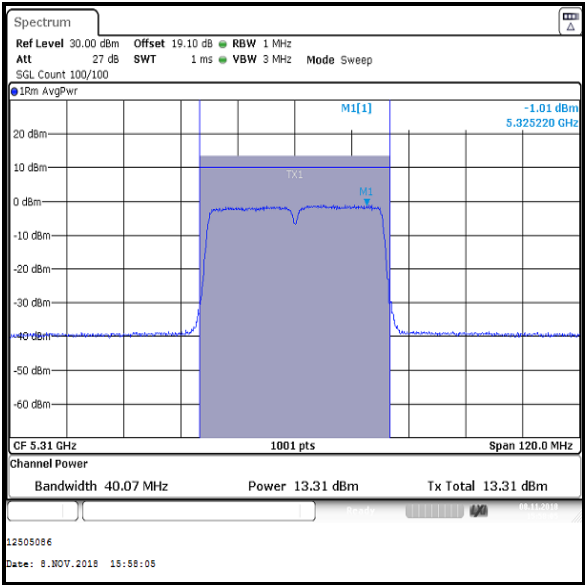
**Results: 802.11n / 40 MHz / MIMO / 2Tx SDM / BPSK / MCS8 / Core 1****Bottom Channel****Top Channel**

Transmitter Maximum Conducted Output Power (5.25-5.35 GHz band) (continued)

Results: 802.11n / 40 MHz / MIMO / 2Tx SDM / BPSK / MCS8 / Core 2



Bottom Channel

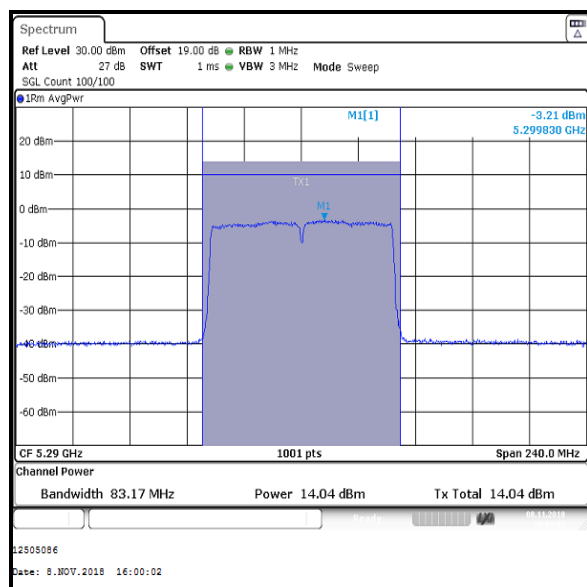


Top Channel

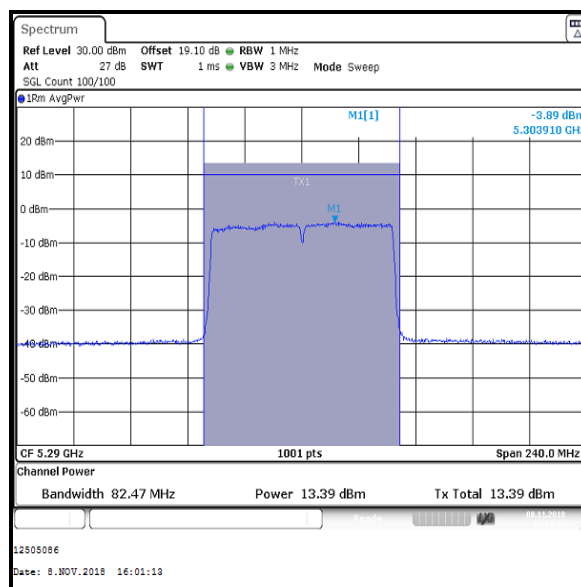
**Transmitter Maximum Conducted Output Power (5.25-5.35 GHz band) (continued)****Results: 802.11ac / 80 MHz / MIMO / 2Tx SDM / BPSK / MCS0x2**

Channel	Frequency (MHz)	Core 1			Core 2		
		Conducted Power (dBm)	Duty Cycle correction (dB)	Corrected Conducted Power (dBm)	Conducted Power (dBm)	Duty Cycle correction (dB)	Corrected Conducted Power (dBm)
Single	5290	14.0	0.2	14.2	13.4	0.2	13.6

Channel	Frequency (MHz)	Corrected Conducted Power Core 1 (dBm)	Corrected Conducted Power Core 2 (dBm)	Combined Conducted Power (dBm)	Limit (dBm)	Margin (dB)	Result
Single	5290	14.2	13.6	16.9	24.0	7.1	Complied



Single Channel / Core 1



Single Channel / Core 2

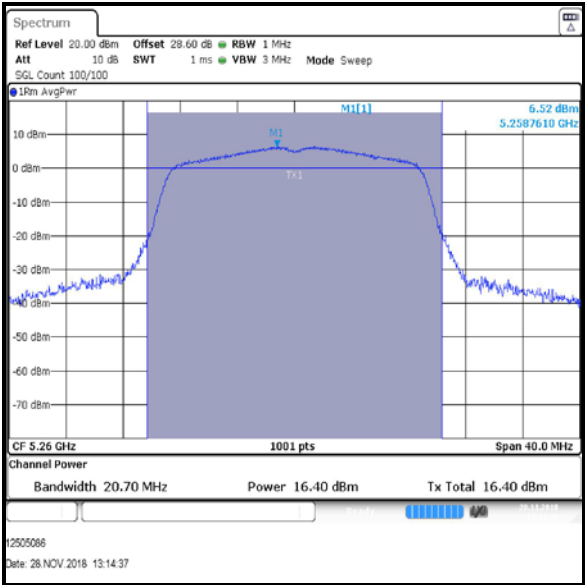
**Transmitter Maximum Conducted Output Power (5.25-5.35 GHz band) (continued)****Results: 802.11n / 20 MHz / MIMO / 2Tx TXBF / BPSK / MCS0**

Channel	Frequency (MHz)	Core 1			Core 2		
		Conducted Power (dBm)	Duty Cycle correction (dB)	Corrected Conducted Power (dBm)	Conducted Power (dBm)	Duty Cycle correction (dB)	Corrected Conducted Power (dBm)
Bottom	5260	16.4	0.1	16.5	15.7	0.1	15.8
Middle	5280	15.8	0.1	15.9	15.2	0.1	15.3
Top	5320	15.8	0.1	15.9	15.8	0.1	15.9

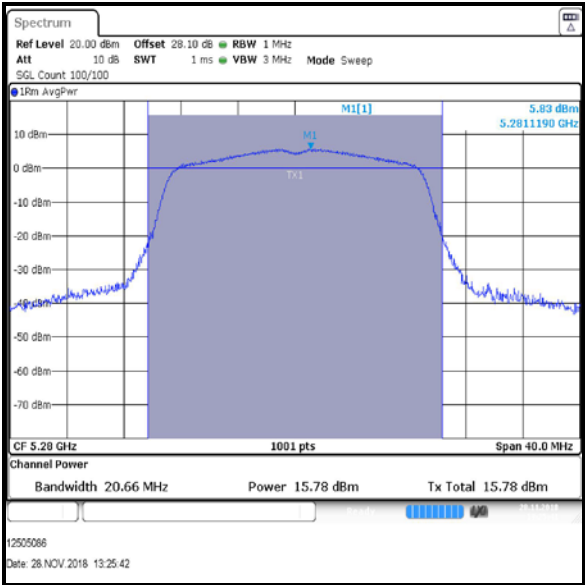
Channel	Frequency (MHz)	Corrected Conducted Power Core 1 (dBm)	Corrected Conducted Power Core 2 (dBm)	Combined Conducted Power (dBm)	Limit (dBm)	Margin (dB)	Result
Bottom	5260	16.5	15.8	19.2	23.1	3.9	Complied
Middle	5280	15.9	15.3	18.6	23.1	4.5	Complied
Top	5320	15.9	15.9	18.9	23.1	4.2	Complied

**Transmitter Maximum Conducted Output Power (5.25-5.35 GHz band) (continued)**

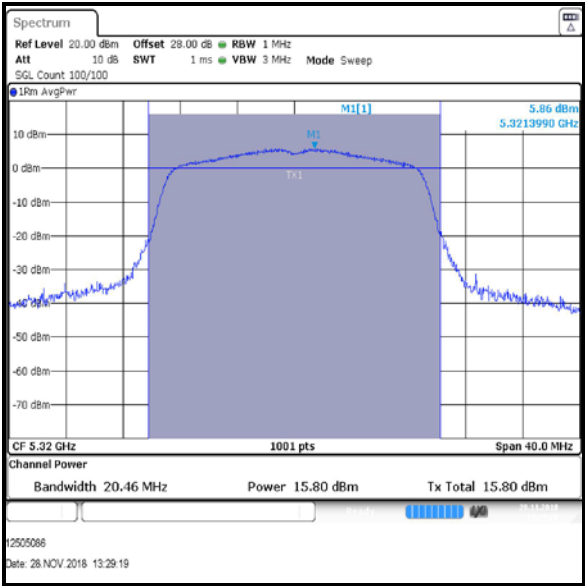
**Results: 802.11n / 20 MHz / MIMO / 2Tx TXBF / BPSK / MCS0 / Core 1**



Bottom Channel



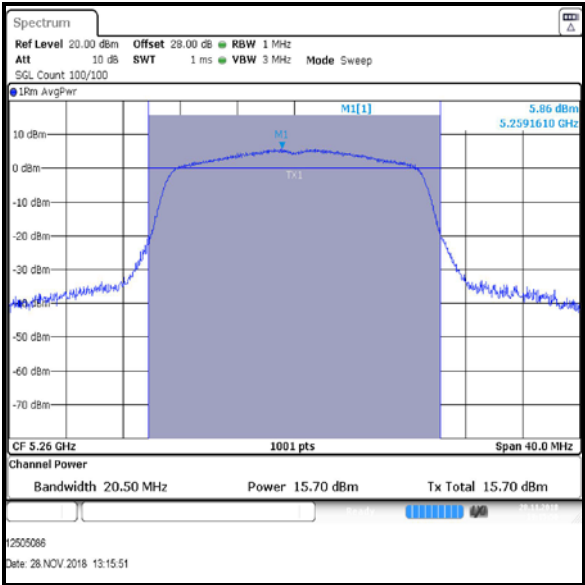
Middle Channel



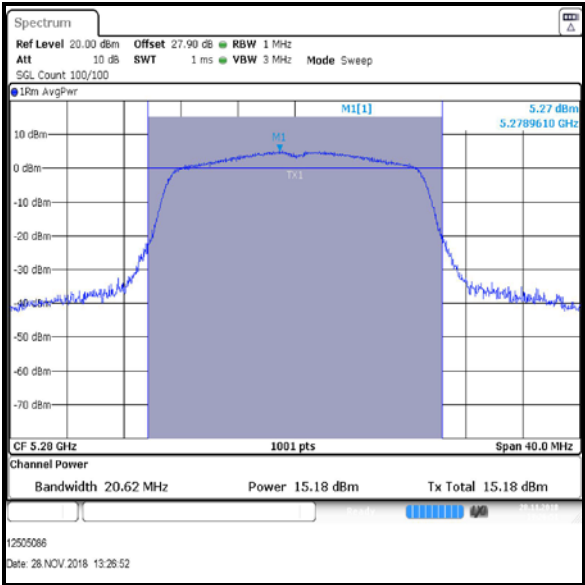
Top Channel

Transmitter Maximum Conducted Output Power (5.25-5.35 GHz band) (continued)

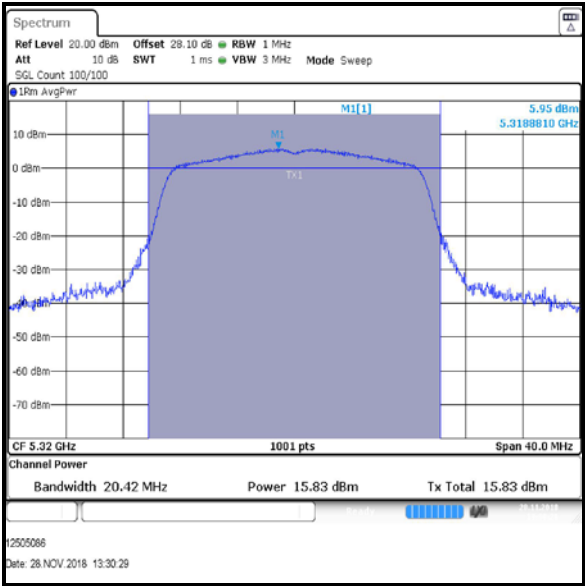
Results: 802.11n / 20 MHz / MIMO / 2Tx TXBF / BPSK / MCS0 / Core 2



Bottom Channel



Middle Channel

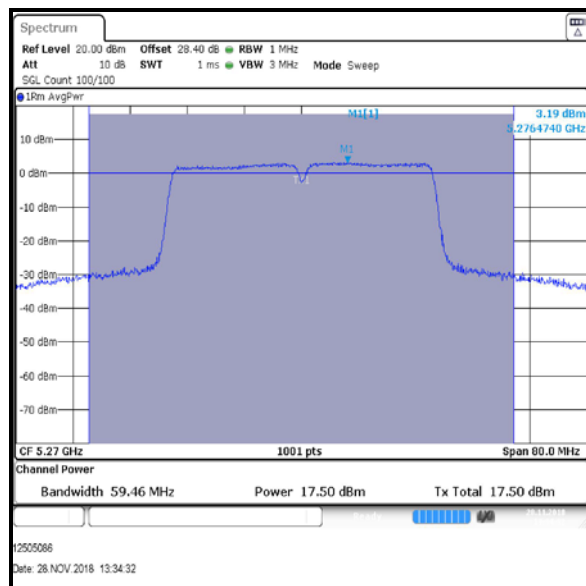
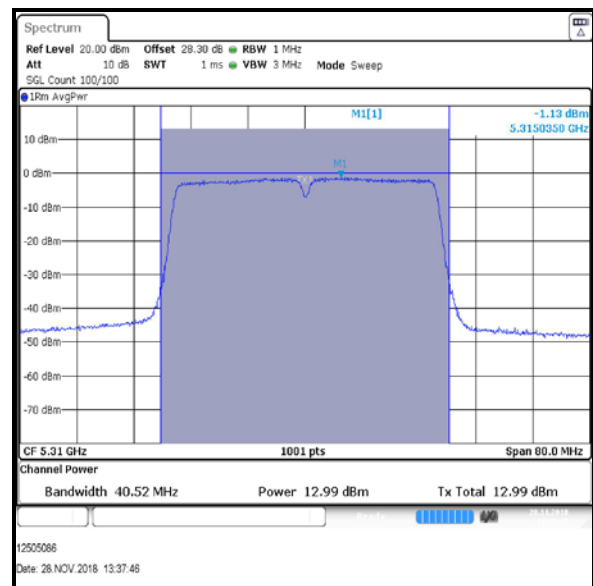


Top Channel

**Transmitter Maximum Conducted Output Power (5.25-5.35 GHz band) (continued)****Results: 802.11n / 40 MHz / MIMO / 2Tx TXBF / BPSK / MCS0**

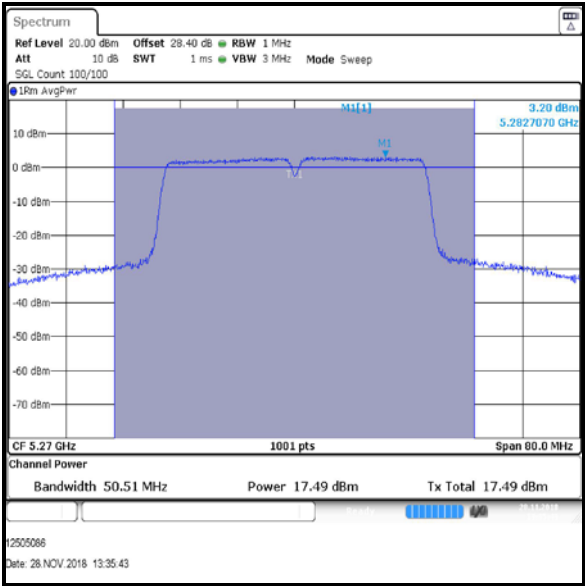
Channel	Frequency (MHz)	Core 1			Core 2		
		Conducted Power (dBm)	Duty Cycle correction (dB)	Corrected Conducted Power (dBm)	Conducted Power (dBm)	Duty Cycle correction (dB)	Corrected Conducted Power (dBm)
Bottom	5270	17.5	0.1	17.6	17.5	0.1	17.6
Top	5310	13.0	0.1	13.1	12.6	0.1	12.7

Channel	Frequency (MHz)	Corrected Conducted Power Core 1 (dBm)	Corrected Conducted Power Core 2 (dBm)	Combined Conducted Power (dBm)	Limit (dBm)	Margin (dB)	Result
Bottom	5270	17.6	17.6	20.6	23.1	2.5	Complied
Top	5310	13.1	12.7	15.9	23.1	7.2	Complied

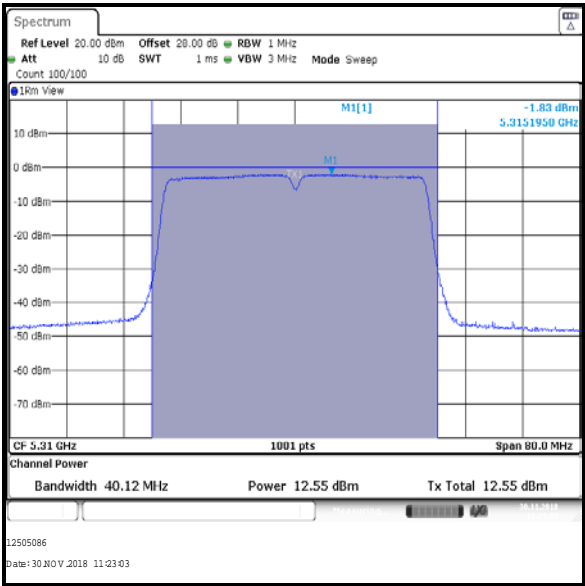
**Results: 802.11n / 40 MHz / MIMO / 2Tx TXBF / BPSK / MCS0 / Core 1****Bottom Channel****Top Channel**

**Transmitter Maximum Conducted Output Power (5.25-5.35 GHz band) (continued)**

**Results: 802.11n / 40 MHz / MIMO / 2Tx TXBF / BPSK / MCS0 / Core 2**



Bottom Channel



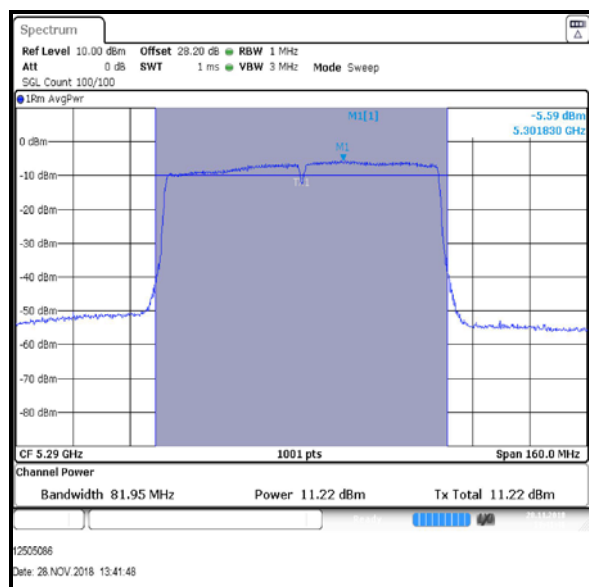
Top Channel



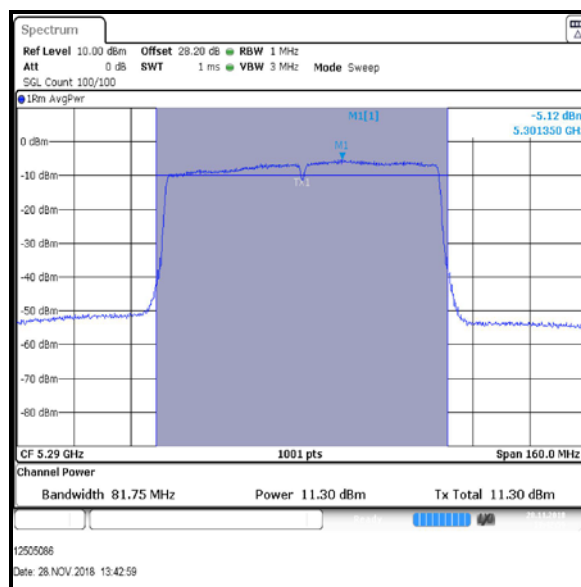
**Transmitter Maximum Conducted Output Power (5.25-5.35 GHz band) (continued)****Results: 802.11ac / 80 MHz / MIMO / 2Tx TXBF / BPSK / MCS0x1**

Channel	Frequency (MHz)	Core 1			Core 2		
		Conducted Power (dBm)	Duty Cycle correction (dB)	Corrected Conducted Power (dBm)	Conducted Power (dBm)	Duty Cycle correction (dB)	Corrected Conducted Power (dBm)
Single	5290	11.2	0.1	11.3	11.3	0.1	11.4

Channel	Frequency (MHz)	Corrected Conducted Power Core 1 (dBm)	Corrected Conducted Power Core 2 (dBm)	Combined Conducted Power (dBm)	Limit (dBm)	Margin (dB)	Result
Single	5290	11.3	11.4	14.4	23.1	8.7	Complied



Single Channel / Core 1



Single Channel / Core 2

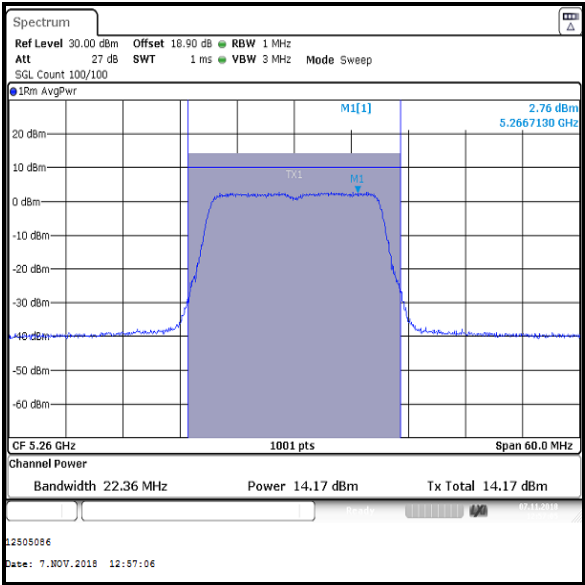
**Transmitter Maximum Conducted Output Power (5.25-5.35 GHz band) (continued)****Results: 802.11n / 20 MHz / MIMO / 3Tx CDD / BPSK / MCS0**

Channel	Frequency (MHz)	Conducted Power Core 0 (dBm)	Conducted Power Core 1 (dBm)	Conducted Power Core 2 (dBm)	Combined Conducted Power (dBm)
Bottom	5260	14.2	14.1	13.8	18.8
Middle	5280	14.1	14.0	13.8	18.7
Top	5320	14.3	14.4	14.1	19.0

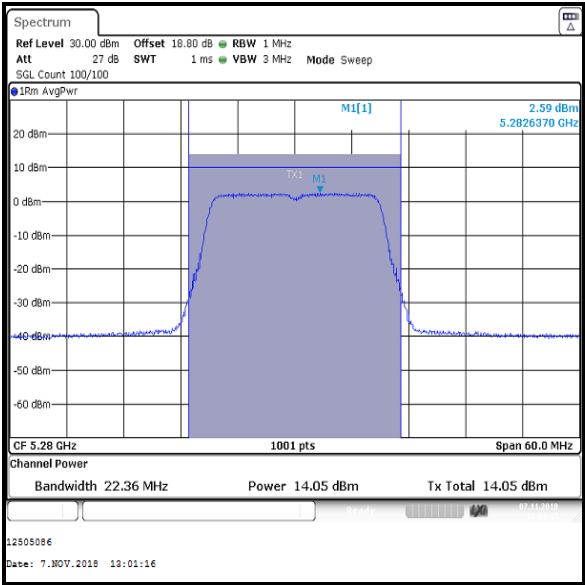
Channel	Frequency (MHz)	Combined Conducted Power (dBm)	Limit (dBm)	Margin (dB)	Result
Bottom	5260	18.8	24.0	5.2	Complied
Middle	5280	18.7	24.0	5.3	Complied
Top	5320	19.0	24.0	5.0	Complied

Transmitter Maximum Conducted Output Power (5.25-5.35 GHz band) (continued)

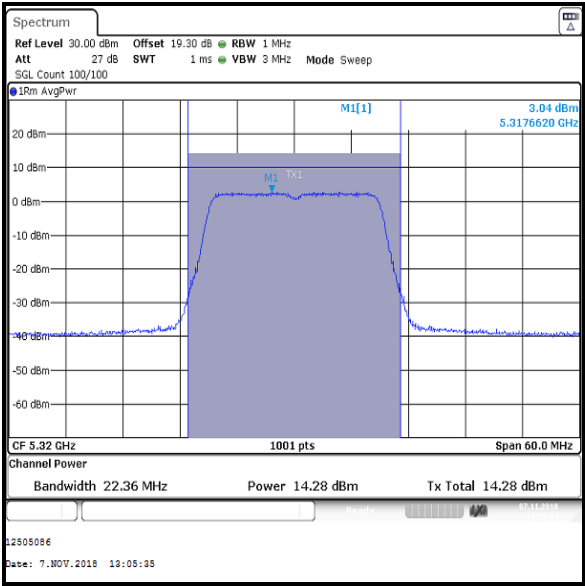
Results: 802.11n / 20 MHz / MIMO / 3Tx CDD / BPSK / MCS0 / Core 0



Bottom Channel



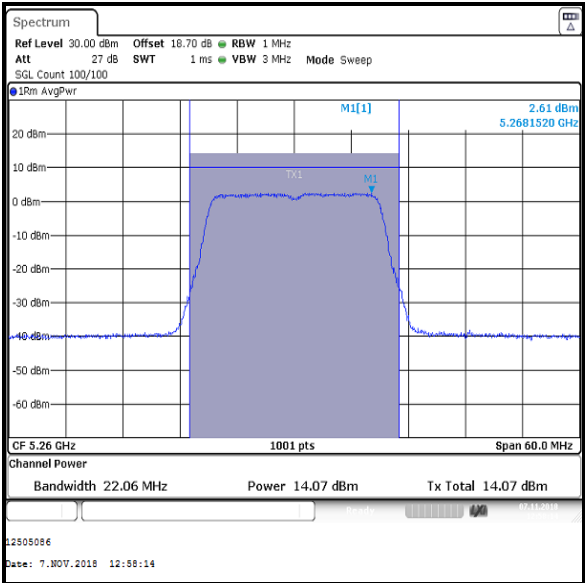
Middle Channel



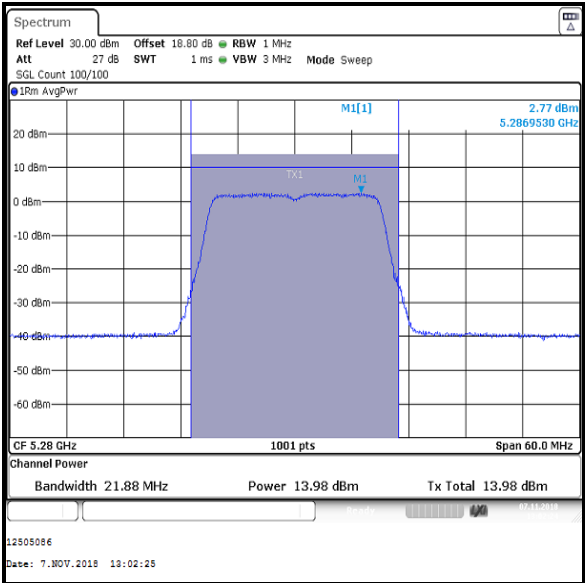
Top Channel

Transmitter Maximum Conducted Output Power (5.25-5.35 GHz band) (continued)

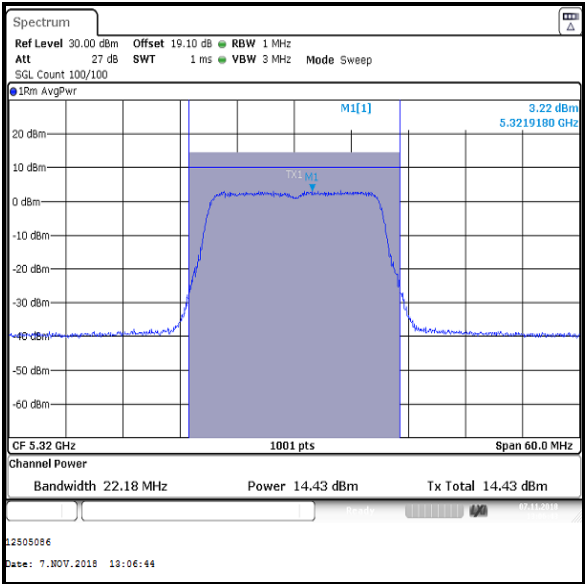
Results: 802.11n / 20 MHz / MIMO / 3Tx CDD / BPSK / MCS0 / Core 1



Bottom Channel



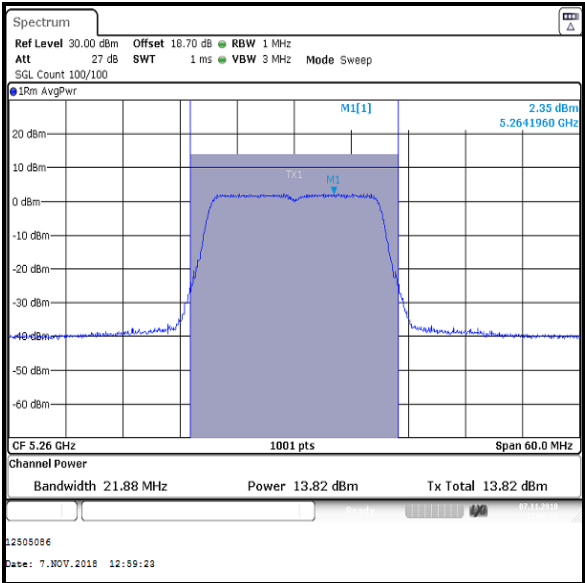
Middle Channel



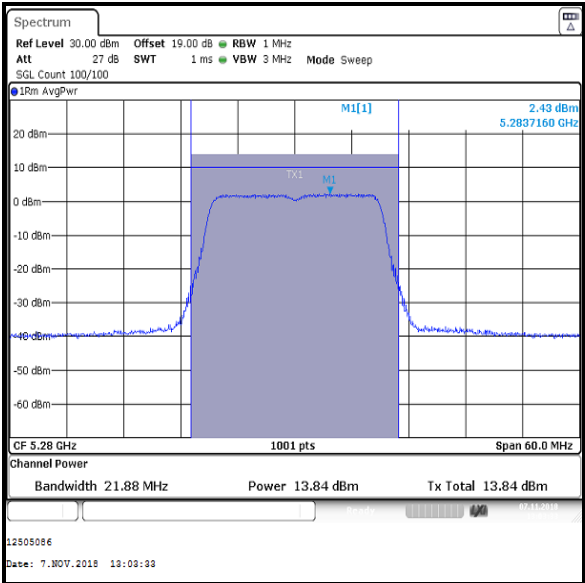
Top Channel

Transmitter Maximum Conducted Output Power (5.25-5.35 GHz band) (continued)

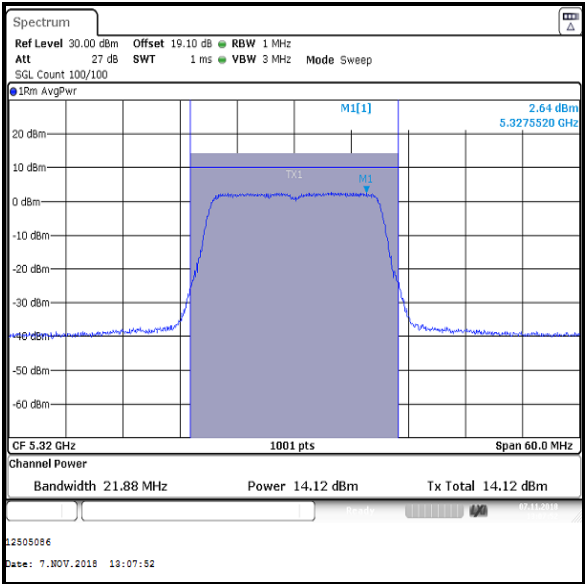
Results: 802.11n / 20 MHz / MIMO / 3Tx CDD / BPSK / MCS0 / Core 2



Bottom Channel



Middle Channel



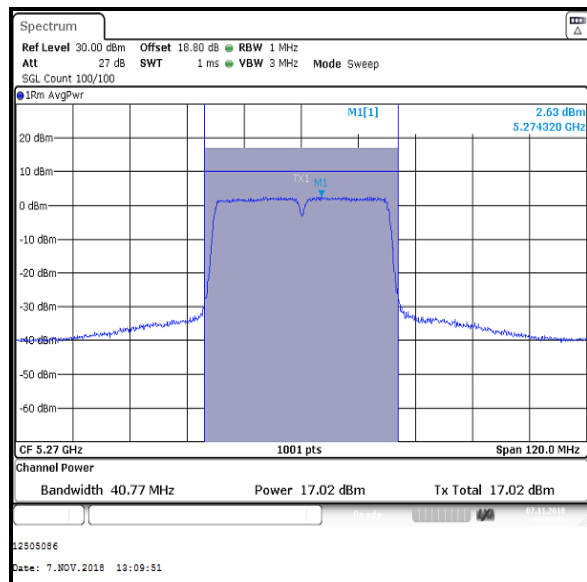
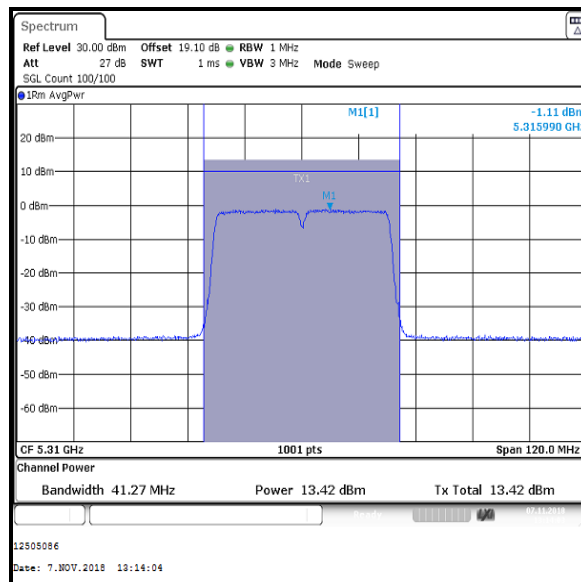
Top Channel

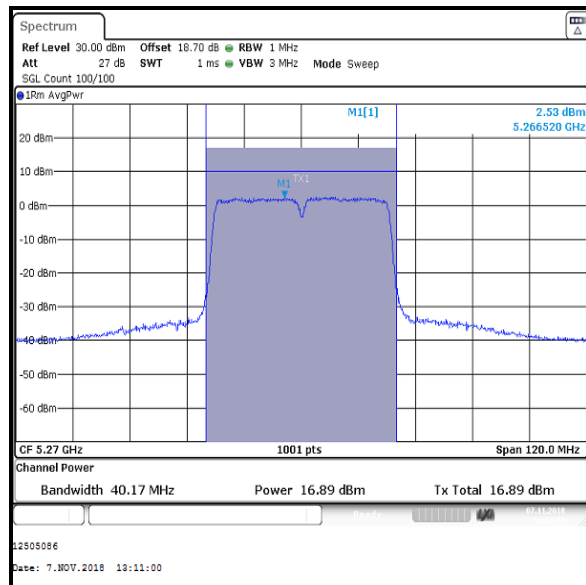
**Transmitter Maximum Conducted Output Power (5.25-5.35 GHz band) (continued)****Results: 802.11n / 40 MHz / MIMO / 3Tx CDD / BPSK / MCS0**

Channel	Frequency (MHz)	Core 0			Core 1		
		Conducted Power (dBm)	Duty Cycle correction (dB)	Corrected Conducted Power (dBm)	Conducted Power (dBm)	Duty Cycle correction (dB)	Corrected Conducted Power (dBm)
Bottom	5270	17.0	0.1	17.1	16.9	0.1	17.0
Top	5310	13.4	0.1	13.5	13.8	0.1	13.9

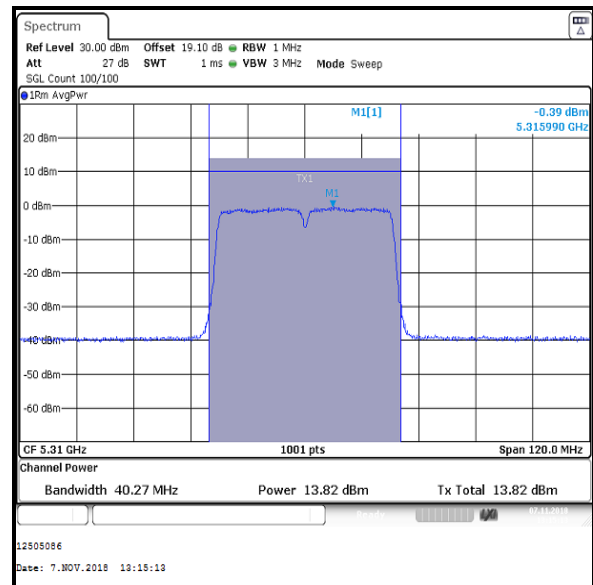
Channel	Frequency (MHz)	Core 2			Core 0, Core 1 & Core 2		
		Conducted Power (dBm)	Duty Cycle correction (dB)	Corrected Conducted Power (dBm)	Corrected Conducted Power Core 0 (dBm)	Corrected Conducted Power Core 1 (dBm)	Corrected Conducted Power Core 2 (dBm)
Bottom	5270	16.6	0.1	16.7	17.1	17.0	16.7
Top	5310	13.4	0.1	13.5	13.5	13.9	13.5

Channel	Frequency (MHz)	Combined Conducted Power (dBm)	Limit (dBm)	Margin (dB)	Result
Bottom	5270	21.7	24.0	2.3	Complied
Top	5310	18.4	24.0	5.6	Complied

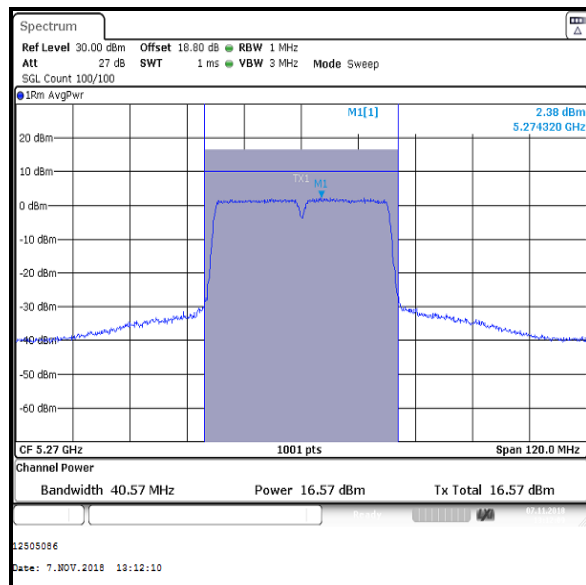
**Results: 802.11n / 40 MHz / MIMO / 3Tx CDD / BPSK / MCS0 / Core 0****Bottom Channel****Top Channel**

**Transmitter Maximum Conducted Output Power (5.25-5.35 GHz band) (continued)****Results: 802.11n / 40 MHz / MIMO / 3Tx CDD / BPSK / MCS0 / Core 1**

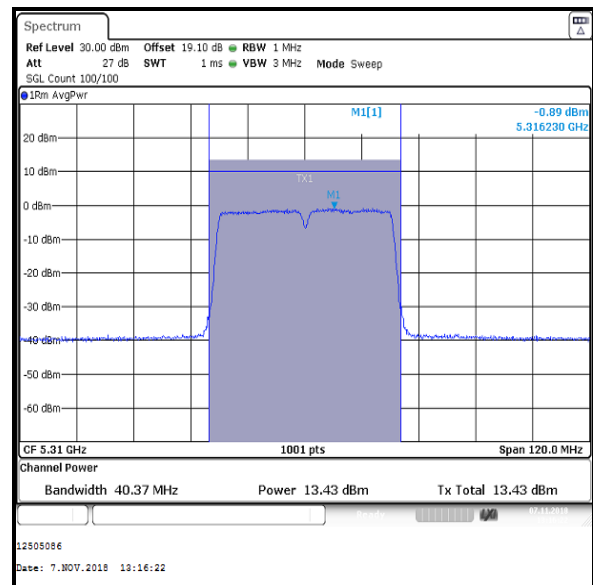
Bottom Channel



Top Channel

**Results: 802.11n / 40 MHz / MIMO / 3Tx CDD / BPSK / MCS0 / Core 2**

Bottom Channel



Top Channel

**Transmitter Maximum Conducted Output Power (5.25-5.35 GHz band) (continued)****Results: 802.11ac / 80 MHz / MIMO / 3Tx CDD / BPSK / MCS0x1**

Channel	Frequency (MHz)	Core 0			Core 1		
		Conducted Power (dBm)	Duty Cycle correction (dB)	Corrected Conducted Power (dBm)	Conducted Power (dBm)	Duty Cycle correction (dB)	Corrected Conducted Power (dBm)
Single	5290	12.8	0.2	13.0	13.4	0.2	13.6

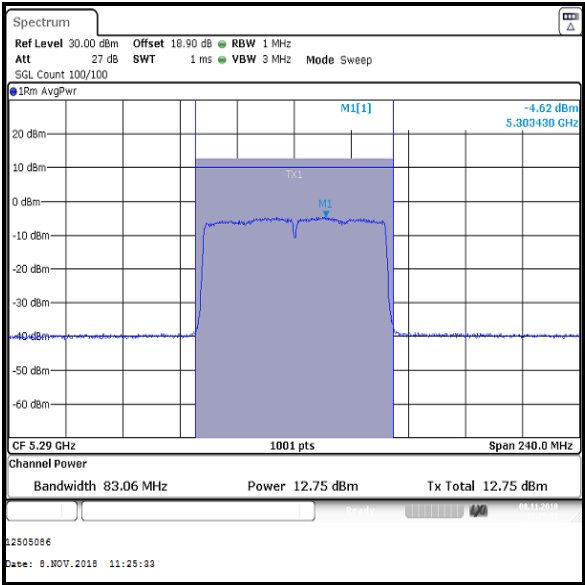
Channel	Frequency (MHz)	Core 2			Core 0, Core 1 & Core 2		
		Conducted Power (dBm)	Duty Cycle correction (dB)	Corrected Conducted Power (dBm)	Corrected Conducted Power Core 0 (dBm)	Corrected Conducted Power Core 1 (dBm)	Corrected Conducted Power Core 2 (dBm)
Single	5290	12.7	0.2	12.9	13.0	13.6	12.9

Channel	Frequency (MHz)	Combined Conducted Power (dBm)	Limit (dBm)	Margin (dB)	Result
Single	5290	17.9	24.0	6.1	Complied

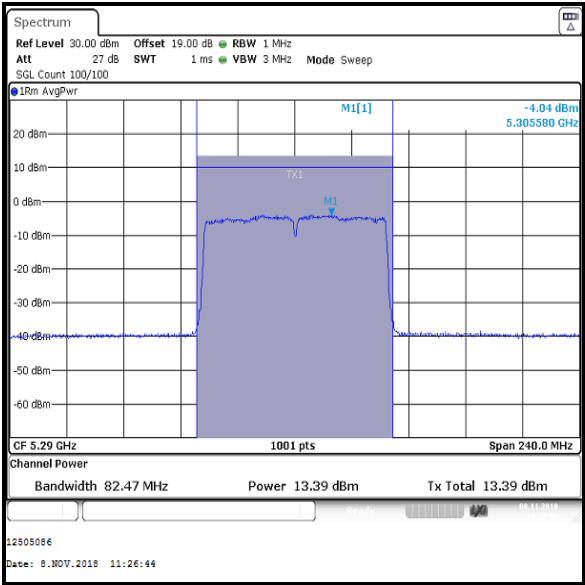


**Transmitter Maximum Conducted Output Power (5.25-5.35 GHz band) (continued)**

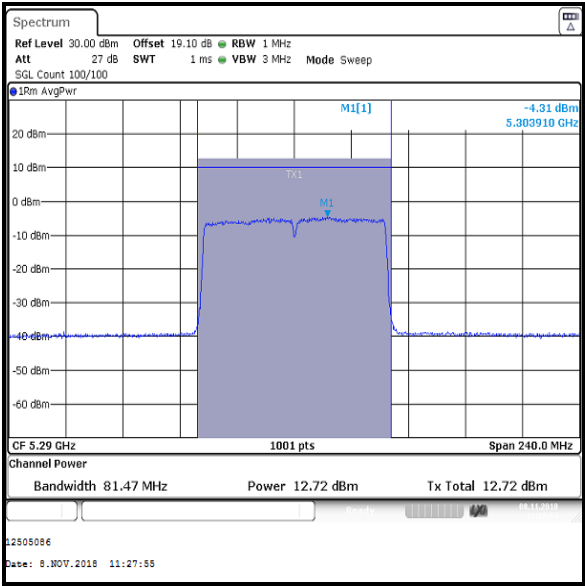
**Results: 802.11ac / 80 MHz / MIMO / 3Tx CDD / BPSK / MCS0x1**



Single Channel / Core 0



Single Channel / Core 1



Single Channel / Core 2

**Transmitter Maximum Conducted Output Power (5.25-5.35 GHz band) (continued)****Results: 802.11n / 20 MHz / MIMO / 3Tx SDM / BPSK / MCS16**

Channel	Frequency (MHz)	Conducted Power Core 0 (dBm)	Conducted Power Core 1 (dBm)	Conducted Power Core 2 (dBm)	Combined Conducted Power (dBm)
Bottom	5260	16.2	16.2	15.7	20.8
Middle	5280	16.0	16.1	15.7	20.7
Top	5320	15.4	15.6	15.1	20.1

Channel	Frequency (MHz)	Combined Conducted Power (dBm)	Limit (dBm)	Margin (dB)	Result
Bottom	5260	20.8	24.0	3.2	Complied
Middle	5280	20.7	24.0	3.3	Complied
Top	5320	20.1	24.0	3.9	Complied