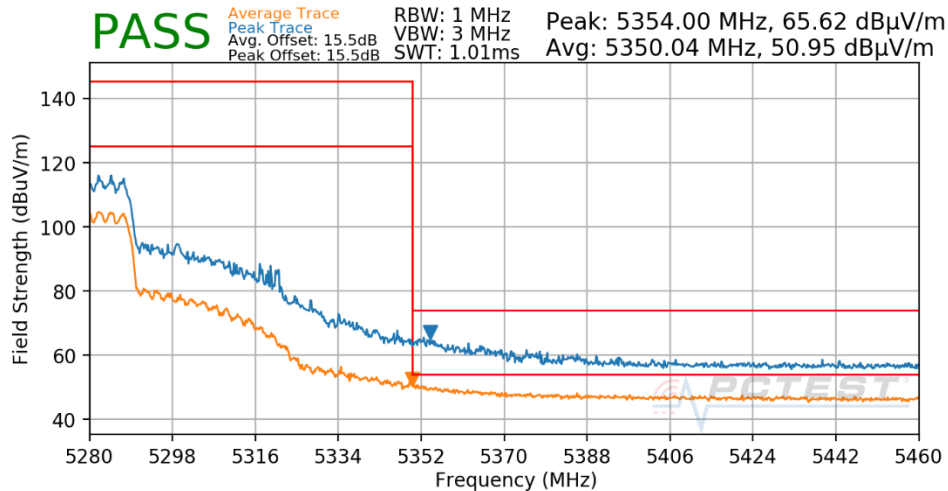
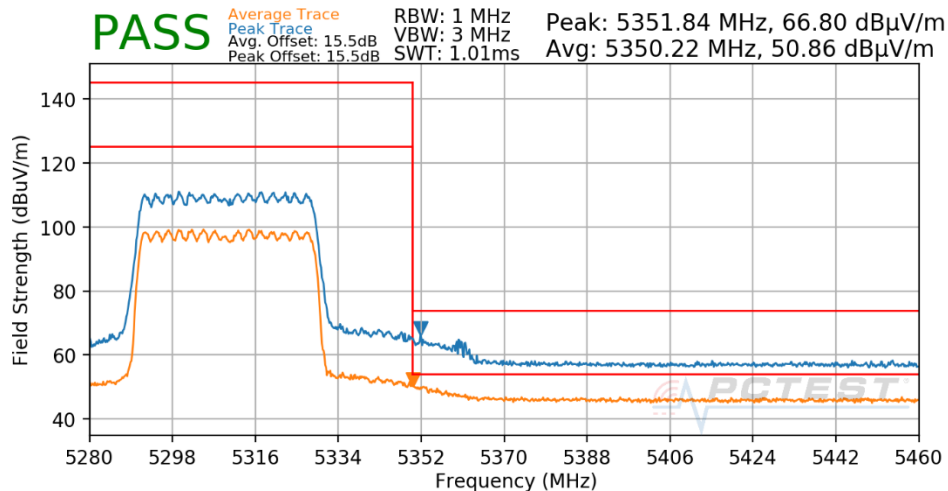


Worst Case Mode: 802.11ax  
Worst Case Transfer Rate: MCS11  
RU Index: 65  
Distance of Measurements: 3 Meters  
Operating Frequency: 5270MHz  
Channel: 54



**Plot 7-1515. Radiated Upper Band Edge Plot CDD Primary (Peak & Average – UNII Band 2A – RU484)**

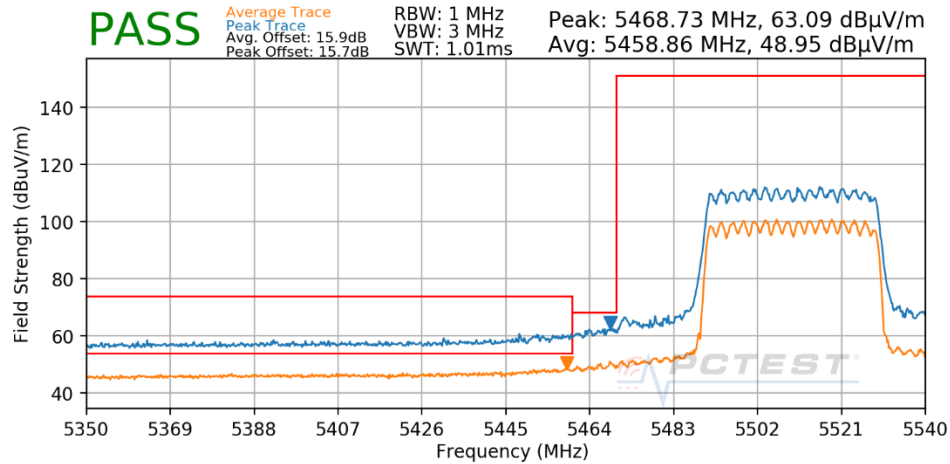
Worst Case Mode: 802.11ax  
Worst Case Transfer Rate: MCS11  
RU Index: 65  
Distance of Measurements: 3 Meters  
Operating Frequency: 5310MHz  
Channel: 62



**Plot 7-1516. Radiated Upper Band Edge Plot CDD Primary (Peak & Average – UNII Band 2A – RU484)**

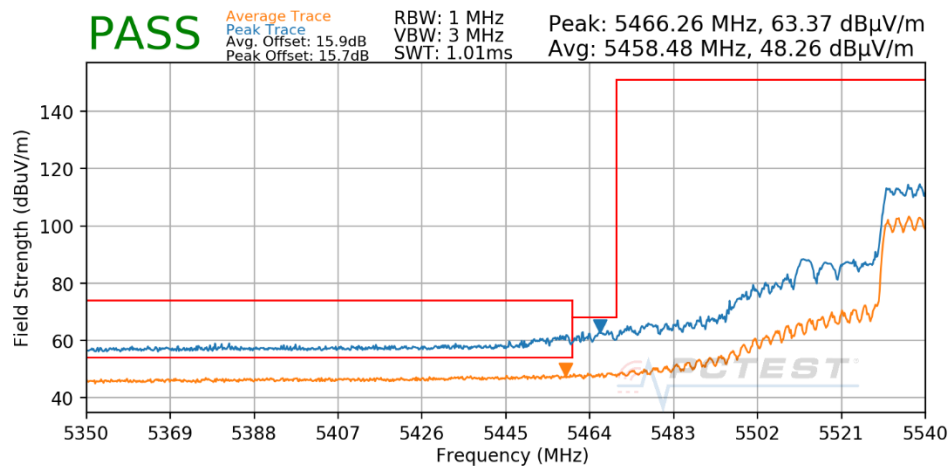
FCC ID: BCGA2072	<b>PCTEST</b> Proud to be part of element	MEASUREMENT REPORT (CERTIFICATION)	Approved by: Quality Manager
Test Report S/N: 1C2004270030-13.BCG	Test Dates: 07/16/2020 - 09/08/2020	EUT Type: Tablet Device	Page 909 of 958

Worst Case Mode: 802.11ax  
Worst Case Transfer Rate: MCS11  
RU Index: 65  
Distance of Measurements: 3 Meters  
Operating Frequency: 5510MHz  
Channel: 102



**Plot 7-1517. Radiated Lower Band Edge Plot CDD Primary (Peak & Average – UNII Band 2C – RU484)**

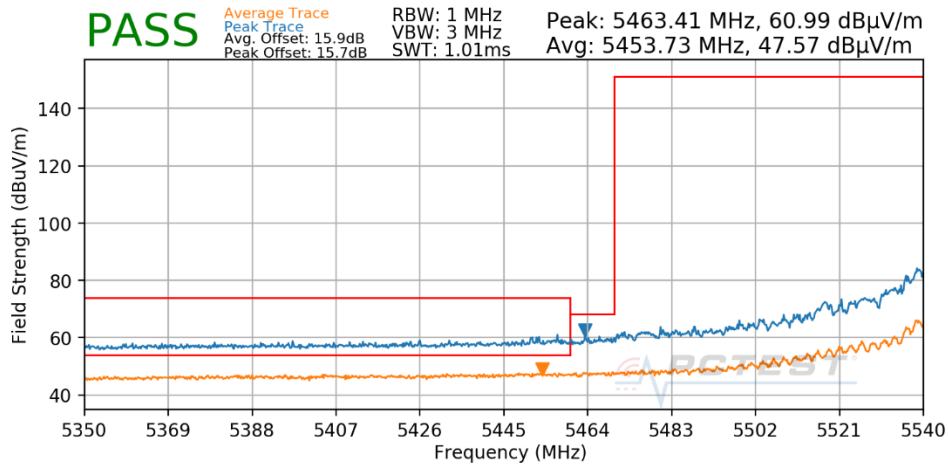
Worst Case Mode: 802.11ax  
Worst Case Transfer Rate: MCS11  
RU Index: 65  
Distance of Measurements: 3 Meters  
Operating Frequency: 5550MHz  
Channel: 110



**Plot 7-1518. Radiated Lower Band Edge Plot CDD Primary (Peak & Average – UNII Band 2C – RU484)**

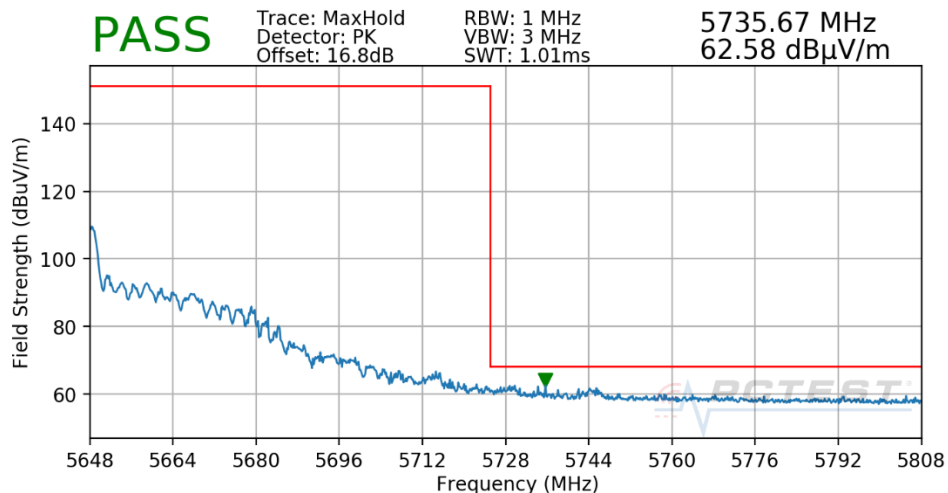
FCC ID: BCGA2072	<b>PCTEST</b> Proud to be part of element	MEASUREMENT REPORT (CERTIFICATION)	Approved by: Quality Manager
Test Report S/N: 1C2004270030-13.BCG	Test Dates: 07/16/2020 - 09/08/2020	EUT Type: Tablet Device	Page 910 of 958

Worst Case Mode: 802.11ax  
Worst Case Transfer Rate: MCS11  
RU Index: 65  
Distance of Measurements: 3 Meters  
Operating Frequency: 5590MHz (FCC only)  
Channel: 118



**Plot 7-1519. Radiated Lower Band Edge Plot CDD Primary (Peak & Average – UNII Band 2C – RU484)**

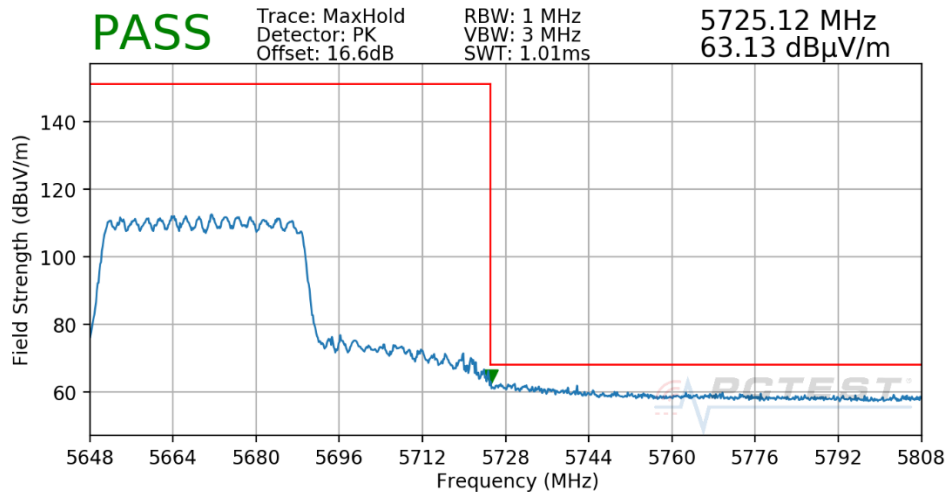
Worst Case Mode: 802.11ax  
Worst Case Transfer Rate: MCS11  
RU Index: 65  
Distance of Measurements: 3 Meters  
Operating Frequency: 5630MHz (FCC only)  
Channel: 126



**Plot 7-1520. Radiated Upper Band Edge Plot CDD Primary (Peak – UNII Band 2C – RU484)**

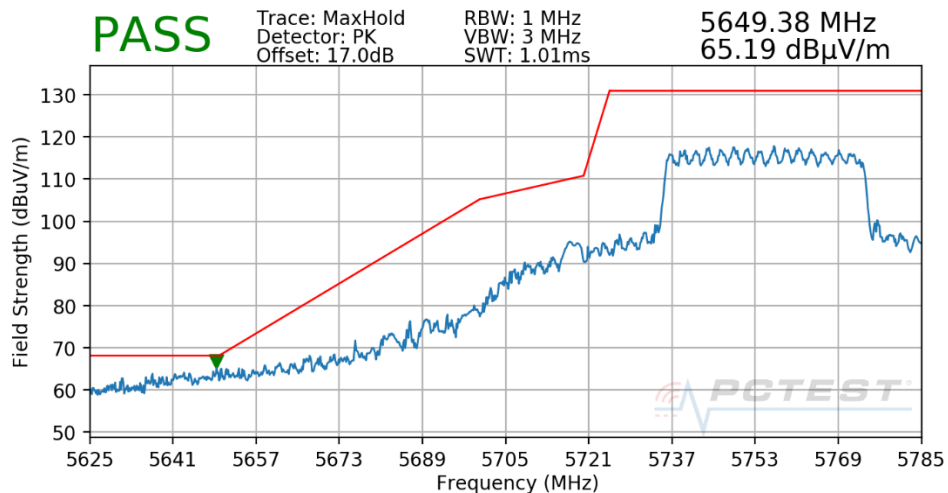
FCC ID: BCGA2072	<b>PCTEST</b> Proud to be part of element	MEASUREMENT REPORT (CERTIFICATION)	Approved by: Quality Manager
Test Report S/N: 1C2004270030-13.BCG	Test Dates: 07/16/2020 - 09/08/2020	EUT Type: Tablet Device	Page 911 of 958

Worst Case Mode: 802.11ax  
Worst Case Transfer Rate: MCS11  
RU Index: 65  
Distance of Measurements: 3 Meters  
Operating Frequency: 5670MHz  
Channel: 134



**Plot 7-1521. Radiated Upper Band Edge Plot CDD Primary (Peak – UNII Band 2C – RU484)**

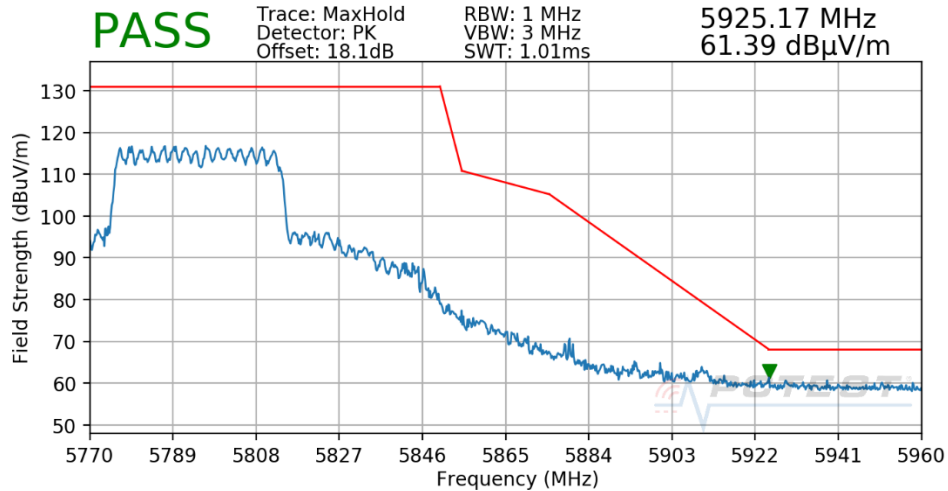
Worst Case Mode: 802.11ax  
Worst Case Transfer Rate: MCS11  
RU Index: 65  
Distance of Measurements: 3 Meters  
Operating Frequency: 5755MHz  
Channel: 151



**Plot 7-1522. Radiated Lower Band Edge Plot CDD Primary (Peak – UNII Band 3 – RU484)**

FCC ID: BCGA2072	<b>PCTEST</b> Proud to be part of element	MEASUREMENT REPORT (CERTIFICATION)	Approved by: Quality Manager
Test Report S/N: 1C2004270030-13.BCG	Test Dates: 07/16/2020 - 09/08/2020	EUT Type: Tablet Device	Page 912 of 958

Worst Case Mode: 802.11ax  
Worst Case Transfer Rate: MCS11  
RU Index: 65  
Distance of Measurements: 3 Meters  
Operating Frequency: 5795MHz  
Channel: 159



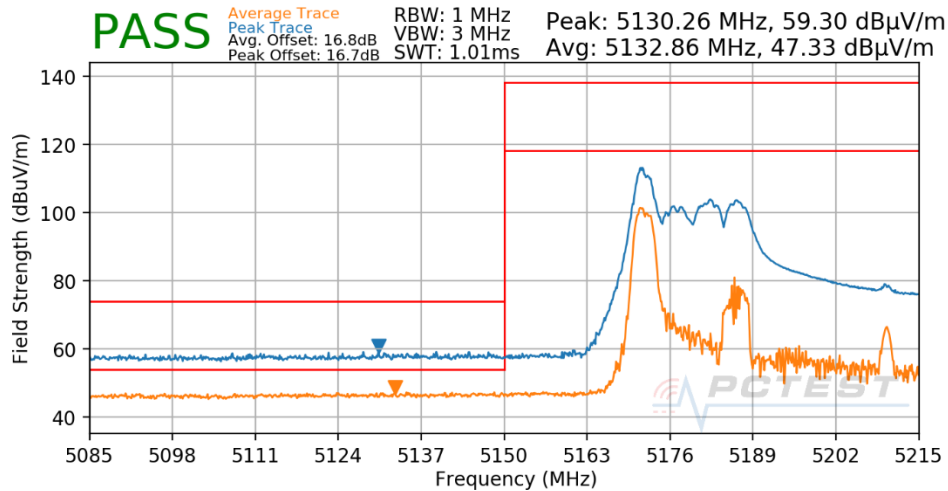
**Plot 7-1523. Radiated Upper Band Edge Plot CDD Primary (Peak – UNII Band 3 – RU484)**

FCC ID: BCGA2072	<b>PCTEST</b> Proud to be part of element	<b>MEASUREMENT REPORT (CERTIFICATION)</b>	<b>Approved by:</b> Quality Manager
<b>Test Report S/N:</b> 1C2004270030-13.BCG	<b>Test Dates:</b> 07/16/2020 - 09/08/2020	<b>EUT Type:</b> Tablet Device	Page 913 of 958

## 7.6.17 CDD Primary Radiated Band Edge Measurements (80MHz BW) §15.407(b.1)(b.2) §15.205 §15.209; RSS-Gen [8.9]

### RU26

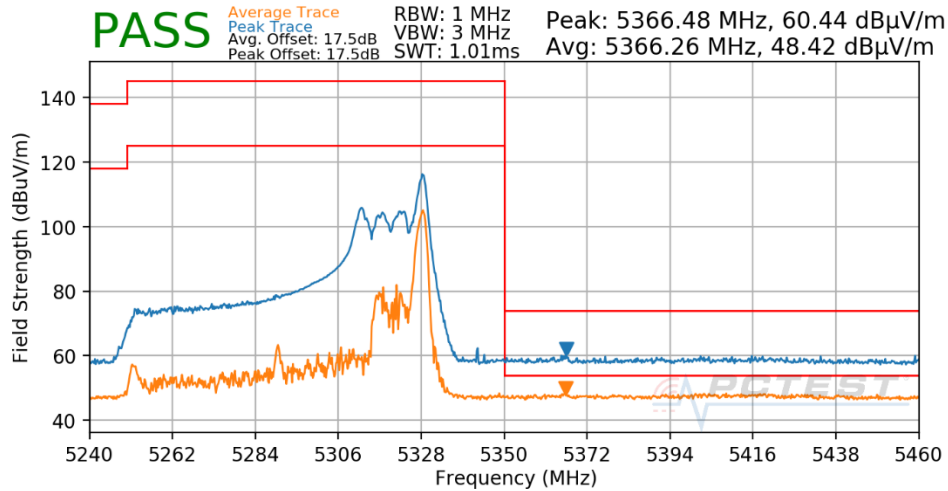
Worst Case Mode:	802.11ax
Worst Case Transfer Rate:	MCS11
RU Index:	0
Distance of Measurements:	3 Meters
Operating Frequency:	5210MHz
Channel:	42



Plot 7-1524. Radiated Lower Band Edge Plot CDD Primary (Peak & Average – UNII Band 1 – RU26)

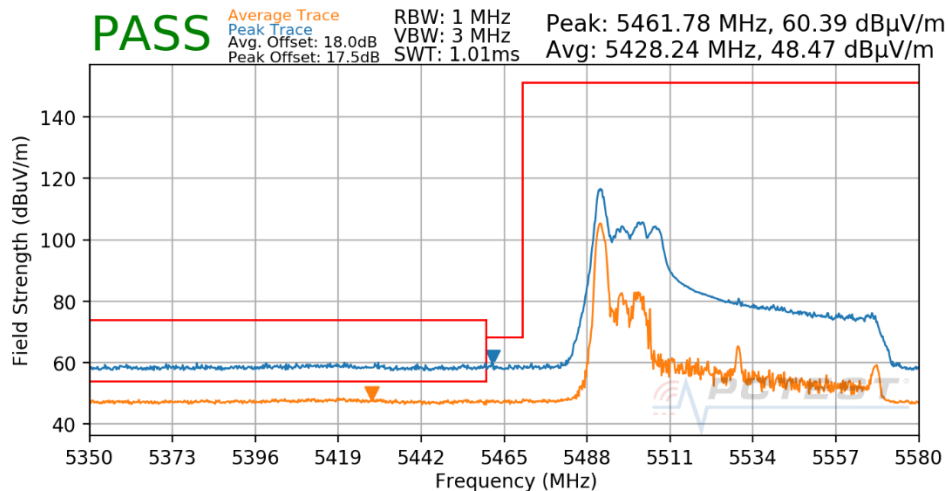
FCC ID: BCGA2072	 <b>PCTEST</b> Proud to be part of 	MEASUREMENT REPORT (CERTIFICATION)	Approved by: Quality Manager
Test Report S/N: 1C2004270030-13.BCG	Test Dates: 07/16/2020 - 09/08/2020	EUT Type: Tablet Device	Page 914 of 958

Worst Case Mode: 802.11ax  
Worst Case Transfer Rate: MCS11  
RU Index: 36  
Distance of Measurements: 3 Meters  
Operating Frequency: 5290MHz  
Channel: 58



**Plot 7-1525. Radiated Upper Band Edge Plot CDD Primary (Peak & Average – UNII Band 2A – RU26)**

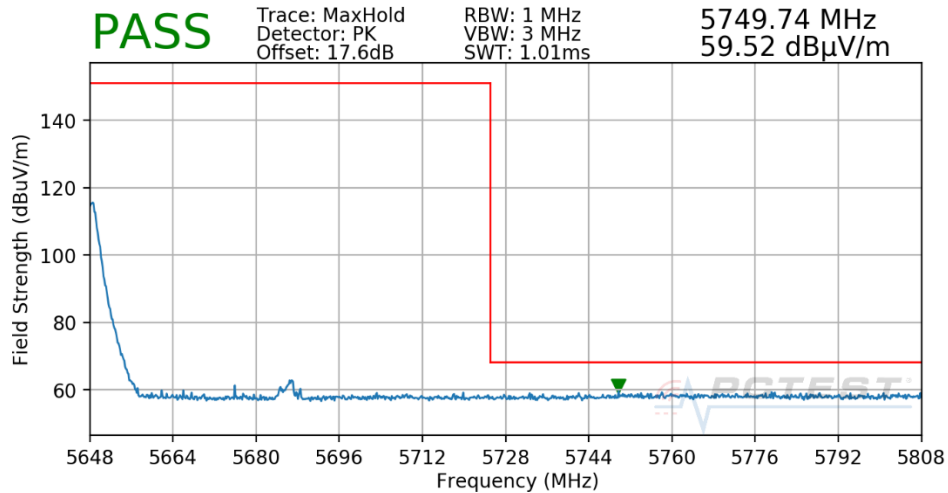
Worst Case Mode: 802.11ax  
Worst Case Transfer Rate: MCS11  
RU Index: 0  
Distance of Measurements: 3 Meters  
Operating Frequency: 5530MHz  
Channel: 106



**Plot 7-1526. Radiated Lower Band Edge Plot CDD Primary (Peak & Average – UNII Band 2C – RU26)**

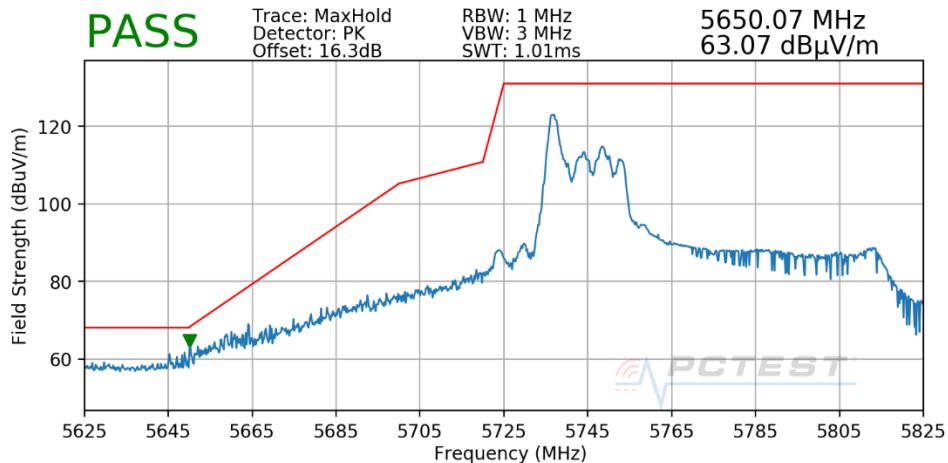
FCC ID: BCGA2072	<b>PCTEST</b> Proud to be part of element	MEASUREMENT REPORT (CERTIFICATION)	Approved by: Quality Manager
Test Report S/N: 1C2004270030-13.BCG	Test Dates: 07/16/2020 - 09/08/2020	EUT Type: Tablet Device	Page 915 of 958

Worst Case Mode: 802.11ax  
Worst Case Transfer Rate: MCS11  
RU Index: 36  
Distance of Measurements: 3 Meters  
Operating Frequency: 5610MHz (FCC only)  
Channel: 122



**Plot 7-1527. Radiated Upper Band Edge Plot CDD Primary (Peak - UNII Band 2C - RU26)**

Worst Case Mode: 802.11ax  
Worst Case Transfer Rate: MCS11  
RU Index: 0  
Distance of Measurements: 3 Meters  
Operating Frequency: 5775MHz  
Channel: 155

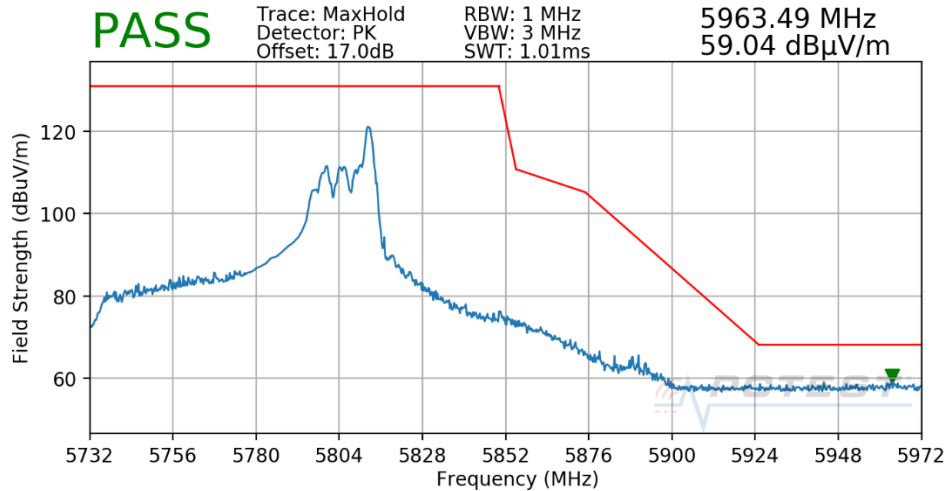


**Plot 7-1528. Radiated Lower Band Edge Plot CDD Primary (Peak - UNII Band 3 - RU26)**

FCC ID: BCGA2072	<b>PCTEST</b> Proud to be part of element	MEASUREMENT REPORT (CERTIFICATION)	Approved by: Quality Manager
Test Report S/N: 1C2004270030-13.BCG	Test Dates: 07/16/2020 - 09/08/2020	EUT Type: Tablet Device	Page 916 of 958



Worst Case Mode:	802.11ax
Worst Case Transfer Rate:	MCS11
RU Index:	36
Distance of Measurements:	3 Meters
Operating Frequency:	5775MHz
Channel:	155

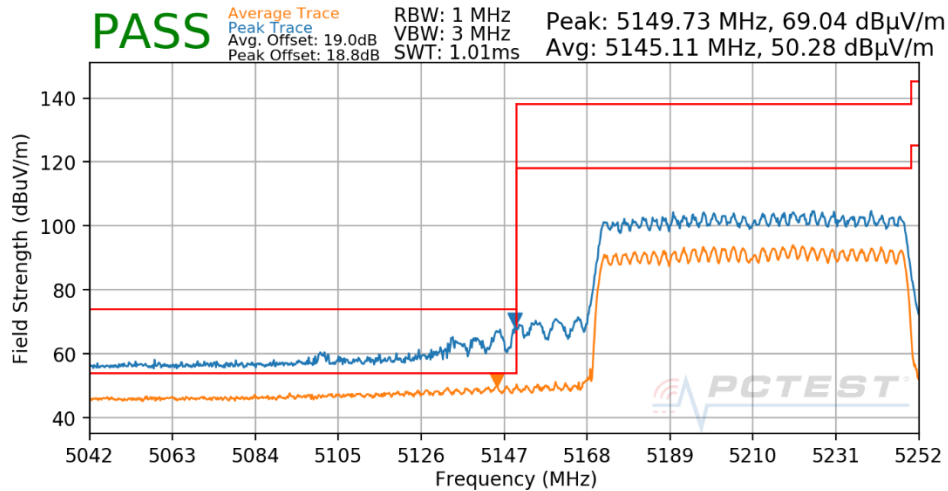


**Plot 7-1529. Radiated Upper Band Edge Plot CDD Primary (Peak – UNII Band 3 – RU26)**

<b>FCC ID:</b> BCGA2072		<b>MEASUREMENT REPORT (CERTIFICATION)</b>	<b>Approved by:</b> Quality Manager
<b>Test Report S/N:</b> 1C2004270030-13.BCG	<b>Test Dates:</b> 07/16/2020 - 09/08/2020	<b>EUT Type:</b> Tablet Device	Page 917 of 958

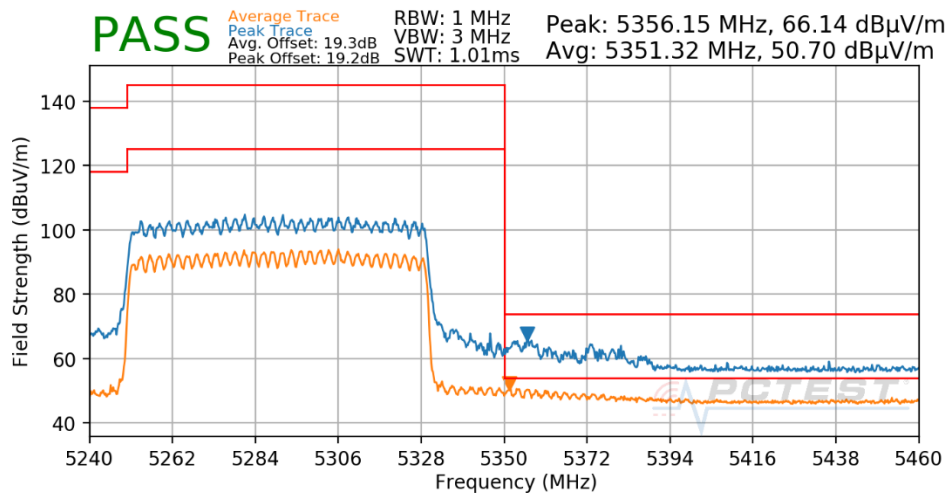
## RU996

Worst Case Mode: 802.11ax  
Worst Case Transfer Rate: MCS11  
RU Index: 67  
Distance of Measurements: 3 Meters  
Operating Frequency: 5210MHz  
Channel: 42



**Plot 7-1530. Radiated Lower Band Edge Plot CDD Primary (Peak & Average – UNII Band 1 – RU996)**

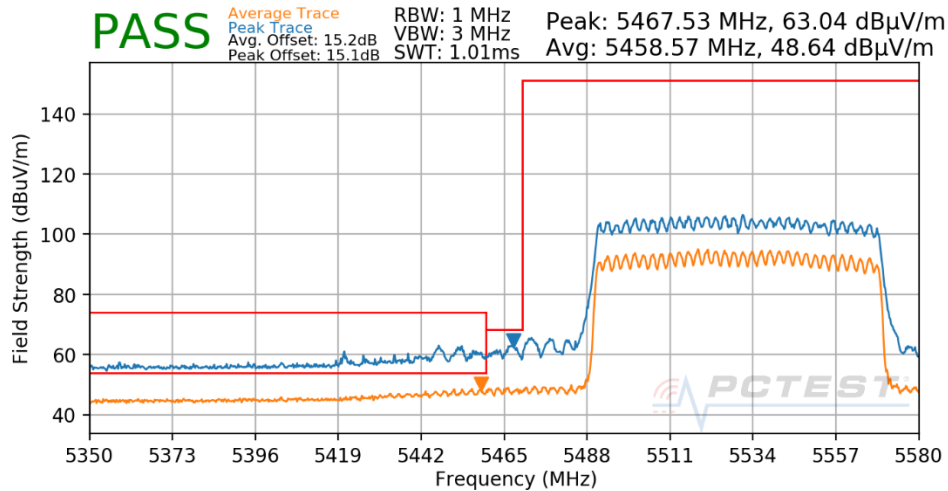
Worst Case Mode: 802.11ax  
Worst Case Transfer Rate: MCS11  
RU Index: 67  
Distance of Measurements: 3 Meters  
Operating Frequency: 5290MHz  
Channel: 58



**Plot 7-1531. Radiated Upper Band Edge Plot CDD Primary (Peak & Average – UNII Band 2A – RU996)**

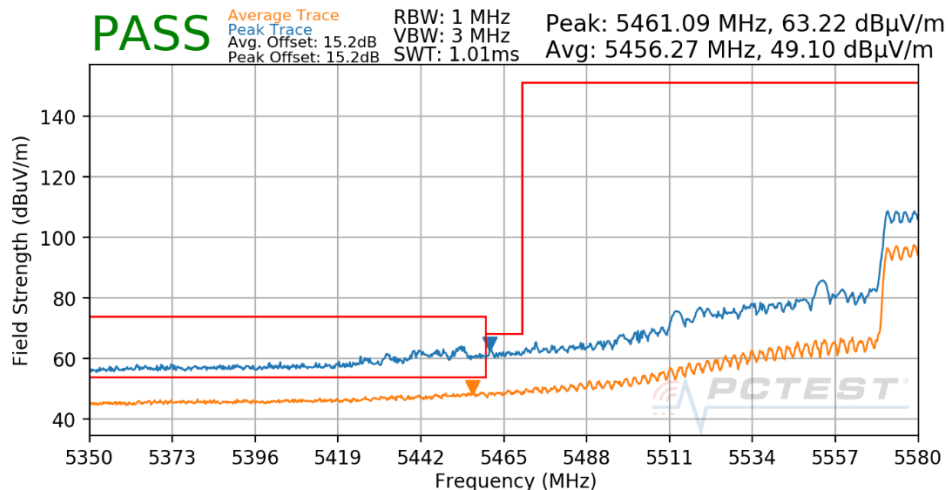
FCC ID: BCGA2072	<b>PCTEST</b> Proud to be part of element	MEASUREMENT REPORT (CERTIFICATION)	Approved by: Quality Manager
Test Report S/N: 1C2004270030-13.BCG	Test Dates: 07/16/2020 - 09/08/2020	EUT Type: Tablet Device	Page 918 of 958

Worst Case Mode: 802.11ax  
Worst Case Transfer Rate: MCS11  
RU Index: 67  
Distance of Measurements: 3 Meters  
Operating Frequency: 5530MHz  
Channel: 106



**Plot 7-1532. Radiated Lower Band Edge Plot CDD Primary (Peak & Average – UNII Band 2C – RU996)**

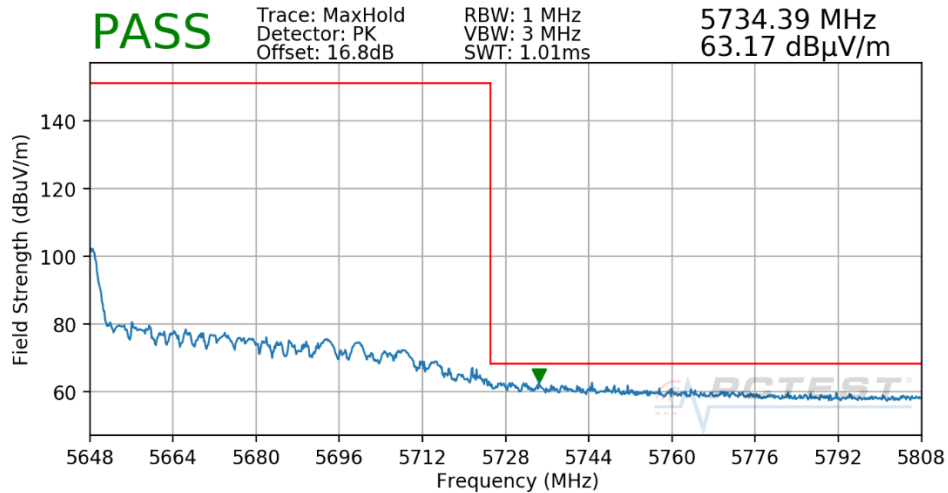
Worst Case Mode: 802.11ax  
Worst Case Transfer Rate: MCS11  
RU Index: 67  
Distance of Measurements: 3 Meters  
Operating Frequency: 5610MHz (FCC only)  
Channel: 122



**Plot 7-1533. Radiated Lower Band Edge Plot CDD Primary (Peak & Average – UNII Band 2C – RU996)**

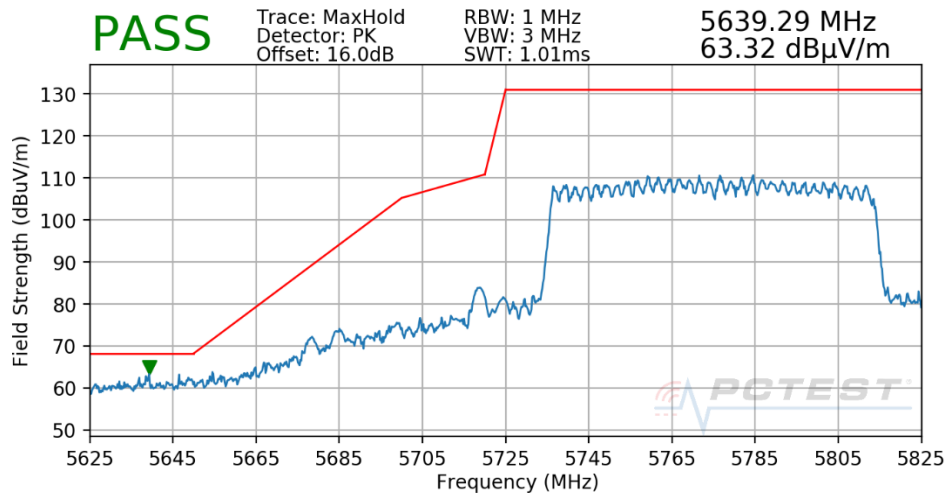
FCC ID: BCGA2072	<b>PCTEST</b> Proud to be part of element	MEASUREMENT REPORT (CERTIFICATION)	Approved by: Quality Manager
Test Report S/N: 1C2004270030-13.BCG	Test Dates: 07/16/2020 - 09/08/2020	EUT Type: Tablet Device	Page 919 of 958

Worst Case Mode: 802.11ax  
Worst Case Transfer Rate: MCS11  
RU Index: 67  
Distance of Measurements: 3 Meters  
Operating Frequency: 5610MHz (FCC only)  
Channel: 122



**Plot 7-1534. Radiated Upper Band Edge Plot CDD Primary (Peak & Average – UNII Band 2C – RU996)**

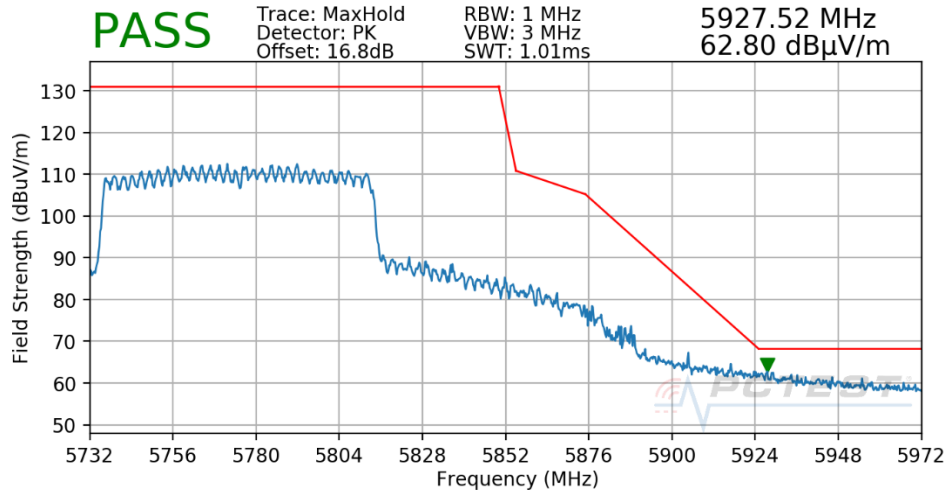
Worst Case Mode: 802.11ax  
Worst Case Transfer Rate: MCS11  
RU Index: 67  
Distance of Measurements: 3 Meters  
Operating Frequency: 5775MHz  
Channel: 155



**Plot 7-1535. Radiated Lower Band Edge Plot CDD Primary (Peak – UNII Band 3 – RU996)**

FCC ID: BCGA2072	<b>PCTEST</b> Proud to be part of element	MEASUREMENT REPORT (CERTIFICATION)	Approved by: Quality Manager
Test Report S/N: 1C2004270030-13.BCG	Test Dates: 07/16/2020 - 09/08/2020	EUT Type: Tablet Device	Page 920 of 958

Worst Case Mode: 802.11ax  
Worst Case Transfer Rate: MCS11  
RU Index: 67  
Distance of Measurements: 3 Meters  
Operating Frequency: 5775MHz  
Channel: 155



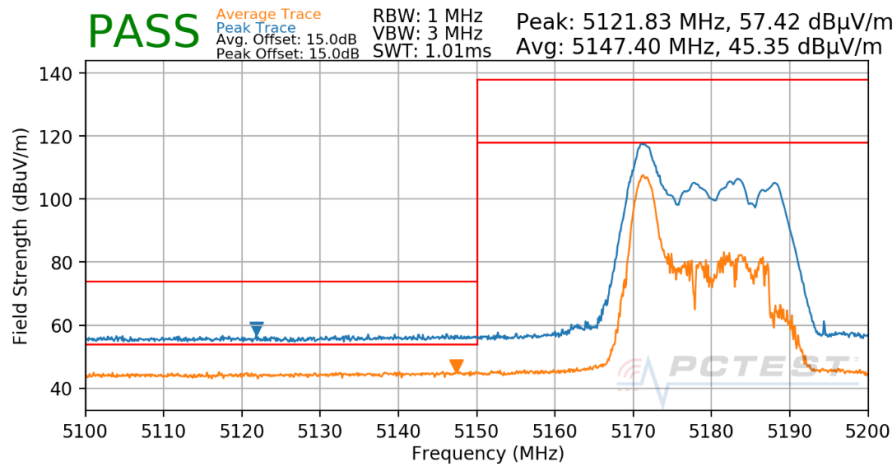
**Plot 7-1536. Radiated Upper Band Edge Plot CDD Primary (Peak - UNII Band 3 - RU996)**

FCC ID: BCGA2072	<b>PCTEST</b> Proud to be part of element	<b>MEASUREMENT REPORT (CERTIFICATION)</b>	<b>Approved by:</b> Quality Manager
<b>Test Report S/N:</b> 1C2004270030-13.BCG	<b>Test Dates:</b> 07/16/2020 - 09/08/2020	<b>EUT Type:</b> Tablet Device	Page 921 of 958

## 7.6.18 CDD Diversity Radiated Band Edge Measurements (20MHz BW) §15.407(b.1)(b.2) §15.205 §15.209; RSS-Gen [8.9]

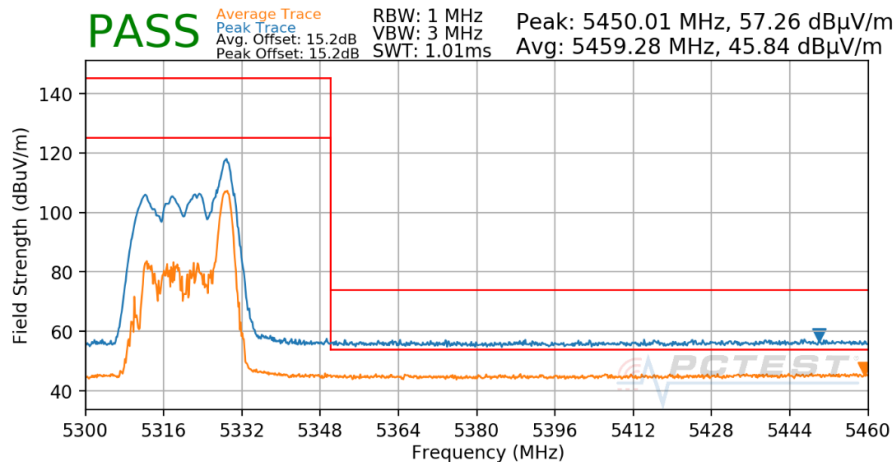
### RU26

Worst Case Mode:	802.11ax
Worst Case Transfer Rate:	MCS11
RU Index:	0
Distance of Measurements:	3 Meters
Operating Frequency:	5180MHz
Channel:	36



**Plot 7-1537. Radiated Lower Band Edge Plot CDD Diversity (Peak & Average – UNII Band 1 – RU26)**

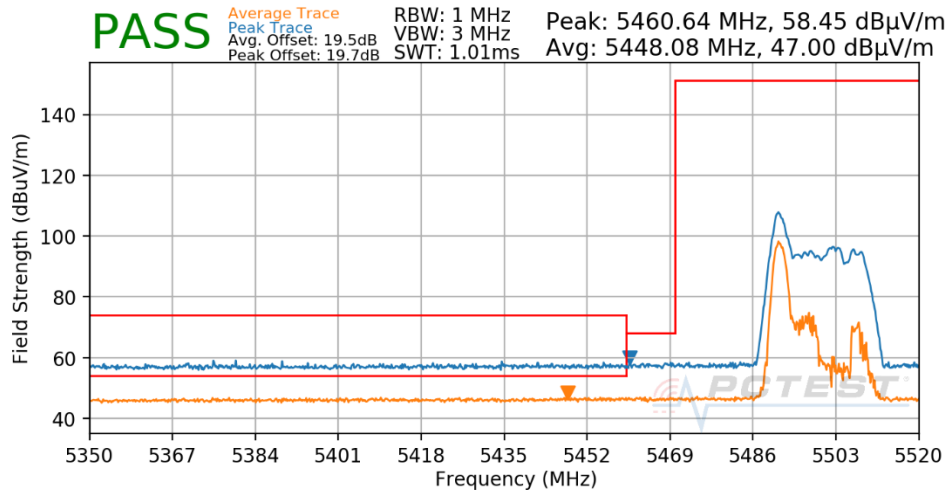
Worst Case Mode:	802.11ax
Worst Case Transfer Rate:	MCS11
RU Index:	8
Distance of Measurements:	3 Meters
Operating Frequency:	5320MHz
Channel:	64



**Plot 7-1538. Radiated Upper Band Edge Plot CDD Diversity (Peak & Average – UNII Band 2A – RU26)**

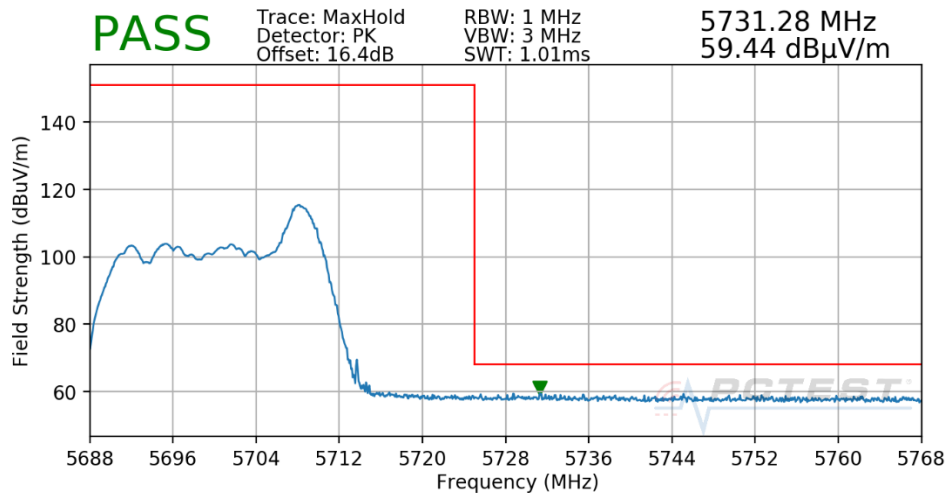
FCC ID: BCGA2072	<b>PCTEST</b> Proud to be part of element	MEASUREMENT REPORT (CERTIFICATION)	Approved by: Quality Manager
Test Report S/N: 1C2004270030-13.BCG	Test Dates: 07/16/2020 - 09/08/2020	EUT Type: Tablet Device	Page 922 of 958

Worst Case Mode: 802.11ax  
Worst Case Transfer Rate: MCS11  
RU Index: 0  
Distance of Measurements: 3 Meters  
Operating Frequency: 5500MHz  
Channel: 100



**Plot 7-1539. Radiated Lower Band Edge Plot CDD Diversity (Peak & Average – UNII Band 2C – RU26)**

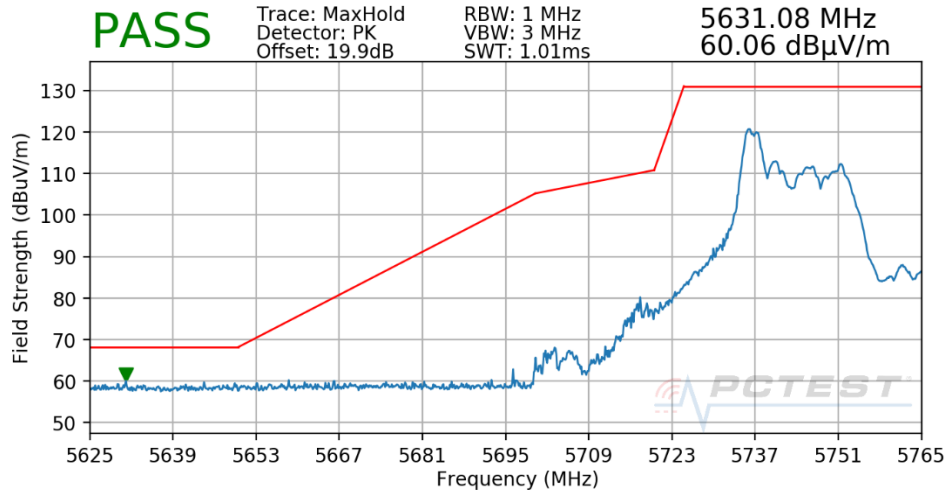
Worst Case Mode: 802.11ax  
Worst Case Transfer Rate: MCS11  
RU Index: 8  
Distance of Measurements: 3 Meters  
Operating Frequency: 5700MHz  
Channel: 140



**Plot 7-1540. Radiated Upper Band Edge Plot CDD Diversity (Peak – UNII Band 2C – RU26)**

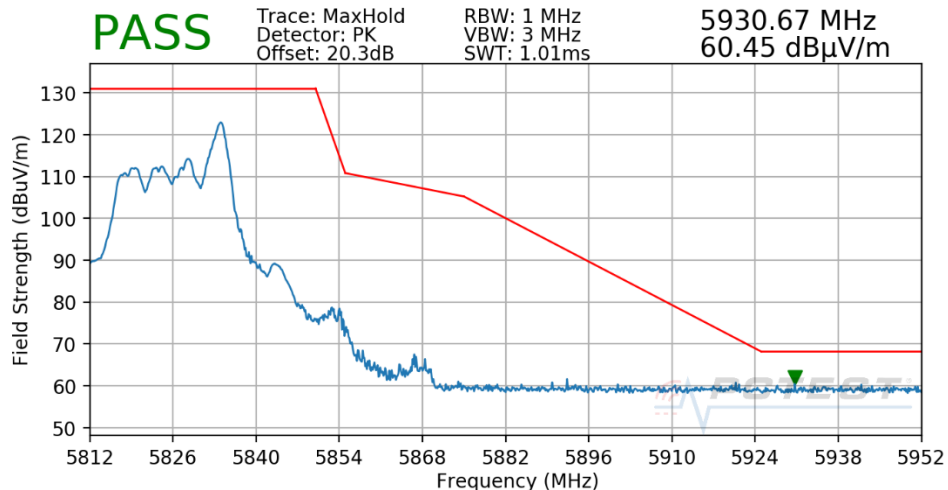
FCC ID: BCGA2072	<b>PCTEST</b> Proud to be part of element	MEASUREMENT REPORT (CERTIFICATION)	Approved by: Quality Manager
Test Report S/N: 1C2004270030-13.BCG	Test Dates: 07/16/2020 - 09/08/2020	EUT Type: Tablet Device	Page 923 of 958

Worst Case Mode: 802.11ax  
Worst Case Transfer Rate: MCS11  
RU Index: 0  
Distance of Measurements: 3 Meters  
Operating Frequency: 5745MHz  
Channel: 149



**Plot 7-1541. Radiated Lower Band Edge Plot CDD Diversity (Peak – UNII Band 3 – RU26)**

Worst Case Mode: 802.11ax  
Worst Case Transfer Rate: MCS11  
RU Index: 8  
Distance of Measurements: 3 Meters  
Operating Frequency: 5825MHz  
Channel: 165



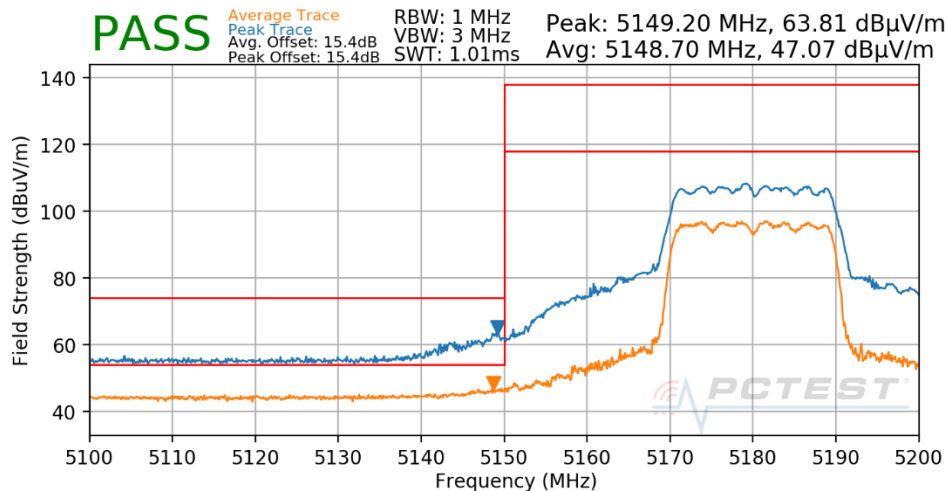
**Plot 7-1542. Radiated Upper Band Edge Plot CDD Diversity (Peak – UNII Band 3 – RU26)**

FCC ID: BCGA2072	<b>PCTEST</b> Proud to be part of element	MEASUREMENT REPORT (CERTIFICATION)	Approved by: Quality Manager
Test Report S/N: 1C2004270030-13.BCG	Test Dates: 07/16/2020 - 09/08/2020	EUT Type: Tablet Device	Page 924 of 958



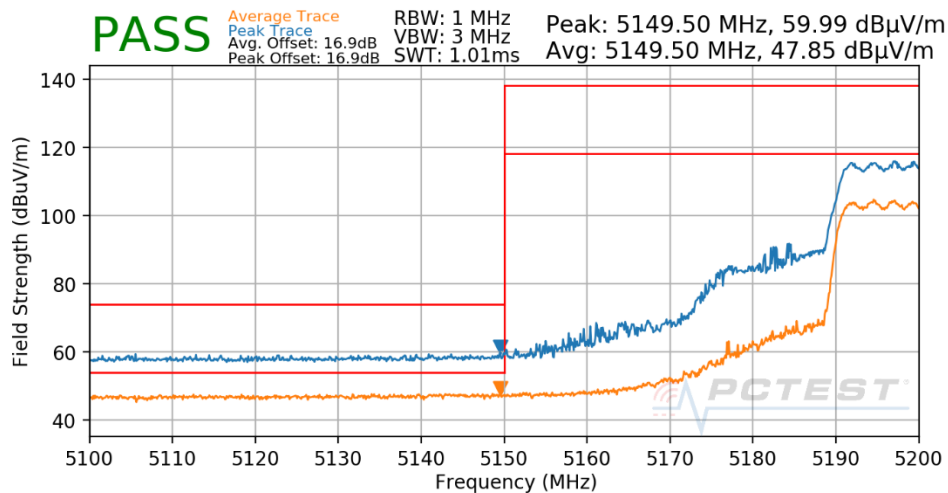
## RU242

Worst Case Mode: 802.11ax  
Worst Case Transfer Rate: MCS11  
RU Index: 61  
Distance of Measurements: 3 Meters  
Operating Frequency: 5180MHz  
Channel: 36



**Plot 7-1543. Radiated Lower Band Edge Plot CDD Diversity (Peak & Average – UNII Band 1 – RU242)**

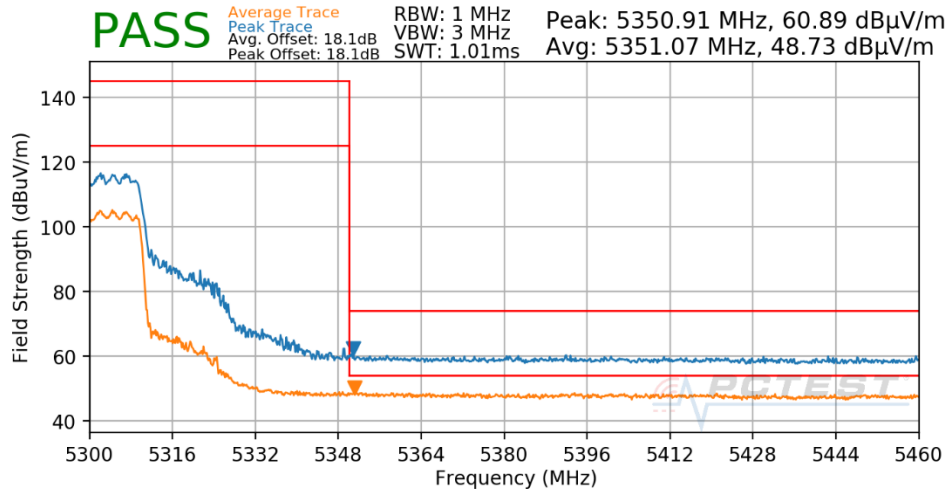
Worst Case Mode: 802.11ax  
Worst Case Transfer Rate: MCS11  
RU Index: 61  
Distance of Measurements: 3 Meters  
Operating Frequency: 5200MHz  
Channel: 40



**Plot 7-1544. Radiated Lower Band Edge Plot CDD Diversity (Peak & Average – UNII Band 1 – RU242)**

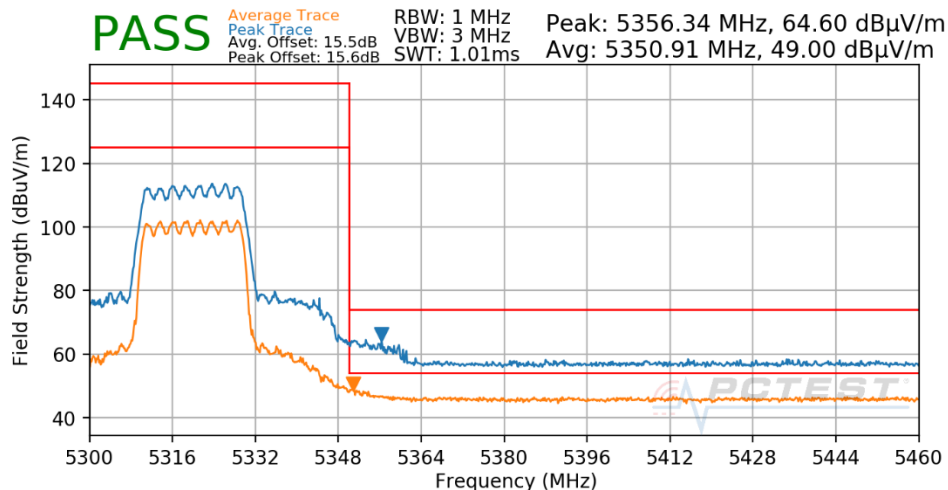
FCC ID: BCGA2072	<b>PCTEST</b> Proud to be part of element	MEASUREMENT REPORT (CERTIFICATION)	Approved by: Quality Manager
Test Report S/N: 1C2004270030-13.BCG	Test Dates: 07/16/2020 - 09/08/2020	EUT Type: Tablet Device	Page 925 of 958

Worst Case Mode: 802.11ax  
Worst Case Transfer Rate: MCS11  
RU Index: 61  
Distance of Measurements: 3 Meters  
Operating Frequency: 5300MHz  
Channel: 60



**Plot 7-1545. Radiated Upper Band Edge Plot CDD Diversity (Peak & Average – UNII Band 2A – RU242)**

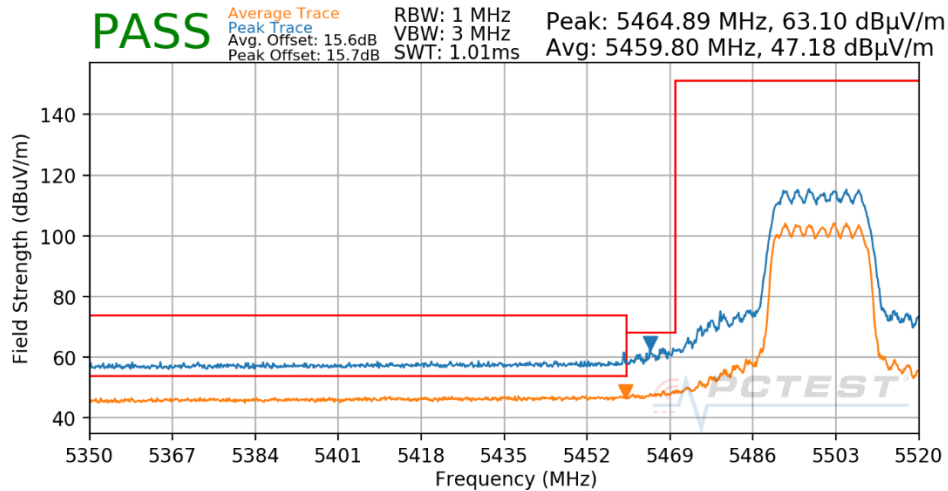
Worst Case Mode: 802.11ax  
Worst Case Transfer Rate: MCS11  
RU Index: 61  
Distance of Measurements: 3 Meters  
Operating Frequency: 5320MHz  
Channel: 64



**Plot 7-1546. Radiated Upper Band Edge Plot CDD Diversity (Peak & Average – UNII Band 2A – RU242)**

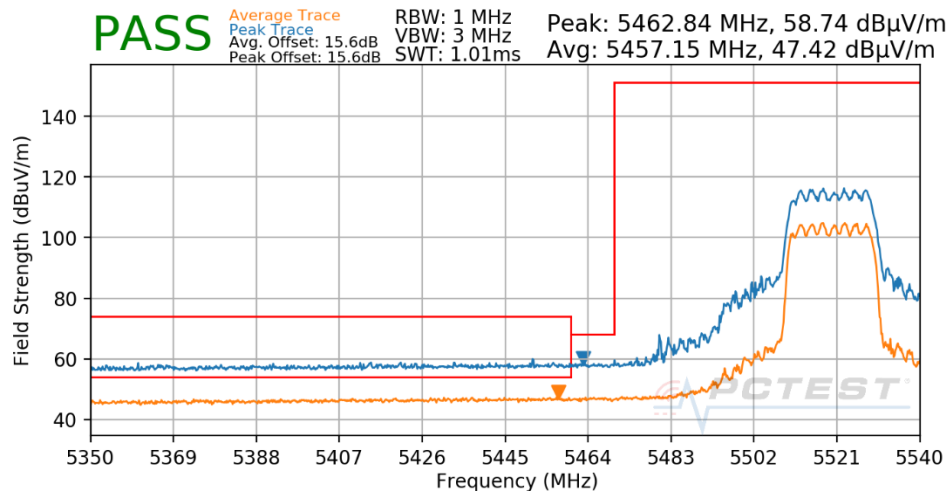
FCC ID: BCGA2072	<b>PCTEST</b> Proud to be part of element	MEASUREMENT REPORT (CERTIFICATION)	Approved by: Quality Manager
Test Report S/N: 1C2004270030-13.BCG	Test Dates: 07/16/2020 - 09/08/2020	EUT Type: Tablet Device	Page 926 of 958

Worst Case Mode: 802.11ax  
Worst Case Transfer Rate: MCS11  
RU Index: 61  
Distance of Measurements: 3 Meters  
Operating Frequency: 5500MHz  
Channel: 100



**Plot 7-1547. Radiated Lower Band Edge Plot CDD Diversity (Peak & Average – UNII Band 2C – RU242)**

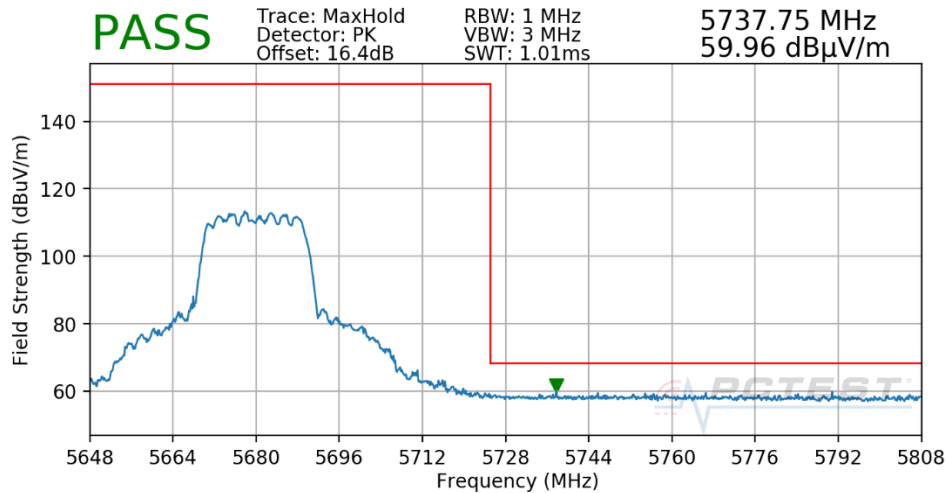
Worst Case Mode: 802.11ax  
Worst Case Transfer Rate: MCS11  
RU Index: 61  
Distance of Measurements: 3 Meters  
Operating Frequency: 5520MHz  
Channel: 104



**Plot 7-1548. Radiated Lower Band Edge Plot CDD Diversity (Peak & Average – UNII Band 2C – RU242)**

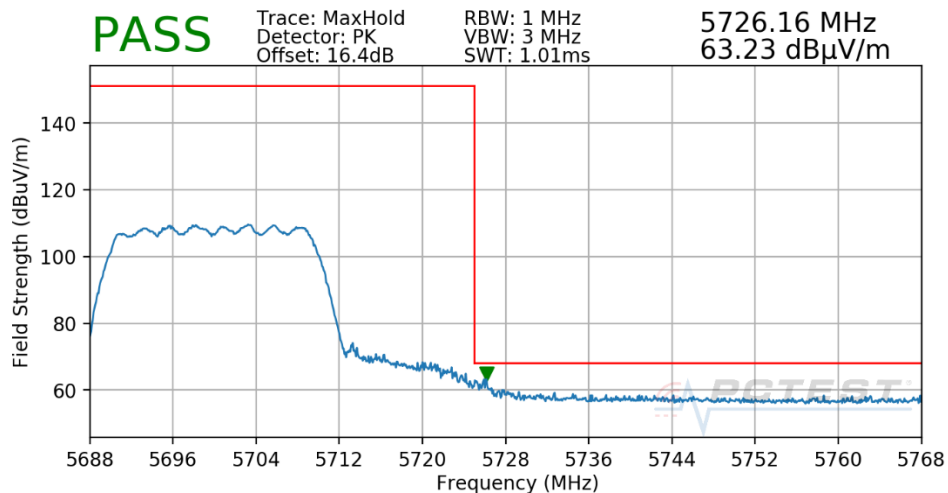
FCC ID: BCGA2072	<b>PCTEST</b> Proud to be part of element	MEASUREMENT REPORT (CERTIFICATION)	Approved by: Quality Manager
Test Report S/N: 1C2004270030-13.BCG	Test Dates: 07/16/2020 - 09/08/2020	EUT Type: Tablet Device	Page 927 of 958

Worst Case Mode: 802.11ax  
Worst Case Transfer Rate: MCS11  
RU Index: 61  
Distance of Measurements: 3 Meters  
Operating Frequency: 5680MHz  
Channel: 136



**Plot 7-1549. Radiated Upper Band Edge Plot CDD Diversity (Peak - UNII Band 2C - RU242)**

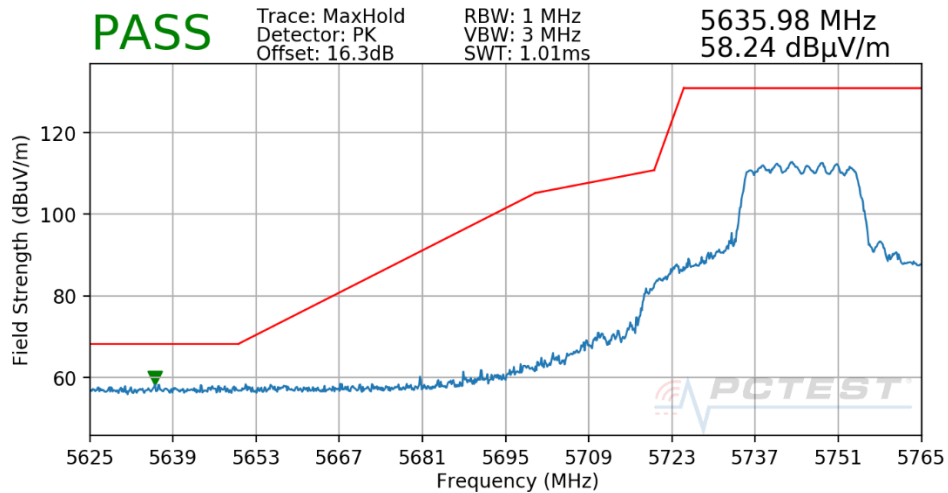
Worst Case Mode: 802.11ax  
Worst Case Transfer Rate: MCS11  
RU Index: 61  
Distance of Measurements: 3 Meters  
Operating Frequency: 5700MHz  
Channel: 140



**Plot 7-1550. Radiated Upper Band Edge Plot CDD Diversity (Peak - UNII Band 2C - RU242)**

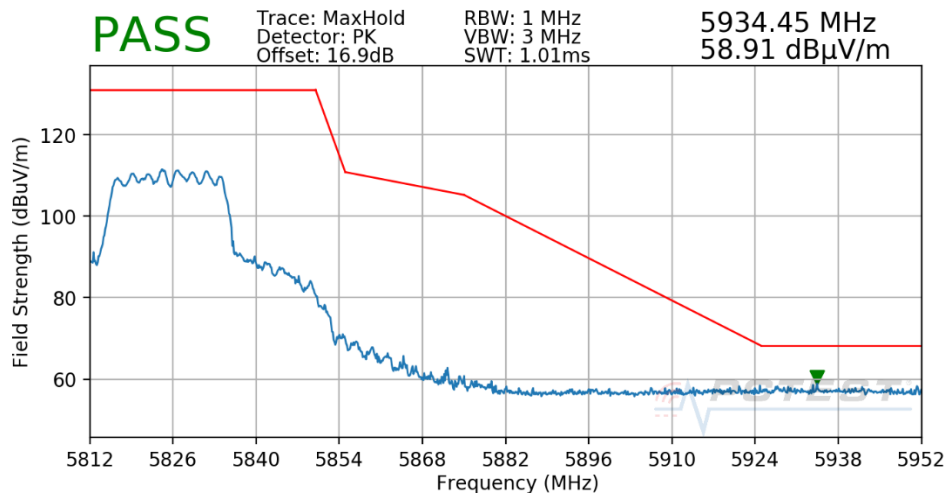
FCC ID: BCGA2072	<b>PCTEST</b> Proud to be part of element	MEASUREMENT REPORT (CERTIFICATION)	Approved by: Quality Manager
Test Report S/N: 1C2004270030-13.BCG	Test Dates: 07/16/2020 - 09/08/2020	EUT Type: Tablet Device	Page 928 of 958

Worst Case Mode: 802.11ax  
Worst Case Transfer Rate: MCS11  
RU Index: 61  
Distance of Measurements: 3 Meters  
Operating Frequency: 5745MHz  
Channel: 149



**Plot 7-1551. Radiated Lower Band Edge Plot CDD Diversity (Peak - UNII Band 3 - RU242)**

Worst Case Mode: 802.11ax  
Worst Case Transfer Rate: MCS11  
RU Index: 61  
Distance of Measurements: 3 Meters  
Operating Frequency: 5825MHz  
Channel: 165



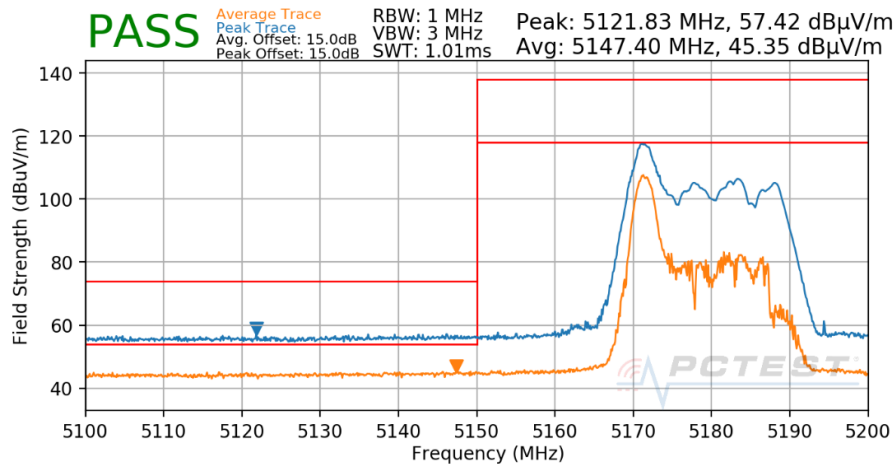
**Plot 7-1552. Radiated Upper Band Edge Plot CDD Diversity (Peak - UNII Band 3 - RU242)**

FCC ID: BCGA2072	<b>PCTEST</b> Proud to be part of element	MEASUREMENT REPORT (CERTIFICATION)	Approved by: Quality Manager
Test Report S/N: 1C2004270030-13.BCG	Test Dates: 07/16/2020 - 09/08/2020	EUT Type: Tablet Device	Page 929 of 958

## 7.6.19 CDD Diversity Radiated Band Edge Measurements (40MHz BW) §15.407(b.1)(b.2) §15.205 §15.209; RSS-Gen [8.9]

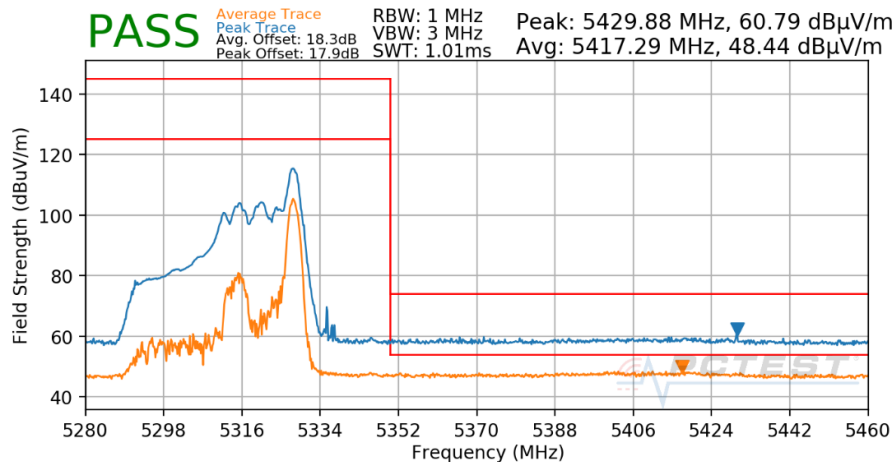
### RU26

Worst Case Mode:	802.11ax
Worst Case Transfer Rate:	MCS11
RU Index:	0
Distance of Measurements:	3 Meters
Operating Frequency:	5190MHz
Channel:	38



**Plot 7-1553. Radiated Lower Band Edge Plot CDD Diversity (Peak & Average – UNII Band 1 – RU26)**

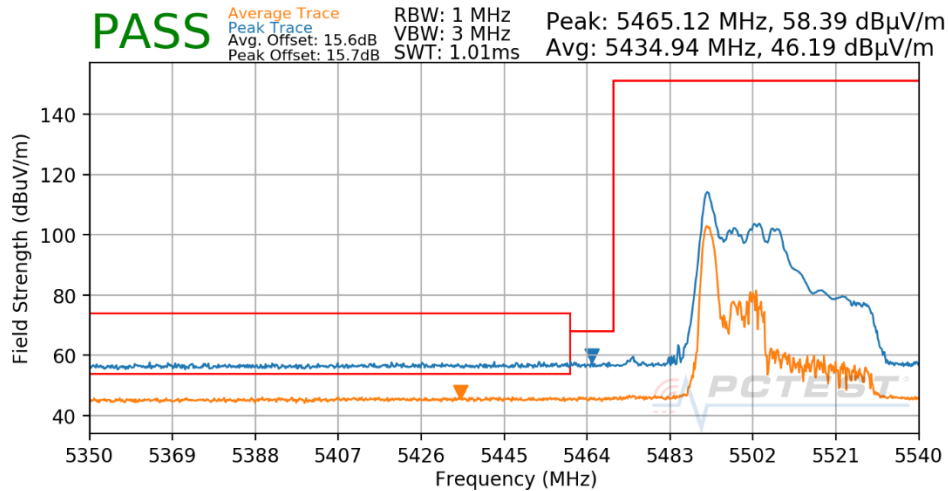
Worst Case Mode:	802.11ax
Worst Case Transfer Rate:	MCS11
RU Index:	0
Distance of Measurements:	3 Meters
Operating Frequency:	5310MHz
Channel:	62



**Plot 7-1554. Radiated Upper Band Edge Plot CDD Diversity (Peak & Average – UNII Band 2A – RU26)**

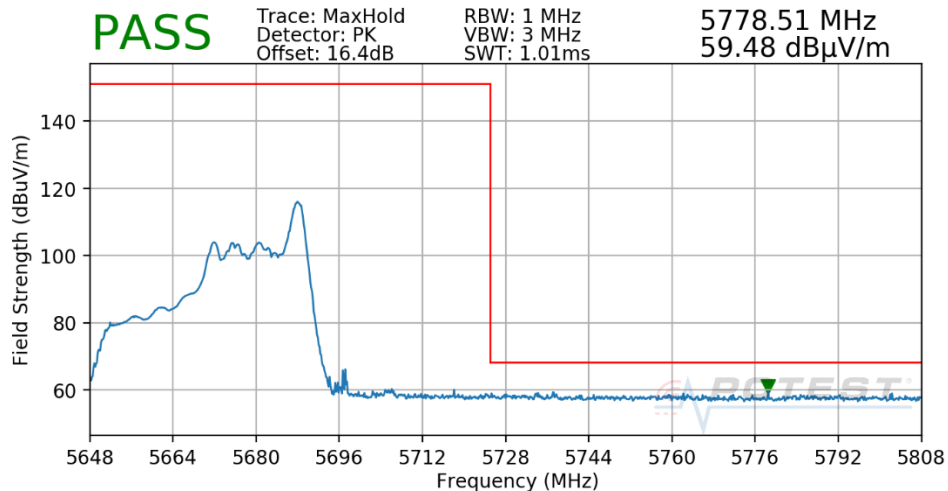
FCC ID: BCGA2072	<b>PCTEST</b> Proud to be part of element	MEASUREMENT REPORT (CERTIFICATION)	Approved by: Quality Manager
Test Report S/N: 1C2004270030-13.BCG	Test Dates: 07/16/2020 - 09/08/2020	EUT Type: Tablet Device	Page 930 of 958

Worst Case Mode: 802.11ax  
Worst Case Transfer Rate: MCS11  
RU Index: 0  
Distance of Measurements: 3 Meters  
Operating Frequency: 5510MHz  
Channel: 102



**Plot 7-1555. Radiated Lower Band Edge Plot CDD Diversity (Peak & Average – UNII Band 2C – RU26)**

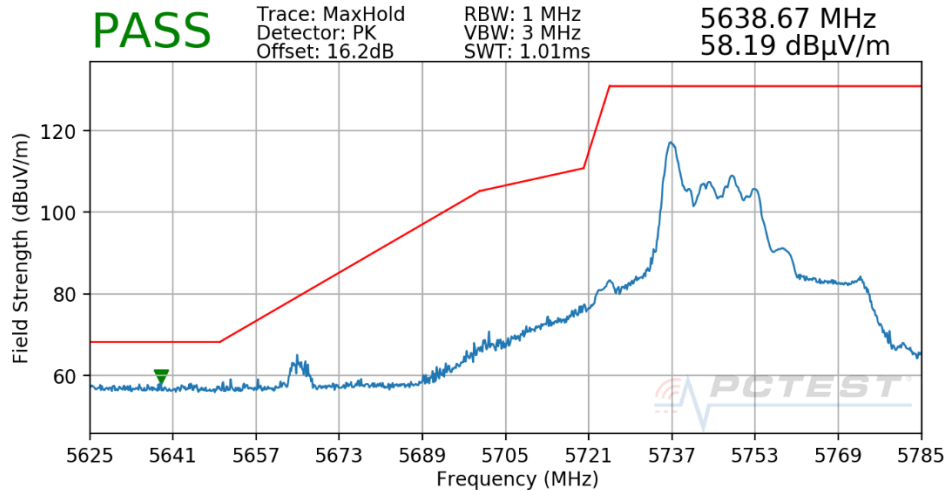
Worst Case Mode: 802.11ax  
Worst Case Transfer Rate: MCS11  
RU Index: 17  
Distance of Measurements: 3 Meters  
Operating Frequency: 5670MHz  
Channel: 134



**Plot 7-1556. Radiated Upper Band Edge Plot CDD Diversity (Peak – UNII Band 2C – RU26)**

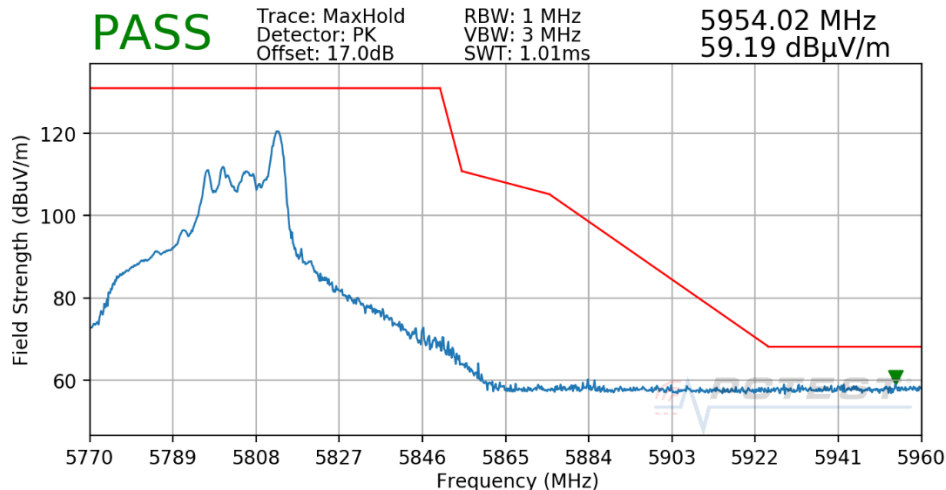
FCC ID: BCGA2072	<b>PCTEST</b> Proud to be part of element	MEASUREMENT REPORT (CERTIFICATION)	Approved by: Quality Manager
Test Report S/N: 1C2004270030-13.BCG	Test Dates: 07/16/2020 - 09/08/2020	EUT Type: Tablet Device	Page 931 of 958

Worst Case Mode: 802.11ax  
Worst Case Transfer Rate: MCS11  
RU Index: 0  
Distance of Measurements: 3 Meters  
Operating Frequency: 5755MHz  
Channel: 151



**Plot 7-1557. Radiated Lower Band Edge Plot CDD Diversity (Peak – UNII Band 3 – RU26)**

Worst Case Mode: 802.11ax  
Worst Case Transfer Rate: MCS11  
RU Index: 17  
Distance of Measurements: 3 Meters  
Operating Frequency: 5795MHz  
Channel: 159



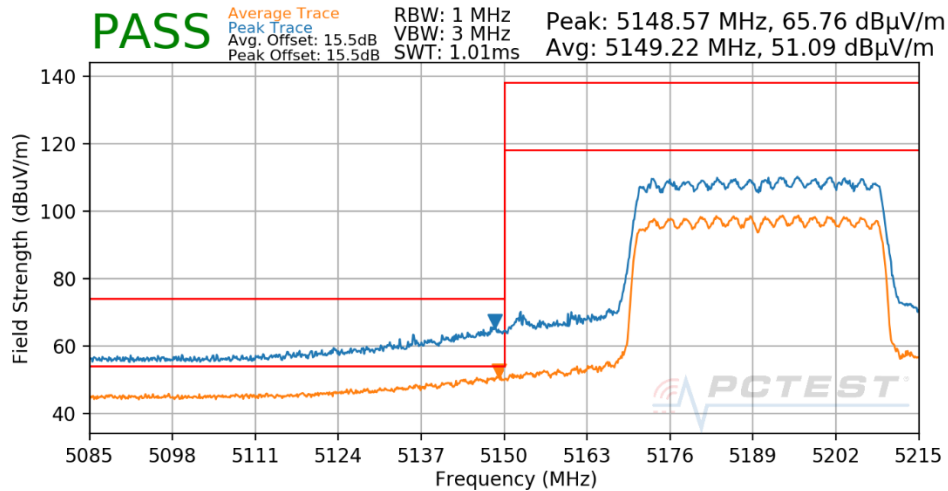
**Plot 7-1558. Radiated Upper Band Edge Plot CDD Diversity (Peak – UNII Band 3 – RU26)**

FCC ID: BCGA2072	<b>PCTEST</b> Proud to be part of element	MEASUREMENT REPORT (CERTIFICATION)	Approved by: Quality Manager
Test Report S/N: 1C2004270030-13.BCG	Test Dates: 07/16/2020 - 09/08/2020	EUT Type: Tablet Device	Page 932 of 958



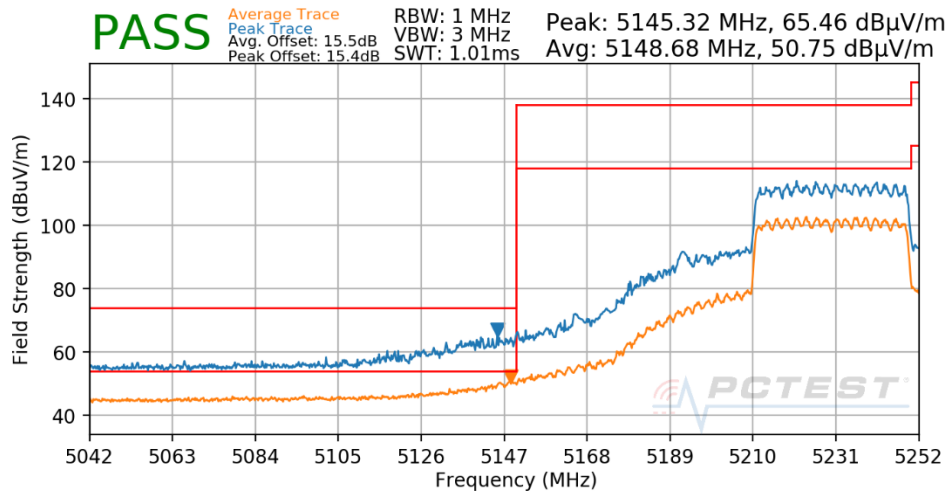
## RU484

Worst Case Mode: 802.11ax  
Worst Case Transfer Rate: MCS11  
RU Index: 65  
Distance of Measurements: 3 Meters  
Operating Frequency: 5190MHz  
Channel: 38



**Plot 7-1559. Radiated Lower Band Edge Plot CDD Diversity (Peak & Average – UNII Band 1 – RU484)**

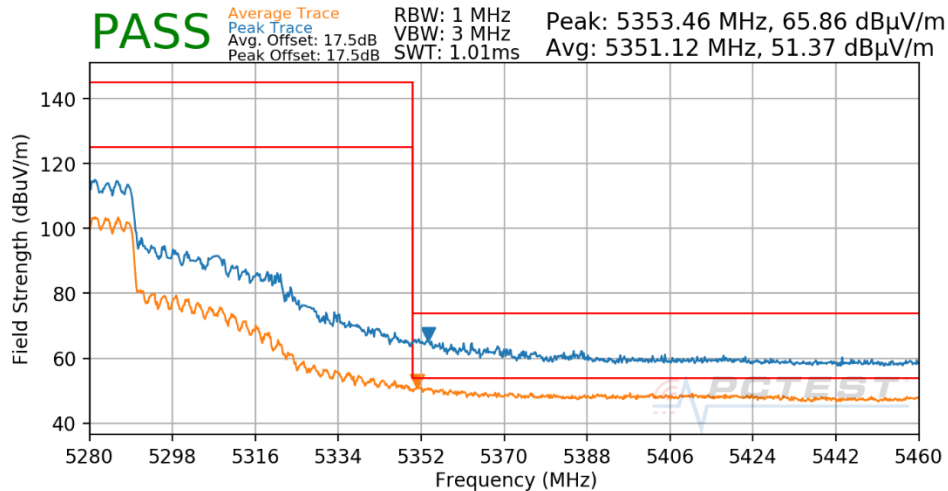
Worst Case Mode: 802.11ax  
Worst Case Transfer Rate: MCS11  
RU Index: 65  
Distance of Measurements: 3 Meters  
Operating Frequency: 5230MHz  
Channel: 46



**Plot 7-1560. Radiated Lower Band Edge Plot CDD Diversity (Peak & Average – UNII Band 1 – RU484)**

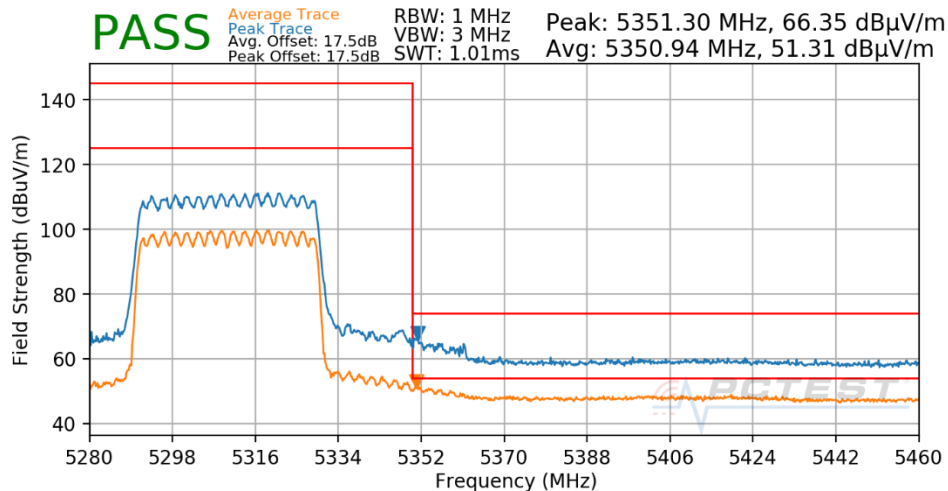
FCC ID: BCGA2072	<b>PCTEST</b> Proud to be part of element	MEASUREMENT REPORT (CERTIFICATION)	Approved by: Quality Manager
Test Report S/N: 1C2004270030-13.BCG	Test Dates: 07/16/2020 - 09/08/2020	EUT Type: Tablet Device	Page 933 of 958

Worst Case Mode: 802.11ax  
Worst Case Transfer Rate: MCS11  
RU Index: 65  
Distance of Measurements: 3 Meters  
Operating Frequency: 5270MHz  
Channel: 54



**Plot 7-1561. Radiated Upper Band Edge Plot CDD Diversity (Peak & Average – UNII Band 2A – RU484)**

Worst Case Mode: 802.11ax  
Worst Case Transfer Rate: MCS11  
RU Index: 65  
Distance of Measurements: 3 Meters  
Operating Frequency: 5310MHz  
Channel: 62



**Plot 7-1562. Radiated Upper Band Edge Plot CDD Diversity (Peak & Average – UNII Band 2A – RU484)**

FCC ID: BCGA2072	<b>PCTEST</b> Proud to be part of element	MEASUREMENT REPORT (CERTIFICATION)	Approved by: Quality Manager
Test Report S/N: 1C2004270030-13.BCG	Test Dates: 07/16/2020 - 09/08/2020	EUT Type: Tablet Device	Page 934 of 958