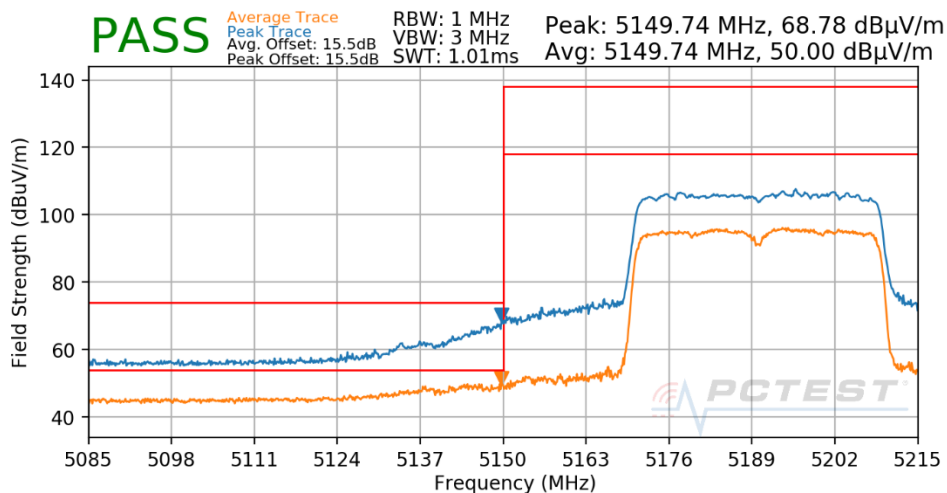


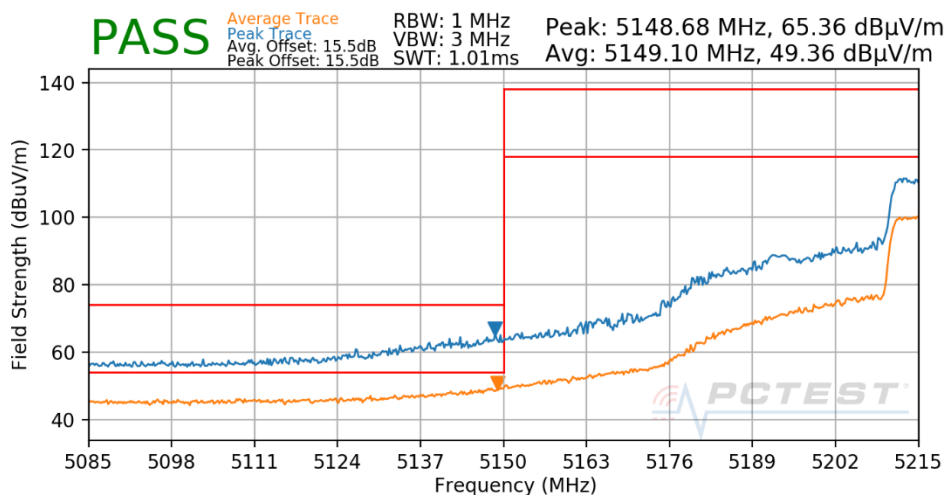
RU484

Worst Case Mode: 802.11ax
Worst Case Transfer Rate: MCS11
RU Index: 65
Distance of Measurements: 3 Meters
Operating Frequency: 5190MHz
Channel: 38



Plot 7-1467. Radiated Lower Band Edge Plot Antenna 1b (Peak & Average – UNII Band 1 – RU484)

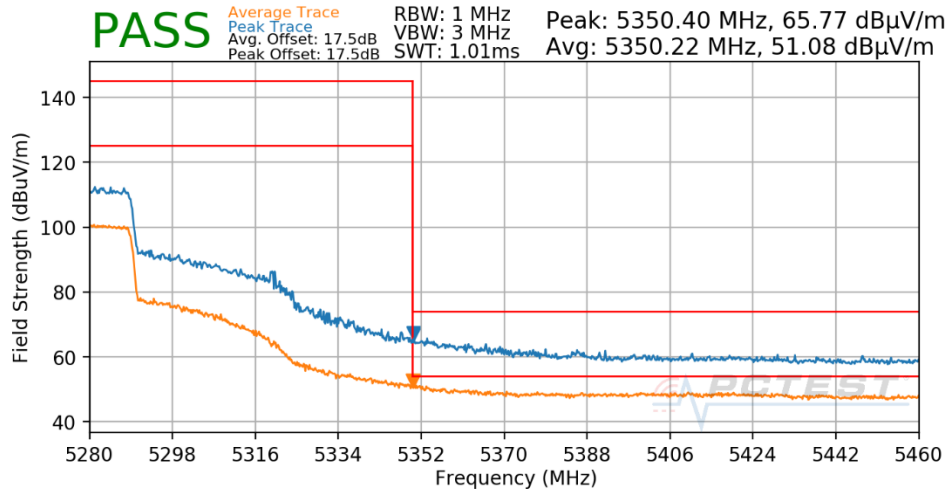
Worst Case Mode: 802.11ax
Worst Case Transfer Rate: MCS11
RU Index: 65
Distance of Measurements: 3 Meters
Operating Frequency: 5230MHz
Channel: 46



Plot 7-1468. Radiated Lower Band Edge Plot Antenna 1b (Peak & Average – UNII Band 1 – RU484)

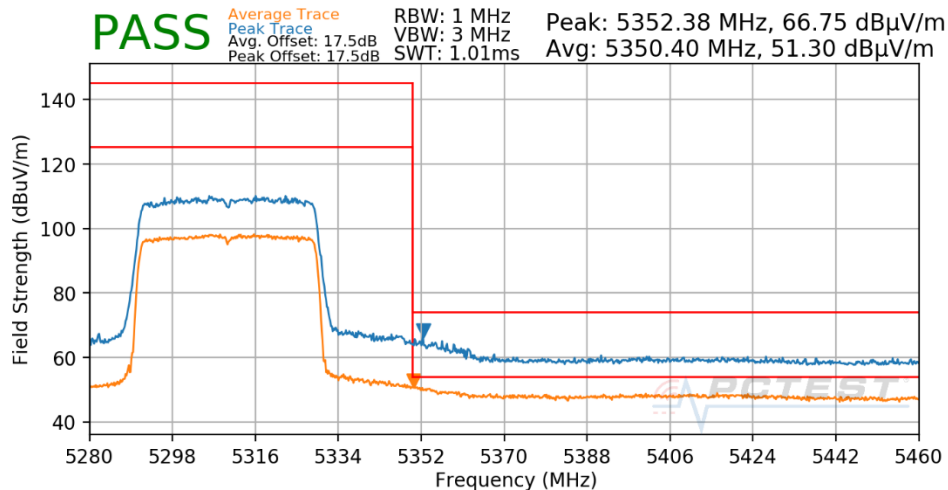
FCC ID: BCGA2072	PCTEST Proud to be part of element	MEASUREMENT REPORT (CERTIFICATION)	Approved by: Quality Manager
Test Report S/N: 1C2004270030-13.BCG	Test Dates: 07/16/2020 - 09/08/2020	EUT Type: Tablet Device	Page 883 of 958

Worst Case Mode: 802.11ax
Worst Case Transfer Rate: MCS11
RU Index: 65
Distance of Measurements: 3 Meters
Operating Frequency: 5270MHz
Channel: 54



Plot 7-1469. Radiated Upper Band Edge Plot Antenna 1b (Peak & Average – UNII Band 2A – RU484)

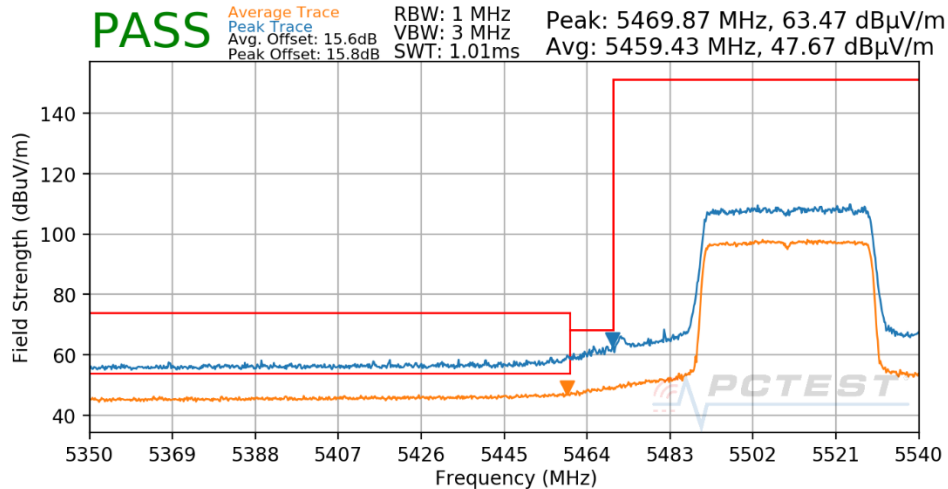
Worst Case Mode: 802.11ax
Worst Case Transfer Rate: MCS11
RU Index: 65
Distance of Measurements: 3 Meters
Operating Frequency: 5310MHz
Channel: 62



Plot 7-1470. Radiated Upper Band Edge Plot Antenna 1b (Peak & Average – UNII Band 2A – RU484)

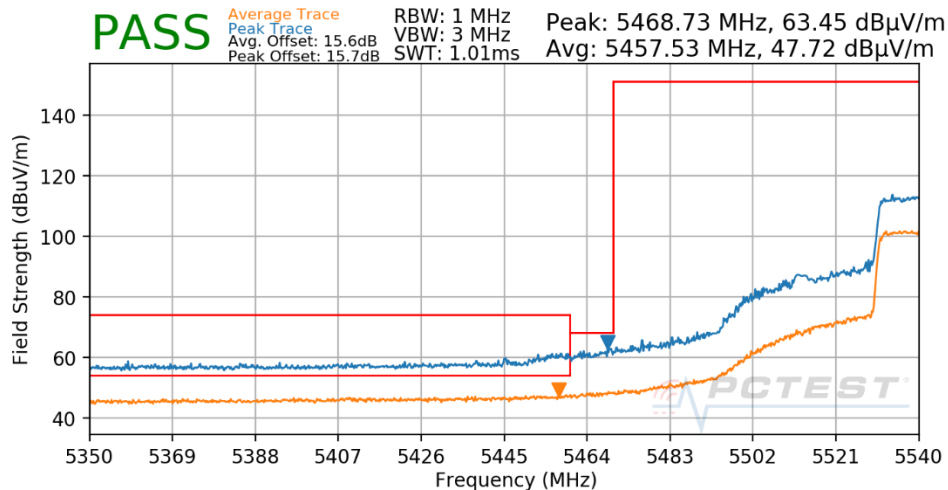
FCC ID: BCGA2072	PCTEST Proud to be part of element	MEASUREMENT REPORT (CERTIFICATION)	Approved by: Quality Manager
Test Report S/N: 1C2004270030-13.BCG	Test Dates: 07/16/2020 - 09/08/2020	EUT Type: Tablet Device	Page 884 of 958

Worst Case Mode: 802.11ax
Worst Case Transfer Rate: MCS11
RU Index: 65
Distance of Measurements: 3 Meters
Operating Frequency: 5510MHz
Channel: 102



Plot 7-1471. Radiated Lower Band Edge Plot Antenna 1b (Peak & Average – UNII Band 2C – RU484)

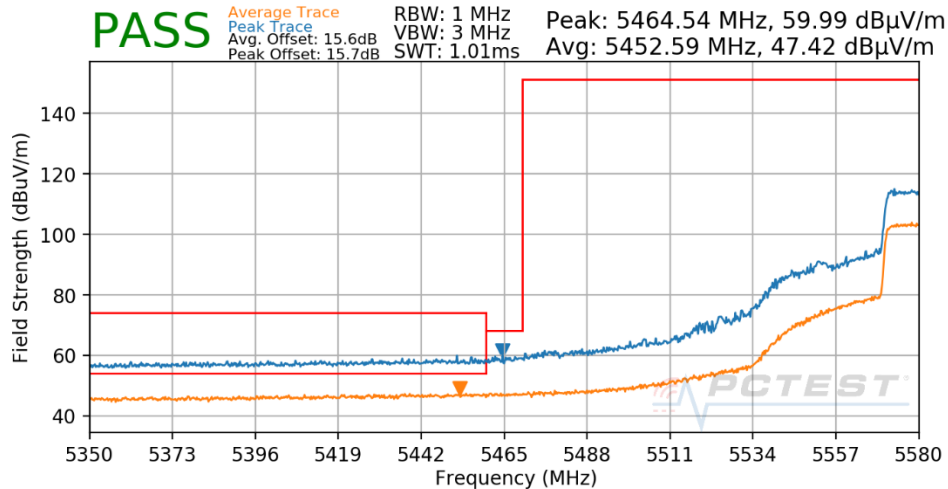
Worst Case Mode: 802.11ax
Worst Case Transfer Rate: MCS11
RU Index: 65
Distance of Measurements: 3 Meters
Operating Frequency: 5550MHz
Channel: 110



Plot 7-1472. Radiated Lower Band Edge Plot Antenna 1b (Peak & Average – UNII Band 2C – RU484)

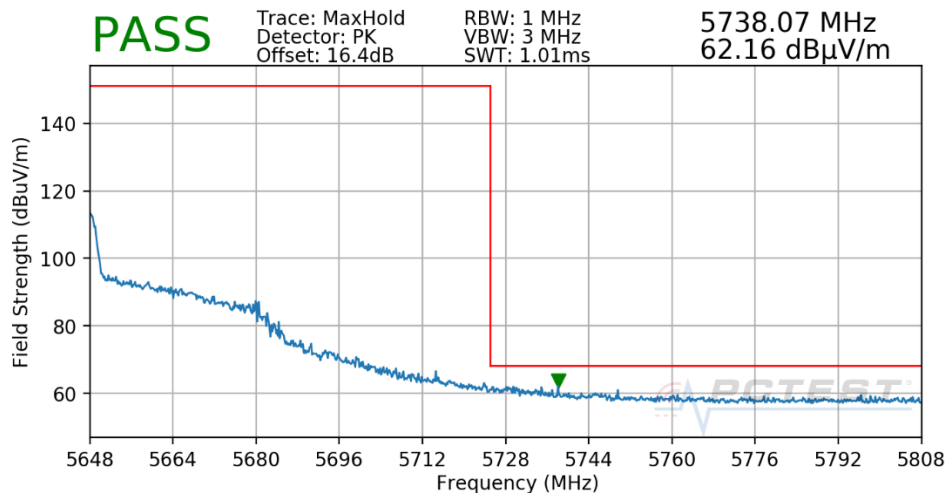
FCC ID: BCGA2072	PCTEST Proud to be part of element	MEASUREMENT REPORT (CERTIFICATION)	Approved by: Quality Manager
Test Report S/N: 1C2004270030-13.BCG	Test Dates: 07/16/2020 - 09/08/2020	EUT Type: Tablet Device	Page 885 of 958

Worst Case Mode: 802.11ax
Worst Case Transfer Rate: MCS11
RU Index: 65
Distance of Measurements: 3 Meters
Operating Frequency: 5590MHz (FCC only)
Channel: 118



Plot 7-1473. Radiated Lower Band Edge Plot Antenna 1b (Peak & Average – UNII Band 2C – RU484)

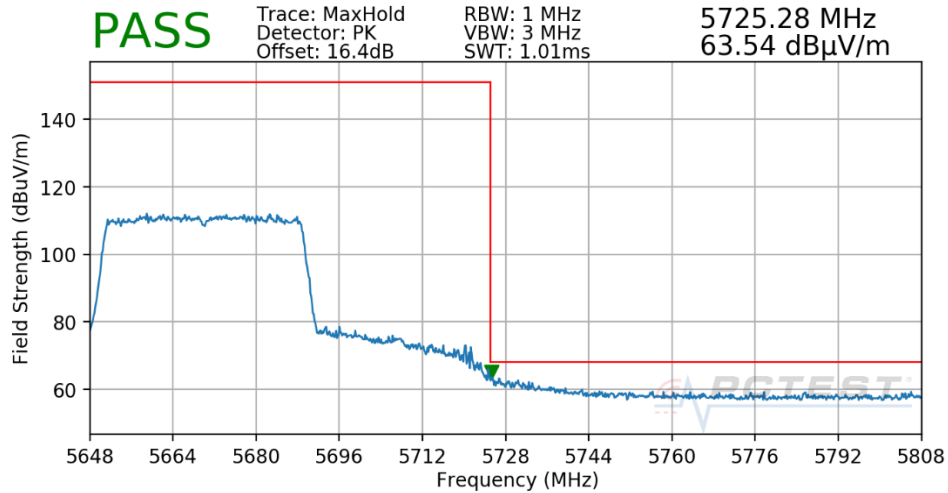
Worst Case Mode: 802.11ax
Worst Case Transfer Rate: MCS11
RU Index: 65
Distance of Measurements: 3 Meters
Operating Frequency: 5670MHz (FCC only)
Channel: 126



Plot 7-1474. Radiated Upper Band Edge Plot Antenna 1b (Peak – UNII Band 2C – RU484)

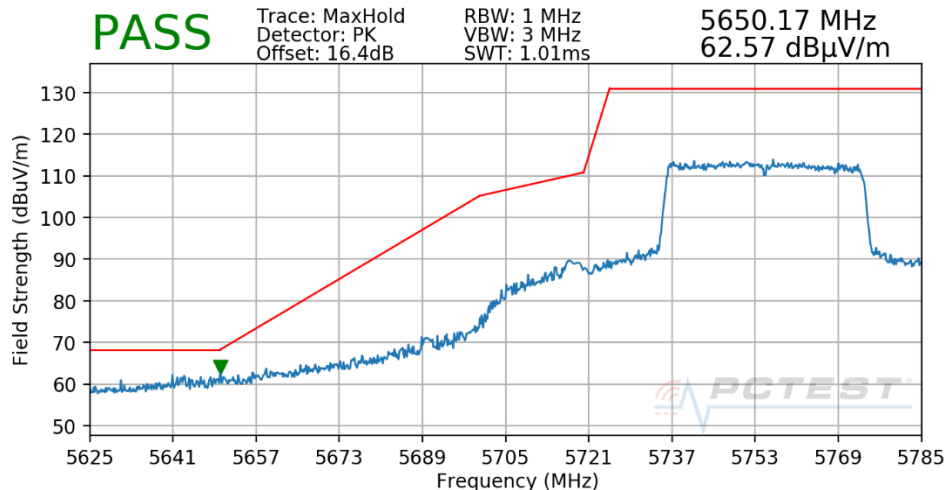
FCC ID: BCGA2072		MEASUREMENT REPORT (CERTIFICATION)	Approved by: Quality Manager
Test Report S/N: 1C2004270030-13.BCG	Test Dates: 07/16/2020 - 09/08/2020	EUT Type: Tablet Device	Page 886 of 958

Worst Case Mode: 802.11ax
Worst Case Transfer Rate: MCS11
RU Index: 65
Distance of Measurements: 3 Meters
Operating Frequency: 5670MHz
Channel: 134



Plot 7-1475. Radiated Upper Band Edge Plot Antenna 1b (Peak – UNII Band 2C – RU484)

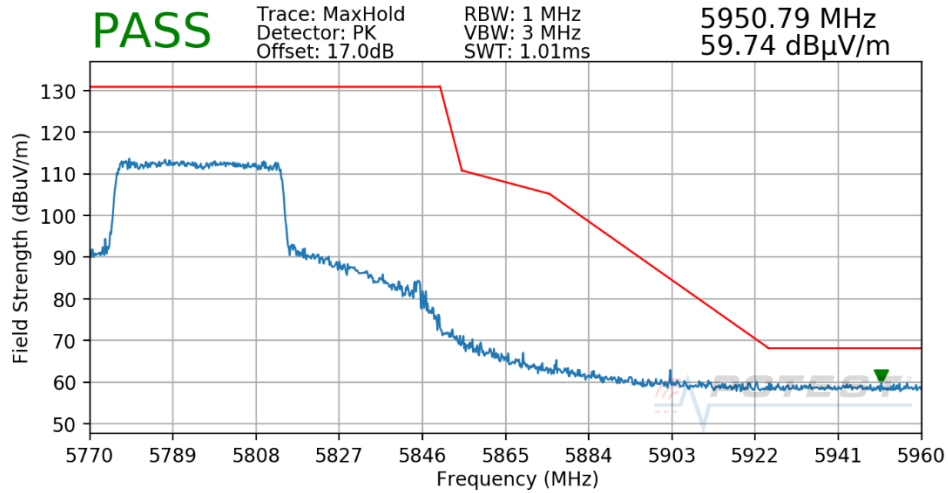
Worst Case Mode: 802.11ax
Worst Case Transfer Rate: MCS11
RU Index: 65
Distance of Measurements: 3 Meters
Operating Frequency: 5755MHz
Channel: 151



Plot 7-1476. Radiated Lower Band Edge Plot Antenna 1b (Peak – UNII Band 3 – RU484)

FCC ID: BCGA2072	PCTEST Proud to be part of element	MEASUREMENT REPORT (CERTIFICATION)	Approved by: Quality Manager
Test Report S/N: 1C2004270030-13.BCG	Test Dates: 07/16/2020 - 09/08/2020	EUT Type: Tablet Device	Page 887 of 958

Worst Case Mode: 802.11ax
Worst Case Transfer Rate: MCS11
RU Index: 65
Distance of Measurements: 3 Meters
Operating Frequency: 5795MHz
Channel: 159



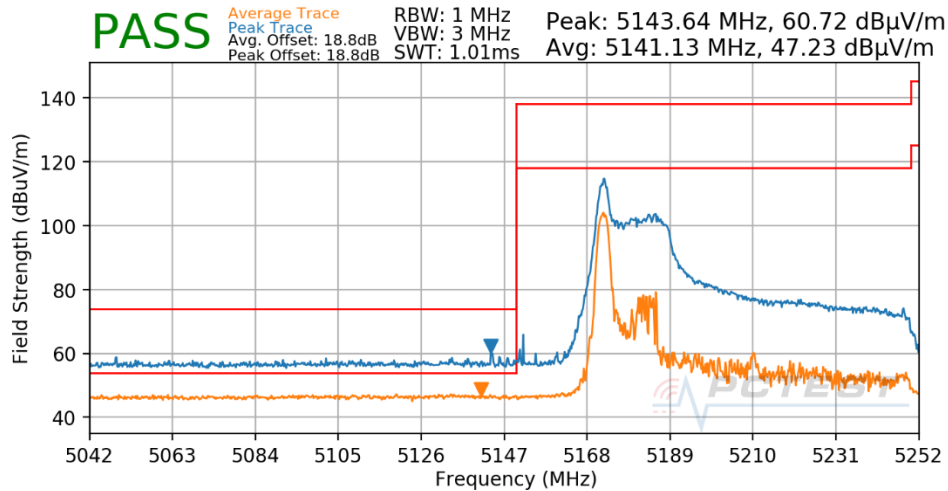
Plot 7-1477. Radiated Upper Band Edge Plot Antenna 1b (Peak – UNII Band 3 – RU484)

FCC ID: BCGA2072	PCTEST Proud to be part of element	MEASUREMENT REPORT (CERTIFICATION)	Approved by: Quality Manager
Test Report S/N: 1C2004270030-13.BCG	Test Dates: 07/16/2020 - 09/08/2020	EUT Type: Tablet Device	Page 888 of 958

7.6.14 Antenna 1b Radiated Band Edge Measurements (80MHz BW) §15.407(b.1)(b.2) §15.205 §15.209; RSS-Gen [8.9]

RU26

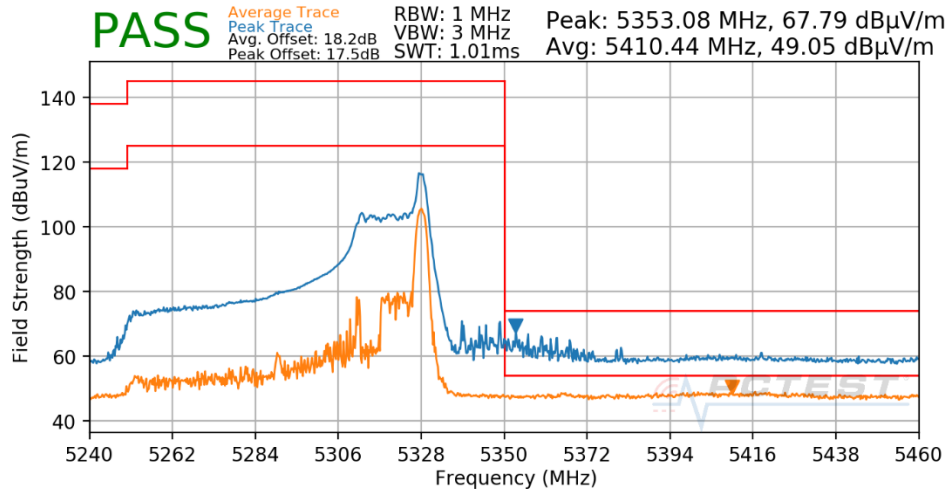
Worst Case Mode:	802.11ax
Worst Case Transfer Rate:	MCS11
RU Index:	0
Distance of Measurements:	3 Meters
Operating Frequency:	5210MHz
Channel:	42



Plot 7-1478. Radiated Lower Band Edge Plot Antenna 1b (Peak & Average – UNII Band 1 – RU26)

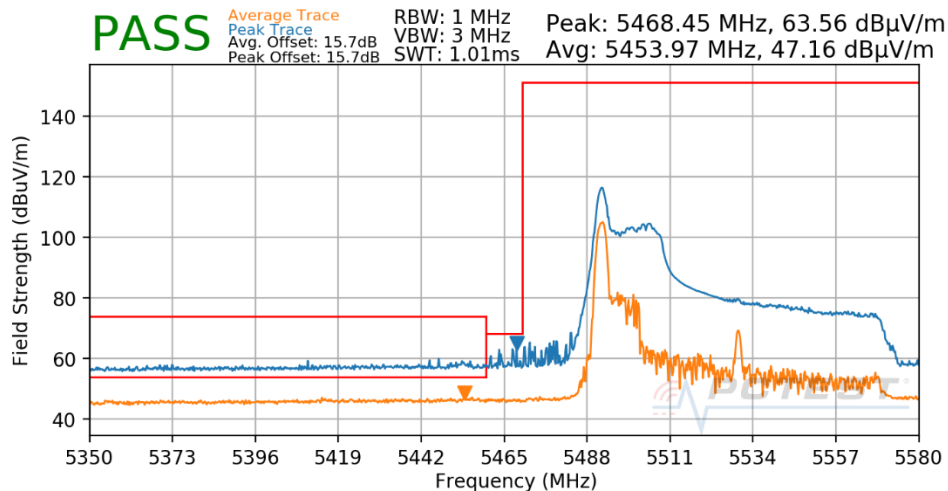
FCC ID: BCGA2072	PCTEST Proud to be part of element	MEASUREMENT REPORT (CERTIFICATION)	Approved by: Quality Manager
Test Report S/N: 1C2004270030-13.BCG	Test Dates: 07/16/2020 - 09/08/2020	EUT Type: Tablet Device	Page 889 of 958

Worst Case Mode: 802.11ax
Worst Case Transfer Rate: MCS11
RU Index: 36
Distance of Measurements: 3 Meters
Operating Frequency: 5290MHz
Channel: 58



Plot 7-1479. Radiated Upper Band Edge Plot Antenna 1b (Peak & Average – UNII Band 2A – RU26)

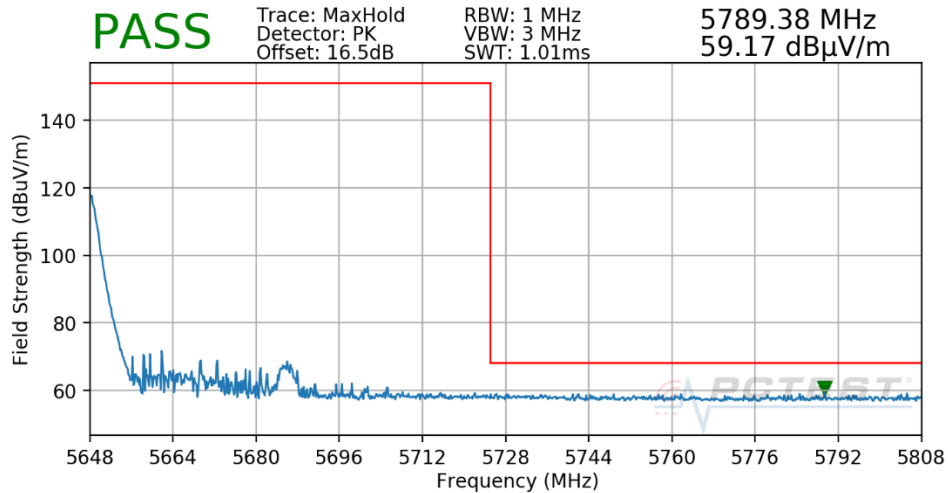
Worst Case Mode: 802.11ax
Worst Case Transfer Rate: MCS11
RU Index: 0
Distance of Measurements: 3 Meters
Operating Frequency: 5530MHz
Channel: 106



Plot 7-1480. Radiated Lower Band Edge Plot Antenna 1b (Peak & Average – UNII Band 2C – RU26)

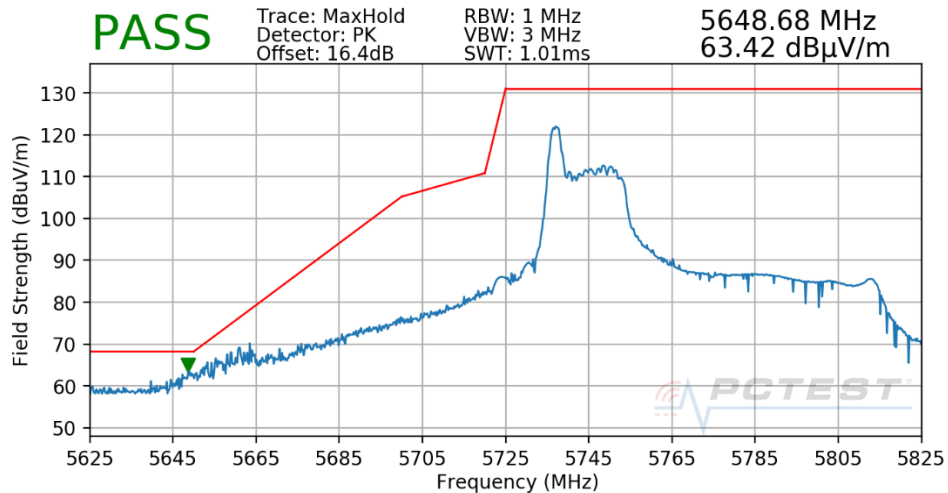
FCC ID: BCGA2072	PCTEST Proud to be part of element	MEASUREMENT REPORT (CERTIFICATION)	Approved by: Quality Manager
Test Report S/N: 1C2004270030-13.BCG	Test Dates: 07/16/2020 - 09/08/2020	EUT Type: Tablet Device	Page 890 of 958

Worst Case Mode: 802.11ax
Worst Case Transfer Rate: MCS11
RU Index: 36
Distance of Measurements: 3 Meters
Operating Frequency: 5610MHz (FCC only)
Channel: 122



Plot 7-1481. Radiated Upper Band Edge Plot Antenna 1b (Peak – UNII Band 2C – RU26)

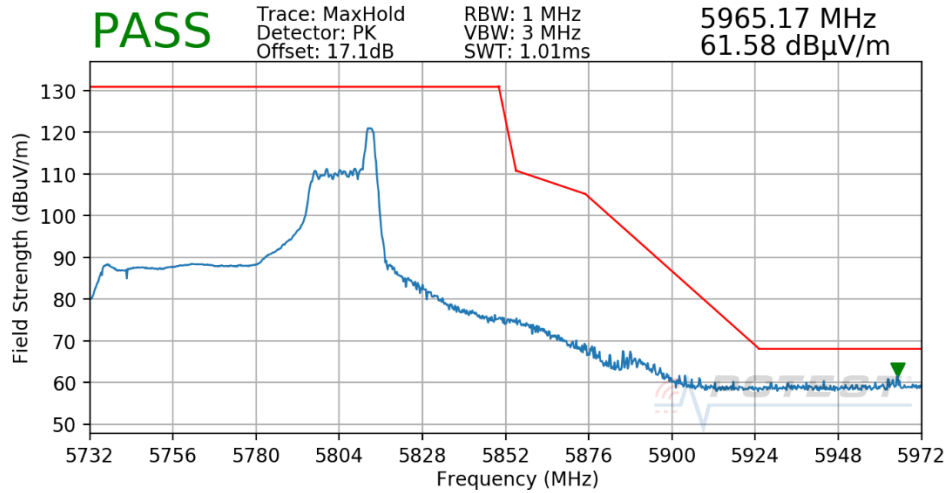
Worst Case Mode: 802.11ax
Worst Case Transfer Rate: MCS11
RU Index: 0
Distance of Measurements: 3 Meters
Operating Frequency: 5775MHz
Channel: 155



Plot 7-1482. Radiated Lower Band Edge Plot Antenna 1b (Peak – UNII Band 3 – RU26)

FCC ID: BCGA2072	PCTEST Proud to be part of element	MEASUREMENT REPORT (CERTIFICATION)	Approved by: Quality Manager
Test Report S/N: 1C2004270030-13.BCG	Test Dates: 07/16/2020 - 09/08/2020	EUT Type: Tablet Device	Page 891 of 958

Worst Case Mode: 802.11ax
Worst Case Transfer Rate: MCS11
RU Index: 36
Distance of Measurements: 3 Meters
Operating Frequency: 5775MHz
Channel: 155

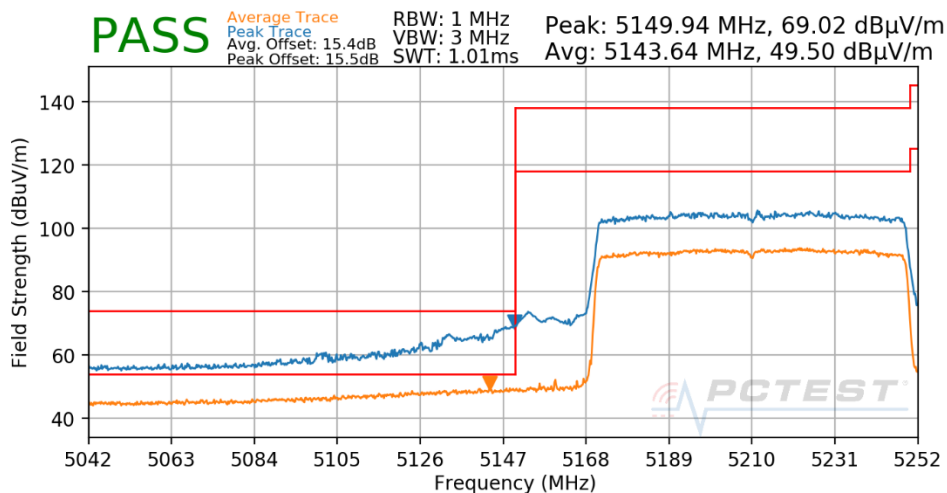


Plot 7-1483. Radiated Upper Band Edge Plot Antenna 1b (Peak – UNII Band 3 – RU26)

FCC ID: BCGA2072	PCTEST Proud to be part of element	MEASUREMENT REPORT (CERTIFICATION)	Approved by: Quality Manager
Test Report S/N: 1C2004270030-13.BCG	Test Dates: 07/16/2020 - 09/08/2020	EUT Type: Tablet Device	Page 892 of 958

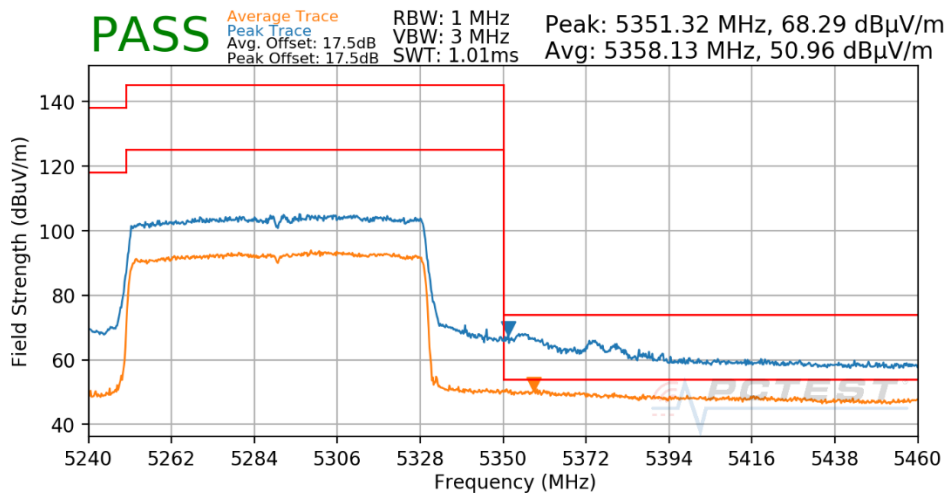
RU996

Worst Case Mode:	802.11ax
Worst Case Transfer Rate:	MCS11
RU Index:	67
Distance of Measurements:	3 Meters
Operating Frequency:	5210MHz
Channel:	42



Plot 7-1484. Radiated Lower Band Edge Plot Antenna 1b (Peak & Average – UNII Band 1 – RU996)

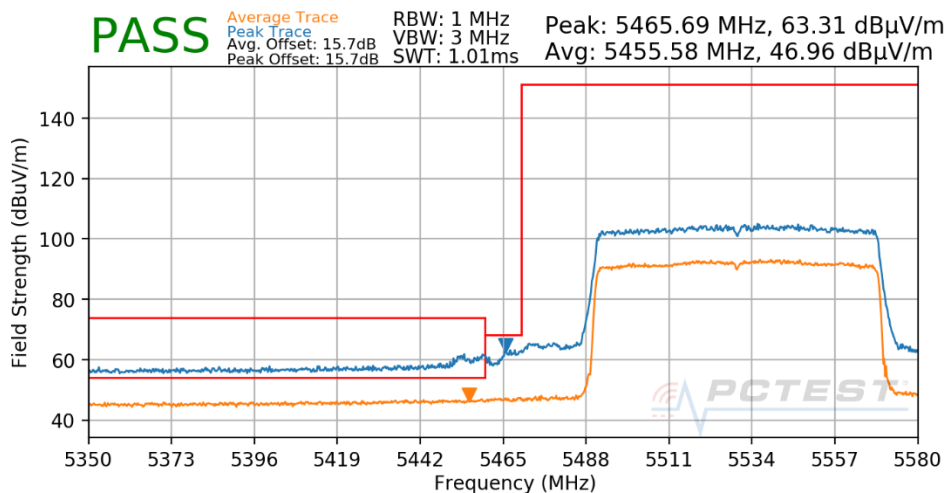
Worst Case Mode:	802.11ax
Worst Case Transfer Rate:	MCS11
RU Index:	67
Distance of Measurements:	3 Meters
Operating Frequency:	5290MHz
Channel:	58



Plot 7-1485. Radiated Upper Band Edge Plot Antenna 1b (Peak & Average – UNII Band 2A – RU996)

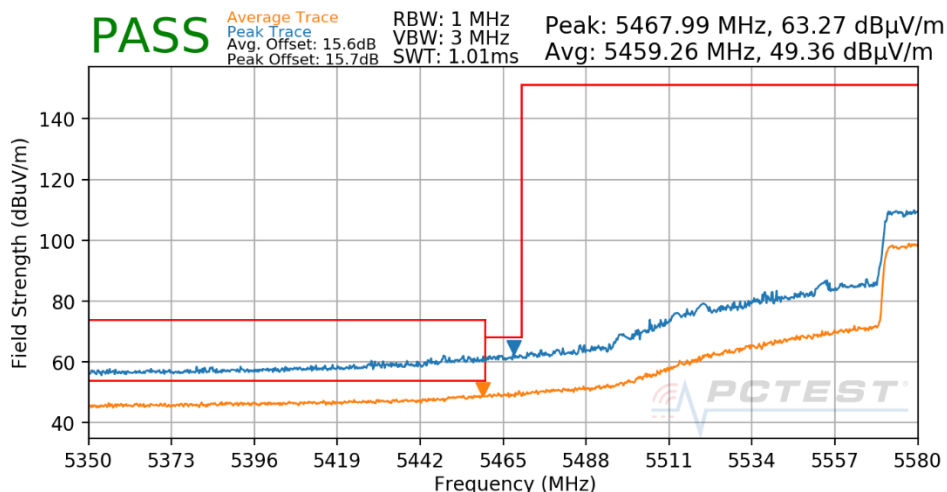
FCC ID: BCGA2072	PCTEST Proud to be part of element	MEASUREMENT REPORT (CERTIFICATION)	Approved by: Quality Manager
Test Report S/N: 1C2004270030-13.BCG	Test Dates: 07/16/2020 - 09/08/2020	EUT Type: Tablet Device	Page 893 of 958

Worst Case Mode: 802.11ax
Worst Case Transfer Rate: MCS11
RU Index: 67
Distance of Measurements: 3 Meters
Operating Frequency: 5530MHz
Channel: 106



Plot 7-1486. Radiated Lower Band Edge Plot Antenna 1b (Peak & Average – UNII Band 2C – RU996)

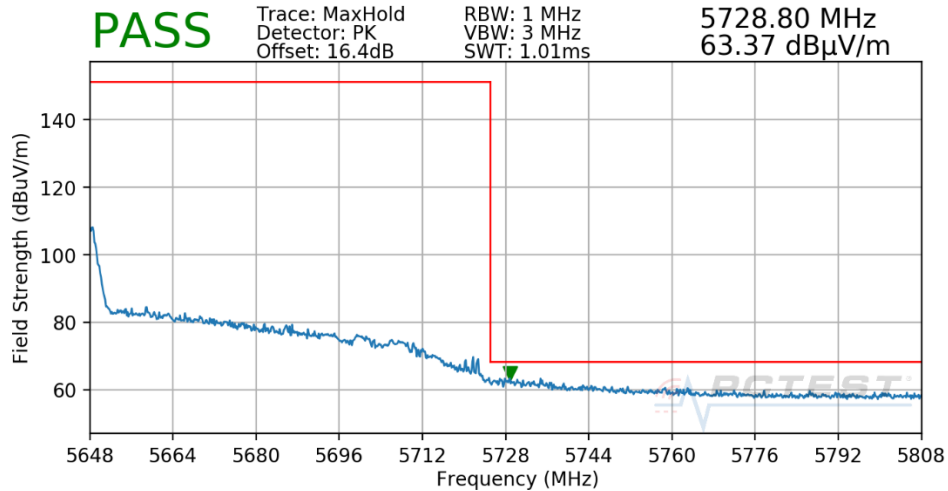
Worst Case Mode: 802.11ax
Worst Case Transfer Rate: MCS11
RU Index: 67
Distance of Measurements: 3 Meters
Operating Frequency: 5610MHz (FCC only)
Channel: 122



Plot 7-1487. Radiated Lower Band Edge Plot Antenna 1b (Peak & Average – UNII Band 2C – RU996)

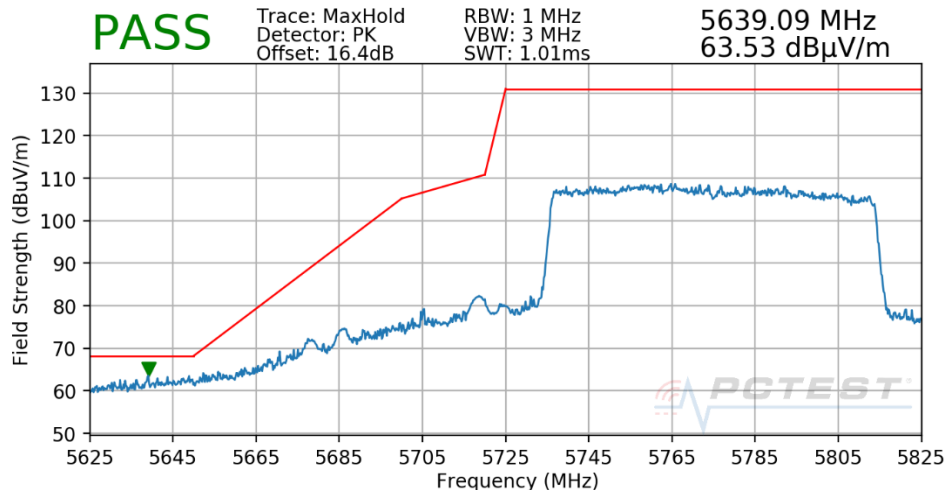
FCC ID: BCGA2072	PCTEST Proud to be part of element	MEASUREMENT REPORT (CERTIFICATION)	Approved by: Quality Manager
Test Report S/N: 1C2004270030-13.BCG	Test Dates: 07/16/2020 - 09/08/2020	EUT Type: Tablet Device	Page 894 of 958

Worst Case Mode: 802.11ax
Worst Case Transfer Rate: MCS11
RU Index: 67
Distance of Measurements: 3 Meters
Operating Frequency: 5610MHz (FCC only)
Channel: 122



Plot 7-1488. Radiated Upper Band Edge Plot Antenna 1b (Peak – UNII Band 3 – RU996)

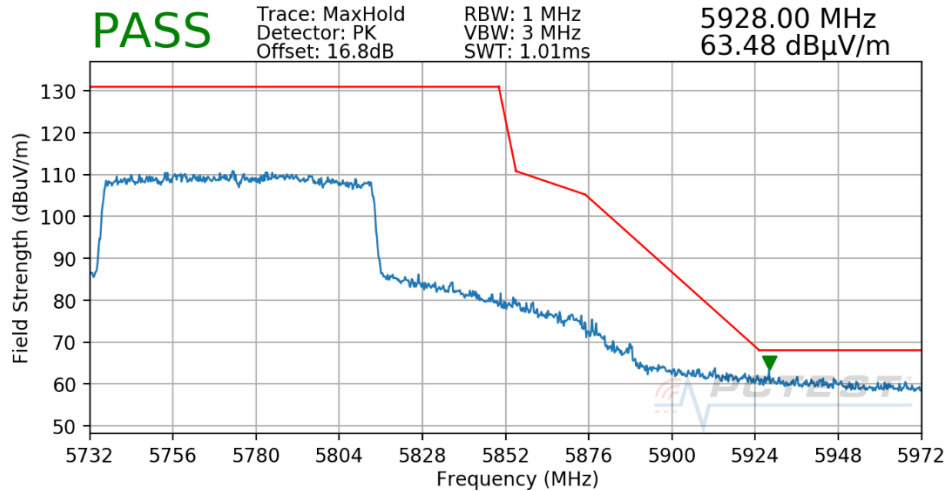
Worst Case Mode: 802.11ax
Worst Case Transfer Rate: MCS11
RU Index: 67
Distance of Measurements: 3 Meters
Operating Frequency: 5775MHz
Channel: 155



Plot 7-1489. Radiated Lower Band Edge Plot Antenna 1b (Peak – UNII Band 3 – RU996)

FCC ID: BCGA2072	PCTEST Proud to be part of element	MEASUREMENT REPORT (CERTIFICATION)	Approved by: Quality Manager
Test Report S/N: 1C2004270030-13.BCG	Test Dates: 07/16/2020 - 09/08/2020	EUT Type: Tablet Device	Page 895 of 958

Worst Case Mode: 802.11ax
Worst Case Transfer Rate: MCS11
RU Index: 67
Distance of Measurements: 3 Meters
Operating Frequency: 5775MHz
Channel: 155



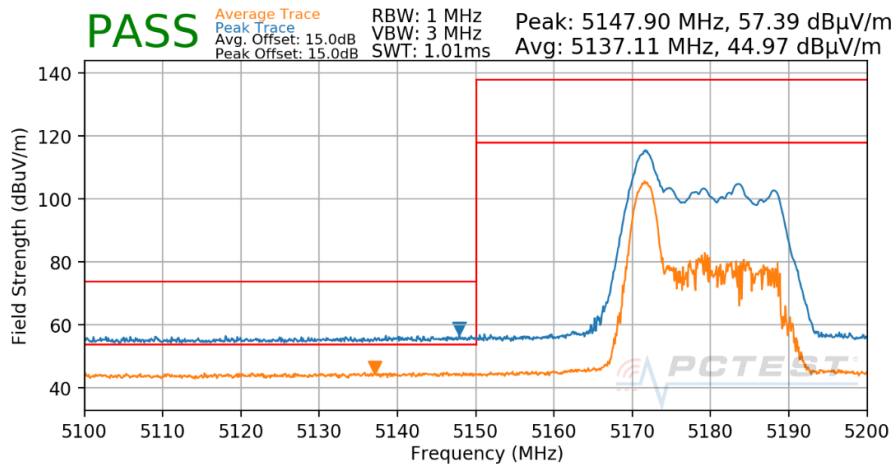
Plot 7-1490. Radiated Upper Band Edge Plot Antenna 1b (Peak – UNII Band 3 – RU996)

FCC ID: BCGA2072	PCTEST Proud to be part of element	MEASUREMENT REPORT (CERTIFICATION)	Approved by: Quality Manager
Test Report S/N: 1C2004270030-13.BCG	Test Dates: 07/16/2020 - 09/08/2020	EUT Type: Tablet Device	Page 896 of 958

7.6.15 CDD Primary Radiated Band Edge Measurements (20MHz BW) §15.407(b.1)(b.2) §15.205 §15.209; RSS-Gen [8.9]

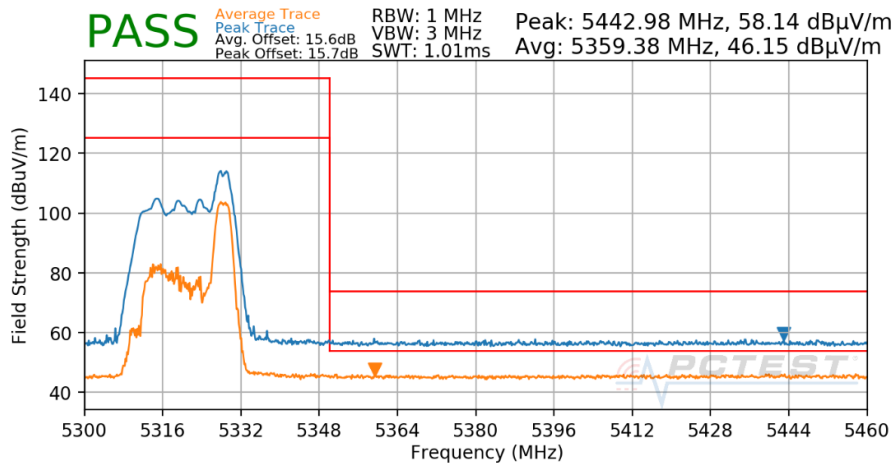
RU26

Worst Case Mode:	802.11ax
Worst Case Transfer Rate:	MCS11
RU Index:	0
Distance of Measurements:	3 Meters
Operating Frequency:	5180MHz
Channel:	36



Plot 7-1491. Radiated Lower Band Edge Plot CDD Primary (Peak & Average – UNII Band 1 – RU26)

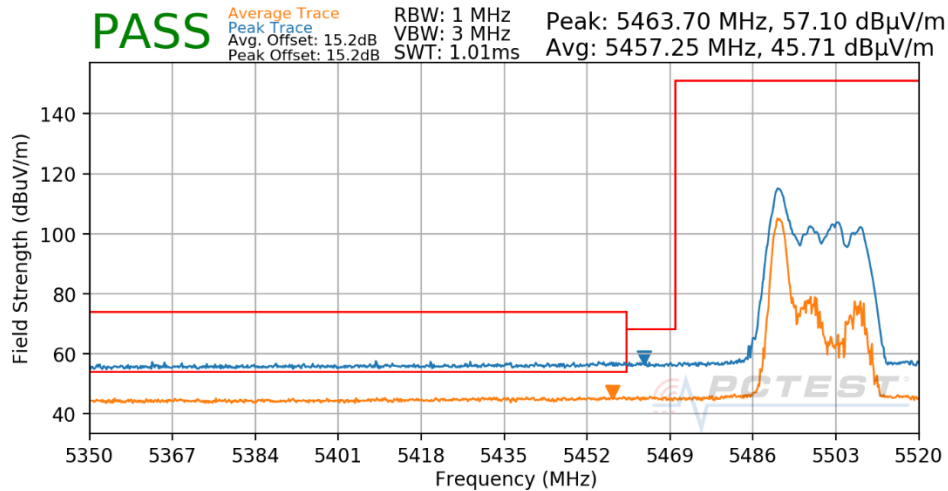
Worst Case Mode:	802.11ax
Worst Case Transfer Rate:	MCS11
RU Index:	8
Distance of Measurements:	3 Meters
Operating Frequency:	5320MHz
Channel:	64



Plot 7-1492. Radiated Upper Band Edge Plot CDD Primary (Peak & Average – UNII Band 2A – RU26)

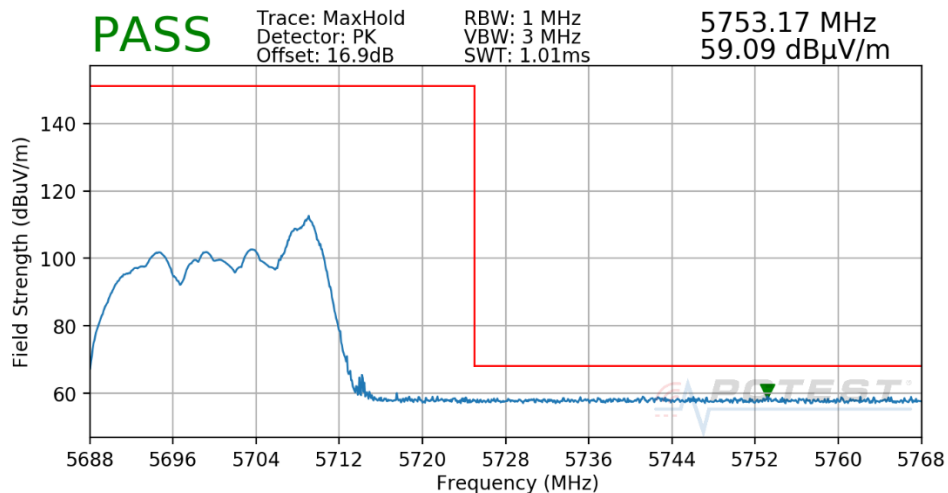
FCC ID: BCGA2072	PCTEST Proud to be part of element	MEASUREMENT REPORT (CERTIFICATION)	Approved by: Quality Manager
Test Report S/N: 1C2004270030-13.BCG	Test Dates: 07/16/2020 - 09/08/2020	EUT Type: Tablet Device	Page 897 of 958

Worst Case Mode: 802.11ax
Worst Case Transfer Rate: MCS11
RU Index: 0
Distance of Measurements: 3 Meters
Operating Frequency: 5500MHz
Channel: 100



Plot 7-1493. Radiated Lower Band Edge Plot CDD Primary (Peak & Average – UNII Band 2C – RU26)

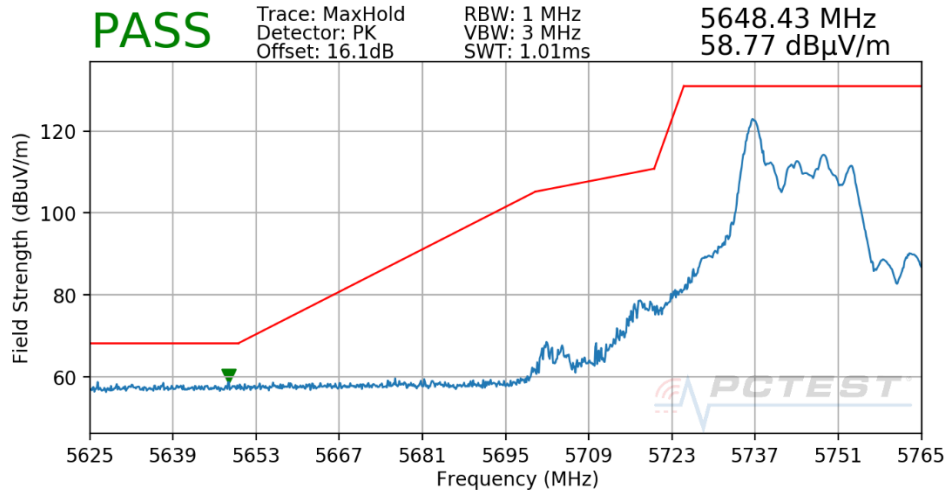
Worst Case Mode: 802.11ax
Worst Case Transfer Rate: MCS11
RU Index: 8
Distance of Measurements: 3 Meters
Operating Frequency: 5700MHz
Channel: 140



Plot 7-1494. Radiated Upper Band Edge Plot CDD Primary (Peak – UNII Band 2C – RU26)

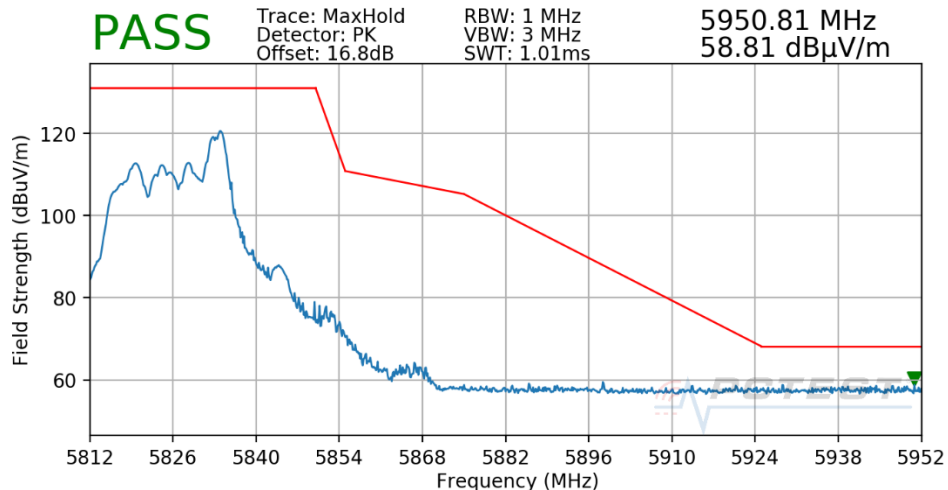
FCC ID: BCGA2072	PCTEST Proud to be part of element	MEASUREMENT REPORT (CERTIFICATION)	Approved by: Quality Manager
Test Report S/N: 1C2004270030-13.BCG	Test Dates: 07/16/2020 - 09/08/2020	EUT Type: Tablet Device	Page 898 of 958

Worst Case Mode: 802.11ax
Worst Case Transfer Rate: MCS11
RU Index: 0
Distance of Measurements: 3 Meters
Operating Frequency: 5745MHz
Channel: 149



Plot 7-1495. Radiated Lower Band Edge Plot CDD Primary (Peak – UNII Band 3 – RU26)

Worst Case Mode: 802.11ax
Worst Case Transfer Rate: MCS11
RU Index: 8
Distance of Measurements: 3 Meters
Operating Frequency: 5825MHz
Channel: 165

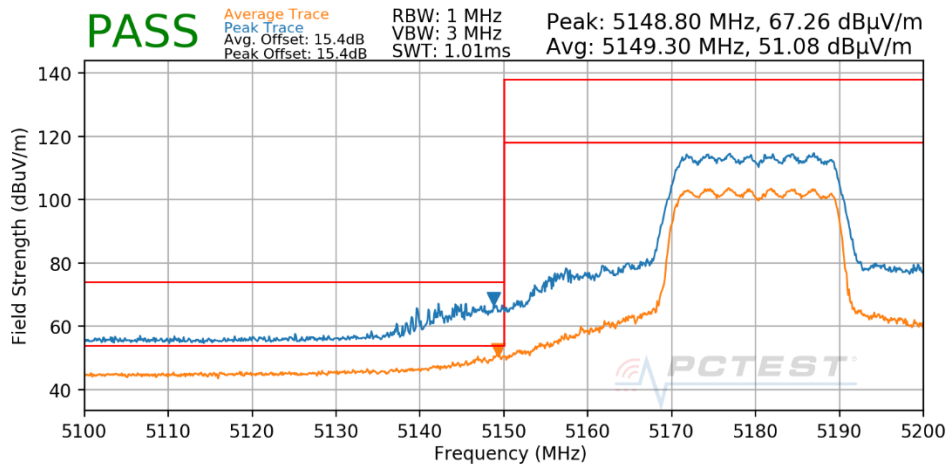


Plot 7-1496. Radiated Upper Band Edge Plot CDD Primary (Peak – UNII Band 3 – RU26)

FCC ID: BCGA2072	PCTEST Proud to be part of element	MEASUREMENT REPORT (CERTIFICATION)	Approved by: Quality Manager
Test Report S/N: 1C2004270030-13.BCG	Test Dates: 07/16/2020 - 09/08/2020	EUT Type: Tablet Device	Page 899 of 958

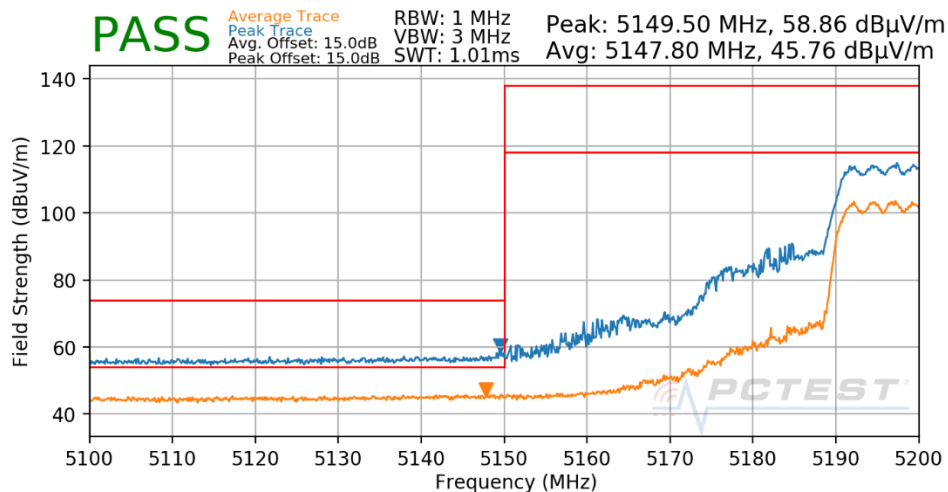
RU242

Worst Case Mode: 802.11ax
Worst Case Transfer Rate: MCS11
RU Index: 61
Distance of Measurements: 3 Meters
Operating Frequency: 5180MHz
Channel: 36



Plot 7-1497. Radiated Lower Band Edge Plot CDD Primary (Peak & Average – UNII Band 1 – RU242)

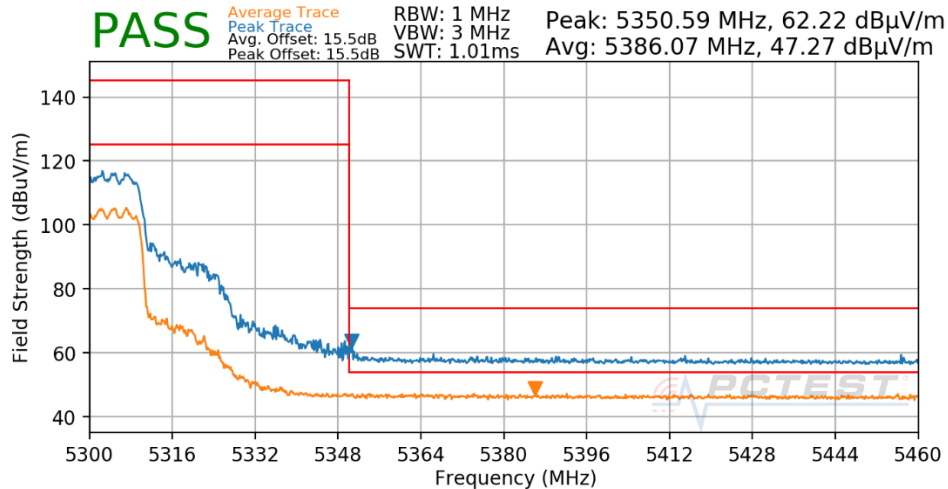
Worst Case Mode: 802.11ax
Worst Case Transfer Rate: MCS11
RU Index: 61
Distance of Measurements: 3 Meters
Operating Frequency: 5200MHz
Channel: 40



Plot 7-1498. Radiated Lower Band Edge Plot CDD Primary (Peak & Average – UNII Band 1 – RU242)

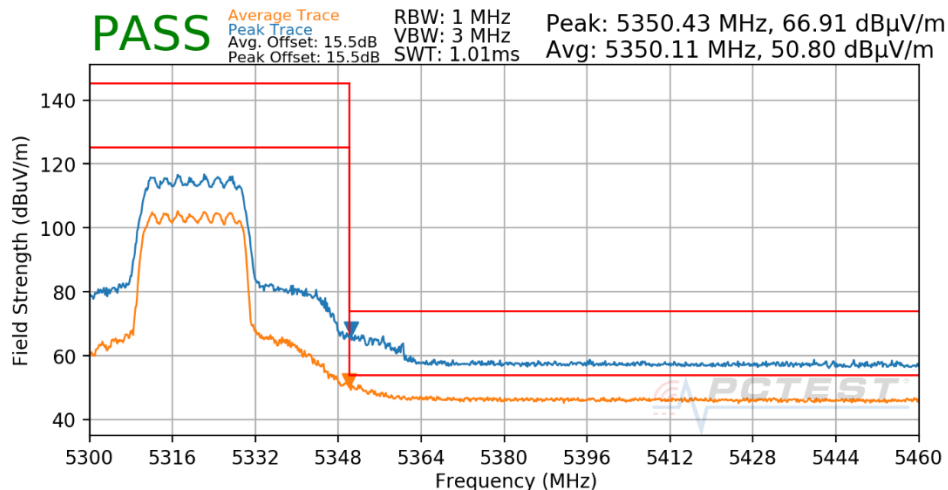
FCC ID: BCGA2072	PCTEST Proud to be part of element	MEASUREMENT REPORT (CERTIFICATION)	Approved by: Quality Manager
Test Report S/N: 1C2004270030-13.BCG	Test Dates: 07/16/2020 - 09/08/2020	EUT Type: Tablet Device	Page 900 of 958

Worst Case Mode: 802.11ax
Worst Case Transfer Rate: MCS11
RU Index: 61
Distance of Measurements: 3 Meters
Operating Frequency: 5300MHz
Channel: 60



Plot 7-1499. Radiated Upper Band Edge Plot CDD Primary (Peak & Average – UNII Band 2A – RU242)

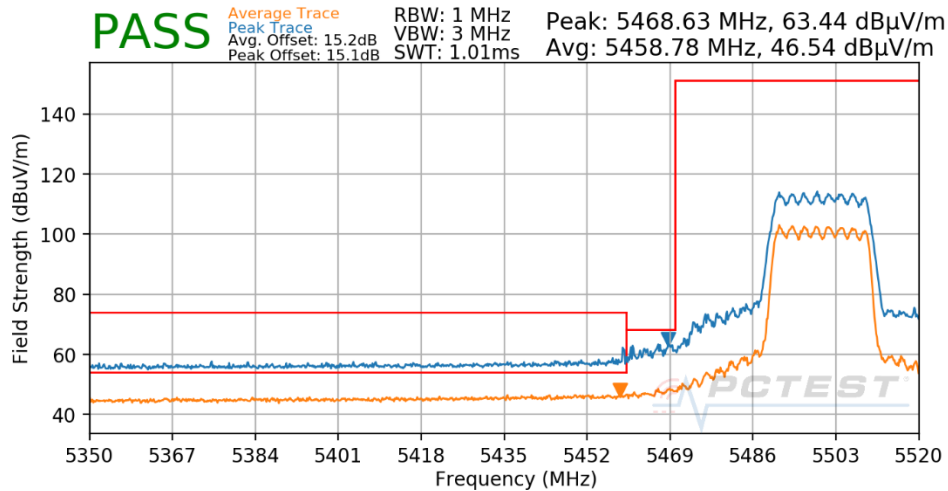
Worst Case Mode: 802.11ax
Worst Case Transfer Rate: MCS11
RU Index: 61
Distance of Measurements: 3 Meters
Operating Frequency: 5320MHz
Channel: 64



Plot 7-1500. Radiated Upper Band Edge Plot CDD Primary (Peak & Average – UNII Band 2A – RU242)

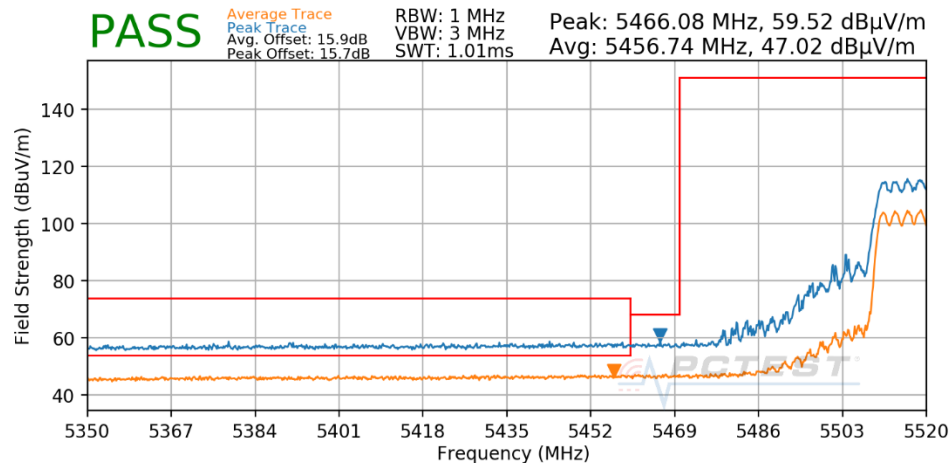
FCC ID: BCGA2072	PCTEST Proud to be part of element	MEASUREMENT REPORT (CERTIFICATION)	Approved by: Quality Manager
Test Report S/N: 1C2004270030-13.BCG	Test Dates: 07/16/2020 - 09/08/2020	EUT Type: Tablet Device	Page 901 of 958

Worst Case Mode: 802.11ax
Worst Case Transfer Rate: MCS11
RU Index: 61
Distance of Measurements: 3 Meters
Operating Frequency: 5500MHz
Channel: 100



Plot 7-1501. Radiated Lower Band Edge Plot CDD Primary (Peak & Average – UNII Band 2C – RU242)

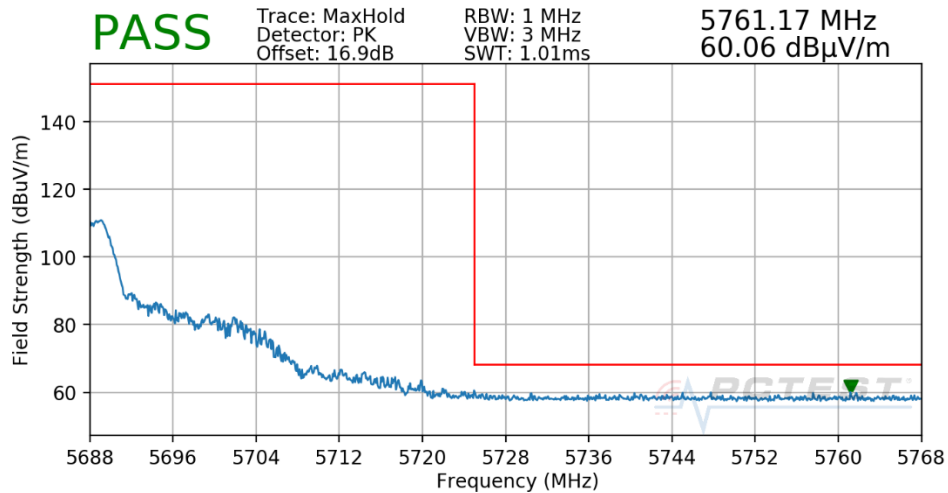
Worst Case Mode: 802.11ax
Worst Case Transfer Rate: MCS11
RU Index: 61
Distance of Measurements: 3 Meters
Operating Frequency: 5520MHz
Channel: 104



Plot 7-1502. Radiated Lower Band Edge Plot CDD Primary (Peak & Average – UNII Band 2C – RU242)

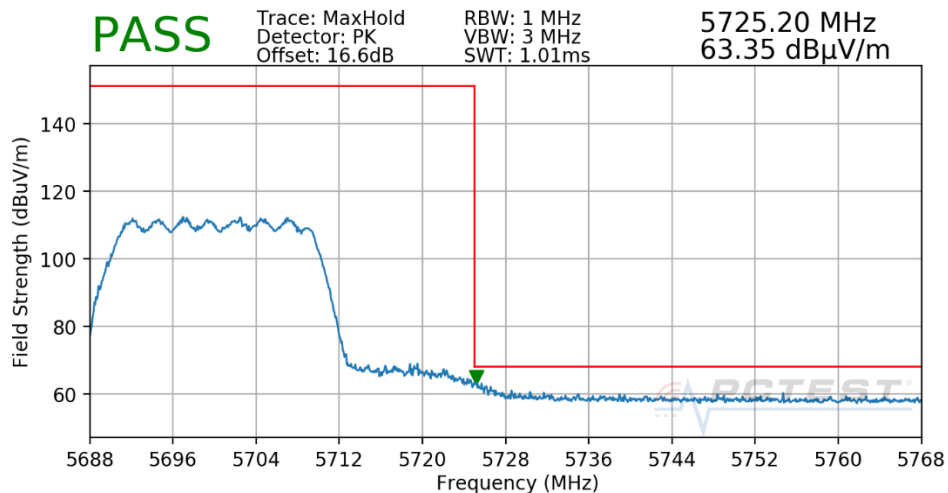
FCC ID: BCGA2072	PCTEST Proud to be part of element	MEASUREMENT REPORT (CERTIFICATION)	Approved by: Quality Manager
Test Report S/N: 1C2004270030-13.BCG	Test Dates: 07/16/2020 - 09/08/2020	EUT Type: Tablet Device	Page 902 of 958

Worst Case Mode: 802.11ax
Worst Case Transfer Rate: MCS11
RU Index: 61
Distance of Measurements: 3 Meters
Operating Frequency: 5680MHz
Channel: 136



Plot 7-1503. Radiated Upper Band Edge Plot CDD Primary (Peak – UNII Band 2C – RU242)

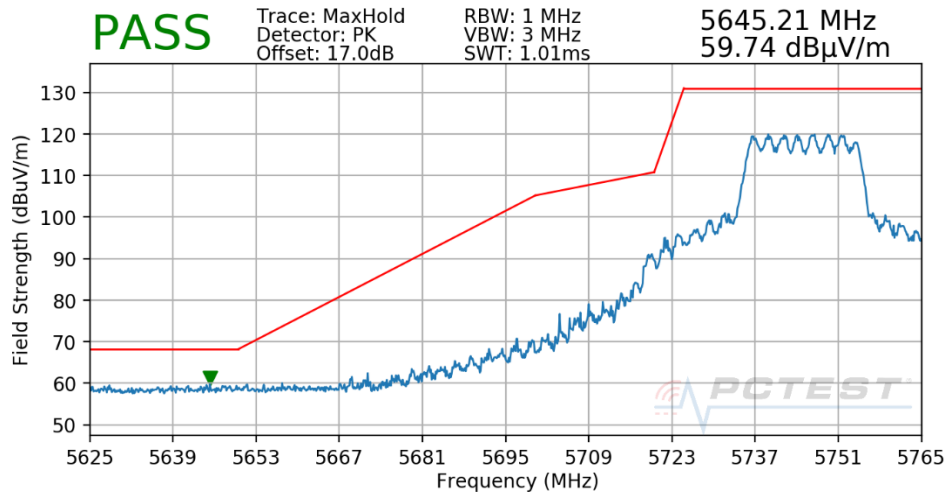
Worst Case Mode: 802.11ax
Worst Case Transfer Rate: MCS11
RU Index: 61
Distance of Measurements: 3 Meters
Operating Frequency: 5700MHz
Channel: 140



Plot 7-1504. Radiated Upper Band Edge Plot CDD Primary (Peak – UNII Band 2C – RU242)

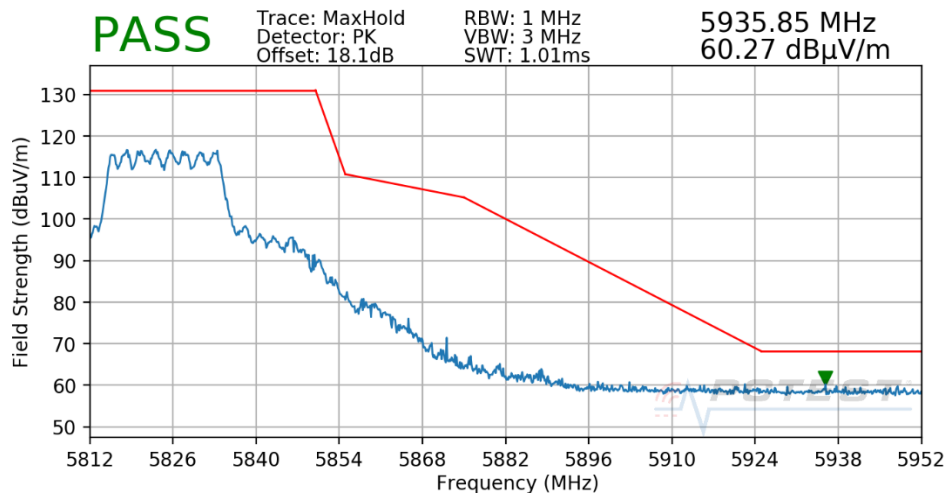
FCC ID: BCGA2072	PCTEST Proud to be part of element	MEASUREMENT REPORT (CERTIFICATION)	Approved by: Quality Manager
Test Report S/N: 1C2004270030-13.BCG	Test Dates: 07/16/2020 - 09/08/2020	EUT Type: Tablet Device	Page 903 of 958

Worst Case Mode: 802.11ax
Worst Case Transfer Rate: MCS11
RU Index: 61
Distance of Measurements: 3 Meters
Operating Frequency: 5745MHz
Channel: 149



Plot 7-1505. Radiated Lower Band Edge Plot CDD Primary (Peak - UNII Band 3 - RU242)

Worst Case Mode: 802.11ax
Worst Case Transfer Rate: MCS11
RU Index: 61
Distance of Measurements: 3 Meters
Operating Frequency: 5825MHz
Channel: 165



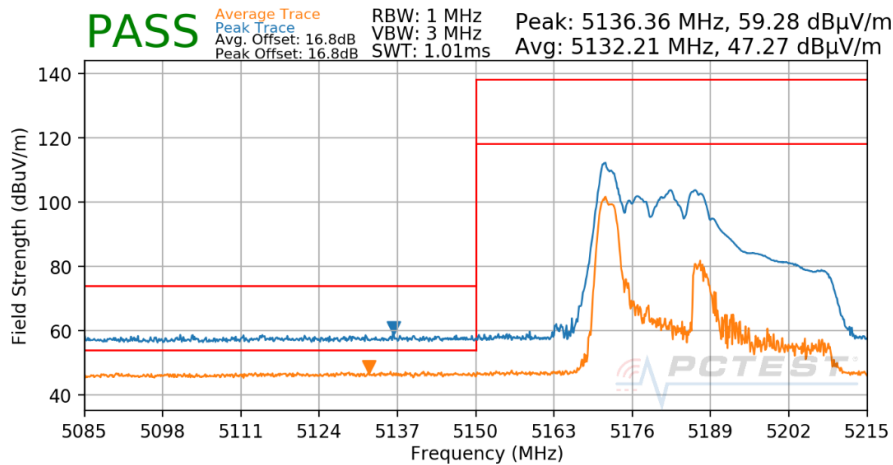
Plot 7-1506. Radiated Upper Band Edge Plot CDD Primary (Peak - UNII Band 3 - RU242)

FCC ID: BCGA2072	PCTEST Proud to be part of element	MEASUREMENT REPORT (CERTIFICATION)	Approved by: Quality Manager
Test Report S/N: 1C2004270030-13.BCG	Test Dates: 07/16/2020 - 09/08/2020	EUT Type: Tablet Device	Page 904 of 958

7.6.16 CDD Primary Radiated Band Edge Measurements (40MHz BW) §15.407(b.1)(b.2) §15.205 §15.209; RSS-Gen [8.9]

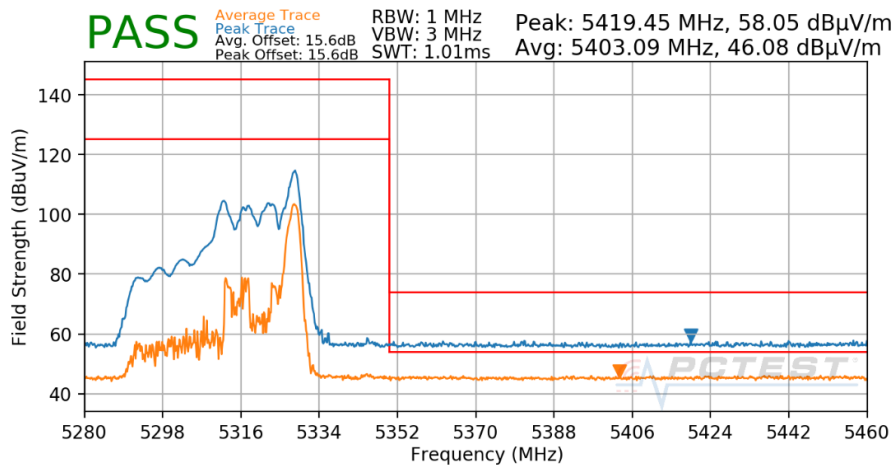
RU26

Worst Case Mode:	802.11ax
Worst Case Transfer Rate:	MCS11
RU Index:	0
Distance of Measurements:	3 Meters
Operating Frequency:	5190MHz
Channel:	38



Plot 7-1507. Radiated Lower Band Edge Plot CDD Primary (Peak & Average – UNII Band 1 – RU26)

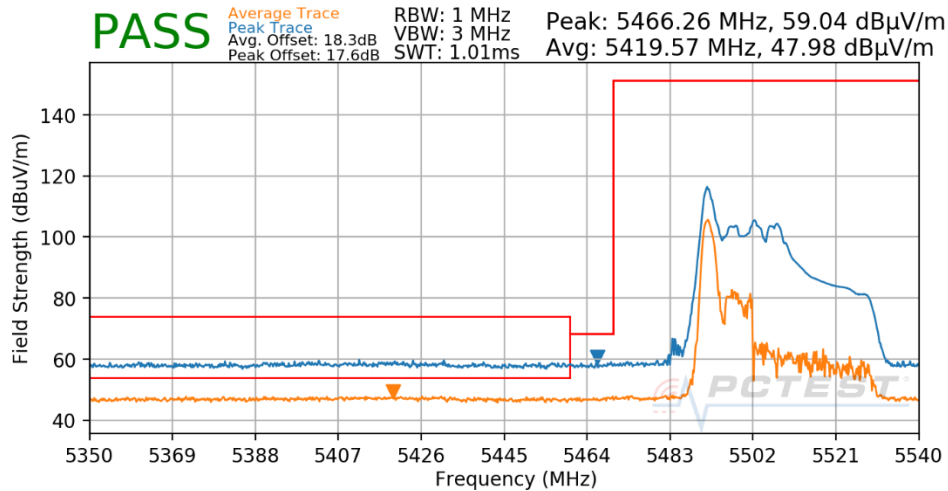
Worst Case Mode:	802.11ax
Worst Case Transfer Rate:	MCS11
RU Index:	17
Distance of Measurements:	3 Meters
Operating Frequency:	5310MHz
Channel:	62



Plot 7-1508. Radiated Upper Band Edge Plot CDD Primary (Peak & Average – UNII Band 2A – RU26)

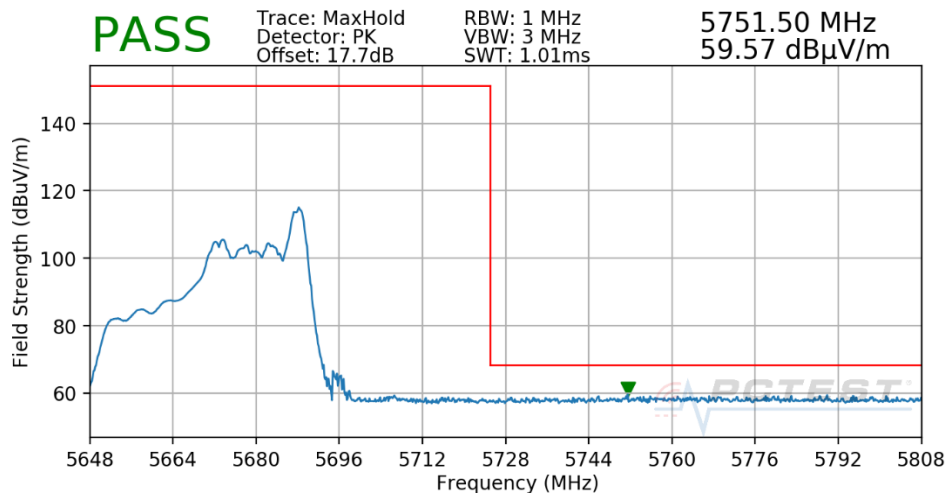
FCC ID: BCGA2072	PCTEST Proud to be part of element	MEASUREMENT REPORT (CERTIFICATION)	Approved by: Quality Manager
Test Report S/N: 1C2004270030-13.BCG	Test Dates: 07/16/2020 - 09/08/2020	EUT Type: Tablet Device	Page 905 of 958

Worst Case Mode: 802.11ax
Worst Case Transfer Rate: MCS11
RU Index: 0
Distance of Measurements: 3 Meters
Operating Frequency: 5510MHz
Channel: 102



Plot 7-1509. Radiated Lower Band Edge Plot CDD Primary (Peak & Average – UNII Band 2C – RU26)

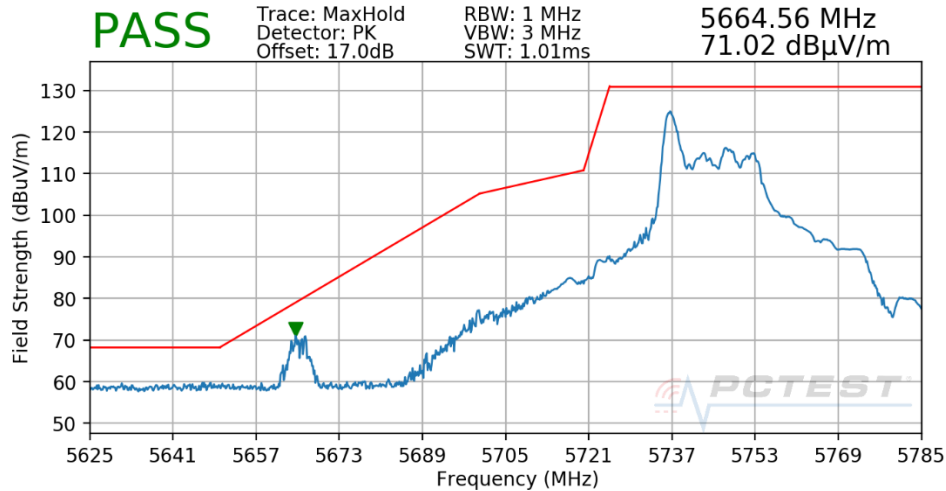
Worst Case Mode: 802.11ax
Worst Case Transfer Rate: MCS11
RU Index: 17
Distance of Measurements: 3 Meters
Operating Frequency: 5670MHz
Channel: 134



Plot 7-1510. Radiated Upper Band Edge Plot CDD Primary (Peak – UNII Band 2C – RU26)

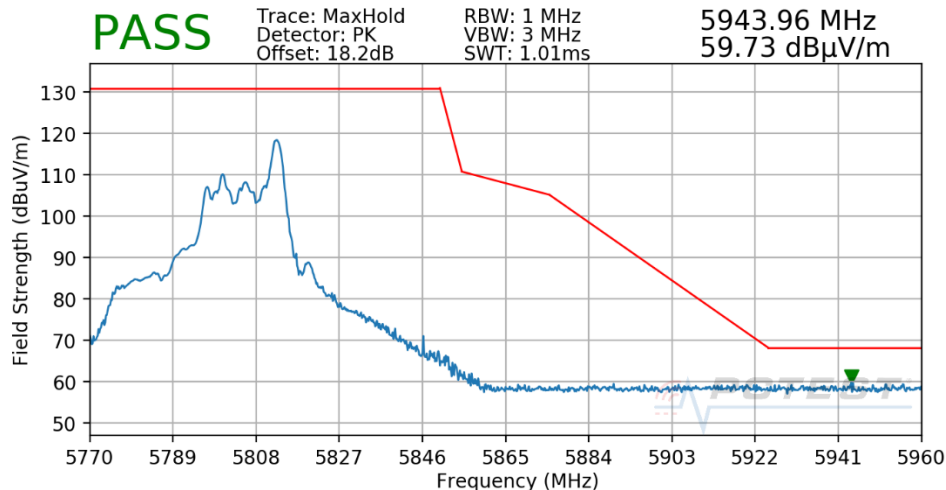
FCC ID: BCGA2072	PCTEST Proud to be part of element	MEASUREMENT REPORT (CERTIFICATION)	Approved by: Quality Manager
Test Report S/N: 1C2004270030-13.BCG	Test Dates: 07/16/2020 - 09/08/2020	EUT Type: Tablet Device	Page 906 of 958

Worst Case Mode: 802.11ax
Worst Case Transfer Rate: MCS11
RU Index: 0
Distance of Measurements: 3 Meters
Operating Frequency: 5755MHz
Channel: 151



Plot 7-1511. Radiated Lower Band Edge Plot CDD Primary (Peak – UNII Band 3 – RU26)

Worst Case Mode: 802.11ax
Worst Case Transfer Rate: MCS11
RU Index: 17
Distance of Measurements: 3 Meters
Operating Frequency: 5795MHz
Channel: 159

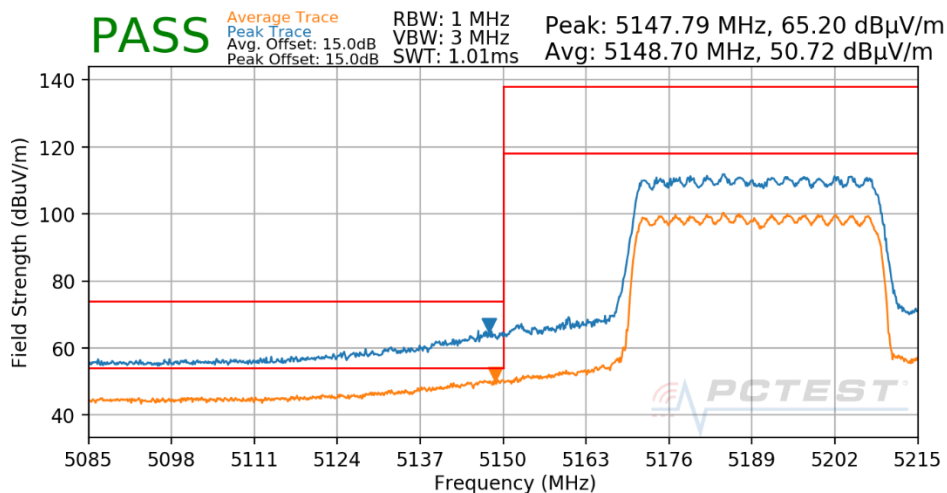


Plot 7-1512. Radiated Upper Band Edge Plot CDD Primary (Peak – UNII Band 3 – RU26)

FCC ID: BCGA2072	PCTEST Proud to be part of element	MEASUREMENT REPORT (CERTIFICATION)	Approved by: Quality Manager
Test Report S/N: 1C2004270030-13.BCG	Test Dates: 07/16/2020 - 09/08/2020	EUT Type: Tablet Device	Page 907 of 958

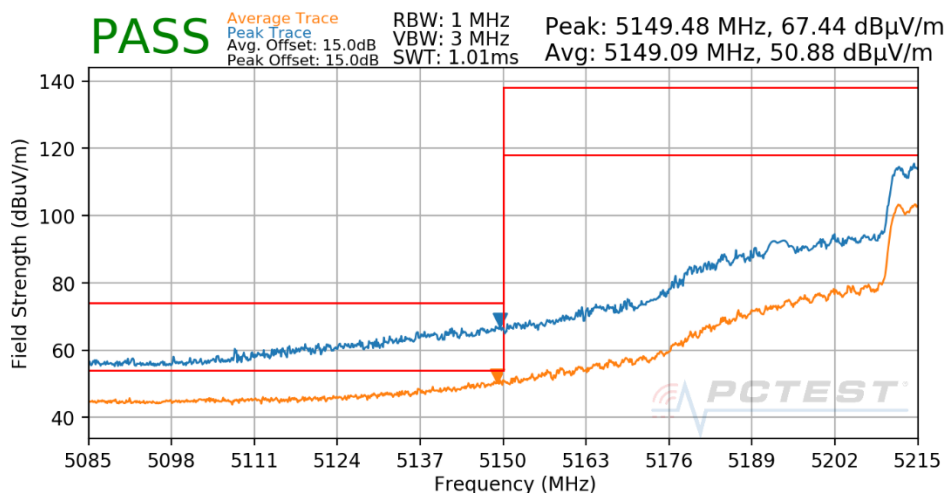
RU484

Worst Case Mode: 802.11ax
Worst Case Transfer Rate: MCS11
RU Index: 65
Distance of Measurements: 3 Meters
Operating Frequency: 5190MHz
Channel: 38



Plot 7-1513. Radiated Lower Band Edge Plot CDD Primary (Peak & Average – UNII Band 1 – RU484)

Worst Case Mode: 802.11ax
Worst Case Transfer Rate: MCS11
RU Index: 65
Distance of Measurements: 3 Meters
Operating Frequency: 5230MHz
Channel: 46



Plot 7-1514. Radiated Lower Band Edge Plot CDD Primary (Peak & Average – UNII Band 1 – RU484)

FCC ID: BCGA2072	PCTEST Proud to be part of element	MEASUREMENT REPORT (CERTIFICATION)	Approved by: Quality Manager
Test Report S/N: 1C2004270030-13.BCG	Test Dates: 07/16/2020 - 09/08/2020	EUT Type: Tablet Device	Page 908 of 958