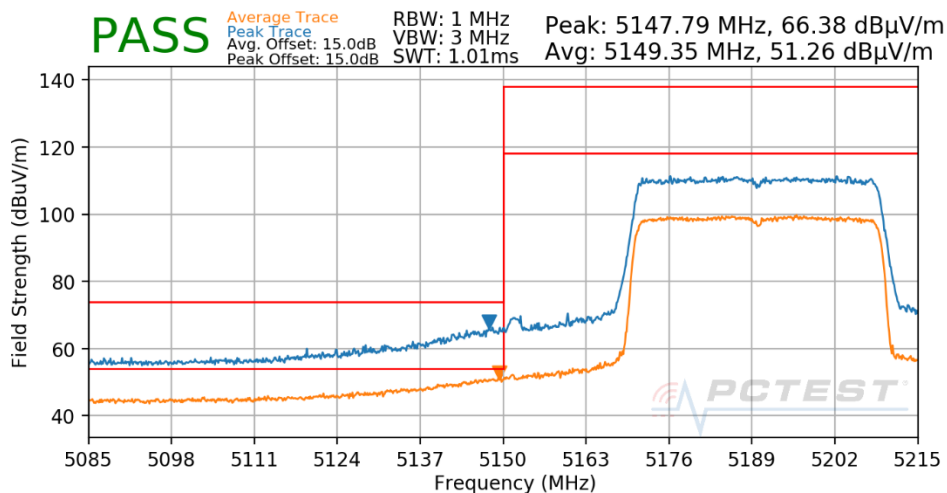


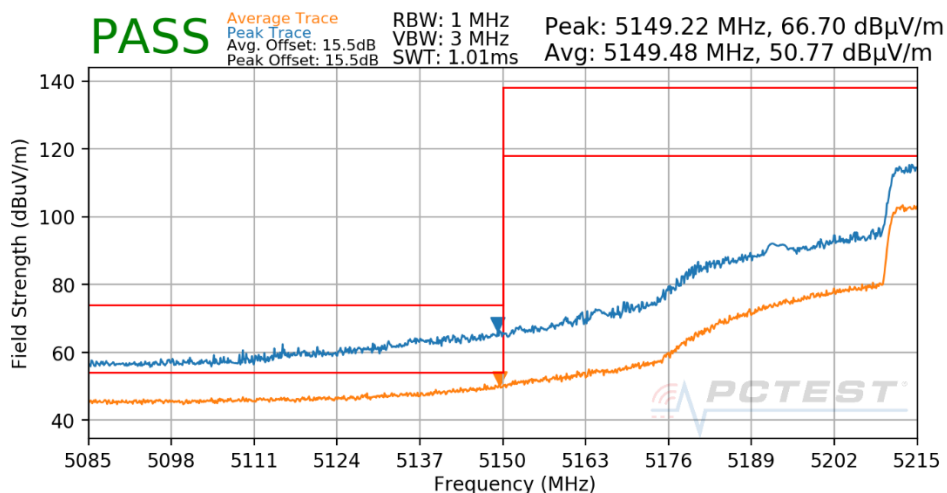
## RU484

Worst Case Mode: 802.11ax  
Worst Case Transfer Rate: MCS11  
RU Index: 65  
Distance of Measurements: 3 Meters  
Operating Frequency: 5190MHz  
Channel: 38



**Plot 7-1419. Radiated Lower Band Edge Plot Antenna 2a (Peak & Average – UNII Band 1 – RU484)**

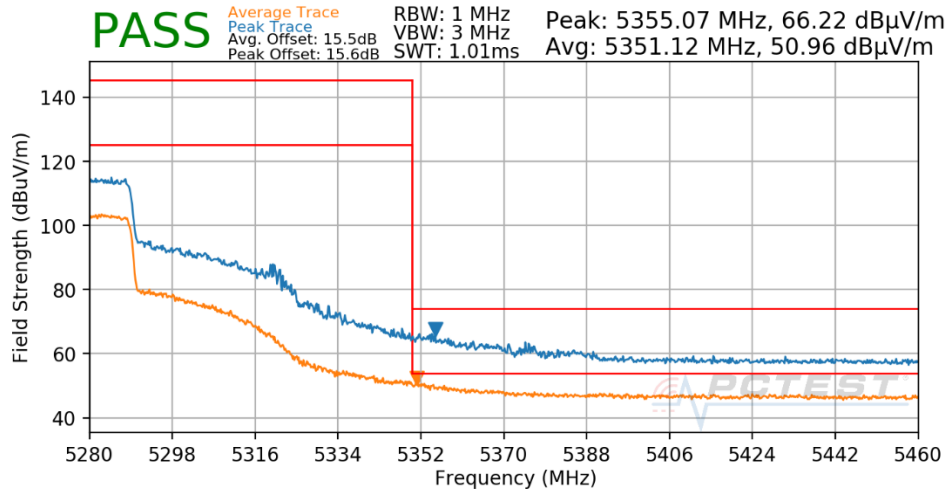
Worst Case Mode: 802.11ax  
Worst Case Transfer Rate: MCS11  
RU Index: 65  
Distance of Measurements: 3 Meters  
Operating Frequency: 5230MHz  
Channel: 46



**Plot 7-1420. Radiated Lower Band Edge Plot Antenna 2a (Peak & Average – UNII Band 1 – RU484)**

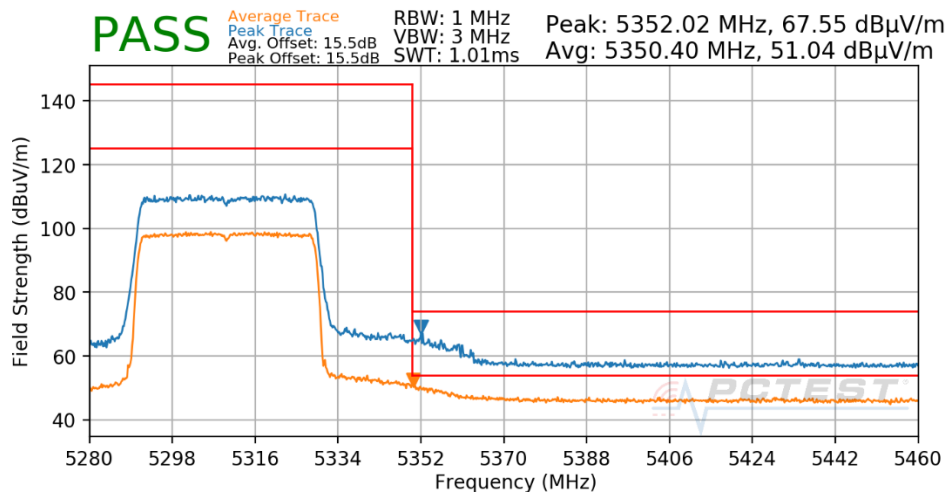
FCC ID: BCGA2072	<b>PCTEST</b> Proud to be part of element	MEASUREMENT REPORT (CERTIFICATION)	Approved by: Quality Manager
Test Report S/N: 1C2004270030-13.BCG	Test Dates: 07/16/2020 - 09/08/2020	EUT Type: Tablet Device	Page 856 of 958

Worst Case Mode: 802.11ax  
Worst Case Transfer Rate: MCS11  
RU Index: 65  
Distance of Measurements: 3 Meters  
Operating Frequency: 5270MHz  
Channel: 54



**Plot 7-1421. Radiated Upper Band Edge Plot Antenna 2a (Peak & Average – UNII Band 2A – RU484)**

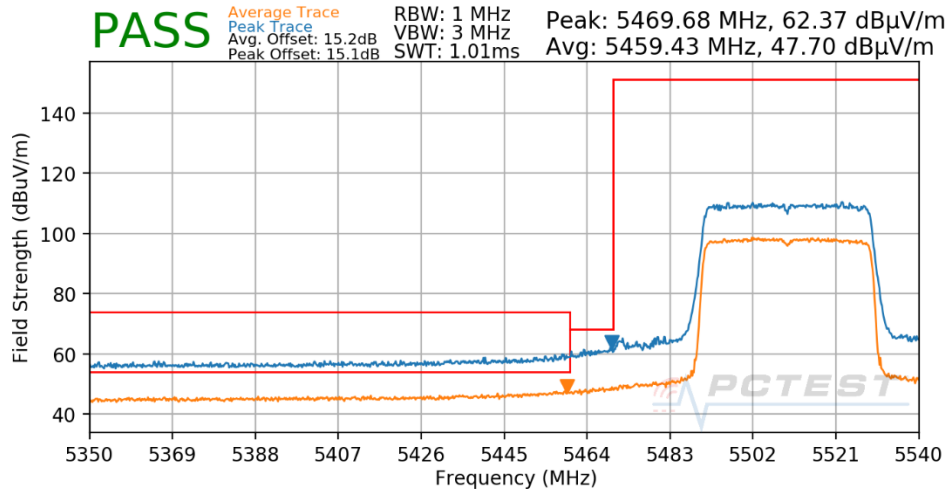
Worst Case Mode: 802.11ax  
Worst Case Transfer Rate: MCS11  
RU Index: 65  
Distance of Measurements: 3 Meters  
Operating Frequency: 5310MHz  
Channel: 62



**Plot 7-1422. Radiated Upper Band Edge Plot Antenna 2a (Peak & Average – UNII Band 2A – RU484)**

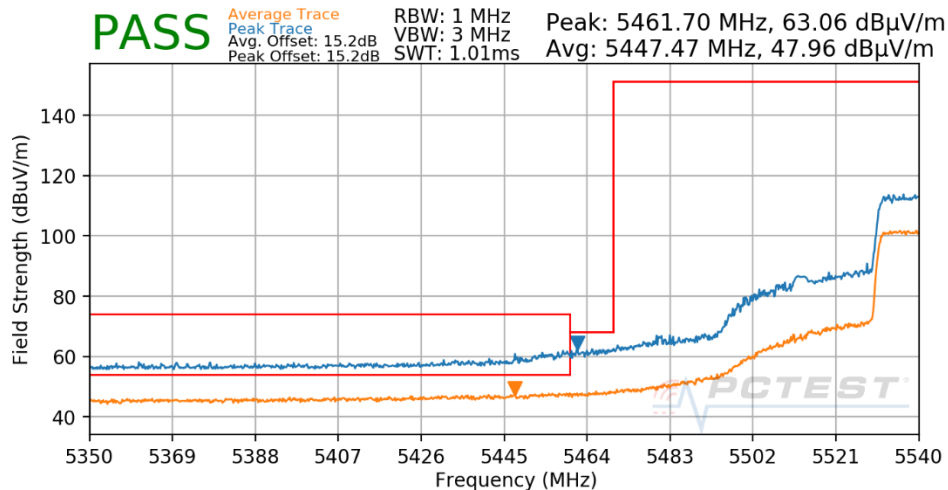
FCC ID: BCGA2072	<b>PCTEST</b> Proud to be part of element	<b>MEASUREMENT REPORT (CERTIFICATION)</b>	Approved by: Quality Manager
Test Report S/N: 1C2004270030-13.BCG	Test Dates: 07/16/2020 - 09/08/2020	EUT Type: Tablet Device	Page 857 of 958

Worst Case Mode: 802.11ax  
Worst Case Transfer Rate: MCS11  
RU Index: 65  
Distance of Measurements: 3 Meters  
Operating Frequency: 5510MHz  
Channel: 102



**Plot 7-1423. Radiated Lower Band Edge Plot Antenna 2a (Peak & Average – UNII Band 2C – RU484)**

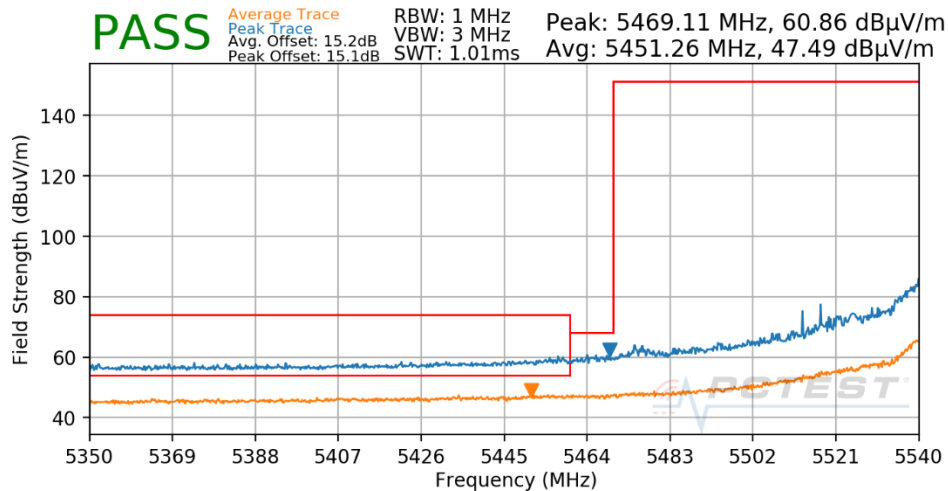
Worst Case Mode: 802.11ax  
Worst Case Transfer Rate: MCS11  
RU Index: 65  
Distance of Measurements: 3 Meters  
Operating Frequency: 5550MHz  
Channel: 110



**Plot 7-1424. Radiated Lower Band Edge Plot Antenna 2a (Peak & Average – UNII Band 2C – RU484)**

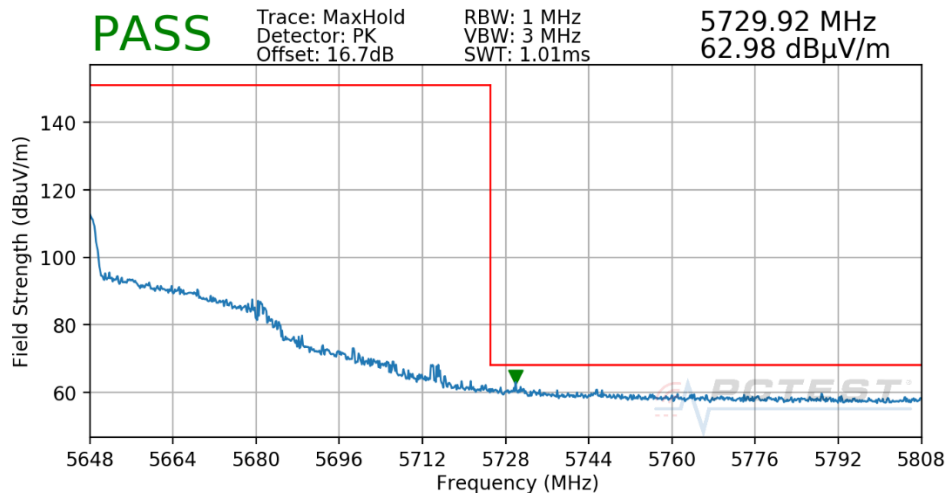
FCC ID: BCGA2072	<b>PCTEST</b> Proud to be part of element	MEASUREMENT REPORT (CERTIFICATION)	Approved by: Quality Manager
Test Report S/N: 1C2004270030-13.BCG	Test Dates: 07/16/2020 - 09/08/2020	EUT Type: Tablet Device	Page 858 of 958

Worst Case Mode: 802.11ax  
Worst Case Transfer Rate: MCS11  
RU Index: 65  
Distance of Measurements: 3 Meters  
Operating Frequency: 5590MHz (FCC only)  
Channel: 118



**Plot 7-1425. Radiated Lower Band Edge Plot Antenna 2a (Peak & Average – UNII Band 2C – RU484)**

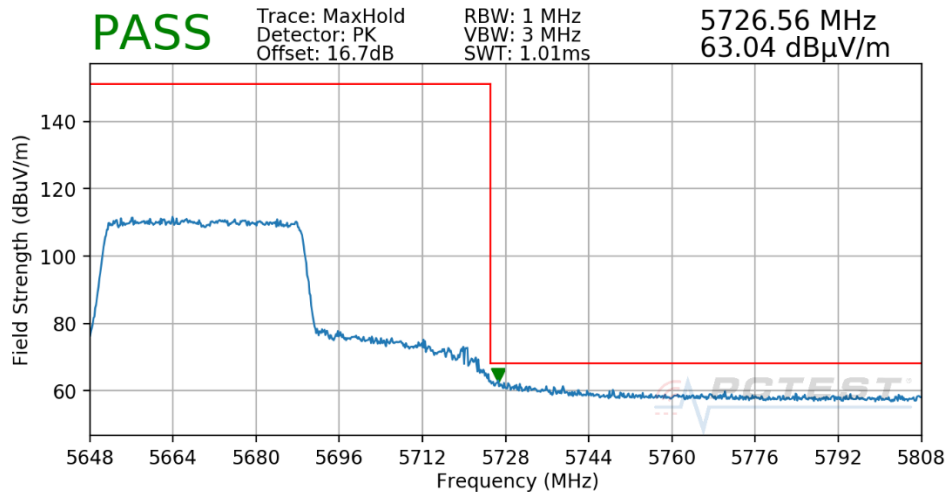
Worst Case Mode: 802.11ax  
Worst Case Transfer Rate: MCS11  
RU Index: 65  
Distance of Measurements: 3 Meters  
Operating Frequency: 5630MHz (FCC only)  
Channel: 126



**Plot 7-1426. Radiated Upper Band Edge Plot Antenna 2a (Peak – UNII Band 2C – RU484)**

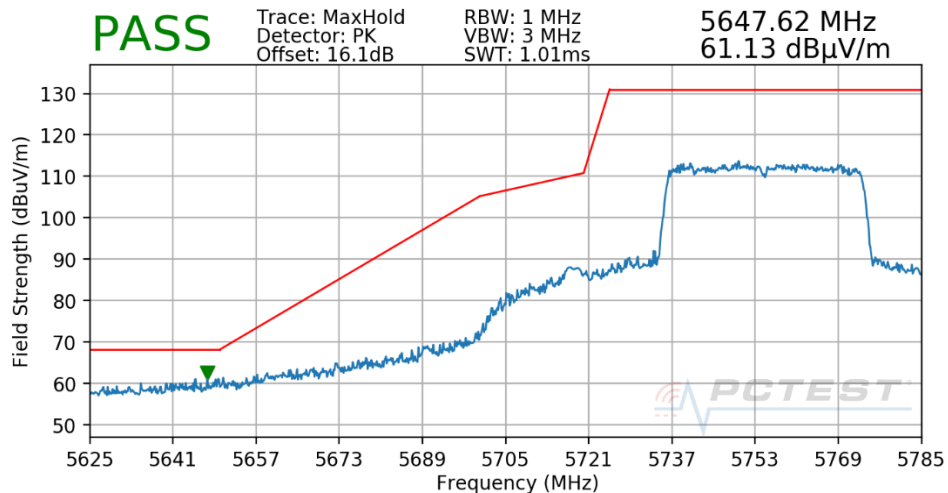
FCC ID: BCGA2072	<b>PCTEST</b> Proud to be part of element	MEASUREMENT REPORT (CERTIFICATION)	Approved by: Quality Manager
Test Report S/N: 1C2004270030-13.BCG	Test Dates: 07/16/2020 - 09/08/2020	EUT Type: Tablet Device	Page 859 of 958

Worst Case Mode: 802.11ax  
Worst Case Transfer Rate: MCS11  
RU Index: 65  
Distance of Measurements: 3 Meters  
Operating Frequency: 5670MHz  
Channel: 134



**Plot 7-1427. Radiated Upper Band Edge Plot Antenna 2a (Peak – UNII Band 2C – RU484)**

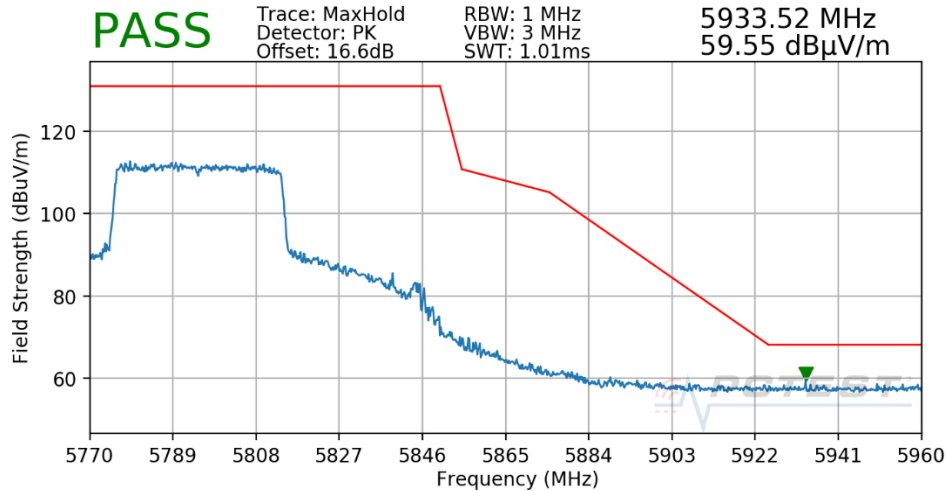
Worst Case Mode: 802.11ax  
Worst Case Transfer Rate: MCS11  
RU Index: 65  
Distance of Measurements: 3 Meters  
Operating Frequency: 5755MHz  
Channel: 151



**Plot 7-1428. Radiated Lower Band Edge Plot Antenna 2a (Peak – UNII Band 3 – RU484)**

FCC ID: BCGA2072	<b>PCTEST</b> Proud to be part of element	MEASUREMENT REPORT (CERTIFICATION)	Approved by: Quality Manager
Test Report S/N: 1C2004270030-13.BCG	Test Dates: 07/16/2020 - 09/08/2020	EUT Type: Tablet Device	Page 860 of 958

Worst Case Mode: 802.11ax  
Worst Case Transfer Rate: MCS11  
RU Index: 65  
Distance of Measurements: 3 Meters  
Operating Frequency: 5795MHz  
Channel: 159



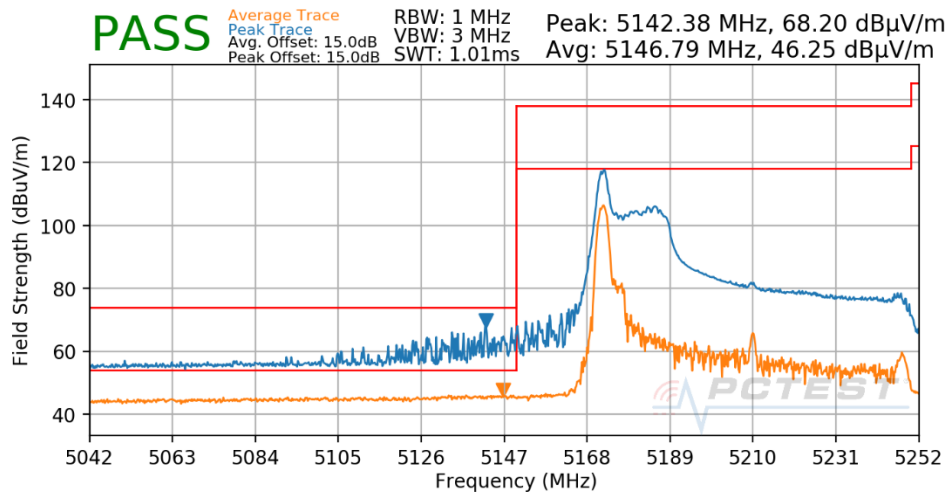
**Plot 7-1429. Radiated Upper Band Edge Plot Antenna 2a (Peak – UNII Band 3 – RU484)**

<b>FCC ID:</b> BCGA2072	<b>PCTEST</b> Proud to be part of element	<b>MEASUREMENT REPORT (CERTIFICATION)</b>	<b>Approved by:</b> Quality Manager
<b>Test Report S/N:</b> 1C2004270030-13.BCG	<b>Test Dates:</b> 07/16/2020 - 09/08/2020	<b>EUT Type:</b> Tablet Device	Page 861 of 958

## 7.6.11 Antenna 2a Radiated Band Edge Measurements (80MHz BW) §15.407(b.1)(b.2) §15.205 §15.209; RSS-Gen [8.9]

### RU26

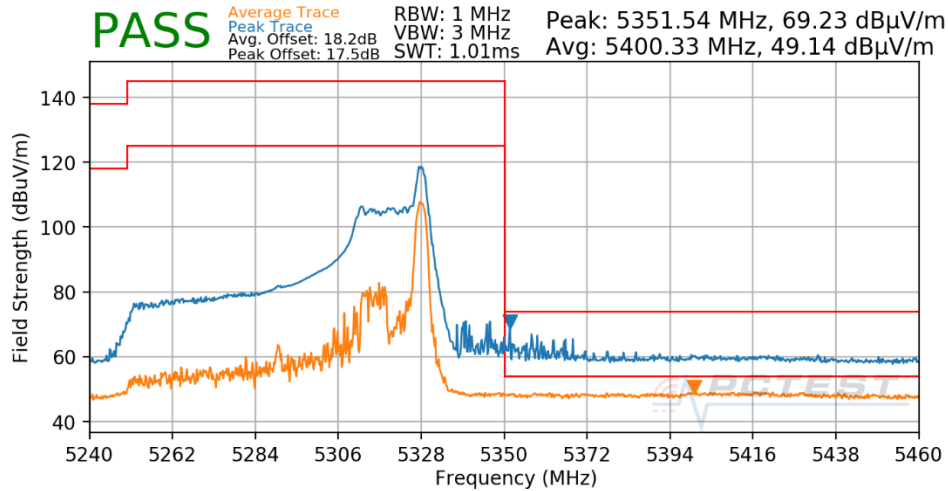
Worst Case Mode:	802.11ax
Worst Case Transfer Rate:	MCS11
RU Index:	0
Distance of Measurements:	3 Meters
Operating Frequency:	5210MHz
Channel:	42



Plot 7-1430. Radiated Lower Band Edge Plot Antenna 2a (Peak & Average – UNII Band 1 – RU26)

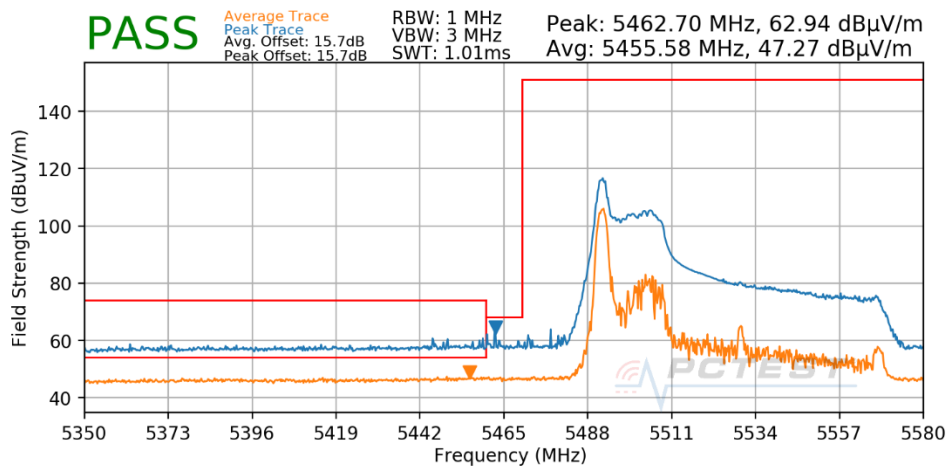
FCC ID: BCGA2072	<b>PCTEST</b> Proud to be part of element	MEASUREMENT REPORT (CERTIFICATION)	Approved by: Quality Manager
Test Report S/N: 1C2004270030-13.BCG	Test Dates: 07/16/2020 - 09/08/2020	EUT Type: Tablet Device	Page 862 of 958

Worst Case Mode: 802.11ax  
Worst Case Transfer Rate: MCS11  
RU Index: 36  
Distance of Measurements: 3 Meters  
Operating Frequency: 5290MHz  
Channel: 58



**Plot 7-1431. Radiated Upper Band Edge Plot Antenna 2a (Peak & Average – UNII Band 2A – RU26)**

Worst Case Mode: 802.11ax  
Worst Case Transfer Rate: MCS11  
RU Index: 0  
Distance of Measurements: 3 Meters  
Operating Frequency: 5530MHz  
Channel: 106

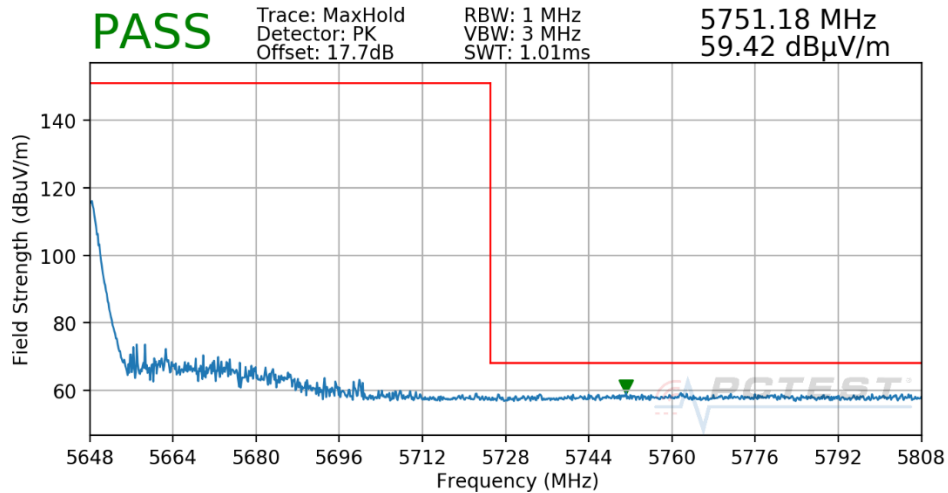


**Plot 7-1432. Radiated Lower Band Edge Plot Antenna 2a (Peak & Average – UNII Band 2C – RU26)**

FCC ID: BCGA2072	<b>PCTEST</b> Proud to be part of element	MEASUREMENT REPORT (CERTIFICATION)	Approved by: Quality Manager
Test Report S/N: 1C2004270030-13.BCG	Test Dates: 07/16/2020 - 09/08/2020	EUT Type: Tablet Device	Page 863 of 958

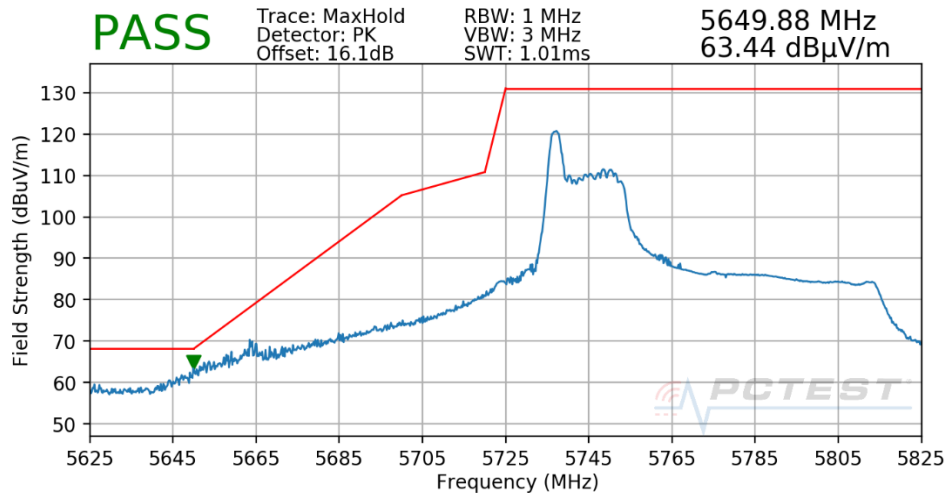


Worst Case Mode: 802.11ax  
Worst Case Transfer Rate: MCS11  
RU Index: 36  
Distance of Measurements: 3 Meters  
Operating Frequency: 5610MHz (FCC only)  
Channel: 122



**Plot 7-1433. Radiated Upper Band Edge Plot Antenna 2a (Peak– UNII Band 2C – RU26)**

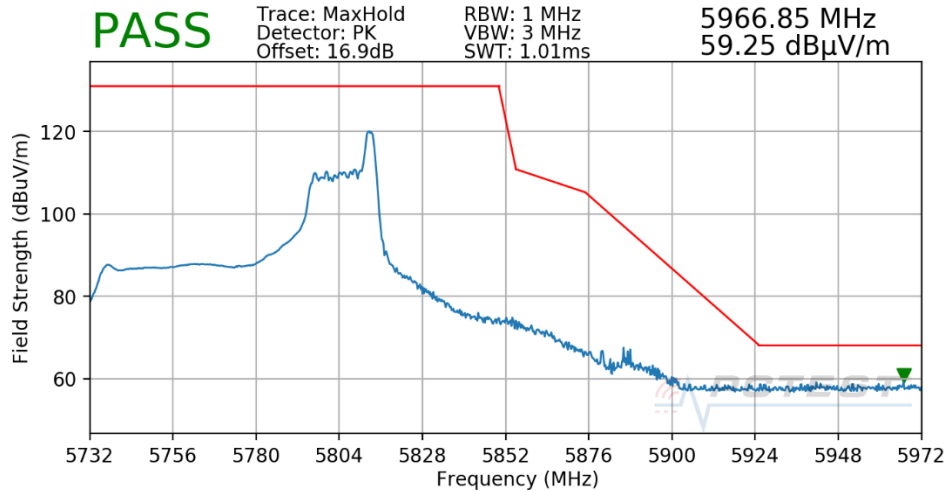
Worst Case Mode: 802.11ax  
Worst Case Transfer Rate: MCS11  
RU Index: 0  
Distance of Measurements: 3 Meters  
Operating Frequency: 5775MHz  
Channel: 155



**Plot 7-1434. Radiated Lower Band Edge Plot Antenna 2a (Peak – UNII Band 3 – RU26)**

FCC ID: BCGA2072	<b>PCTEST</b> Proud to be part of element	MEASUREMENT REPORT (CERTIFICATION)	Approved by: Quality Manager
Test Report S/N: 1C2004270030-13.BCG	Test Dates: 07/16/2020 - 09/08/2020	EUT Type: Tablet Device	Page 864 of 958

Worst Case Mode:	802.11ax
Worst Case Transfer Rate:	MCS11
RU Index:	36
Distance of Measurements:	3 Meters
Operating Frequency:	5775MHz
Channel:	155

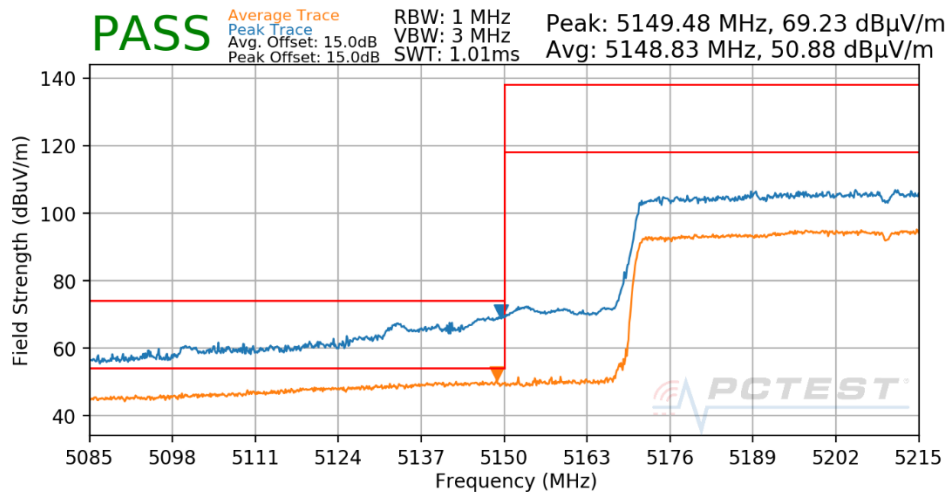


**Plot 7-1435. Radiated Upper Band Edge Plot Antenna 2a (Peak – UNII Band 3 – RU26)**

<b>FCC ID:</b> BCGA2072		<b>MEASUREMENT REPORT (CERTIFICATION)</b>	<b>Approved by:</b> Quality Manager
<b>Test Report S/N:</b> 1C2004270030-13.BCG	<b>Test Dates:</b> 07/16/2020 - 09/08/2020	<b>EUT Type:</b> Tablet Device	Page 865 of 958

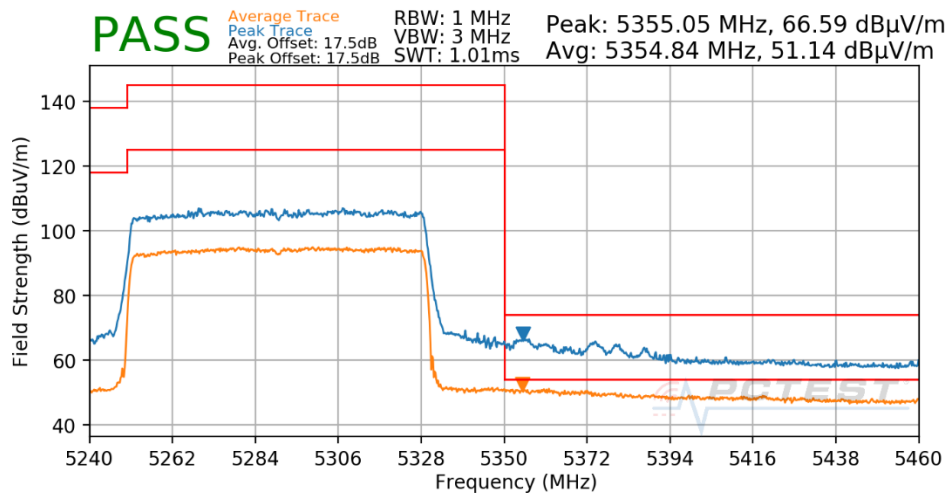
## RU996

Worst Case Mode:	802.11ax
Worst Case Transfer Rate:	MCS11
RU Index:	67
Distance of Measurements:	3 Meters
Operating Frequency:	5210MHz
Channel:	42



**Plot 7-1436. Radiated Lower Band Edge Plot Antenna 2a (Peak & Average – UNII Band 1 – RU996)**

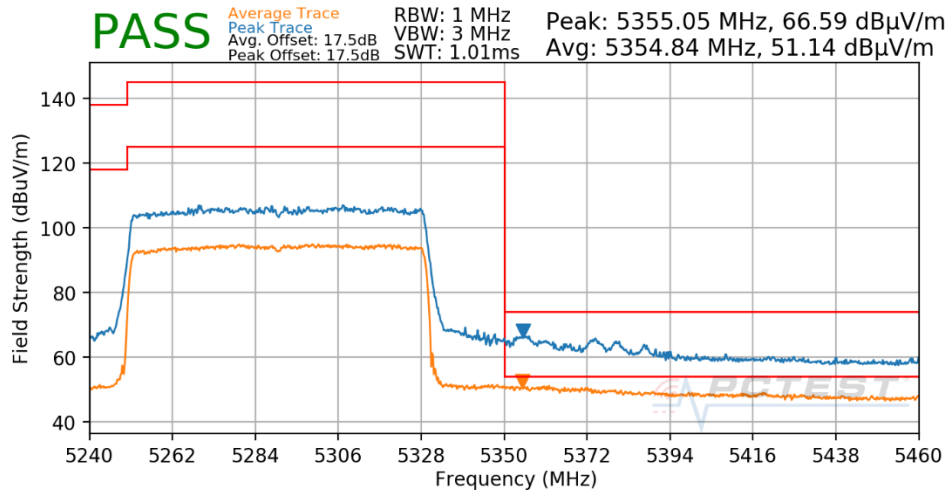
Worst Case Mode:	802.11ax
Worst Case Transfer Rate:	MCS11
RU Index:	67
Distance of Measurements:	3 Meters
Operating Frequency:	5290MHz
Channel:	58



**Plot 7-1437. Radiated Upper Band Edge Plot Antenna 2a (Peak & Average – UNII Band 2A – RU996)**

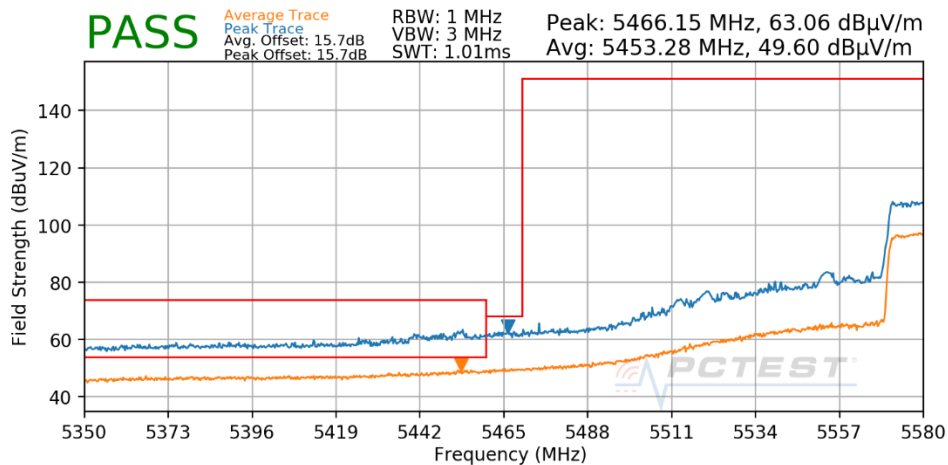
FCC ID: BCGA2072	<b>PCTEST</b> Proud to be part of element	MEASUREMENT REPORT (CERTIFICATION)	Approved by: Quality Manager
Test Report S/N: 1C2004270030-13.BCG	Test Dates: 07/16/2020 - 09/08/2020	EUT Type: Tablet Device	Page 866 of 958

Worst Case Mode: 802.11ax  
Worst Case Transfer Rate: MCS11  
RU Index: 67  
Distance of Measurements: 3 Meters  
Operating Frequency: 5530MHz  
Channel: 106



**Plot 7-1438. Radiated Lower Band Edge Plot Antenna 2a (Peak & Average – UNII Band 2C – RU996)**

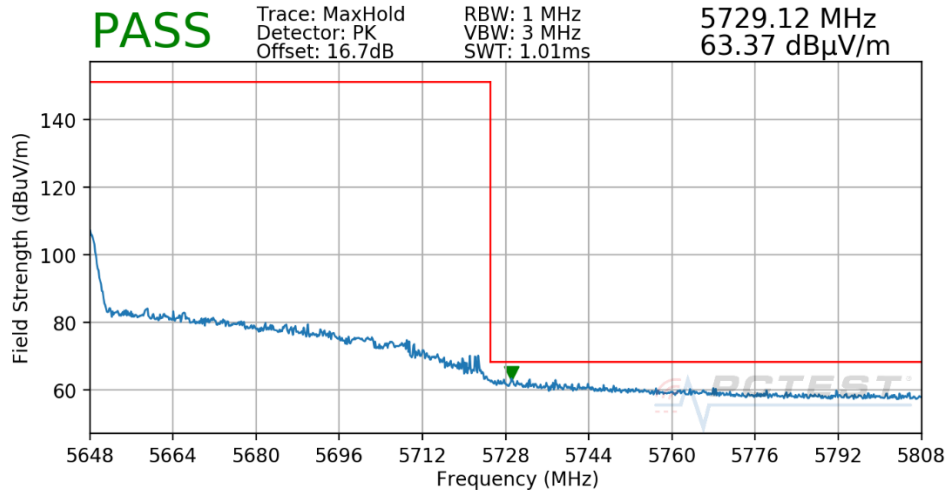
Worst Case Mode: 802.11ax  
Worst Case Transfer Rate: MCS11  
RU Index: 67  
Distance of Measurements: 3 Meters  
Operating Frequency: 5610MHz (FCC only)  
Channel: 122



**Plot 7-1439. Radiated Lower Band Edge Plot Antenna 2a (Peak & Average – UNII Band 2C – RU996)**

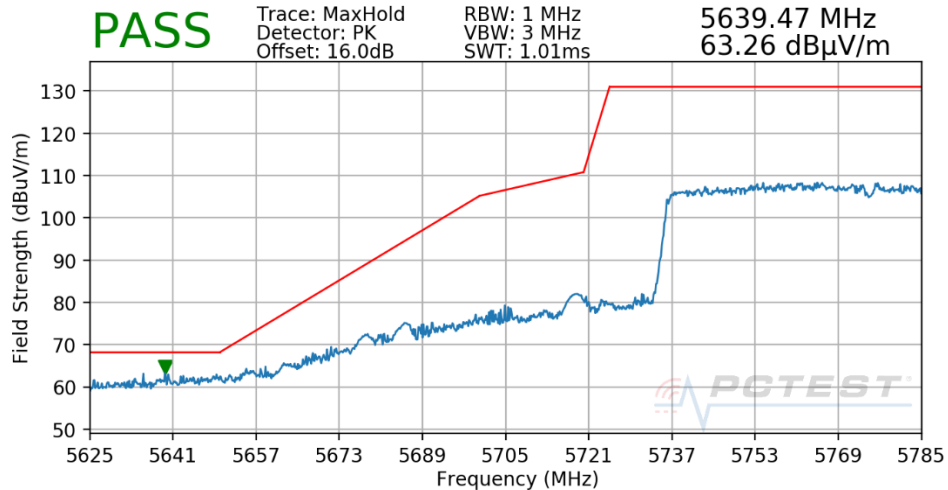
FCC ID: BCGA2072	<b>PCTEST</b> Proud to be part of element	MEASUREMENT REPORT (CERTIFICATION)	Approved by: Quality Manager
Test Report S/N: 1C2004270030-13.BCG	Test Dates: 07/16/2020 - 09/08/2020	EUT Type: Tablet Device	Page 867 of 958

Worst Case Mode: 802.11ax  
Worst Case Transfer Rate: MCS11  
RU Index: 67  
Distance of Measurements: 3 Meters  
Operating Frequency: 5610MHz (FCC only)  
Channel: 122



**Plot 7-1440. Radiated Upper Band Edge Plot Antenna 2a (Peak – UNII Band 2C – RU996)**

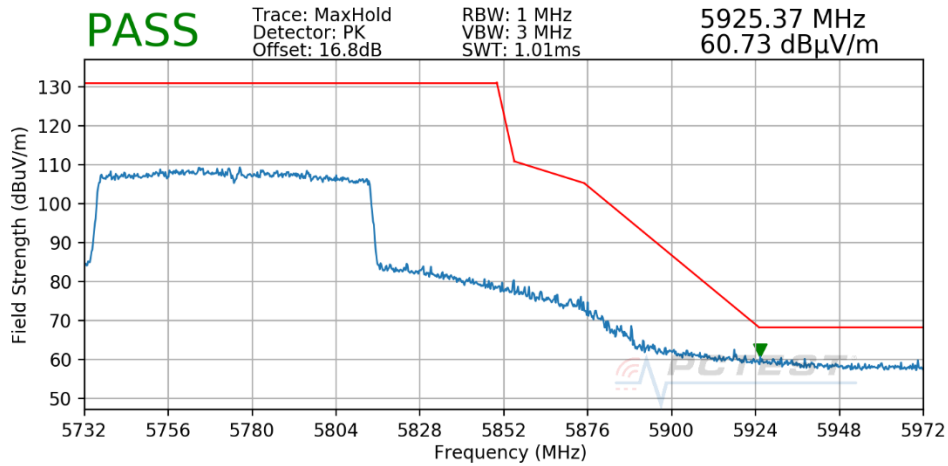
Worst Case Mode: 802.11ax  
Worst Case Transfer Rate: MCS11  
RU Index: 67  
Distance of Measurements: 3 Meters  
Operating Frequency: 5775MHz  
Channel: 155



**Plot 7-1441. Radiated Lower Band Edge Plot Antenna 2a (Peak – UNII Band 3 – RU996)**

FCC ID: BCGA2072	<b>PCTEST</b> Proud to be part of element	MEASUREMENT REPORT (CERTIFICATION)	Approved by: Quality Manager
Test Report S/N: 1C2004270030-13.BCG	Test Dates: 07/16/2020 - 09/08/2020	EUT Type: Tablet Device	Page 868 of 958

Worst Case Mode:	802.11ax
Worst Case Transfer Rate:	MCS11
RU Index:	67
Distance of Measurements:	3 Meters
Operating Frequency:	5775MHz
Channel:	155



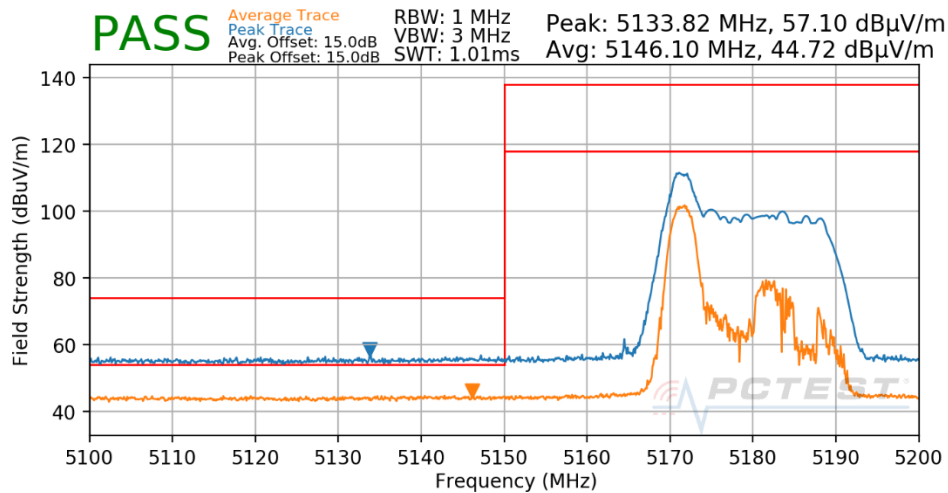
**Plot 7-1442. Radiated Upper Band Edge Plot Antenna 2a (Peak – UNII Band 3 – RU996)**

<b>FCC ID:</b> BCGA2072		<b>MEASUREMENT REPORT (CERTIFICATION)</b>	<b>Approved by:</b> Quality Manager
<b>Test Report S/N:</b> 1C2004270030-13.BCG	<b>Test Dates:</b> 07/16/2020 - 09/08/2020	<b>EUT Type:</b> Tablet Device	Page 869 of 958

## 7.6.12 Antenna 1b Radiated Band Edge Measurements (20MHz BW) §15.407(b.1)(b.2) §15.205 §15.209; RSS-Gen [8.9]

### RU26

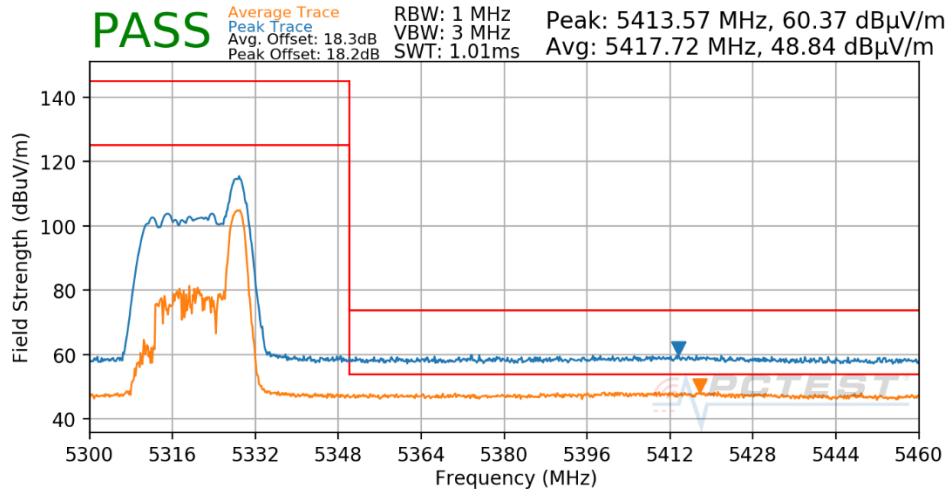
Worst Case Mode:	802.11ax
Worst Case Transfer Rate:	MCS11
RU Index:	0
Distance of Measurements:	3 Meters
Operating Frequency:	5180MHz
Channel:	36



Plot 7-1443. Radiated Lower Band Edge Plot Antenna 1b (Peak & Average – UNII Band 1 – RU26)

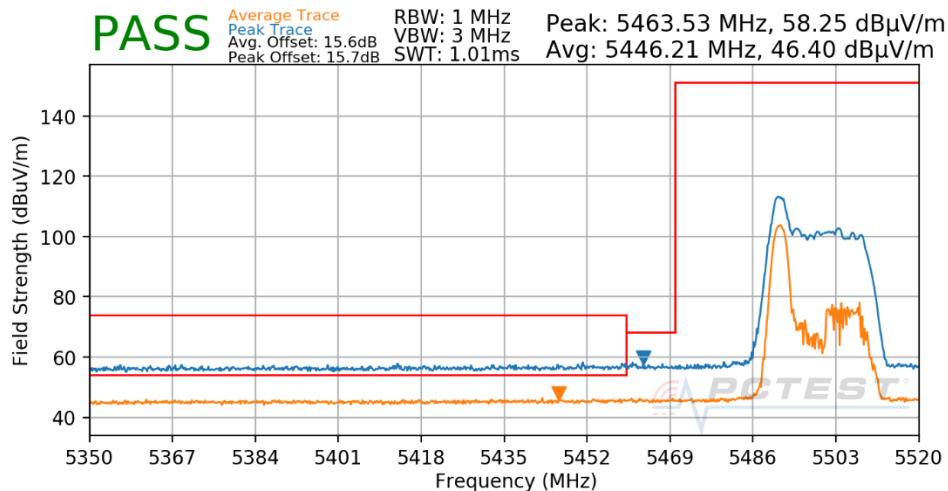
FCC ID: BCGA2072	<b>PCTEST</b> Proud to be part of element	MEASUREMENT REPORT (CERTIFICATION)	Approved by: Quality Manager
Test Report S/N: 1C2004270030-13.BCG	Test Dates: 07/16/2020 - 09/08/2020	EUT Type: Tablet Device	Page 870 of 958

Worst Case Mode: 802.11ax  
Worst Case Transfer Rate: MCS11  
RU Index: 8  
Distance of Measurements: 3 Meters  
Operating Frequency: 5320MHz  
Channel: 64



**Plot 7-1444. Radiated Upper Band Edge Plot Antenna 1b (Peak & Average – UNII Band 2A – RU26)**

Worst Case Mode: 802.11ax  
Worst Case Transfer Rate: MCS11  
RU Index: 0  
Distance of Measurements: 3 Meters  
Operating Frequency: 5500MHz  
Channel: 100

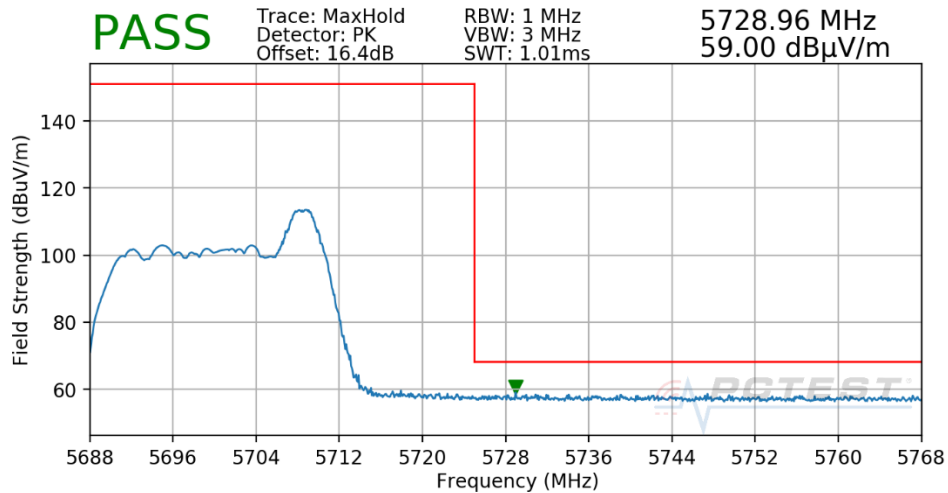


**Plot 7-1445. Radiated Lower Band Edge Plot Antenna 1b (Peak & Average – UNII Band 2C – RU26)**

FCC ID: BCGA2072	<b>PCTEST</b> Proud to be part of element	MEASUREMENT REPORT (CERTIFICATION)	Approved by: Quality Manager
Test Report S/N: 1C2004270030-13.BCG	Test Dates: 07/16/2020 - 09/08/2020	EUT Type: Tablet Device	Page 871 of 958

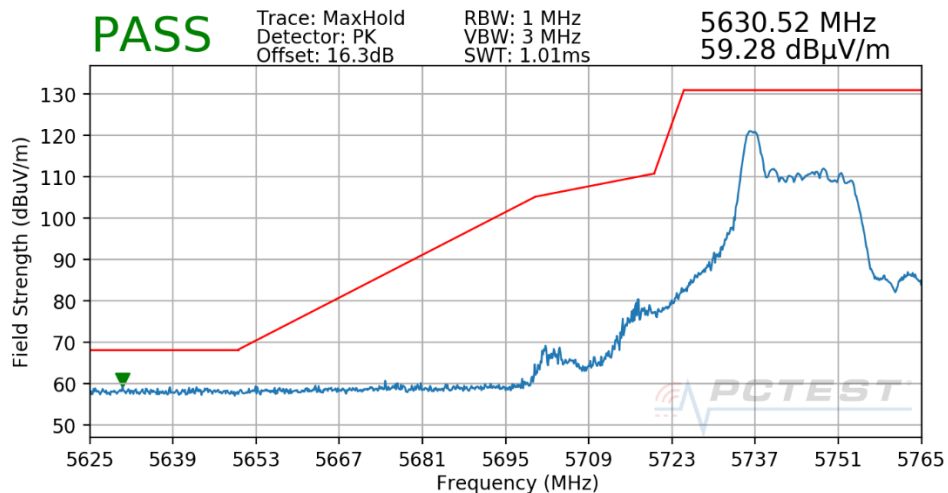


Worst Case Mode: 802.11ax  
Worst Case Transfer Rate: MCS11  
RU Index: 8  
Distance of Measurements: 3 Meters  
Operating Frequency: 5700MHz  
Channel: 140



**Plot 7-1446. Radiated Upper Band Edge Plot Antenna 1b (Peak – UNII Band 2C – RU26)**

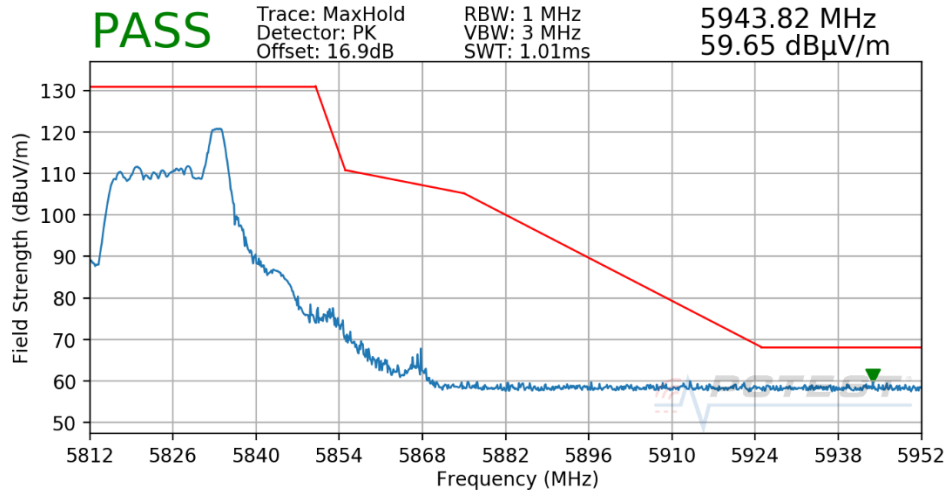
Worst Case Mode: 802.11ax  
Worst Case Transfer Rate: MCS11  
RU Index: 0  
Distance of Measurements: 3 Meters  
Operating Frequency: 5745MHz  
Channel: 149



**Plot 7-1447. Radiated Lower Band Edge Plot Antenna 1b (Peak – UNII Band 3 – RU26)**

FCC ID: BCGA2072	<b>PCTEST</b> Proud to be part of element	MEASUREMENT REPORT (CERTIFICATION)	Approved by: Quality Manager
Test Report S/N: 1C2004270030-13.BCG	Test Dates: 07/16/2020 - 09/08/2020	EUT Type: Tablet Device	Page 872 of 958

Worst Case Mode: 802.11ax  
Worst Case Transfer Rate: MCS11  
RU Index: 8  
Distance of Measurements: 3 Meters  
Operating Frequency: 5825MHz  
Channel: 165

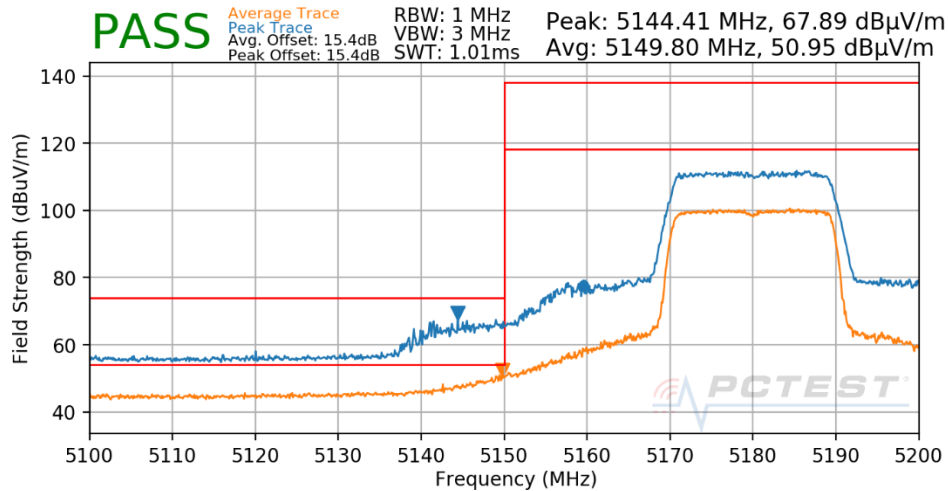


**Plot 7-1448. Radiated Upper Band Edge Plot Antenna 1b (Peak – UNII Band 3 – RU26)**

FCC ID: BCGA2072	<b>PCTEST</b> Proud to be part of element	<b>MEASUREMENT REPORT (CERTIFICATION)</b>	<b>Approved by:</b> Quality Manager
<b>Test Report S/N:</b> 1C2004270030-13.BCG	<b>Test Dates:</b> 07/16/2020 - 09/08/2020	<b>EUT Type:</b> Tablet Device	Page 873 of 958

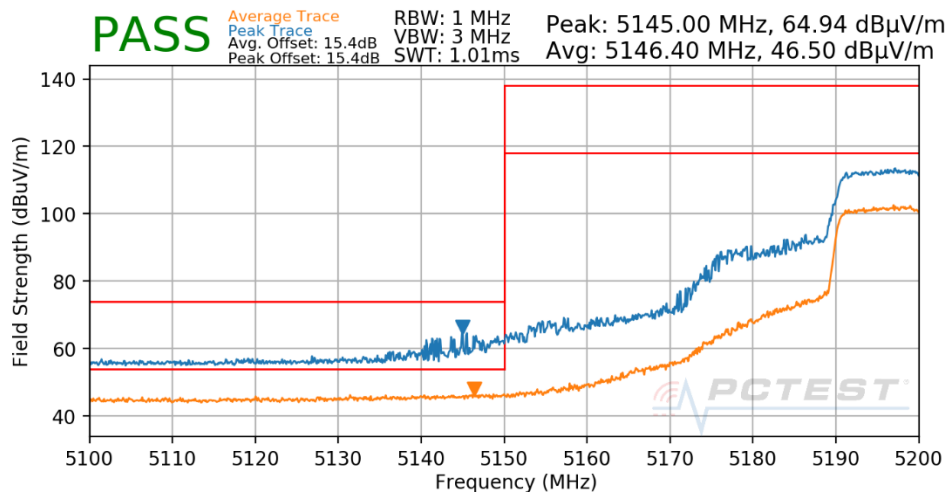
## RU242

Worst Case Mode: 802.11ax  
Worst Case Transfer Rate: MCS11  
RU Index: 61  
Distance of Measurements: 3 Meters  
Operating Frequency: 5180MHz  
Channel: 36



**Plot 7-1449. Radiated Lower Band Edge Plot Antenna 1b (Peak & Average – UNII Band 1 – RU242)**

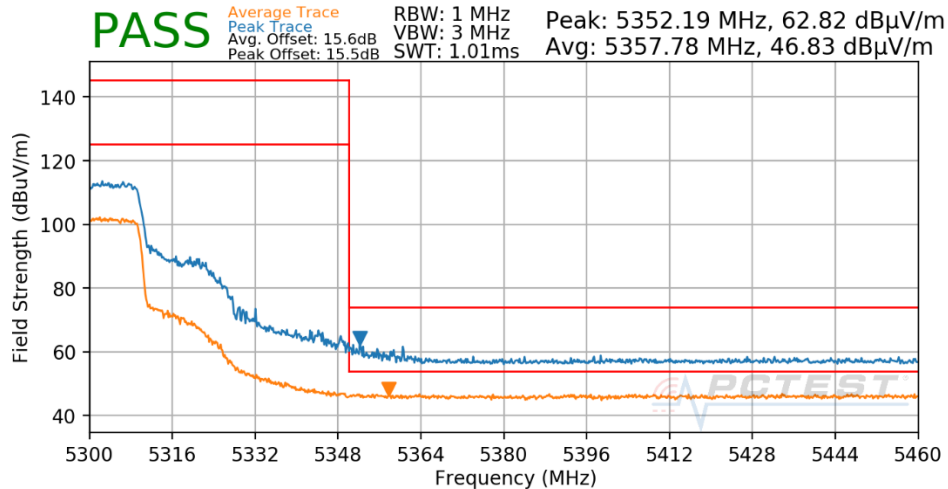
Worst Case Mode: 802.11ax  
Worst Case Transfer Rate: MCS11  
RU Index: 61  
Distance of Measurements: 3 Meters  
Operating Frequency: 5200MHz  
Channel: 40



**Plot 7-1450. Radiated Lower Band Edge Plot Antenna 1b (Peak & Average – UNII Band 1 – RU242)**

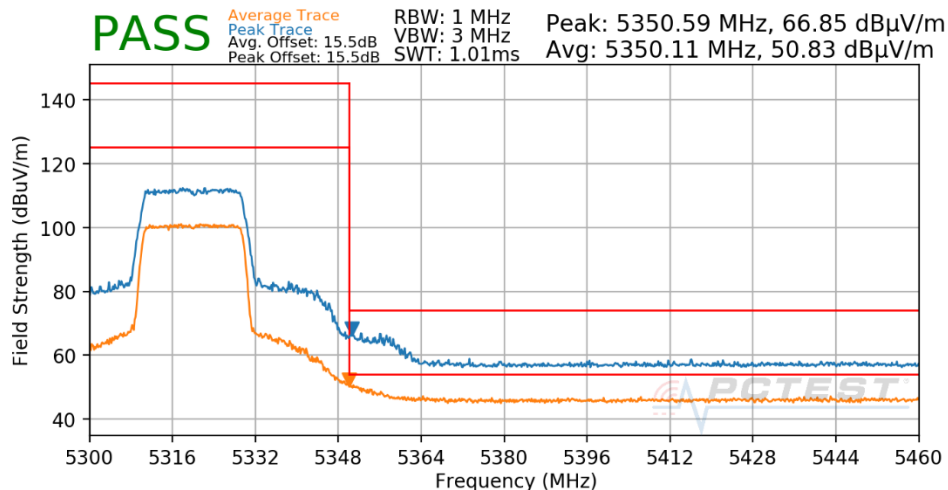
FCC ID: BCGA2072	<b>PCTEST</b> Proud to be part of element	MEASUREMENT REPORT (CERTIFICATION)	Approved by: Quality Manager
Test Report S/N: 1C2004270030-13.BCG	Test Dates: 07/16/2020 - 09/08/2020	EUT Type: Tablet Device	Page 874 of 958

Worst Case Mode: 802.11ax  
Worst Case Transfer Rate: MCS11  
RU Index: 61  
Distance of Measurements: 3 Meters  
Operating Frequency: 5300MHz  
Channel: 60



**Plot 7-1451. Radiated Upper Band Edge Plot Antenna 1b (Peak & Average – UNII Band 2A – RU242)**

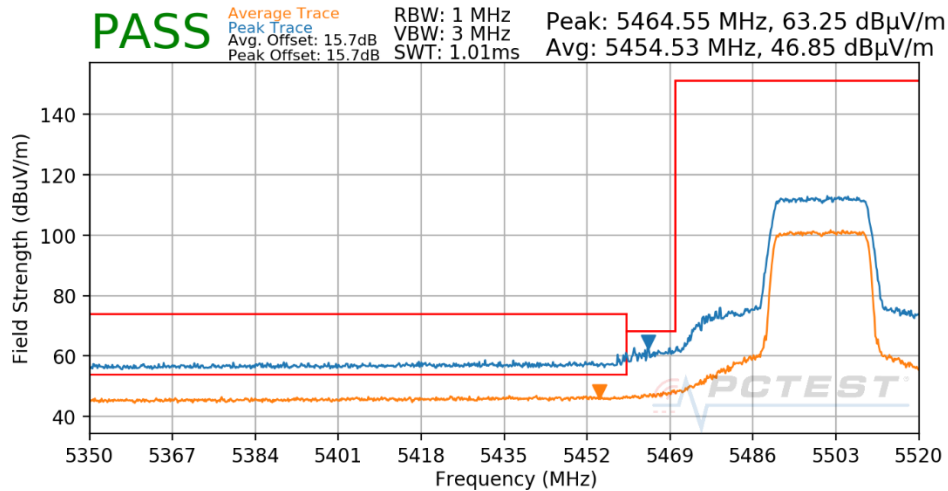
Worst Case Mode: 802.11ax  
Worst Case Transfer Rate: MCS11  
RU Index: 61  
Distance of Measurements: 3 Meters  
Operating Frequency: 5320MHz  
Channel: 64



**Plot 7-1452. Radiated Upper Band Edge Plot Antenna 1b (Peak & Average – UNII Band 2A – RU242)**

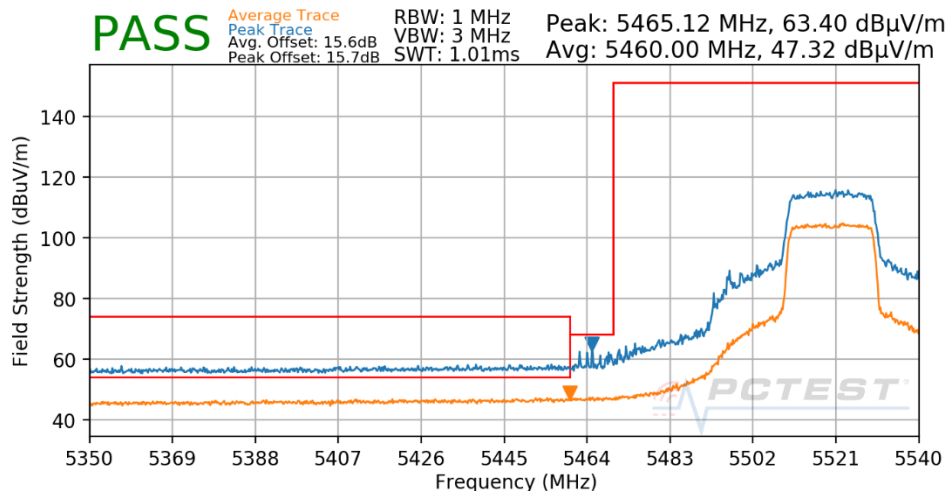
FCC ID: BCGA2072	<b>PCTEST</b> Proud to be part of element	MEASUREMENT REPORT (CERTIFICATION)	Approved by: Quality Manager
Test Report S/N: 1C2004270030-13.BCG	Test Dates: 07/16/2020 - 09/08/2020	EUT Type: Tablet Device	Page 875 of 958

Worst Case Mode: 802.11ax  
Worst Case Transfer Rate: MCS11  
RU Index: 61  
Distance of Measurements: 3 Meters  
Operating Frequency: 5500MHz  
Channel: 100



**Plot 7-1453. Radiated Lower Band Edge Plot Antenna 1b (Peak & Average – UNII Band 2C – RU242)**

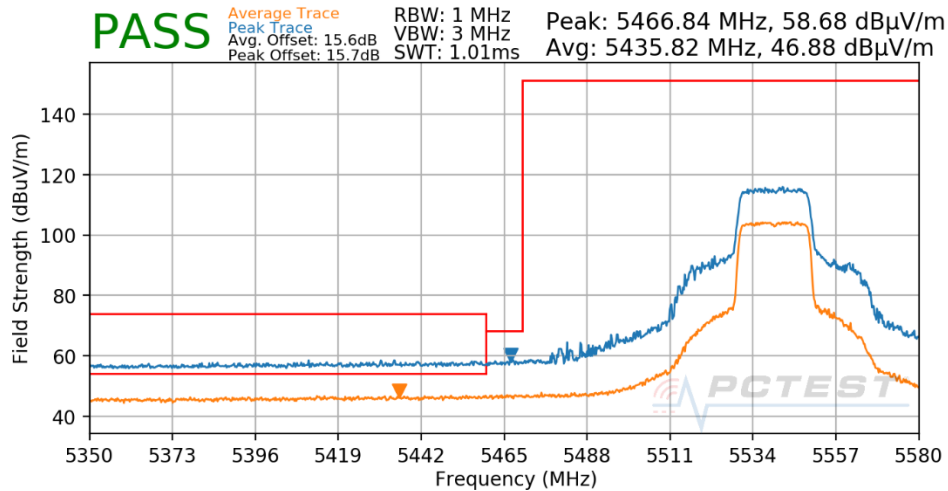
Worst Case Mode: 802.11ax  
Worst Case Transfer Rate: MCS11  
RU Index: 61  
Distance of Measurements: 3 Meters  
Operating Frequency: 5520MHz  
Channel: 104



**Plot 7-1454. Radiated Lower Band Edge Plot Antenna 1b (Peak & Average – UNII Band 2C – RU242)**

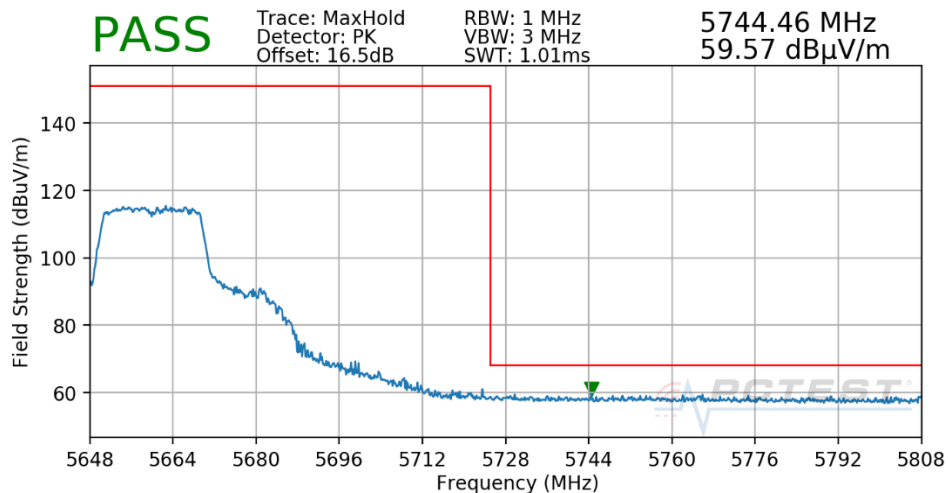
FCC ID: BCGA2072	<b>PCTEST</b> Proud to be part of element	MEASUREMENT REPORT (CERTIFICATION)	Approved by: Quality Manager
Test Report S/N: 1C2004270030-13.BCG	Test Dates: 07/16/2020 - 09/08/2020	EUT Type: Tablet Device	Page 876 of 958

Worst Case Mode: 802.11ax  
Worst Case Transfer Rate: MCS11  
RU Index: 61  
Distance of Measurements: 3 Meters  
Operating Frequency: 5540MHz  
Channel: 108



**Plot 7-1455. Radiated Lower Band Edge Plot Antenna 1b (Peak & Average – UNII Band 2C – RU242)**

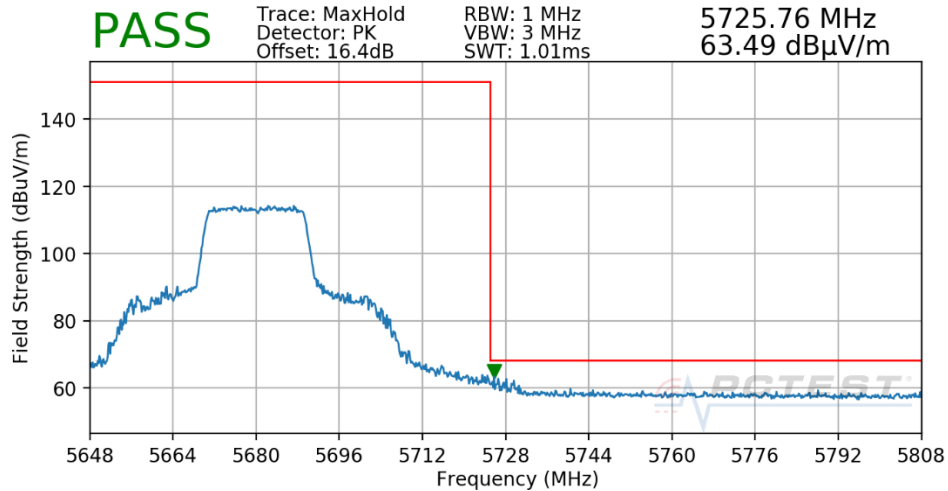
Worst Case Mode: 802.11ax  
Worst Case Transfer Rate: MCS11  
RU Index: 61  
Distance of Measurements: 3 Meters  
Operating Frequency: 5660MHz  
Channel: 132



**Plot 7-1456. Radiated Upper Band Edge Plot Antenna 1b (Peak – UNII Band 2C – RU242)**

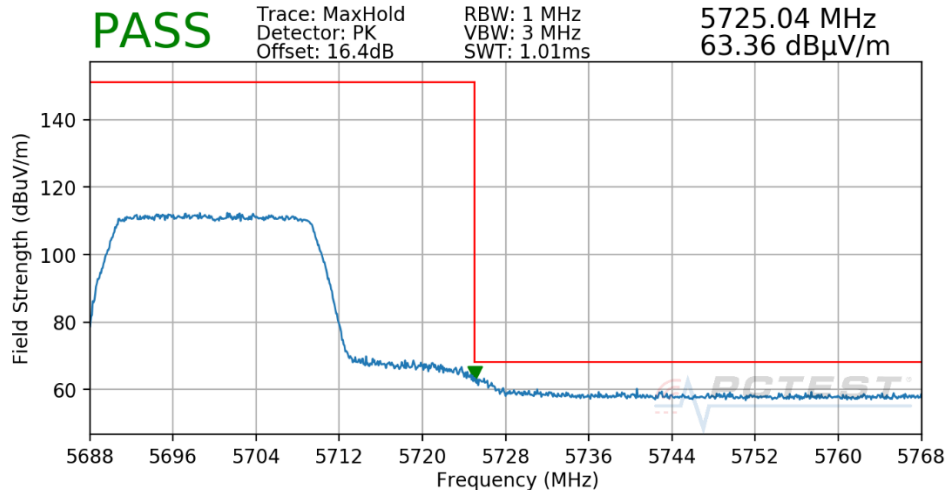
FCC ID: BCGA2072	<b>PCTEST</b> Proud to be part of element	<b>MEASUREMENT REPORT (CERTIFICATION)</b>	Approved by: Quality Manager
Test Report S/N: 1C2004270030-13.BCG	Test Dates: 07/16/2020 - 09/08/2020	EUT Type: Tablet Device	Page 877 of 958

Worst Case Mode: 802.11ax  
Worst Case Transfer Rate: MCS11  
RU Index: 61  
Distance of Measurements: 3 Meters  
Operating Frequency: 5680MHz  
Channel: 136



**Plot 7-1457. Radiated Upper Band Edge Plot Antenna 1b (Peak – UNII Band 2C – RU242)**

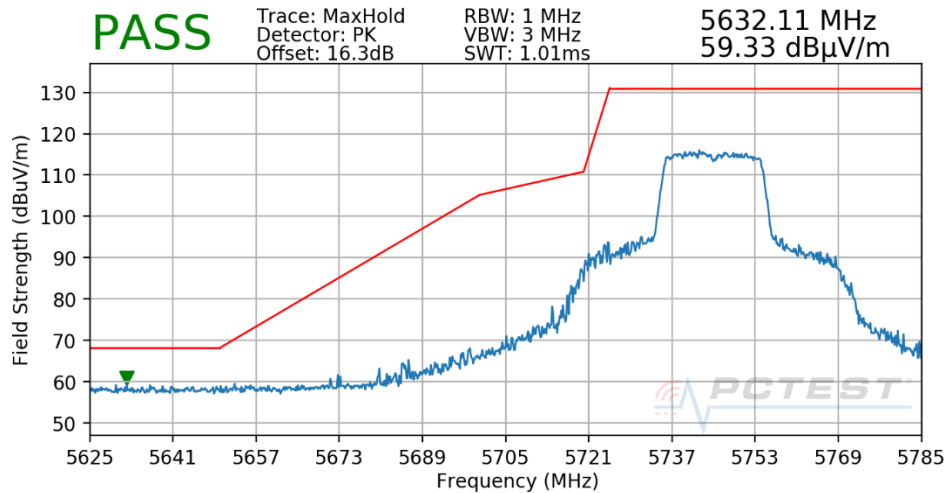
Worst Case Mode: 802.11ax  
Worst Case Transfer Rate: MCS11  
RU Index: 61  
Distance of Measurements: 3 Meters  
Operating Frequency: 5700MHz  
Channel: 140



**Plot 7-1458. Radiated Upper Band Edge Plot Antenna 1b (Peak – UNII Band 2C – RU242)**

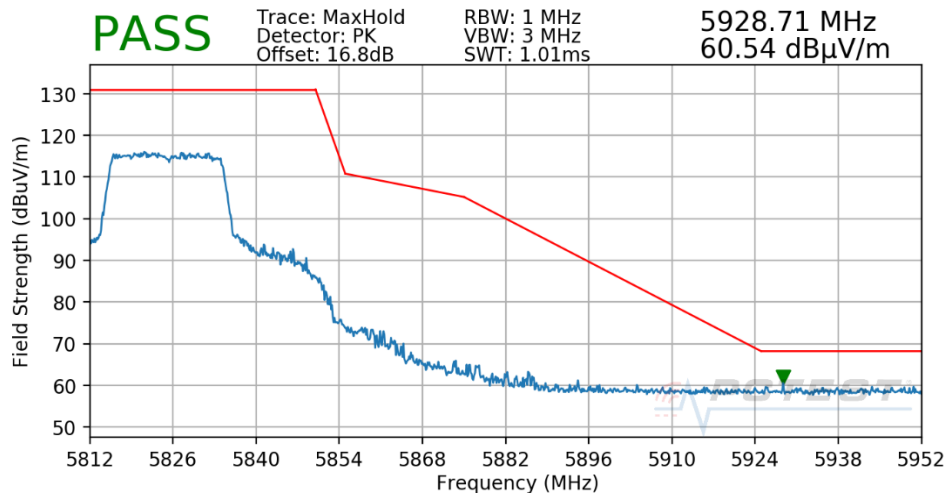
FCC ID: BCGA2072	<b>PCTEST</b> Proud to be part of element	MEASUREMENT REPORT (CERTIFICATION)	Approved by: Quality Manager
Test Report S/N: 1C2004270030-13.BCG	Test Dates: 07/16/2020 - 09/08/2020	EUT Type: Tablet Device	Page 878 of 958

Worst Case Mode: 802.11ax  
Worst Case Transfer Rate: MCS11  
RU Index: 61  
Distance of Measurements: 3 Meters  
Operating Frequency: 5745MHz  
Channel: 149



**Plot 7-1459. Radiated Lower Band Edge Plot Antenna 1b (Peak – UNII Band 3 – RU242)**

Worst Case Mode: 802.11ax  
Worst Case Transfer Rate: MCS11  
RU Index: 61  
Distance of Measurements: 3 Meters  
Operating Frequency: 5825MHz  
Channel: 165



**Plot 7-1460. Radiated Upper Band Edge Plot Antenna 1b (Peak – UNII Band 3 – RU242)**

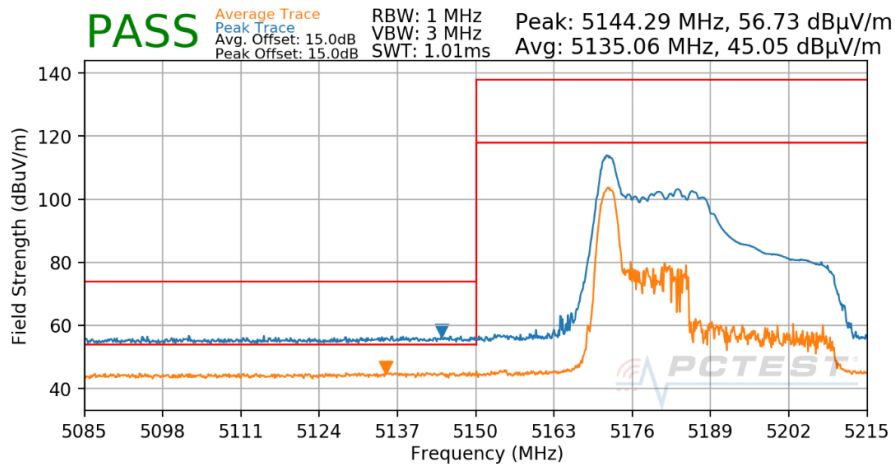
FCC ID: BCGA2072	<b>PCTEST</b> Proud to be part of element	<b>MEASUREMENT REPORT (CERTIFICATION)</b>	Approved by: Quality Manager
Test Report S/N: 1C2004270030-13.BCG	Test Dates: 07/16/2020 - 09/08/2020	EUT Type: Tablet Device	Page 879 of 958



## 7.6.13 Antenna 1b Radiated Band Edge Measurements (40MHz BW) §15.407(b.1)(b.2) §15.205 §15.209; RSS-Gen [8.9]

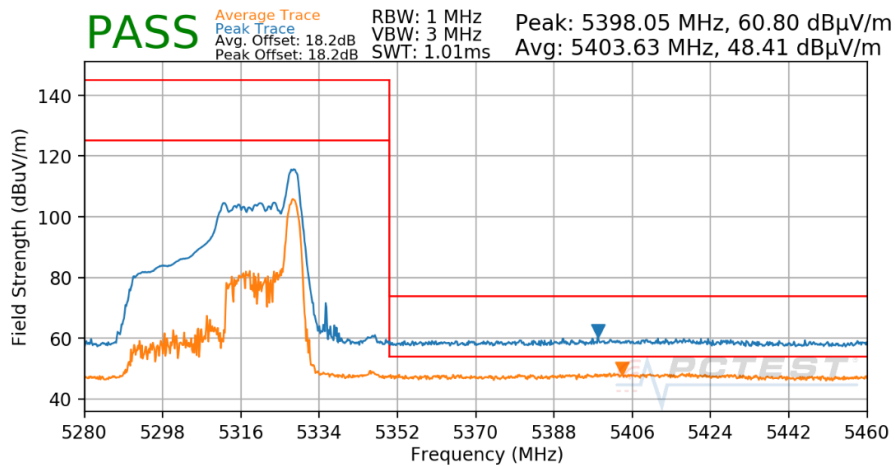
### RU26

Worst Case Mode:	802.11ax
Worst Case Transfer Rate:	MCS11
RU Index:	0
Distance of Measurements:	3 Meters
Operating Frequency:	5190MHz
Channel:	38



**Plot 7-1461. Radiated Lower Band Edge Plot Antenna 1b (Peak & Average – UNII Band 1 – RU26)**

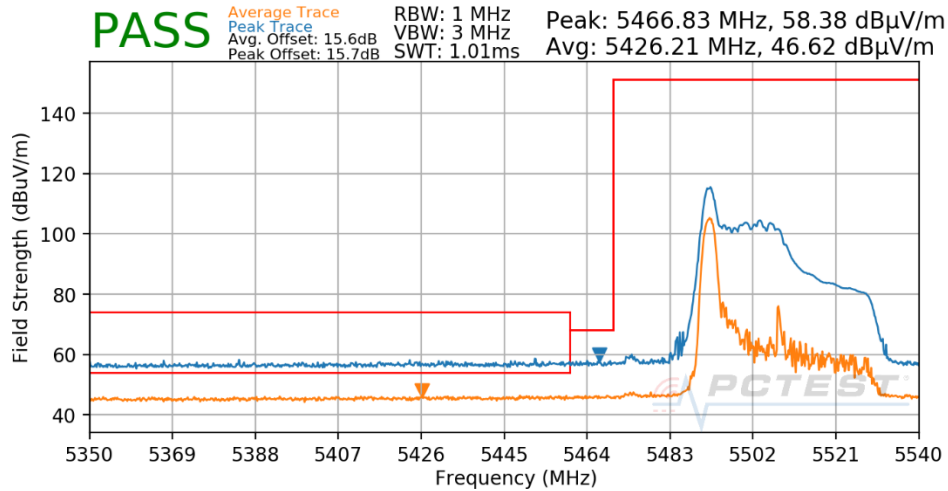
Worst Case Mode:	802.11ax
Worst Case Transfer Rate:	MCS11
RU Index:	17
Distance of Measurements:	3 Meters
Operating Frequency:	5310MHz
Channel:	62



**Plot 7-1462. Radiated Upper Band Edge Plot Antenna 1b (Peak & Average – UNII Band 2A – RU26)**

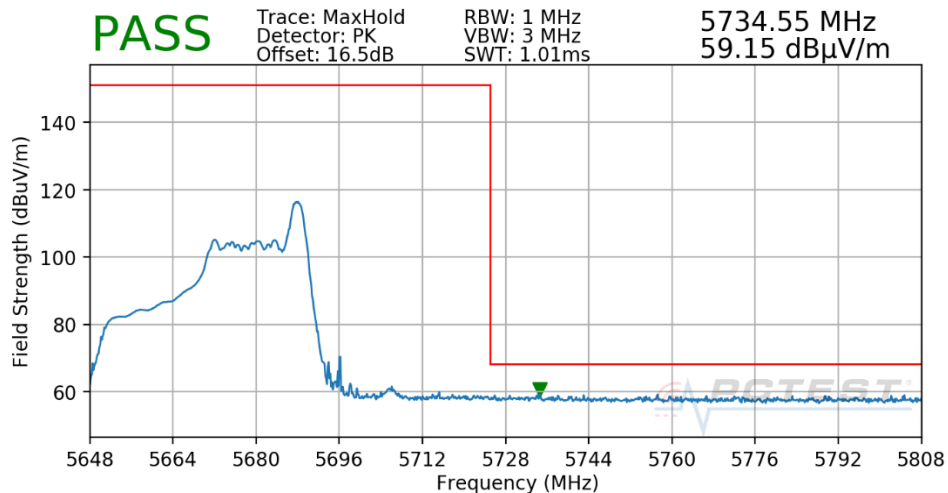
FCC ID: BCGA2072	<b>PCTEST</b> Proud to be part of element	MEASUREMENT REPORT (CERTIFICATION)	Approved by: Quality Manager
Test Report S/N: 1C2004270030-13.BCG	Test Dates: 07/16/2020 - 09/08/2020	EUT Type: Tablet Device	Page 880 of 958

Worst Case Mode: 802.11ax  
Worst Case Transfer Rate: MCS11  
RU Index: 0  
Distance of Measurements: 3 Meters  
Operating Frequency: 5510MHz  
Channel: 102



**Plot 7-1463. Radiated Lower Band Edge Plot Antenna 1b (Peak & Average – UNII Band 2C – RU26)**

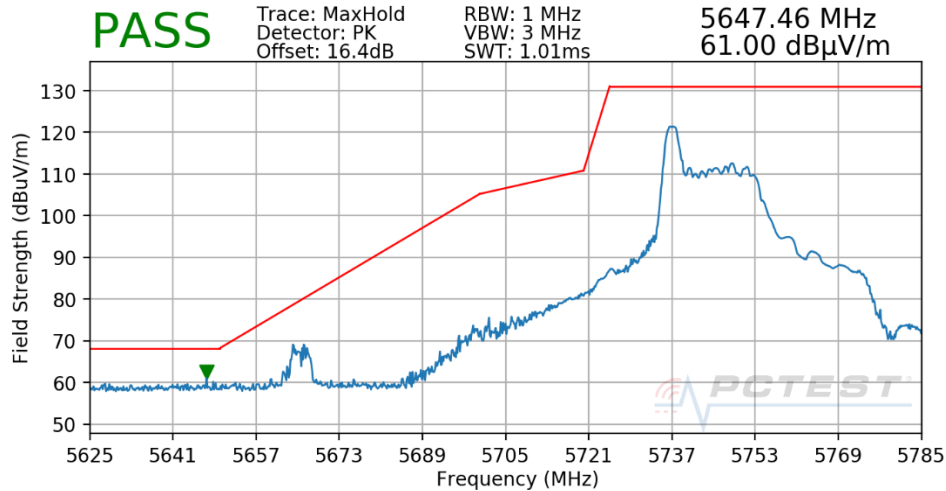
Worst Case Mode: 802.11ax  
Worst Case Transfer Rate: MCS11  
RU Index: 17  
Distance of Measurements: 3 Meters  
Operating Frequency: 5670MHz  
Channel: 134



**Plot 7-1464. Radiated Upper Band Edge Plot Antenna 1b (Peak – UNII Band 2C – RU26)**

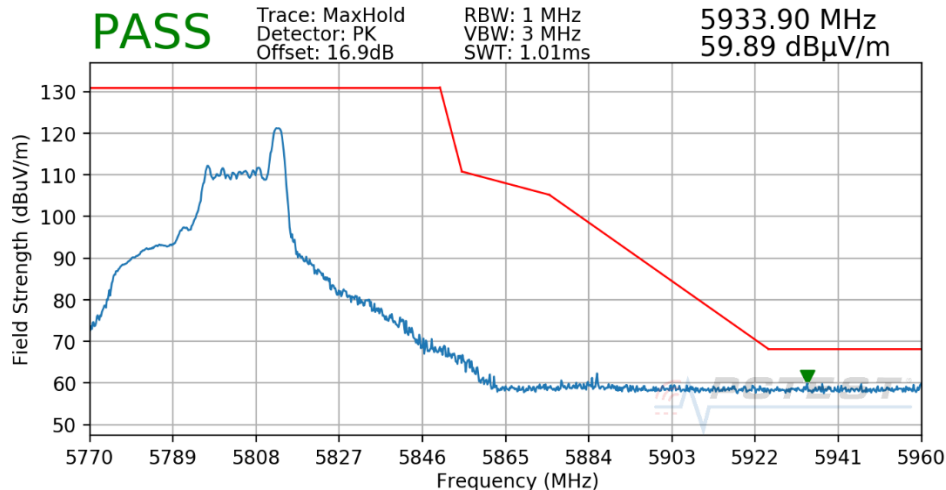
FCC ID: BCGA2072	<b>PCTEST</b> Proud to be part of element	MEASUREMENT REPORT (CERTIFICATION)	Approved by: Quality Manager
Test Report S/N: 1C2004270030-13.BCG	Test Dates: 07/16/2020 - 09/08/2020	EUT Type: Tablet Device	Page 881 of 958

Worst Case Mode: 802.11ax  
Worst Case Transfer Rate: MCS11  
RU Index: 0  
Distance of Measurements: 3 Meters  
Operating Frequency: 5755MHz  
Channel: 151



**Plot 7-1465. Radiated Lower Band Edge Plot Antenna 1b (Peak – UNII Band 3 – RU26)**

Worst Case Mode: 802.11ax  
Worst Case Transfer Rate: MCS11  
RU Index: 17  
Distance of Measurements: 3 Meters  
Operating Frequency: 5795MHz  
Channel: 159



**Plot 7-1466. Radiated Upper Band Edge Plot Antenna 1b (Peak – UNII Band 3 – RU26)**

FCC ID: BCGA2072	<b>PCTEST</b> Proud to be part of element	MEASUREMENT REPORT (CERTIFICATION)	Approved by: Quality Manager
Test Report S/N: 1C2004270030-13.BCG	Test Dates: 07/16/2020 - 09/08/2020	EUT Type: Tablet Device	Page 882 of 958