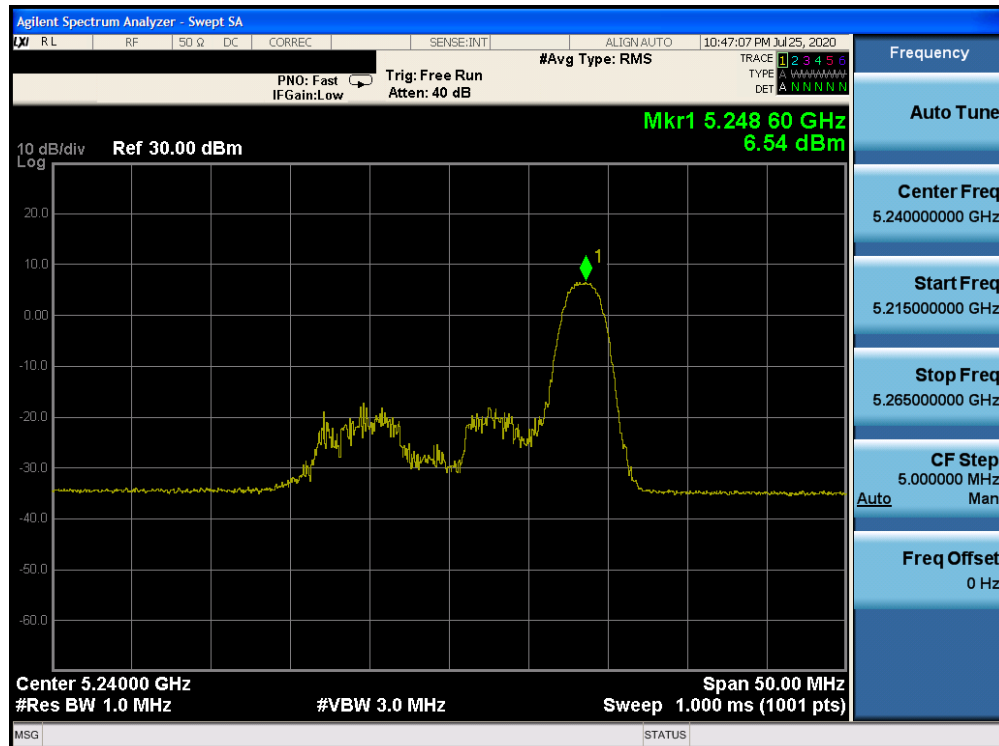
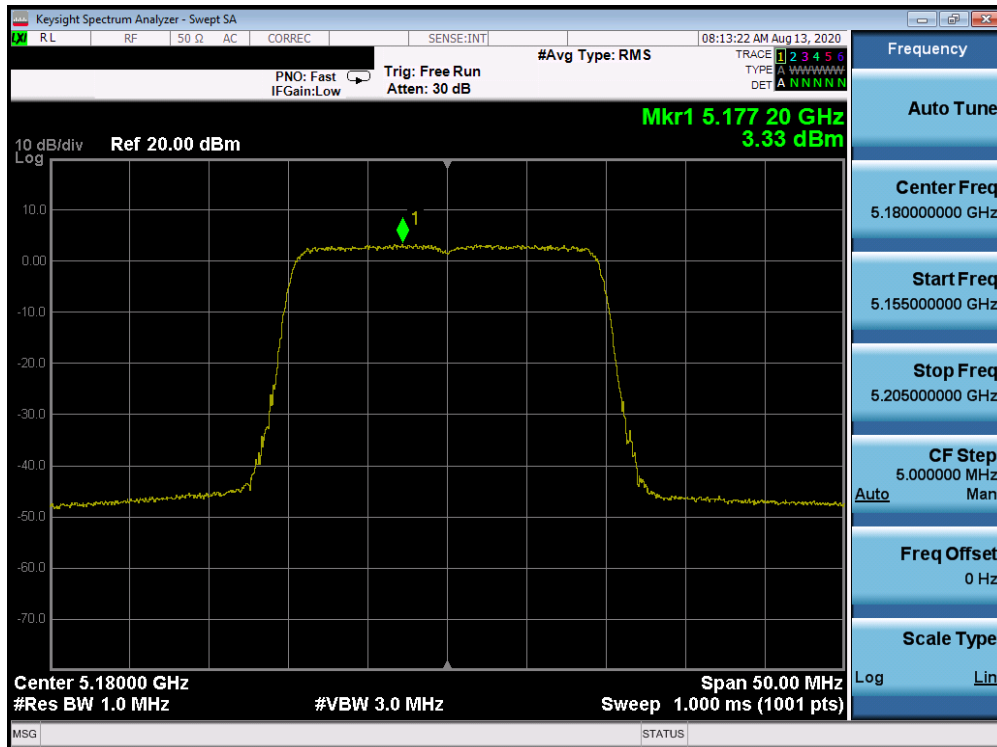


Plot 7-979. Power Spectral Density Plot CDD Diversity Antenna 2b (20MHz BW 802.11ax Index 8 – RU26 (UNII Band 1) – Ch. 48)

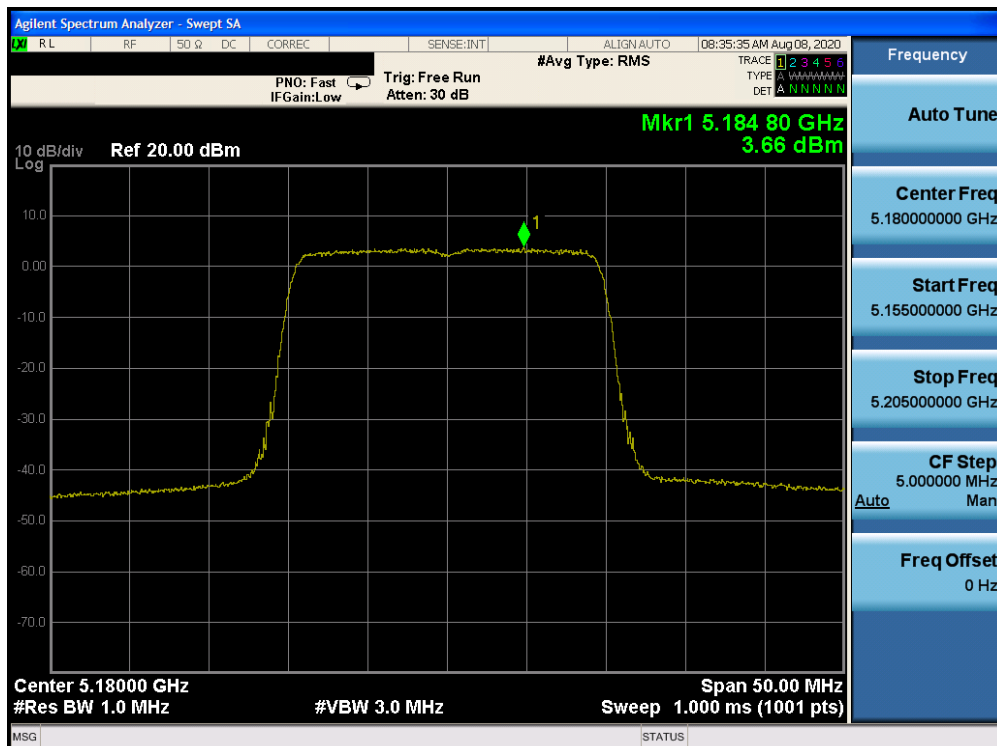


Plot 7-980. Power Spectral Density Plot CDD Diversity Antenna 1b (20MHz BW 802.11ax Index 8 – RU26 (UNII Band 1) – Ch. 48)

FCC ID: BCGA2072	PCTEST Proud to be part of element	MEASUREMENT REPORT (CERTIFICATION)	Approved by: Quality Manager
Test Report S/N: 1C2004270030-13.BCG	Test Dates: 07/16/2020 - 09/08/2020	EUT Type: Tablet Device	Page 587 of 958

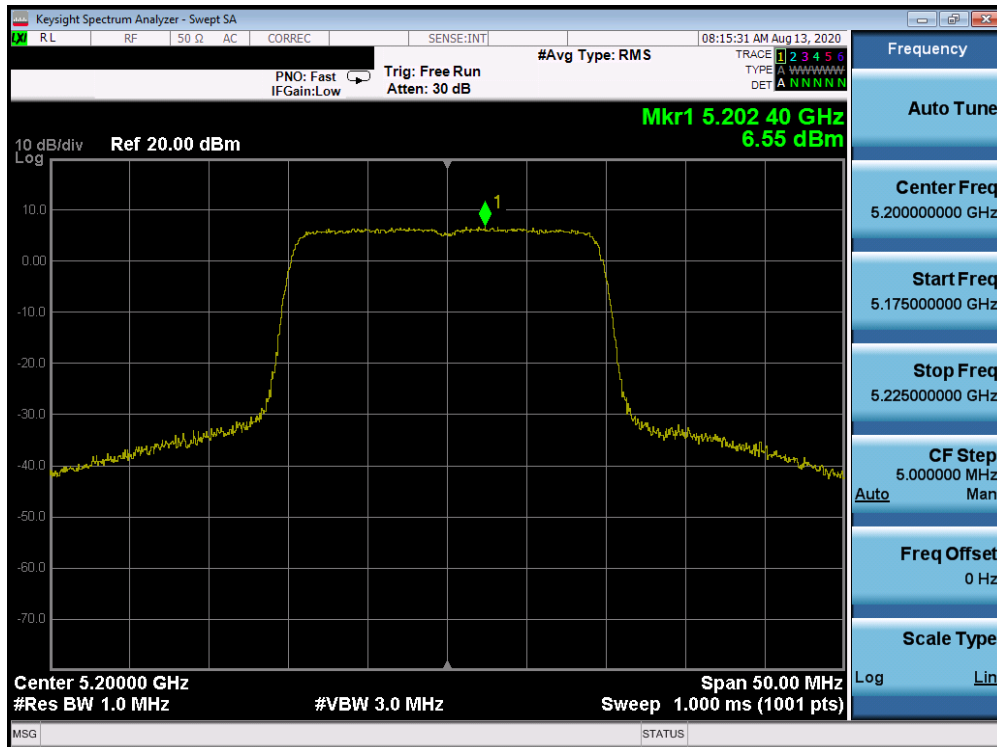


Plot 7-981. Power Spectral Density Plot CDD Diversity Antenna 2b (20MHz BW 802.11ax- RU242 (UNII Band 1) – Ch. 36)

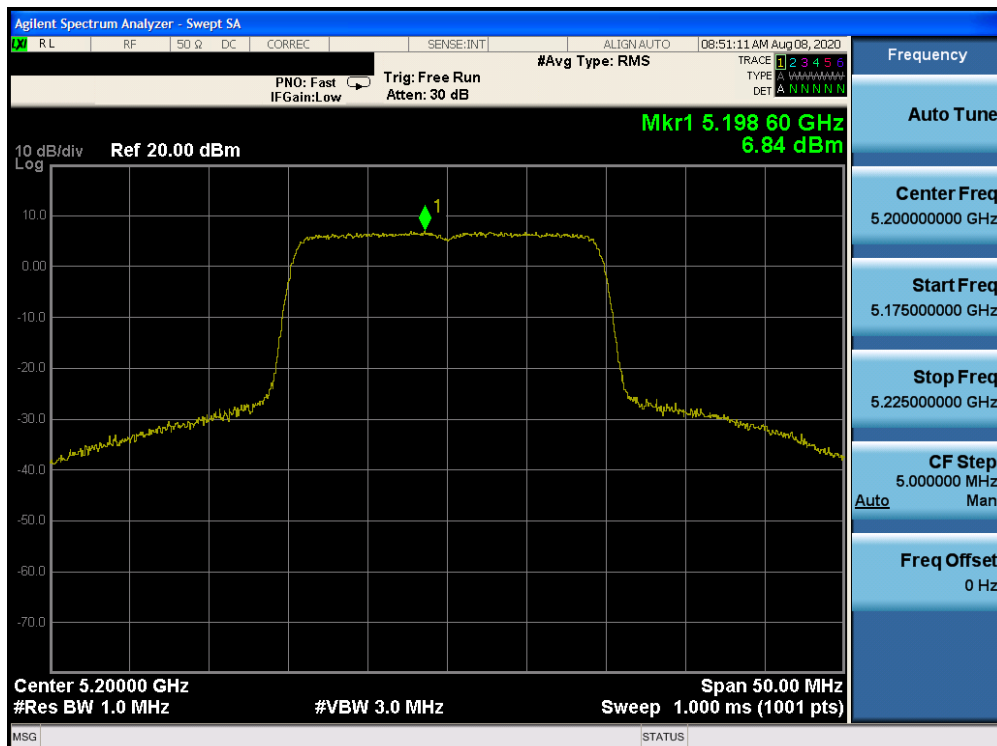


Plot 7-982. Power Spectral Density Plot CDD Diversity Antenna 1b (20MHz BW 802.11ax- RU242 (UNII Band 1) – Ch. 36)

FCC ID: BCGA2072	PCTEST Proud to be part of element	MEASUREMENT REPORT (CERTIFICATION)	Approved by: Quality Manager
Test Report S/N: 1C2004270030-13.BCG	Test Dates: 07/16/2020 - 09/08/2020	EUT Type: Tablet Device	Page 588 of 958

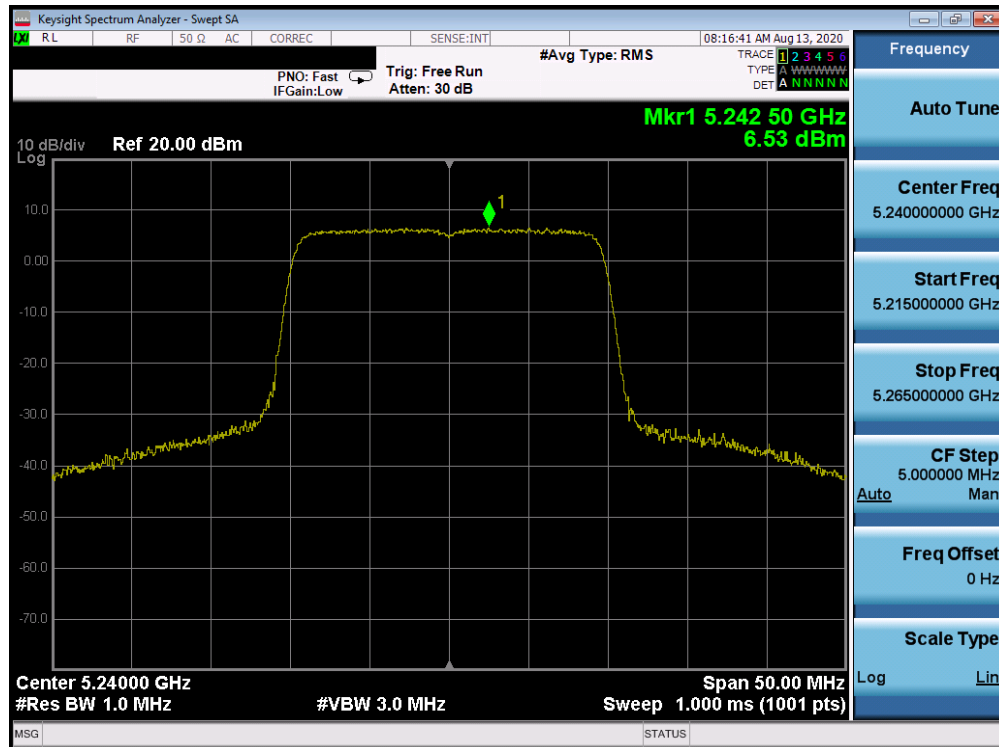


Plot 7-983. Power Spectral Density Plot CDD Diversity Antenna 2b (20MHz BW 802.11ax- RU242 (UNII Band 1) – Ch. 40)

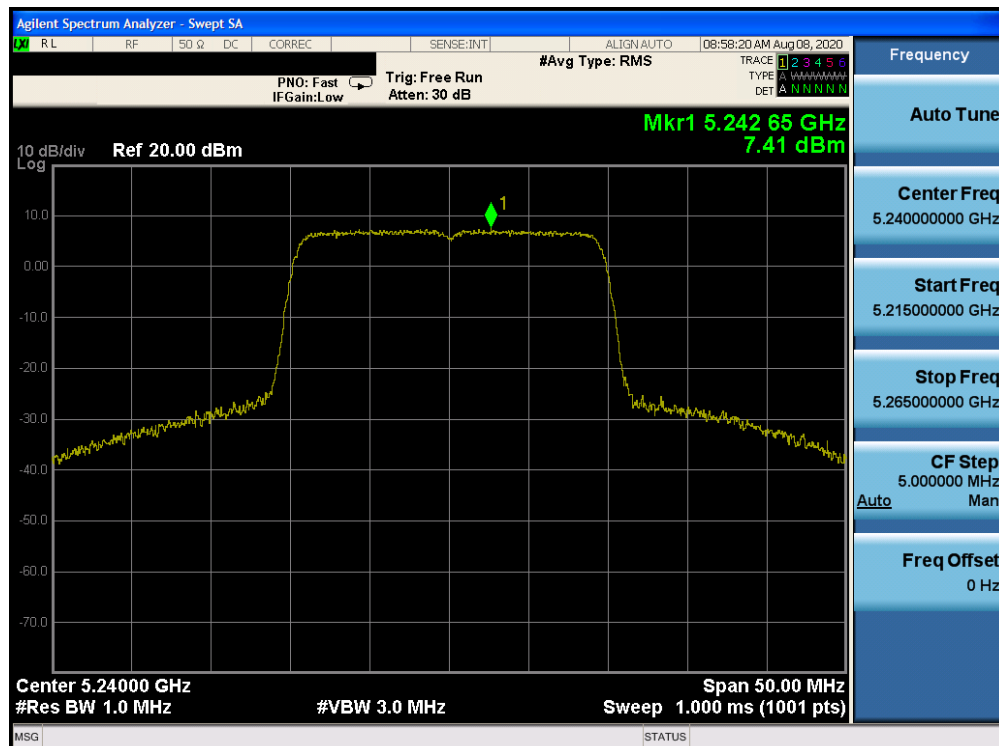


Plot 7-984. Power Spectral Density Plot CDD Diversity Antenna 1b (20MHz BW 802.11ax- RU242 (UNII Band 1) – Ch. 40)

FCC ID: BCGA2072	PCTEST Proud to be part of element	MEASUREMENT REPORT (CERTIFICATION)	Approved by: Quality Manager
Test Report S/N: 1C2004270030-13.BCG	Test Dates: 07/16/2020 - 09/08/2020	EUT Type: Tablet Device	Page 589 of 958

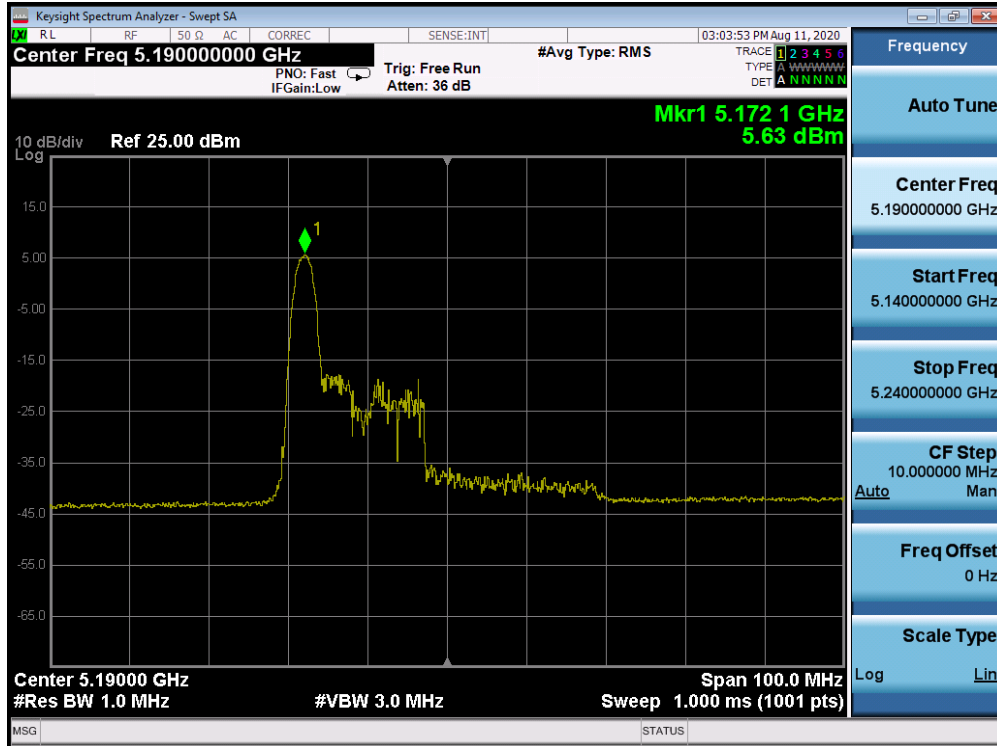


Plot 7-985. Power Spectral Density Plot CDD Diversity Antenna 2b (20MHz BW 802.11ax- RU242 (UNII Band 1) – Ch. 48)

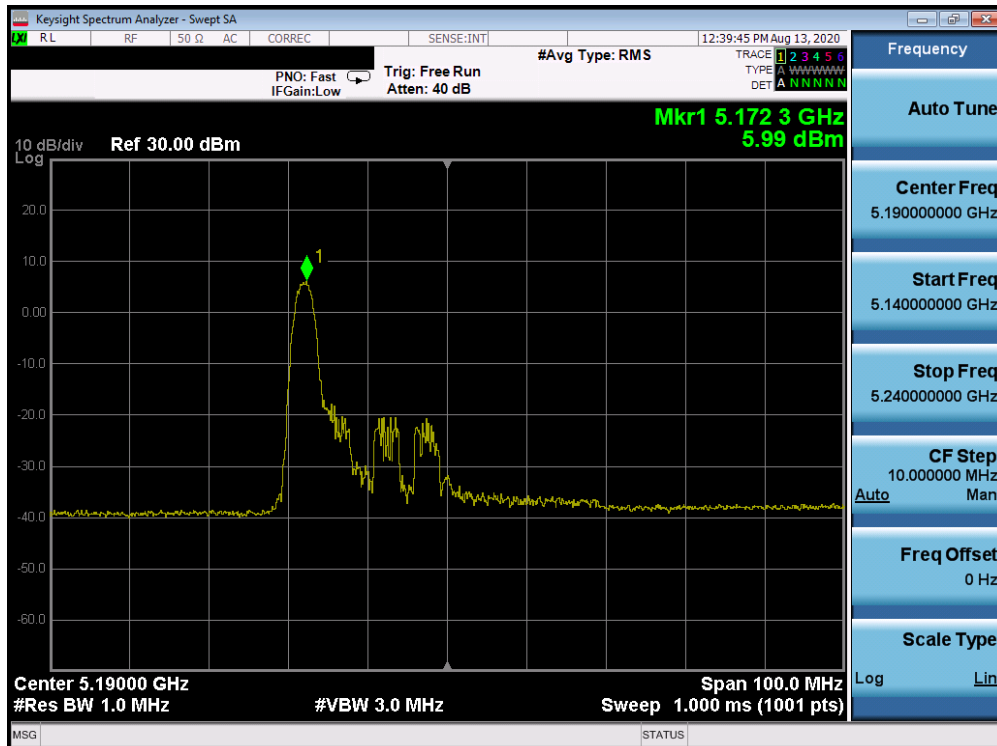


Plot 7-986. Power Spectral Density Plot CDD Diversity Antenna 1b (20MHz BW 802.11ax- RU242 (UNII Band 1) – Ch. 48)

FCC ID: BCGA2072	PCTEST Proud to be part of element	MEASUREMENT REPORT (CERTIFICATION)	Approved by: Quality Manager
Test Report S/N: 1C2004270030-13.BCG	Test Dates: 07/16/2020 - 09/08/2020	EUT Type: Tablet Device	Page 590 of 958



Plot 7-987. Power Spectral Density Plot CDD Diversity Antenna 2b (40MHz BW 802.11ax Index 0 – RU26 (UNII Band 1) – Ch. 38)

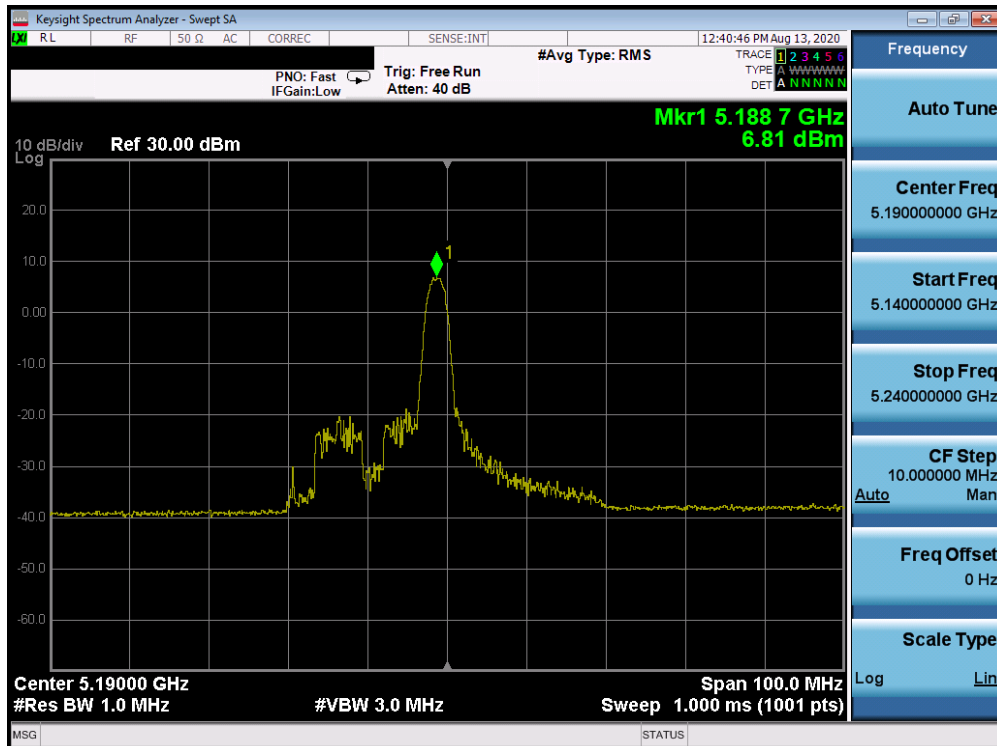


Plot 7-988. Power Spectral Density Plot CDD Diversity Antenna 1b (40MHz BW 802.11ax Index 0 – RU26 (UNII Band 1) – Ch. 38)

FCC ID: BCGA2072	PCTEST Proud to be part of element	MEASUREMENT REPORT (CERTIFICATION)	Approved by: Quality Manager
Test Report S/N: 1C2004270030-13.BCG	Test Dates: 07/16/2020 - 09/08/2020	EUT Type: Tablet Device	Page 591 of 958

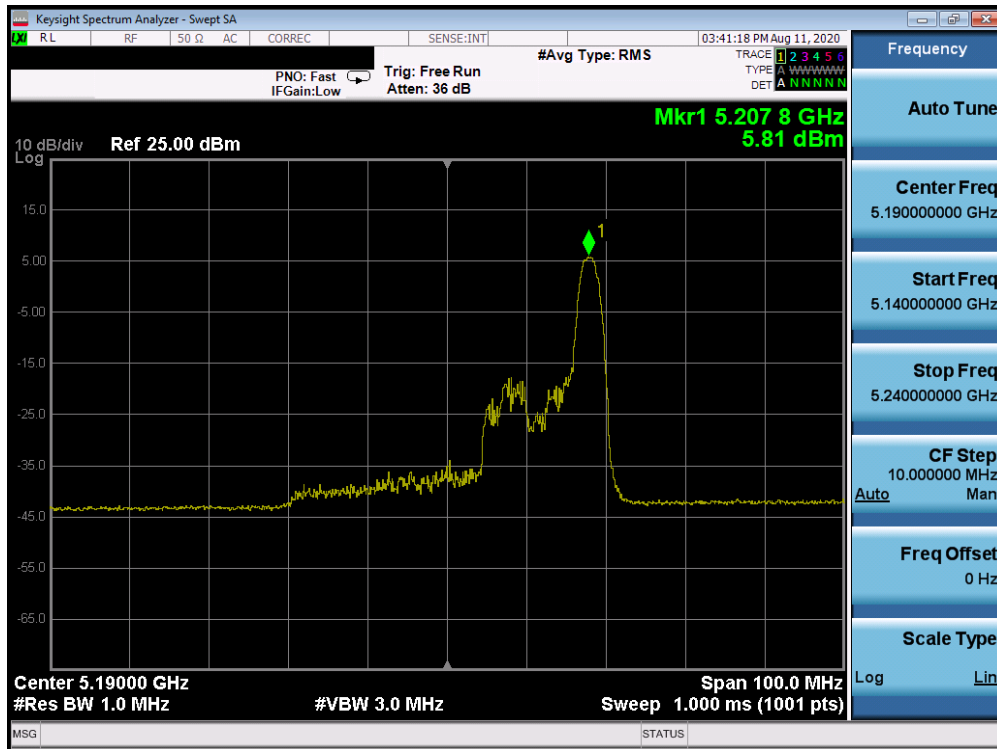


Plot 7-989. Power Spectral Density Plot CDD Diversity Antenna 2b (40MHz BW 802.11ax Index 8 – RU26 (UNII Band 1) – Ch. 38)

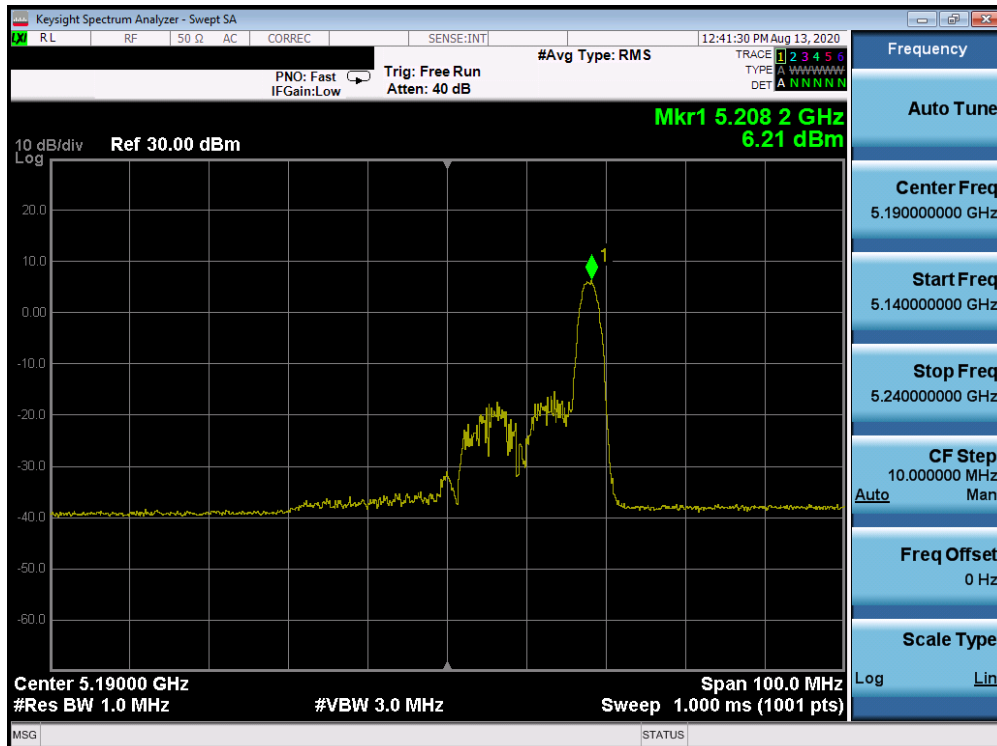


Plot 7-990. Power Spectral Density Plot CDD Diversity Antenna 1b (40MHz BW 802.11ax Index 8 – RU26 (UNII Band 1) – Ch. 38)

FCC ID: BCGA2072	PCTEST Proud to be part of element	MEASUREMENT REPORT (CERTIFICATION)	Approved by: Quality Manager
Test Report S/N: 1C2004270030-13.BCG	Test Dates: 07/16/2020 - 09/08/2020	EUT Type: Tablet Device	Page 592 of 958

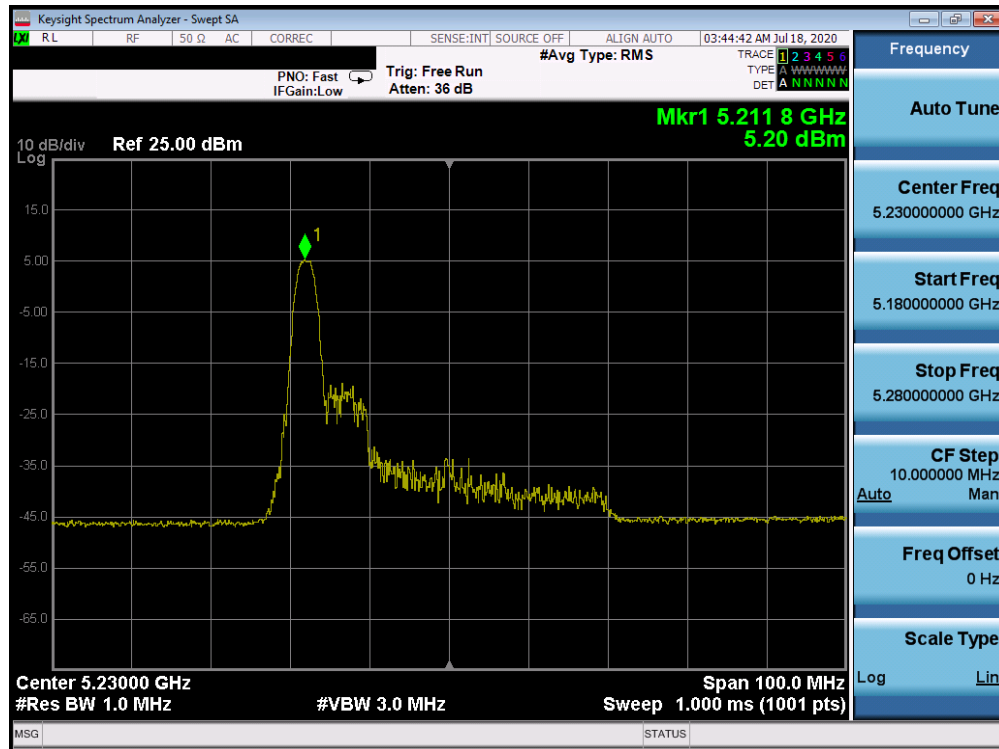


Plot 7-991. Power Spectral Density Plot CDD Diversity Antenna 2b (40MHz BW 802.11ax Index 17 – RU26 (UNII Band 1) – Ch. 38)

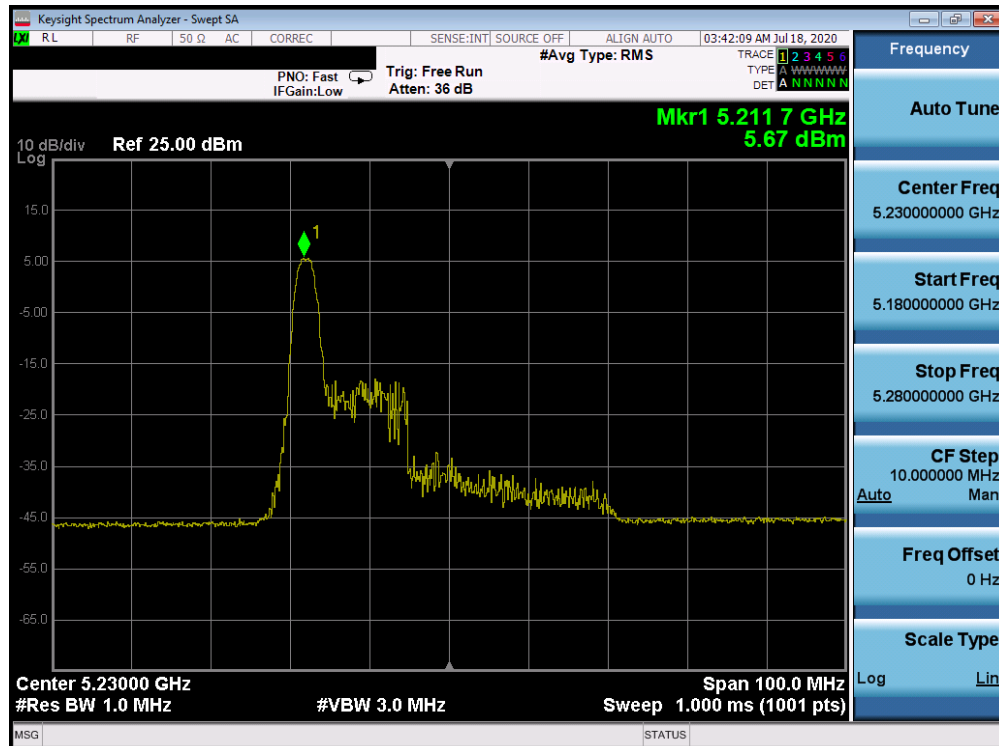


Plot 7-992. Power Spectral Density Plot CDD Diversity Antenna 1b (40MHz BW 802.11ax Index 17 – RU26 (UNII Band 1) – Ch. 38)

FCC ID: BCGA2072	PCTEST Proud to be part of element	MEASUREMENT REPORT (CERTIFICATION)	Approved by: Quality Manager
Test Report S/N: 1C2004270030-13.BCG	Test Dates: 07/16/2020 - 09/08/2020	EUT Type: Tablet Device	Page 593 of 958

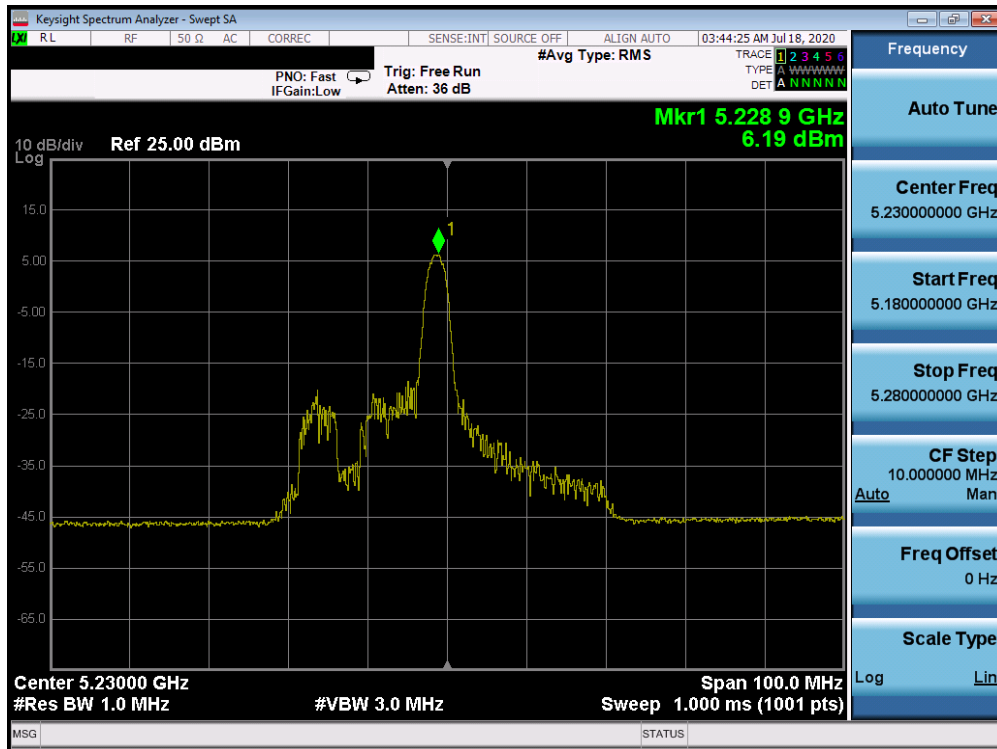


Plot 7-993. Power Spectral Density Plot CDD Diversity Antenna 2b (40MHz BW 802.11ax Index 0 – RU26 (UNII Band 1) – Ch. 46)

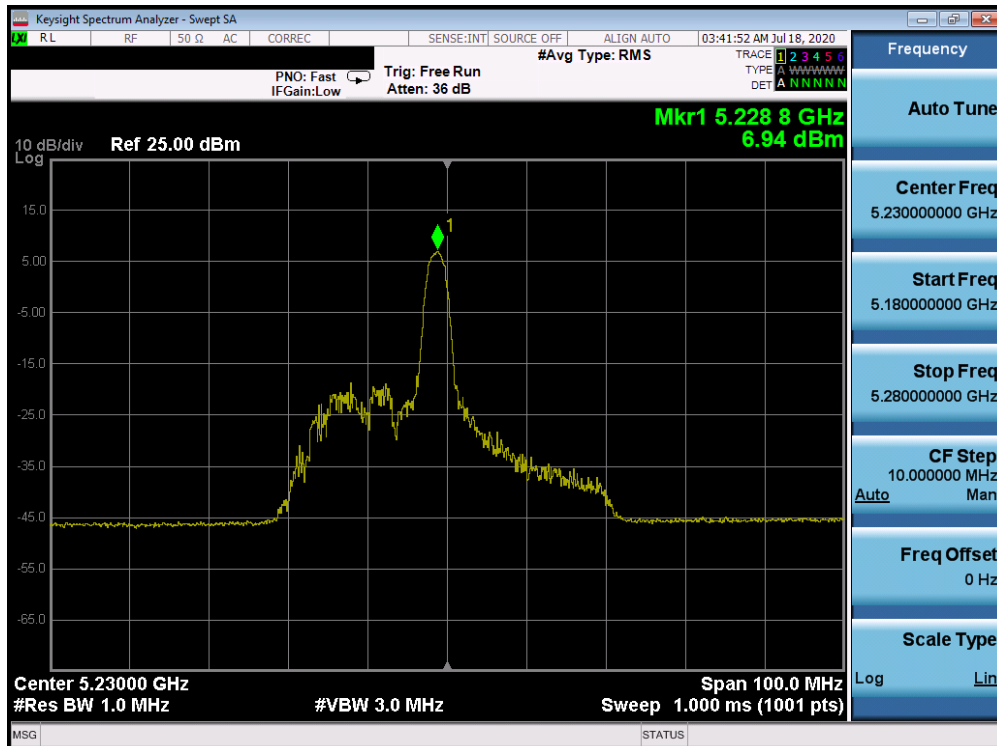


Plot 7-994. Power Spectral Density Plot CDD Diversity Antenna 1b (40MHz BW 802.11ax Index 0 – RU26 (UNII Band 1) – Ch. 46)

FCC ID: BCGA2072	PCTEST Proud to be part of element	MEASUREMENT REPORT (CERTIFICATION)	Approved by: Quality Manager
Test Report S/N: 1C2004270030-13.BCG	Test Dates: 07/16/2020 - 09/08/2020	EUT Type: Tablet Device	Page 594 of 958

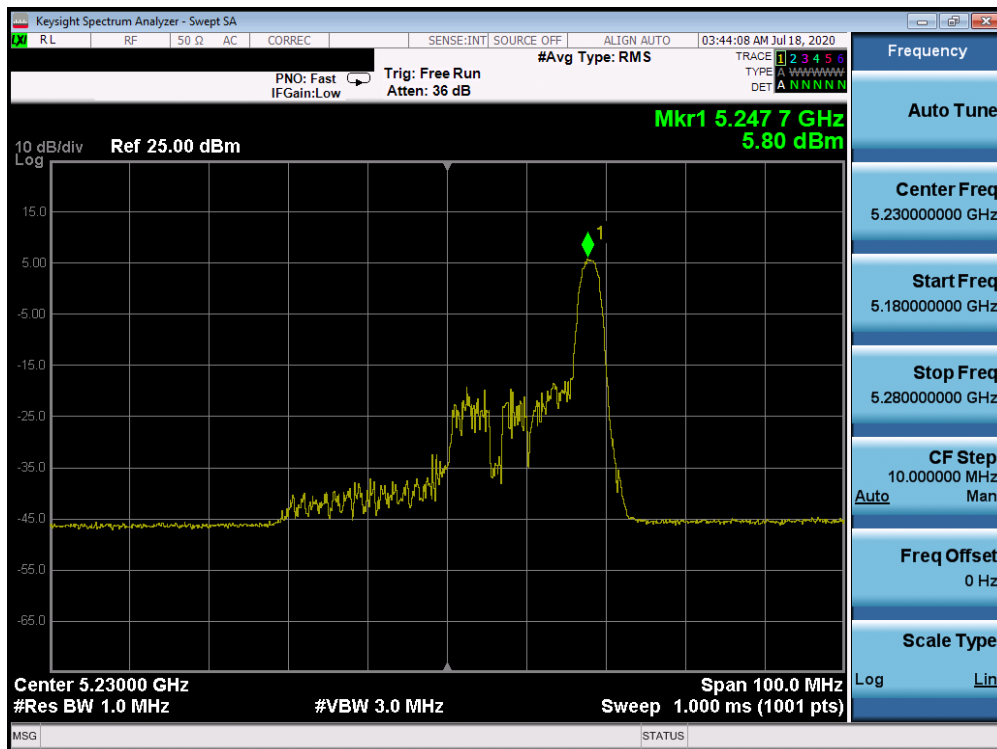


Plot 7-995. Power Spectral Density Plot CDD Diversity Antenna 2b (40MHz BW 802.11ax Index 8 – RU26 (UNII Band 1) – Ch. 46)

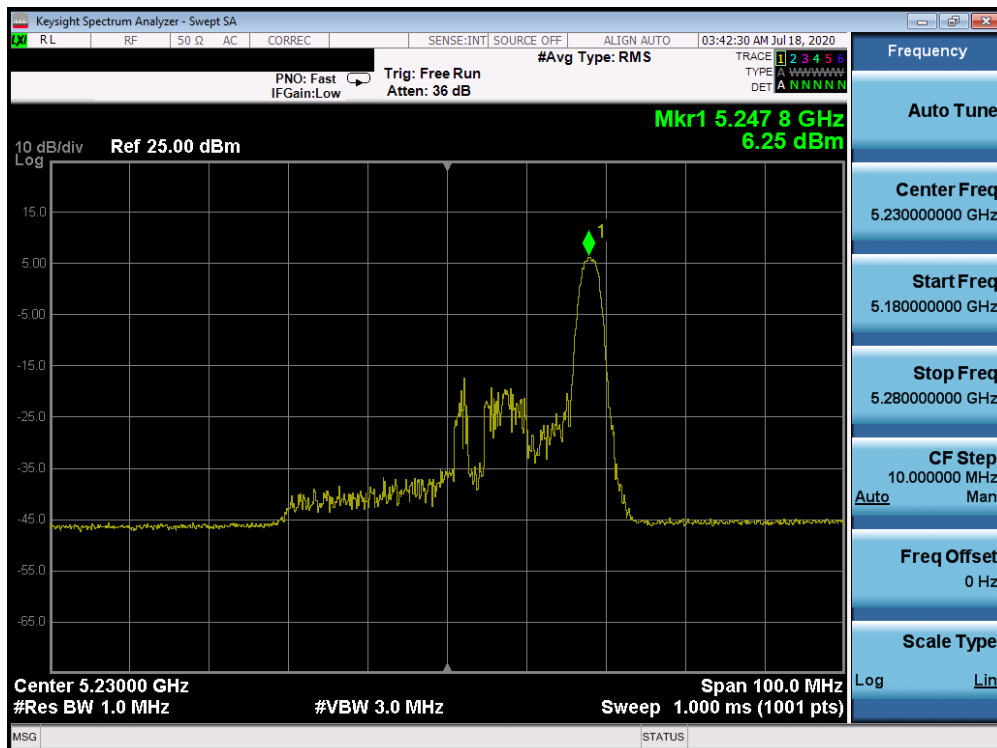


Plot 7-996. Power Spectral Density Plot CDD Diversity Antenna 1b (40MHz BW 802.11ax Index 8 – RU26 (UNII Band 1) – Ch. 46)

FCC ID: BCGA2072	PCTEST Proud to be part of element	MEASUREMENT REPORT (CERTIFICATION)	Approved by: Quality Manager
Test Report S/N: 1C2004270030-13.BCG	Test Dates: 07/16/2020 - 09/08/2020	EUT Type: Tablet Device	Page 595 of 958

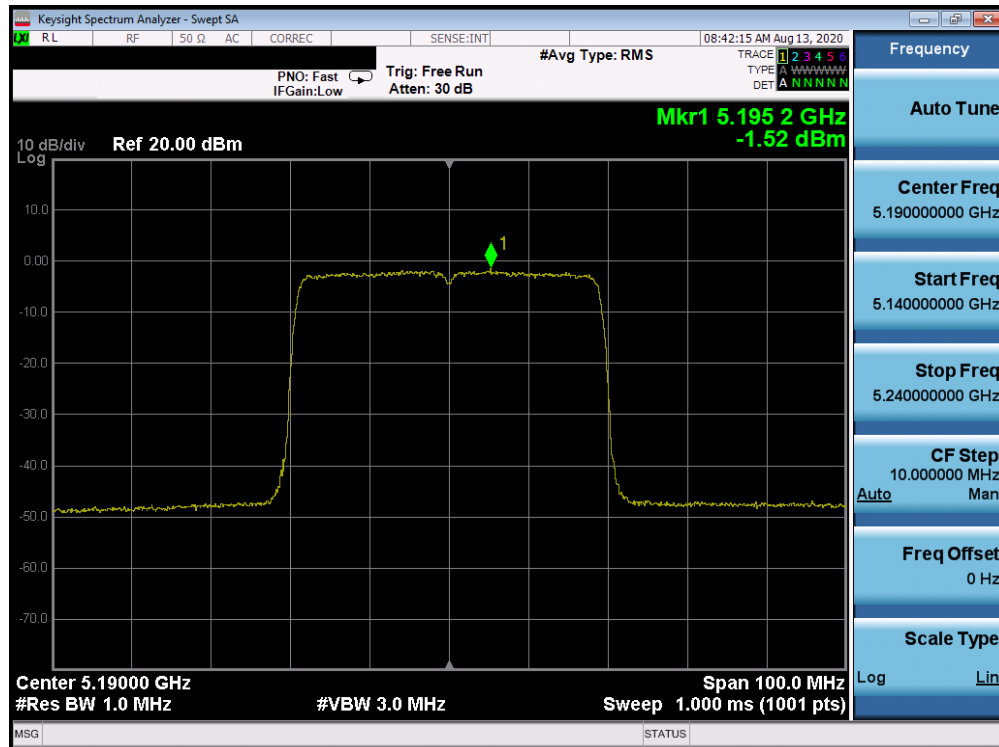


Plot 7-997. Power Spectral Density Plot CDD Diversity Antenna 2b (40MHz BW 802.11ax Index 17 – RU26 (UNII Band 1) – Ch. 46)

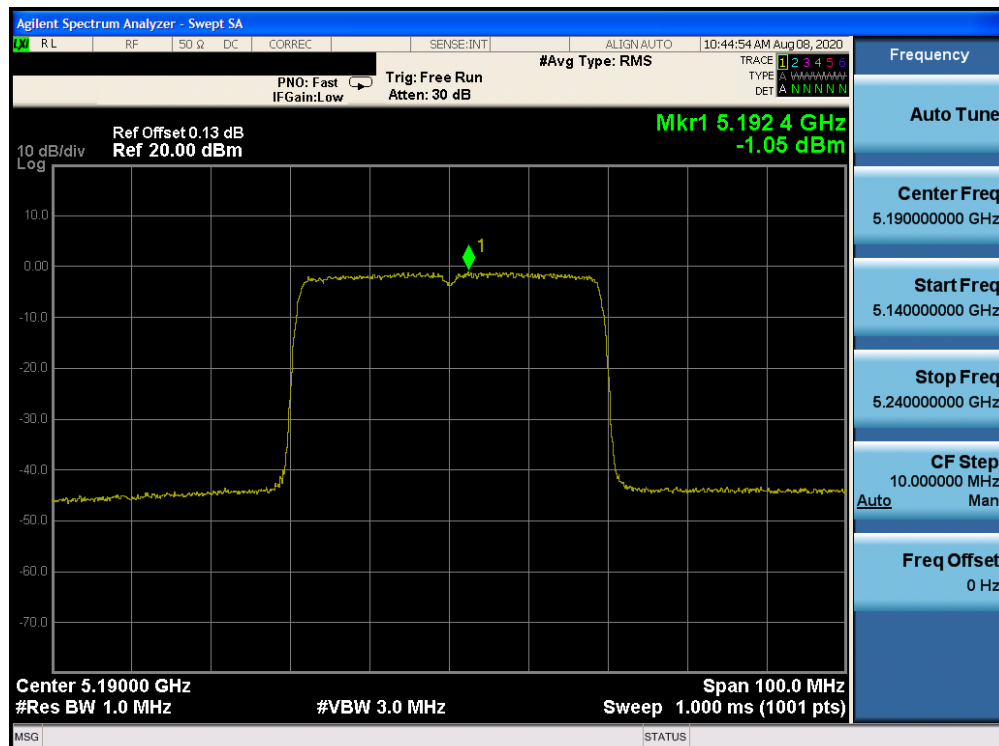


Plot 7-998. Power Spectral Density Plot CDD Diversity Antenna 1b (40MHz BW 802.11ax Index 17 – RU26 (UNII Band 1) – Ch. 46)

FCC ID: BCGA2072	PCTEST Proud to be part of element	MEASUREMENT REPORT (CERTIFICATION)	Approved by: Quality Manager
Test Report S/N: 1C2004270030-13.BCG	Test Dates: 07/16/2020 - 09/08/2020	EUT Type: Tablet Device	Page 596 of 958

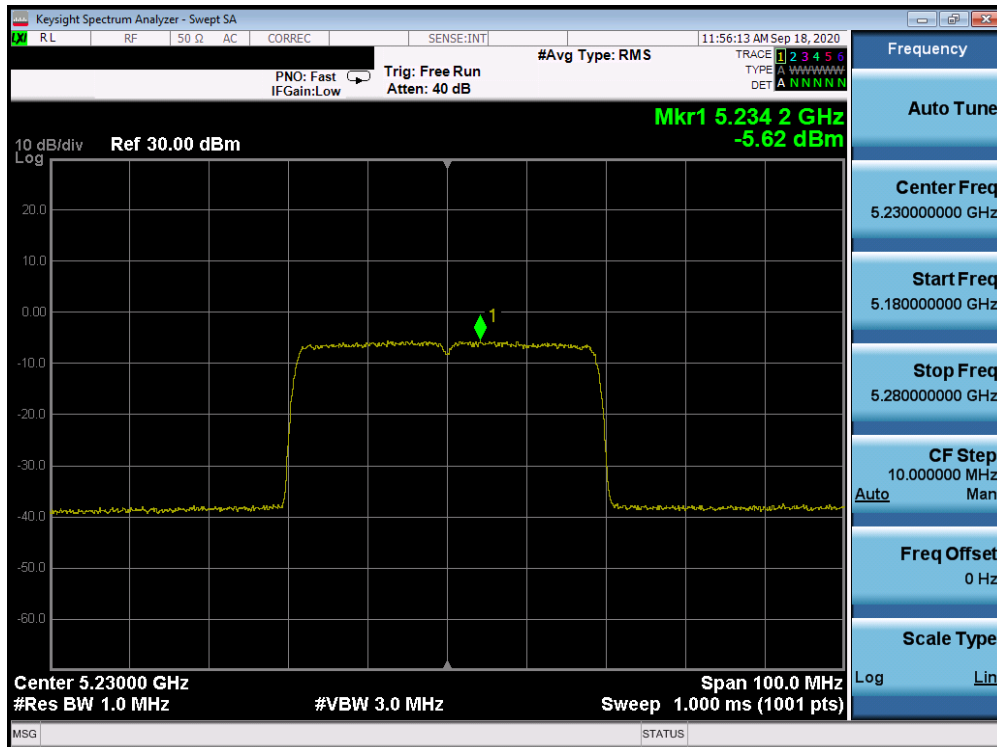


Plot 7-999. Power Spectral Density Plot CDD Diversity Antenna 2b (40MHz BW 802.11ax – RU484 (UNII Band 1) – Ch. 38)

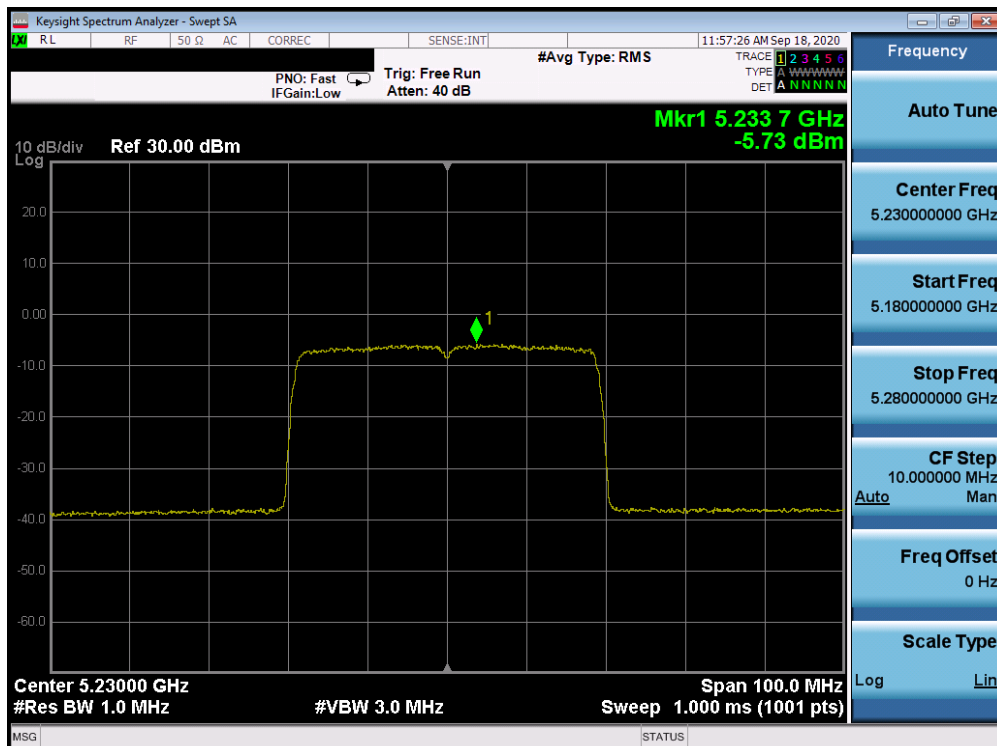


Plot 7-1000. Power Spectral Density Plot CDD Diversity Antenna 1b (40MHz BW 802.11ax – RU484 (UNII Band 1) – Ch. 38)

FCC ID: BCGA2072	PCTEST Proud to be part of element	MEASUREMENT REPORT (CERTIFICATION)	Approved by: Quality Manager
Test Report S/N: 1C2004270030-13.BCG	Test Dates: 07/16/2020 - 09/08/2020	EUT Type: Tablet Device	Page 597 of 958

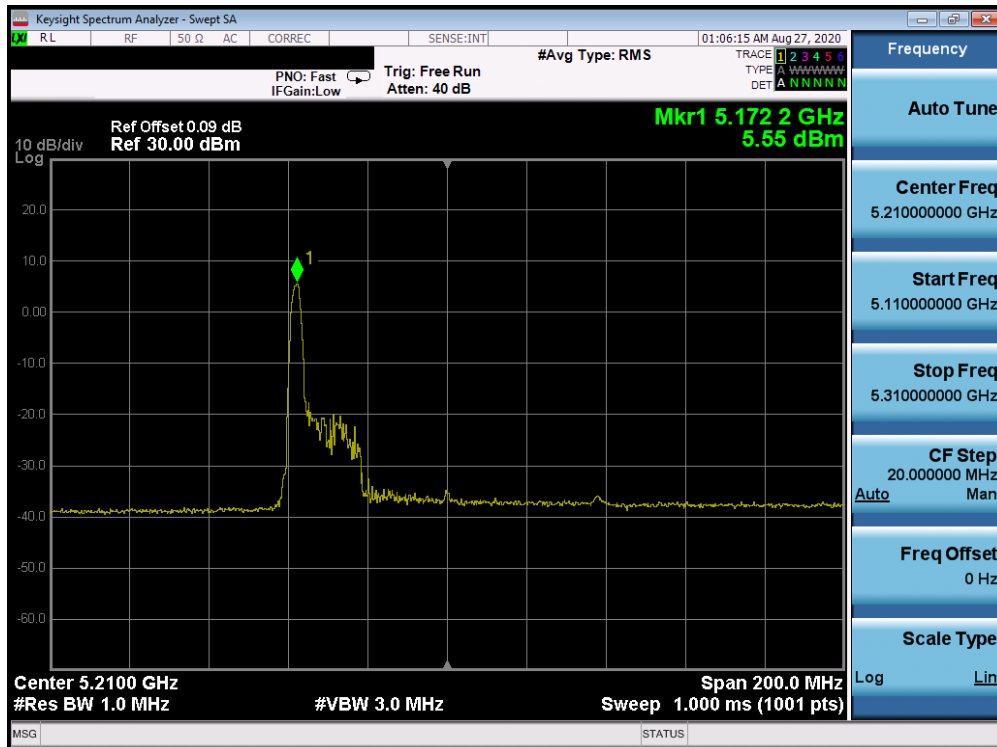


Plot 7-1001. Power Spectral Density Plot CDD Diversity Antenna 2b (40MHz BW 802.11ax – RU484 (UNII Band 1) – Ch. 46)

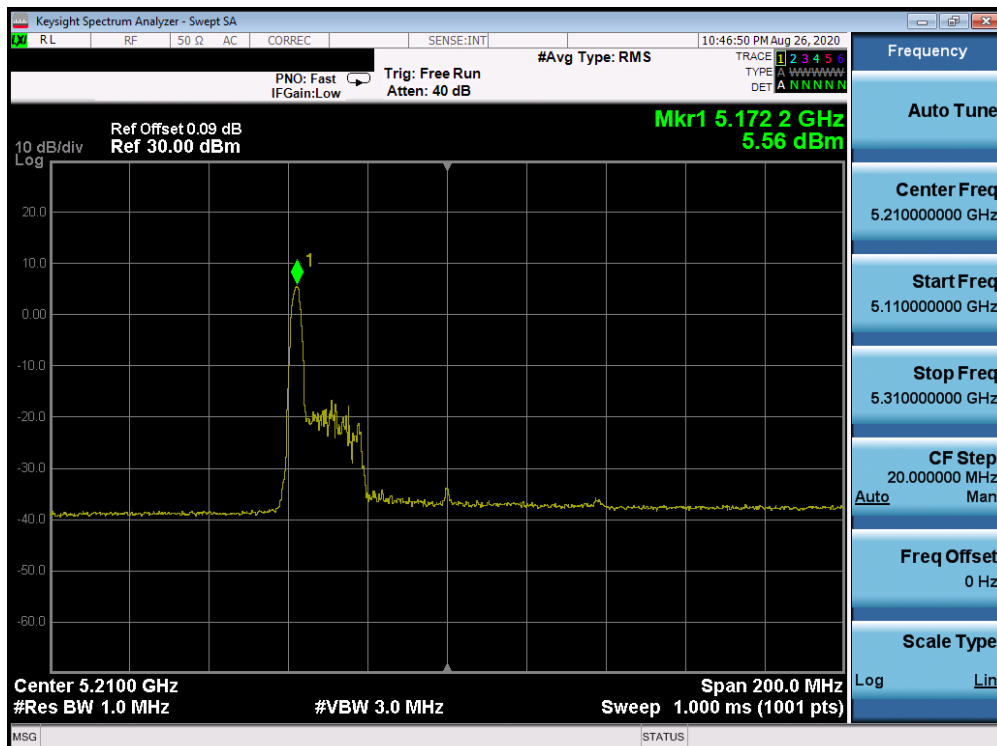


Plot 7-1002. Power Spectral Density Plot CDD Diversity Antenna 1b (40MHz BW 802.11ax – RU484 (UNII Band 1) – Ch. 46)

FCC ID: BCGA2072		MEASUREMENT REPORT (CERTIFICATION)	Approved by: Quality Manager
Test Report S/N: 1C2004270030-13.BCG	Test Dates: 07/16/2020 - 09/08/2020	EUT Type: Tablet Device	Page 598 of 958

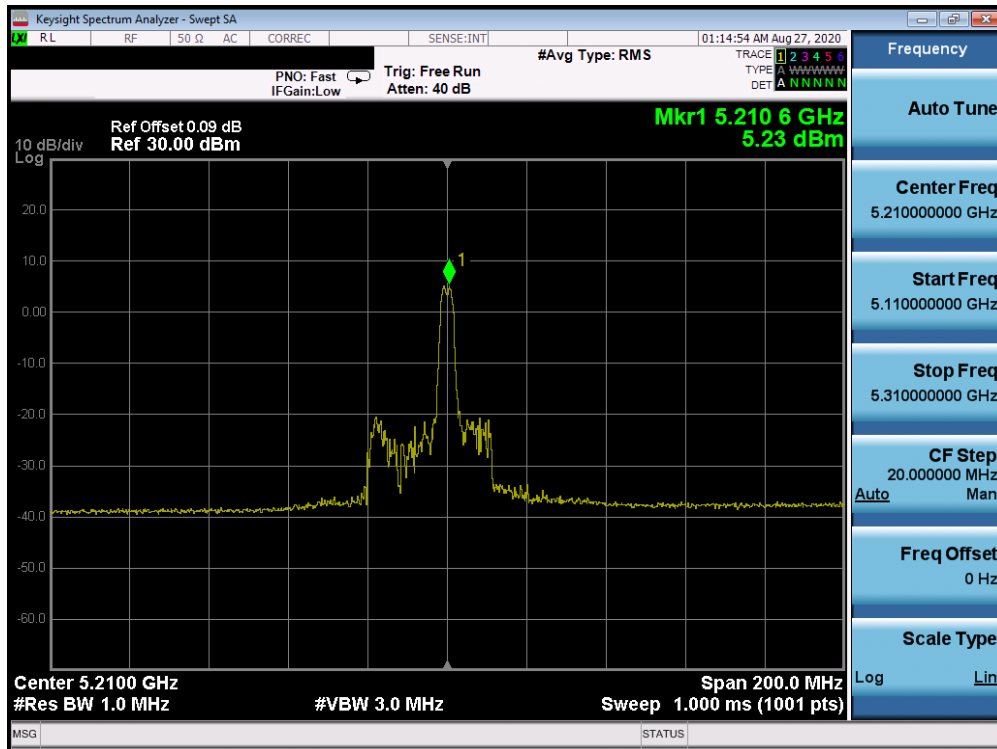


Plot 7-1003. Power Spectral Density Plot CDD Diversity Antenna 2b (80MHz BW 802.11ax Index 0 – RU26 (UNII Band 1) – Ch. 42)

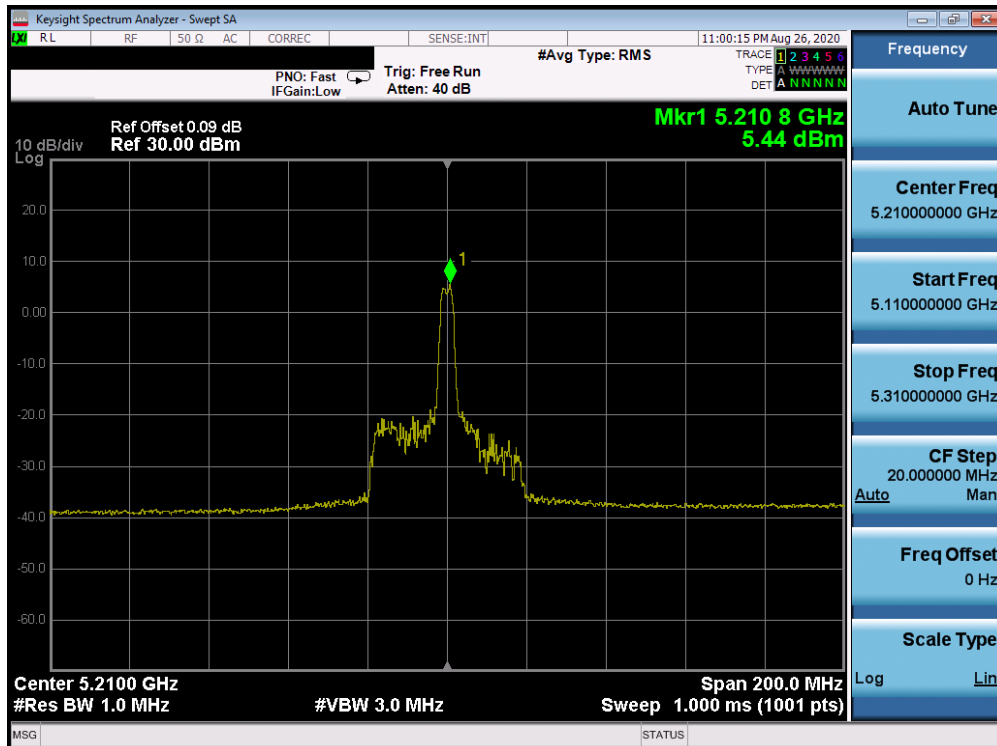


Plot 7-1004. Power Spectral Density Plot CDD Diversity Antenna 1b (80MHz BW 802.11ax Index 0 – RU26 (UNII Band 1) – Ch. 42)

FCC ID: BCGA2072	PCTEST Proud to be part of element	MEASUREMENT REPORT (CERTIFICATION)	Approved by: Quality Manager
Test Report S/N: 1C2004270030-13.BCG	Test Dates: 07/16/2020 - 09/08/2020	EUT Type: Tablet Device	Page 599 of 958

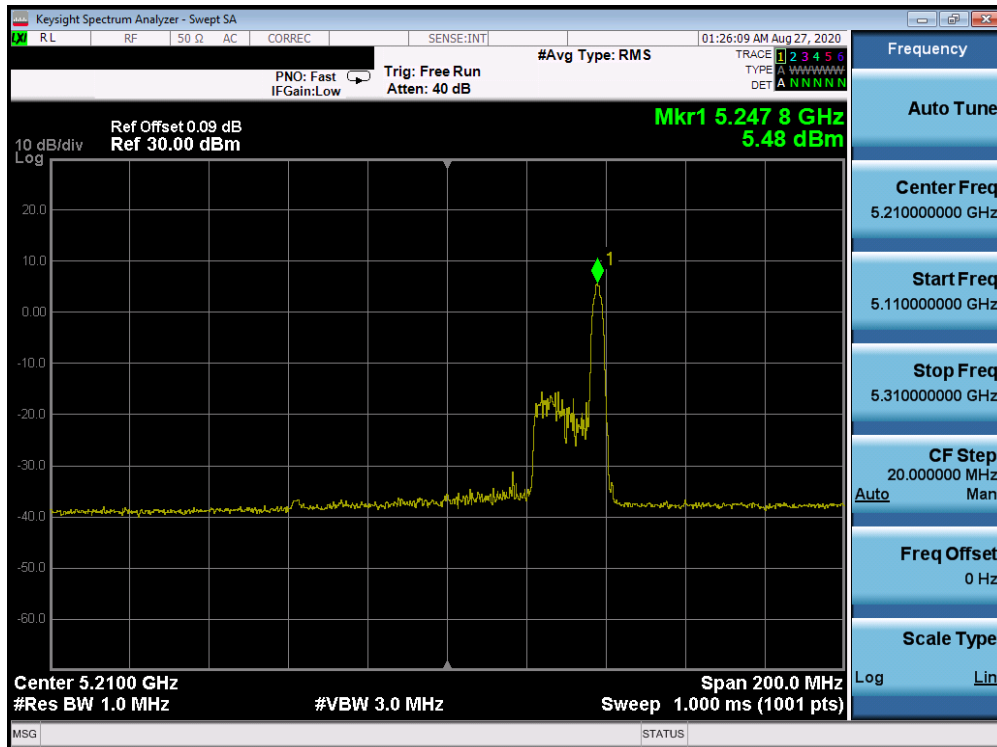


Plot 7-1005. Power Spectral Density Plot CDD Diversity Antenna 2b (80MHz BW 802.11ax Index 18 – RU26 (UNII Band 1) – Ch. 42)

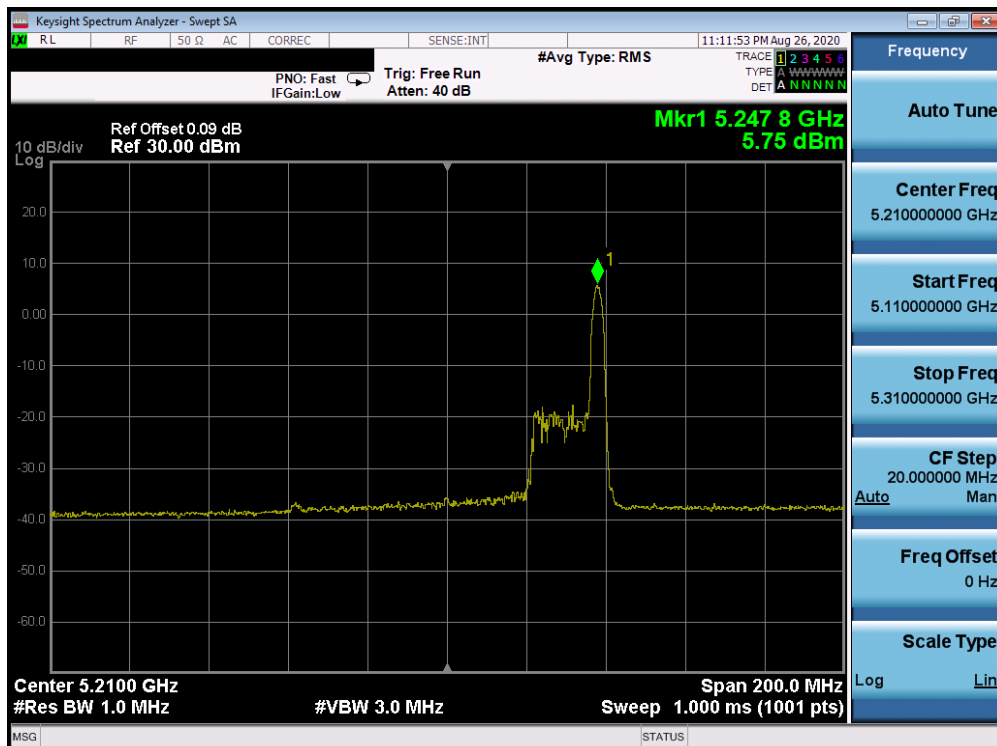


Plot 7-1006. Power Spectral Density Plot CDD Diversity Antenna 1b (80MHz BW 802.11ax Index 18 – RU26 (UNII Band 1) – Ch. 42)

FCC ID: BCGA2072	PCTEST Proud to be part of element	MEASUREMENT REPORT (CERTIFICATION)	Approved by: Quality Manager
Test Report S/N: 1C2004270030-13.BCG	Test Dates: 07/16/2020 - 09/08/2020	EUT Type: Tablet Device	Page 600 of 958

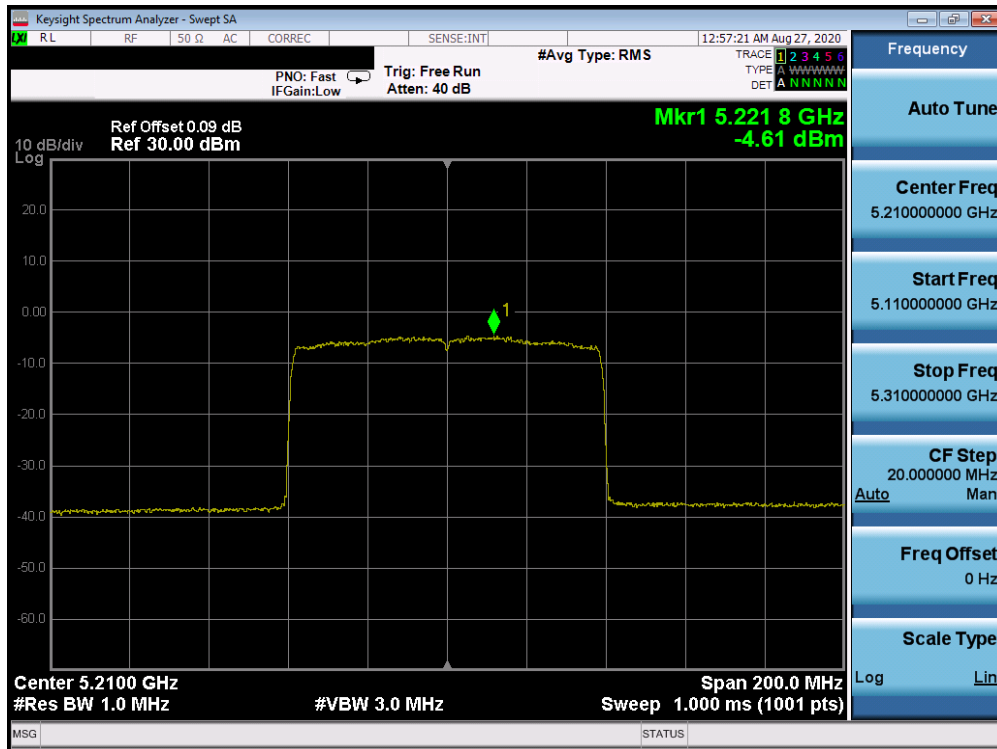


Plot 7-1007. Power Spectral Density Plot CDD Diversity Antenna 2b (80MHz BW 802.11ax Index 36 – RU26 (UNII Band 1) – Ch. 42)

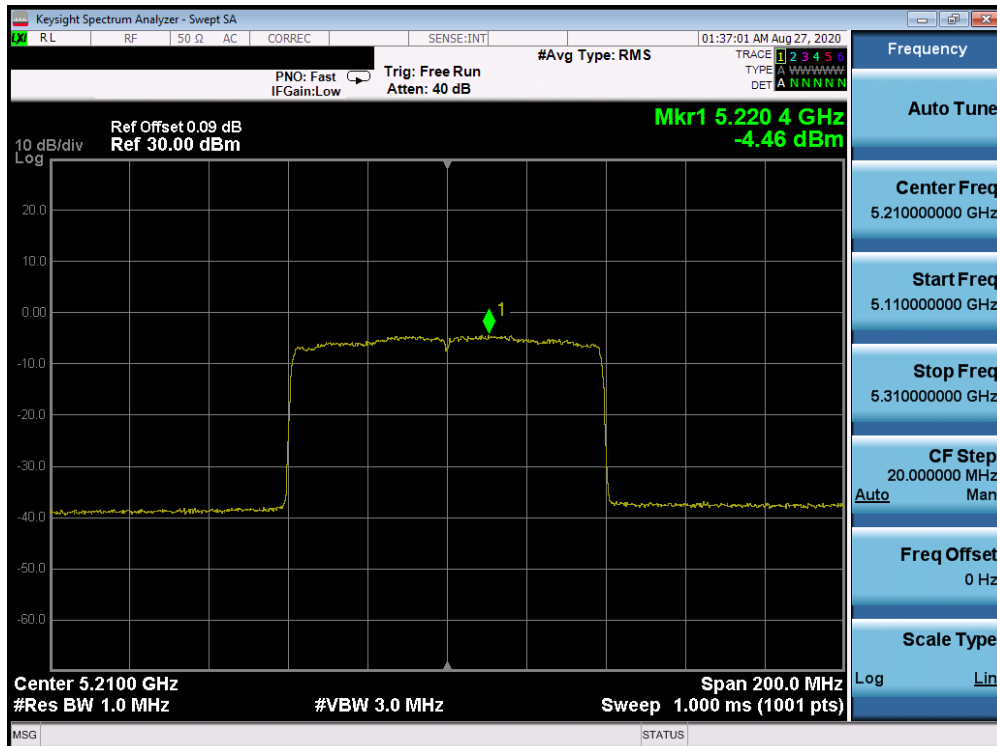


Plot 7-1008. Power Spectral Density Plot CDD Diversity Antenna 1b (80MHz BW 802.11ax Index 36 – RU26 (UNII Band 1) – Ch. 42)

FCC ID: BCGA2072	PCTEST Proud to be part of element	MEASUREMENT REPORT (CERTIFICATION)	Approved by: Quality Manager
Test Report S/N: 1C2004270030-13.BCG	Test Dates: 07/16/2020 - 09/08/2020	EUT Type: Tablet Device	Page 601 of 958

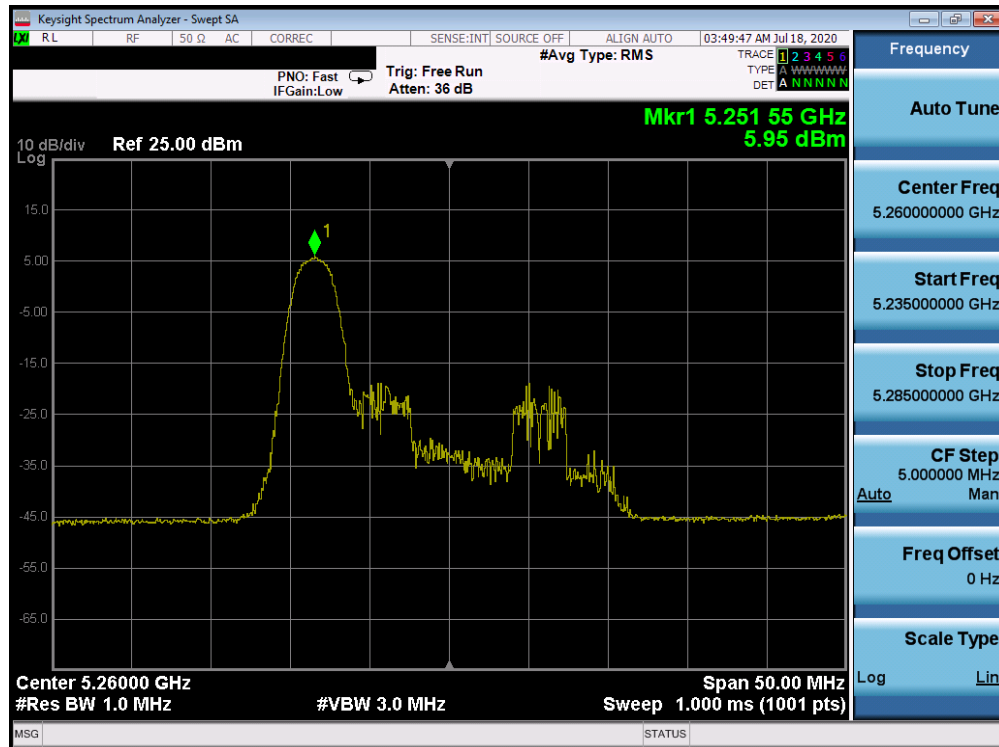


Plot 7-1009. Power Spectral Density Plot CDD Diversity Antenna 2b (80MHz BW 802.11ax – RU996 (UNII Band 1) – Ch. 42)

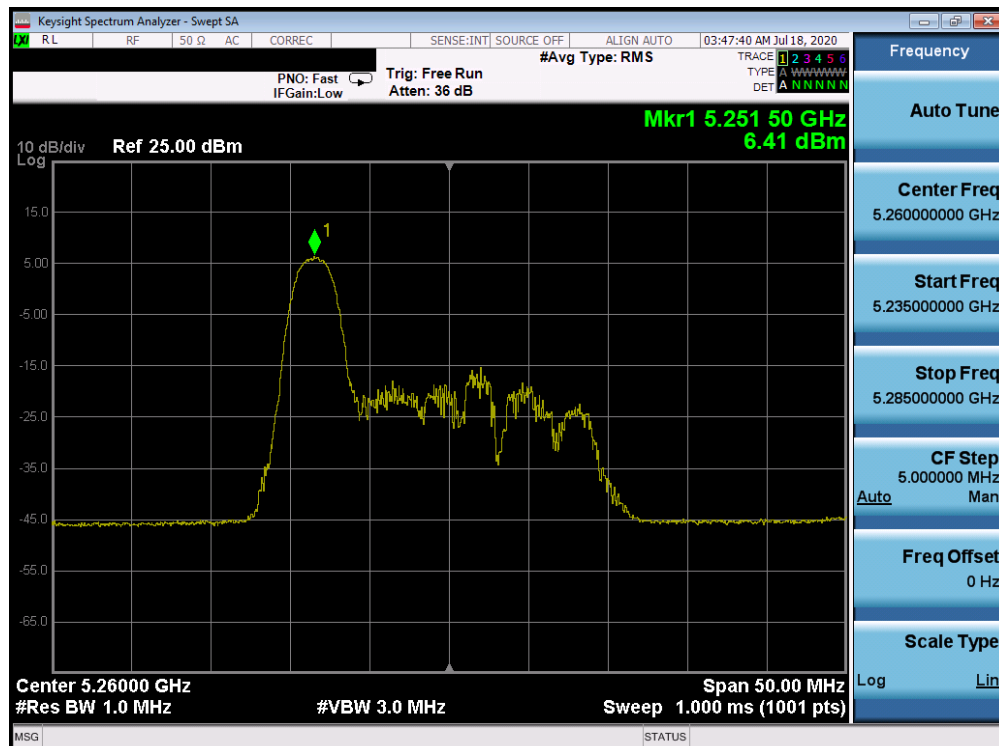


Plot 7-1010. Power Spectral Density Plot CDD Diversity Antenna 1b (80MHz BW 802.11ax – RU996 (UNII Band 1) – Ch. 42)

FCC ID: BCGA2072	PCTEST Proud to be part of element	MEASUREMENT REPORT (CERTIFICATION)	Approved by: Quality Manager
Test Report S/N: 1C2004270030-13.BCG	Test Dates: 07/16/2020 - 09/08/2020	EUT Type: Tablet Device	Page 602 of 958

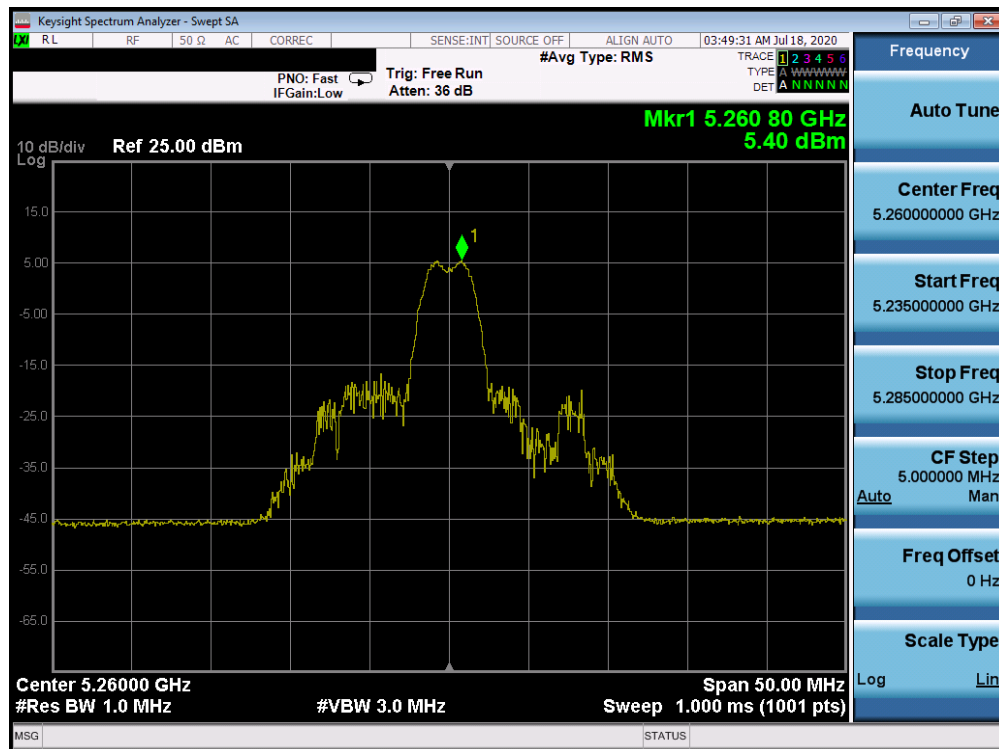


Plot 7-1011. Power Spectral Density Plot CDD Diversity Antenna 2b (20MHz BW 802.11ax Index 0 – RU26 (UNII Band 2A) – Ch. 52)

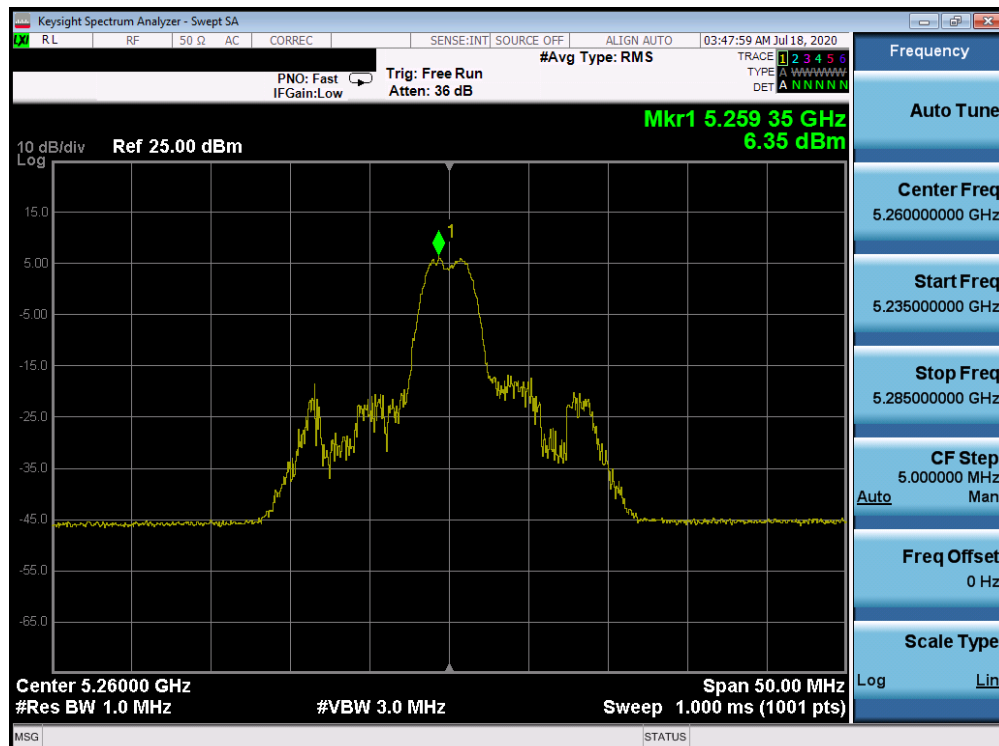


Plot 7-1012. Power Spectral Density Plot CDD Diversity Antenna 1b (20MHz BW 802.11ax Index 0 – RU26 (UNII Band 2A) – Ch. 52)

FCC ID: BCGA2072	PCTEST Proud to be part of element	MEASUREMENT REPORT (CERTIFICATION)	Approved by: Quality Manager
Test Report S/N: 1C2004270030-13.BCG	Test Dates: 07/16/2020 - 09/08/2020	EUT Type: Tablet Device	Page 603 of 958

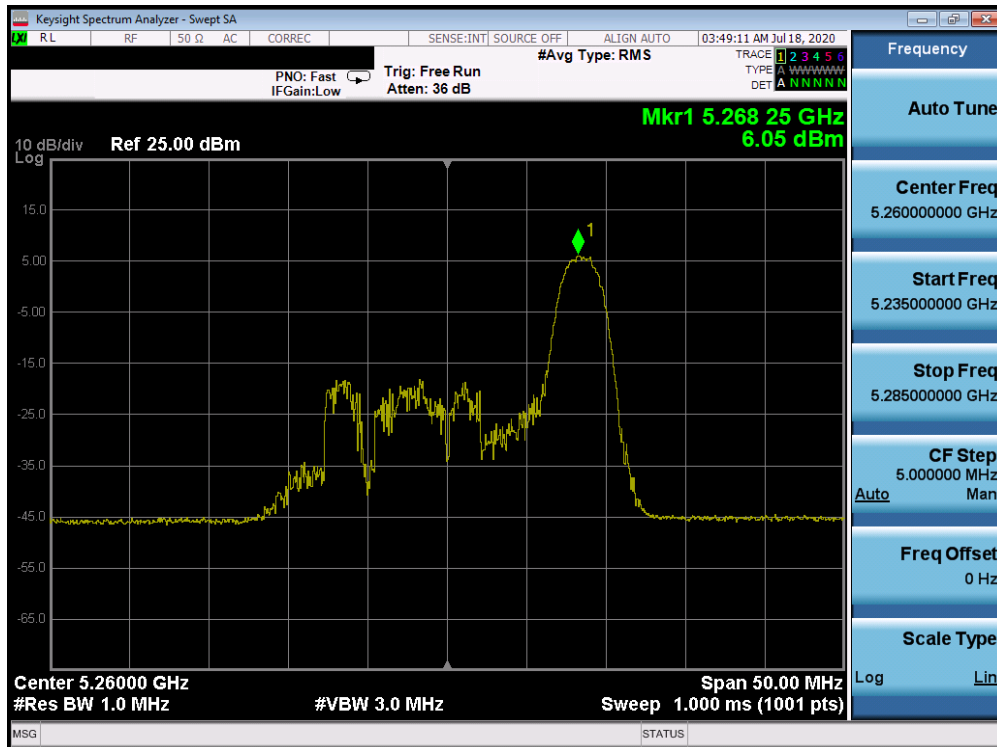


Plot 7-1013. Power Spectral Density Plot CDD Diversity Antenna 2b (20MHz BW 802.11ax Index 4 – RU26 (UNII Band 2A) – Ch. 52)

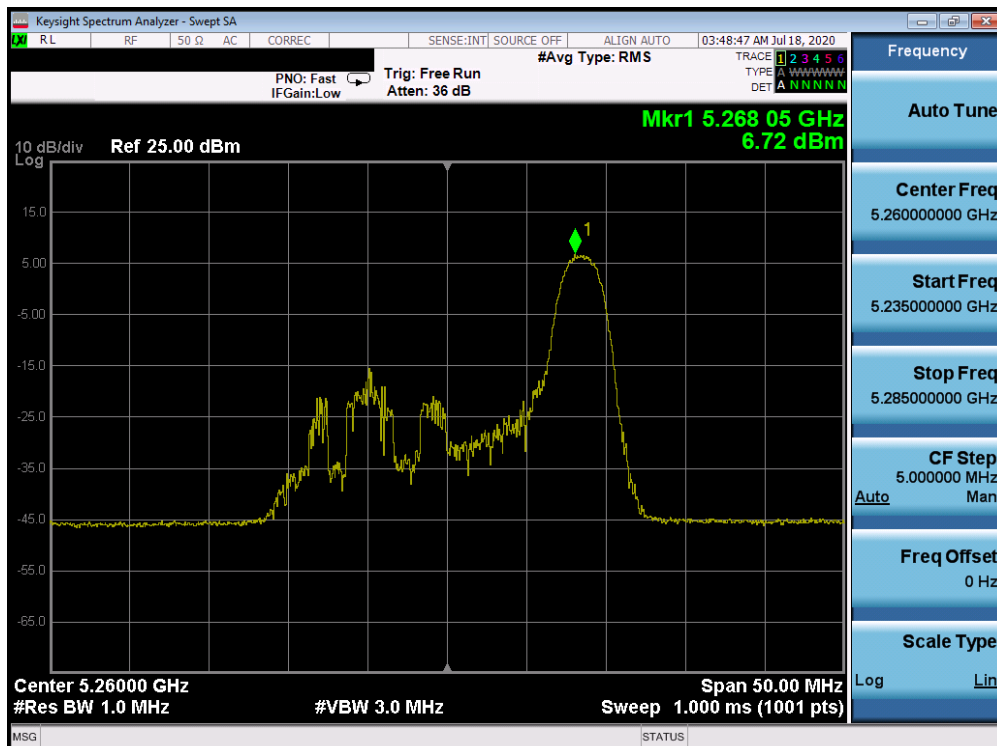


Plot 7-1014. Power Spectral Density Plot CDD Diversity Antenna 1b (20MHz BW 802.11ax Index 4 – RU26 (UNII Band 2A) – Ch. 52)

FCC ID: BCGA2072	PCTEST Proud to be part of element	MEASUREMENT REPORT (CERTIFICATION)	Approved by: Quality Manager
Test Report S/N: 1C2004270030-13.BCG	Test Dates: 07/16/2020 - 09/08/2020	EUT Type: Tablet Device	Page 604 of 958

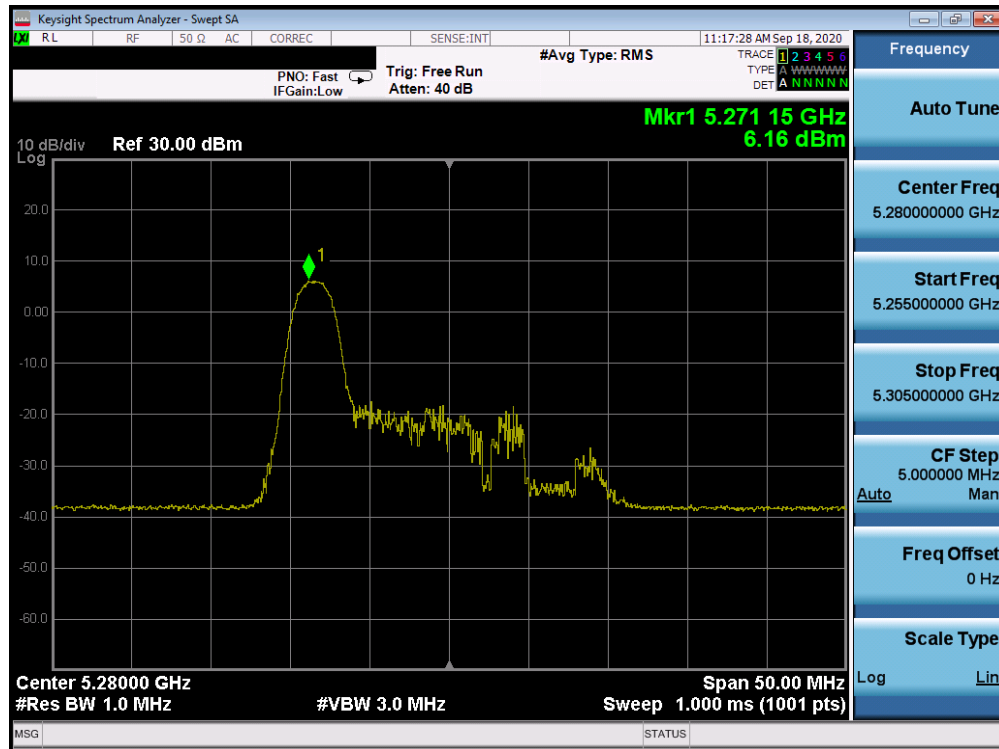


Plot 7-1015. Power Spectral Density Plot CDD Diversity Antenna 2b (20MHz BW 802.11ax Index 8 – RU26 (UNII Band 2A) – Ch. 52)

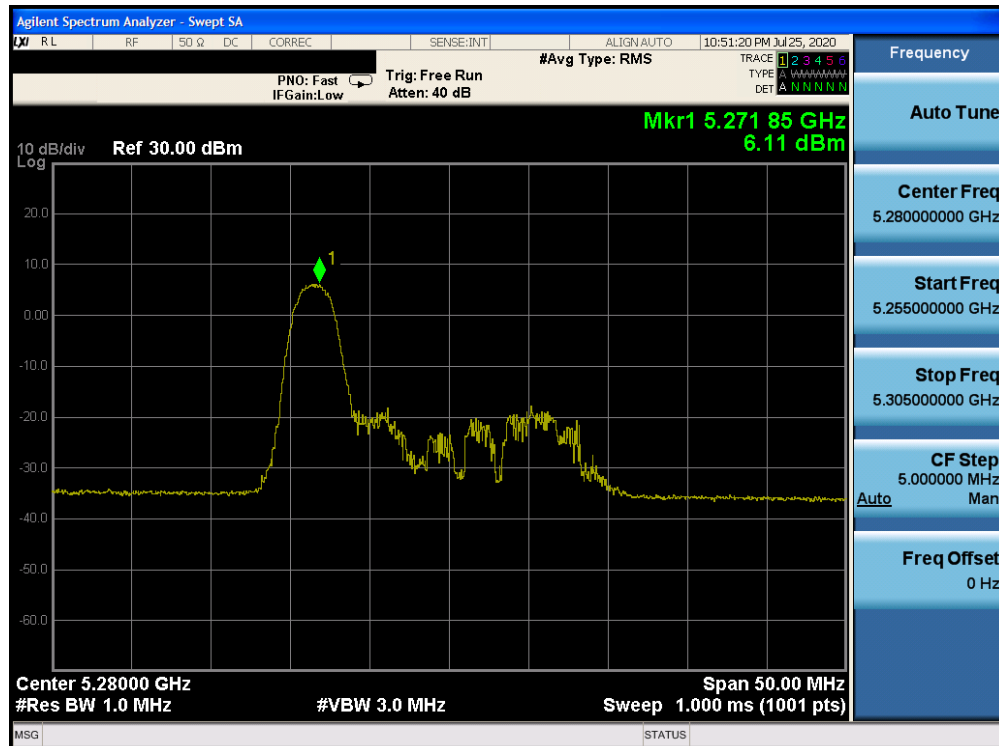


Plot 7-1016. Power Spectral Density Plot CDD Diversity Antenna 1b (20MHz BW 802.11ax Index 8 – RU26 (UNII Band 2A) – Ch. 52)

FCC ID: BCGA2072	PCTEST Proud to be part of element	MEASUREMENT REPORT (CERTIFICATION)	Approved by: Quality Manager
Test Report S/N: 1C2004270030-13.BCG	Test Dates: 07/16/2020 - 09/08/2020	EUT Type: Tablet Device	Page 605 of 958

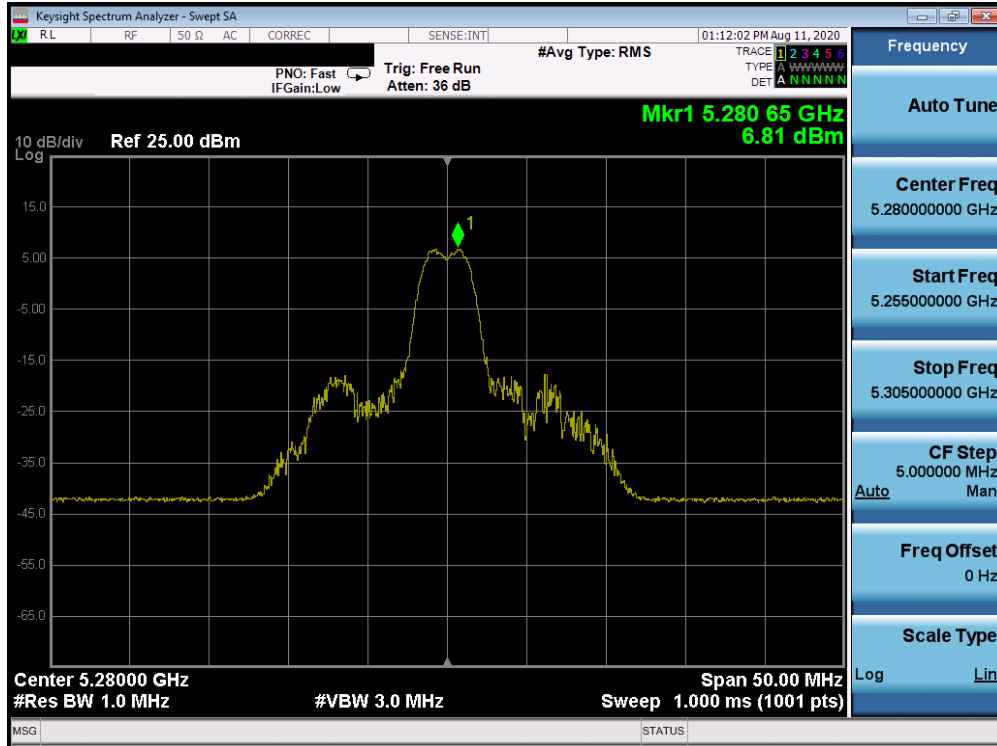


Plot 7-1017. Power Spectral Density Plot CDD Diversity Antenna 2b (20MHz BW 802.11ax Index 0 – RU26 (UNII Band 2A) – Ch. 56)

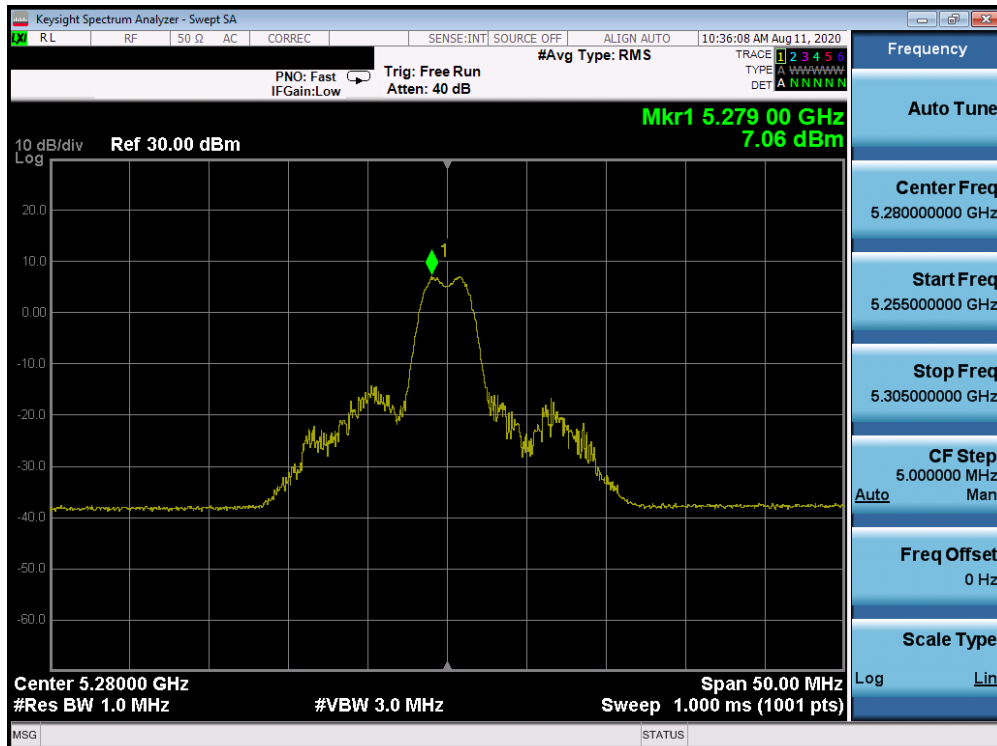


Plot 7-1018. Power Spectral Density Plot CDD Diversity Antenna 1b (20MHz BW 802.11ax Index 0 – RU26 (UNII Band 2A) – Ch. 56)

FCC ID: BCGA2072	PCTEST Proud to be part of element	MEASUREMENT REPORT (CERTIFICATION)	Approved by: Quality Manager
Test Report S/N: 1C2004270030-13.BCG	Test Dates: 07/16/2020 - 09/08/2020	EUT Type: Tablet Device	Page 606 of 958

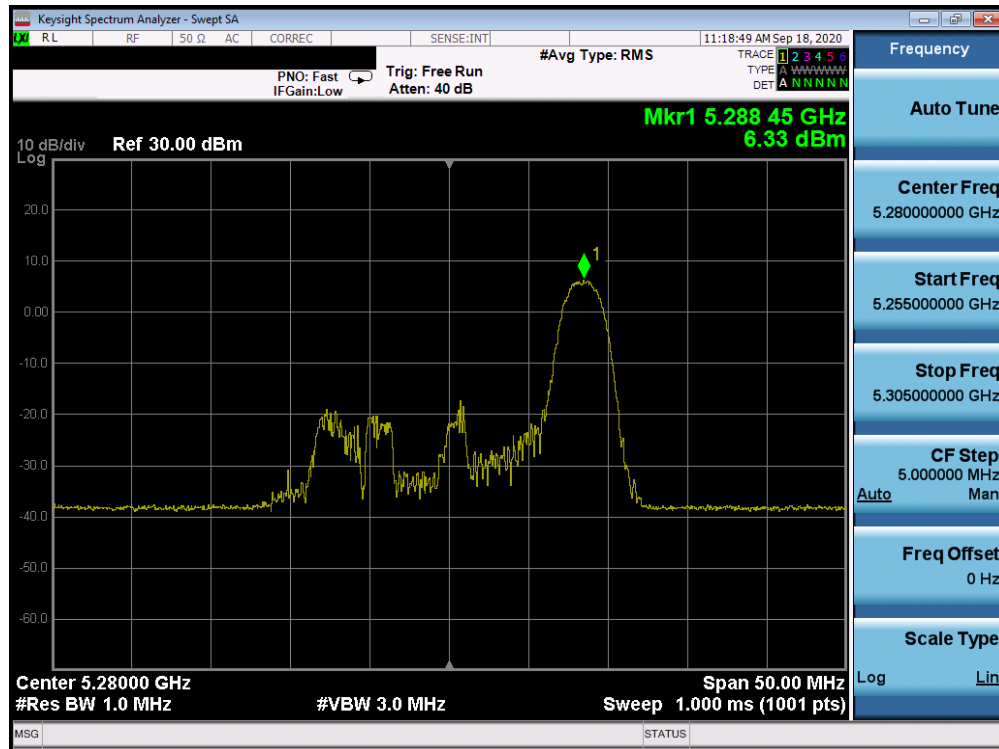


Plot 7-1019. Power Spectral Density Plot CDD Diversity Antenna 2b (20MHz BW 802.11ax Index 4 – RU26 (UNII Band 2A) – Ch. 56)

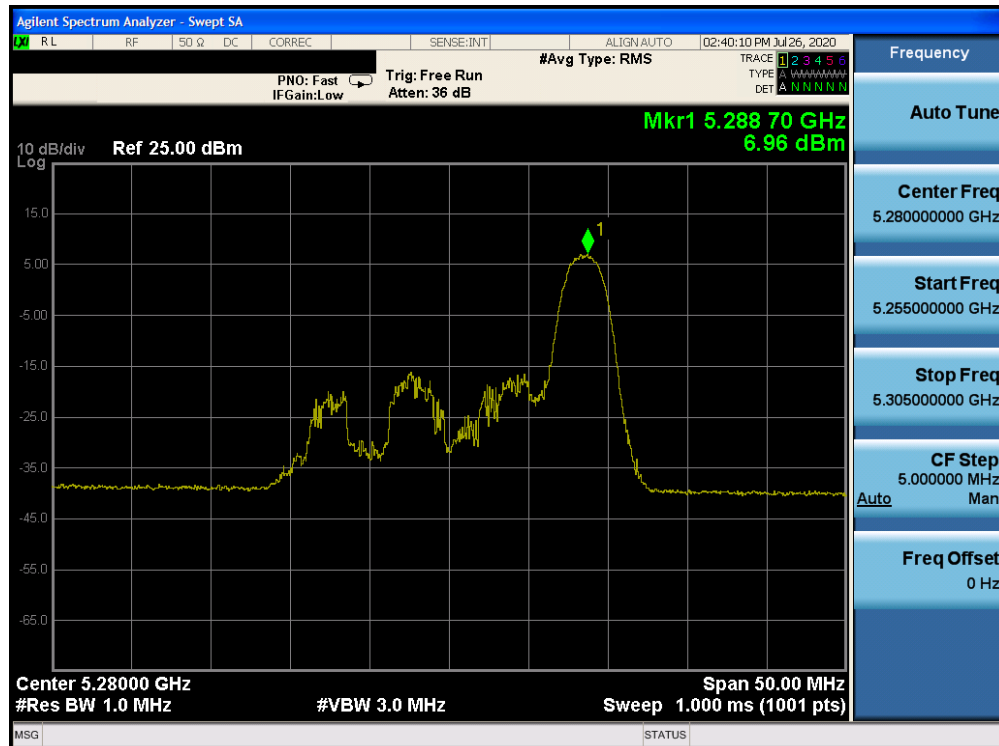


Plot 7-1020. Power Spectral Density Plot CDD Diversity Antenna 1b (20MHz BW 802.11ax Index 4 – RU26 (UNII Band 2A) – Ch. 56)

FCC ID: BCGA2072	PCTEST Proud to be part of element	MEASUREMENT REPORT (CERTIFICATION)	Approved by: Quality Manager
Test Report S/N: 1C2004270030-13.BCG	Test Dates: 07/16/2020 - 09/08/2020	EUT Type: Tablet Device	Page 607 of 958

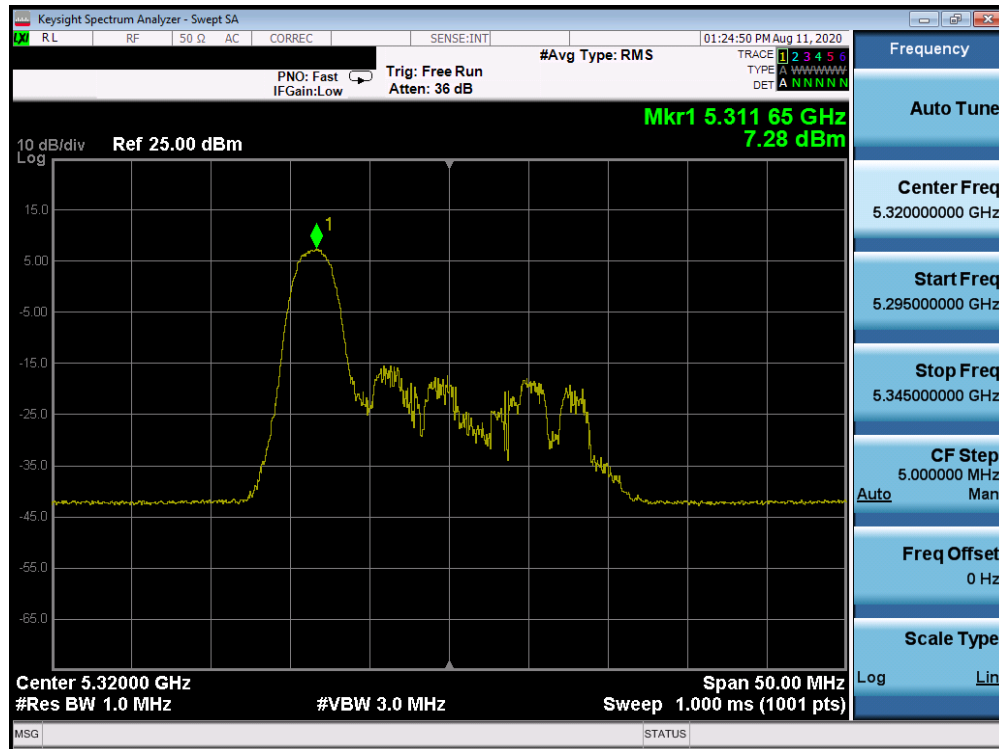


Plot 7-1021. Power Spectral Density Plot CDD Diversity Antenna 2b (20MHz BW 802.11ax Index 8– RU26 (UNII Band 2A) – Ch. 56)

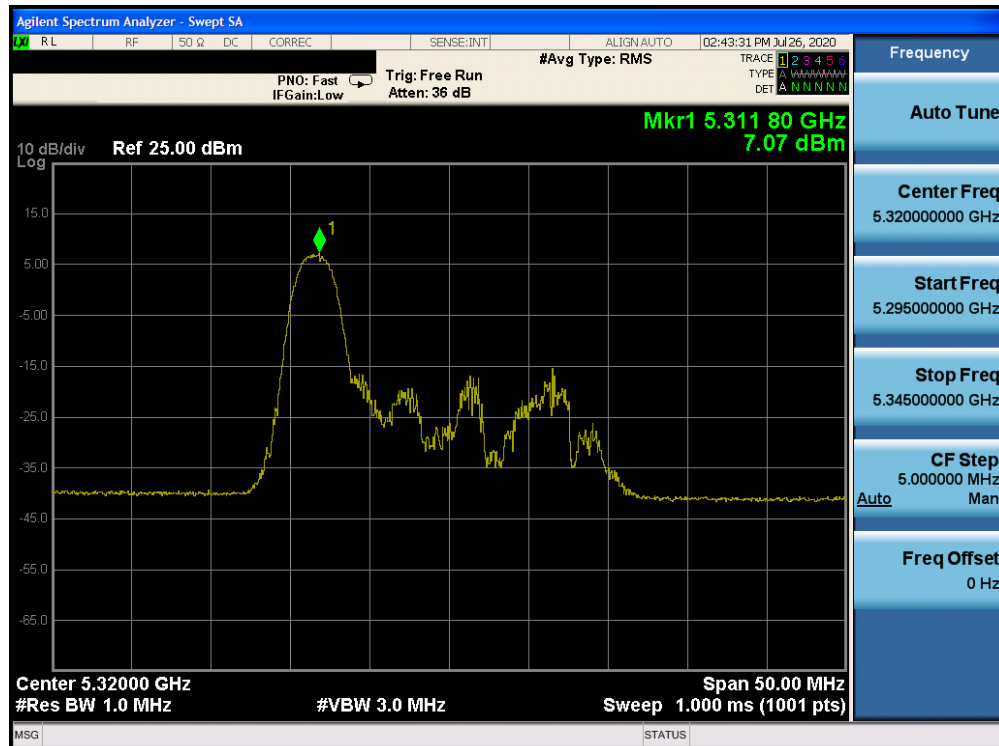


Plot 7-1022. Power Spectral Density Plot CDD Diversity Antenna 1b (20MHz BW 802.11ax Index 8– RU26 (UNII Band 2A) – Ch. 56)

FCC ID: BCGA2072	PCTEST Proud to be part of element	MEASUREMENT REPORT (CERTIFICATION)	Approved by: Quality Manager
Test Report S/N: 1C2004270030-13.BCG	Test Dates: 07/16/2020 - 09/08/2020	EUT Type: Tablet Device	Page 608 of 958

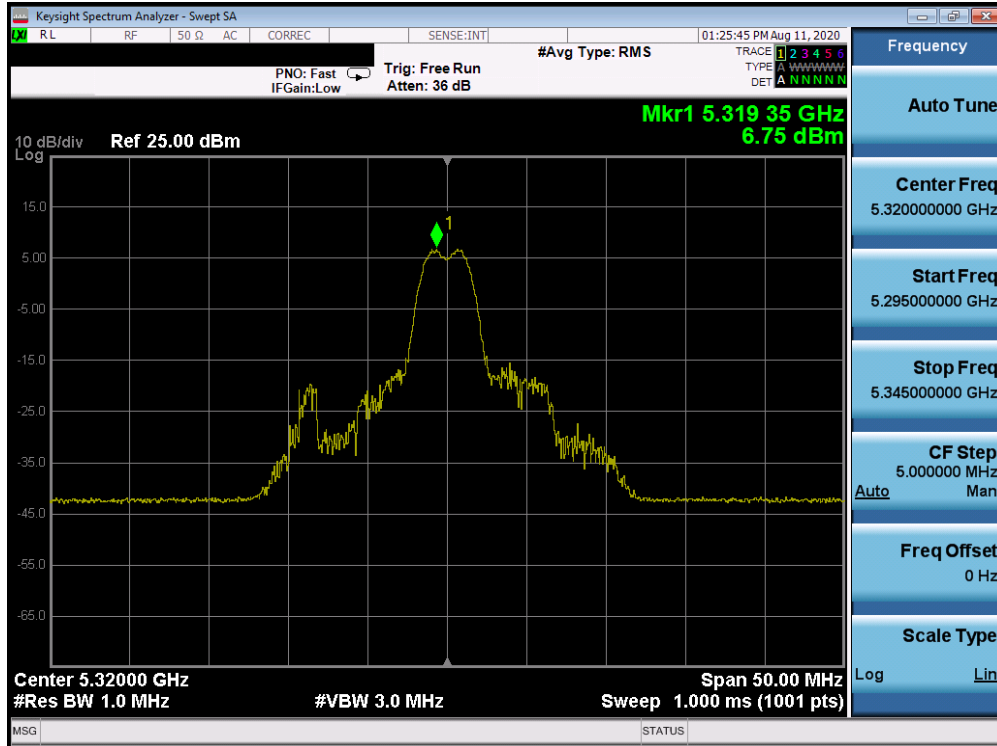


Plot 7-1023. Power Spectral Density Plot CDD Diversity Antenna 2b (20MHz BW 802.11ax Index 0 – RU26 (UNII Band 2A) – Ch. 64)

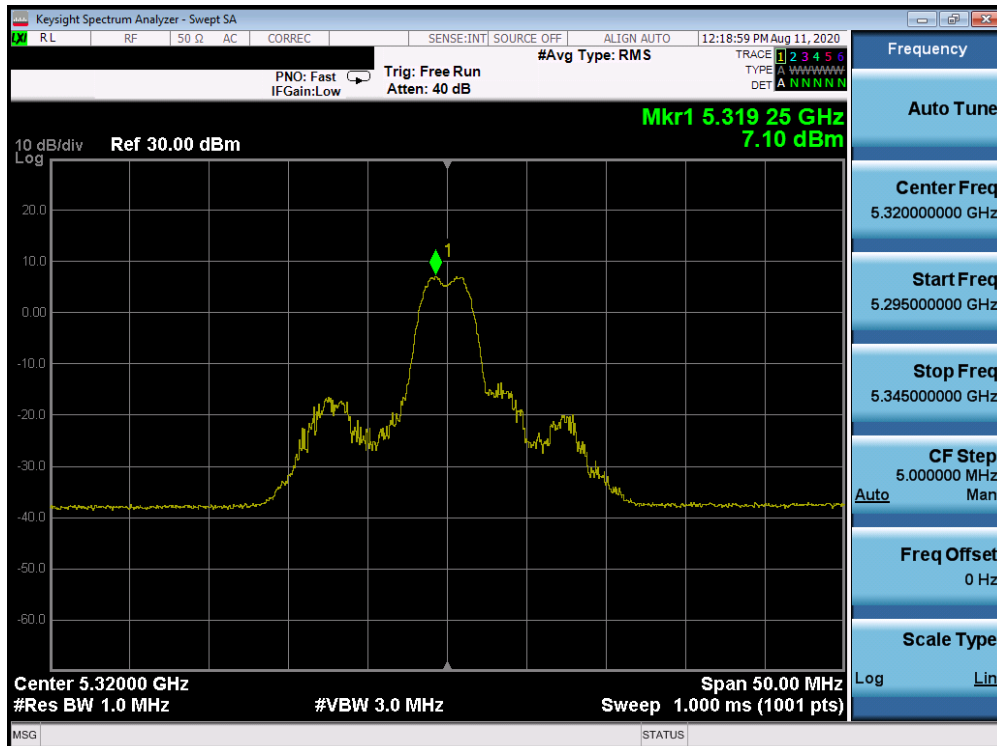


Plot 7-1024. Power Spectral Density Plot CDD Diversity Antenna 1b (20MHz BW 802.11ax Index 0 – RU26 (UNII Band 2A) – Ch. 64)

FCC ID: BCGA2072	PCTEST Proud to be part of element	MEASUREMENT REPORT (CERTIFICATION)	Approved by: Quality Manager
Test Report S/N: 1C2004270030-13.BCG	Test Dates: 07/16/2020 - 09/08/2020	EUT Type: Tablet Device	Page 609 of 958

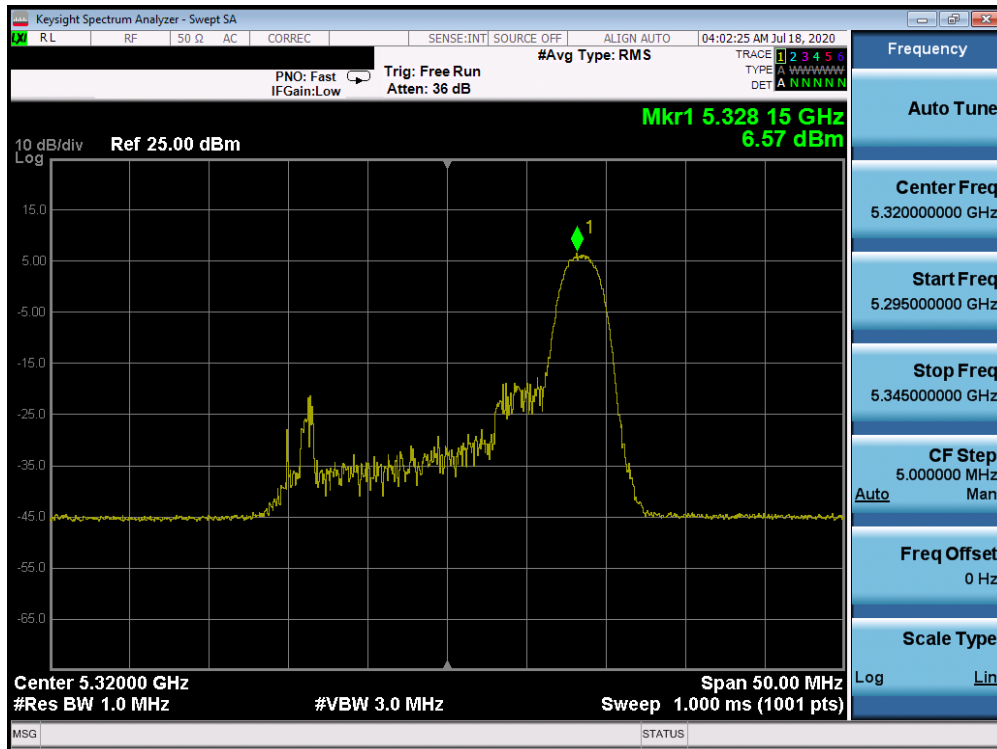


Plot 7-1025. Power Spectral Density Plot CDD Diversity Antenna 2b (20MHz BW 802.11ax Index 4 – RU26 (UNII Band 2A) – Ch. 64)

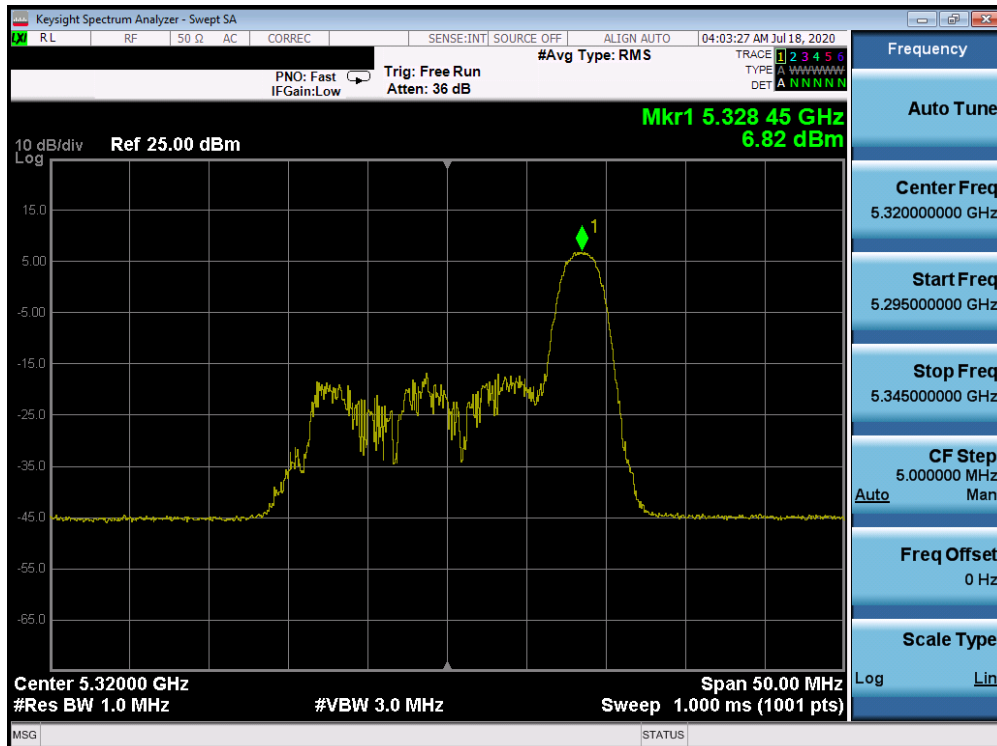


Plot 7-1026. Power Spectral Density Plot CDD Diversity Antenna 1b (20MHz BW 802.11ax Index 4 – RU26 (UNII Band 2A) – Ch. 64)

FCC ID: BCGA2072	PCTEST Proud to be part of element	MEASUREMENT REPORT (CERTIFICATION)	Approved by: Quality Manager
Test Report S/N: 1C2004270030-13.BCG	Test Dates: 07/16/2020 - 09/08/2020	EUT Type: Tablet Device	Page 610 of 958

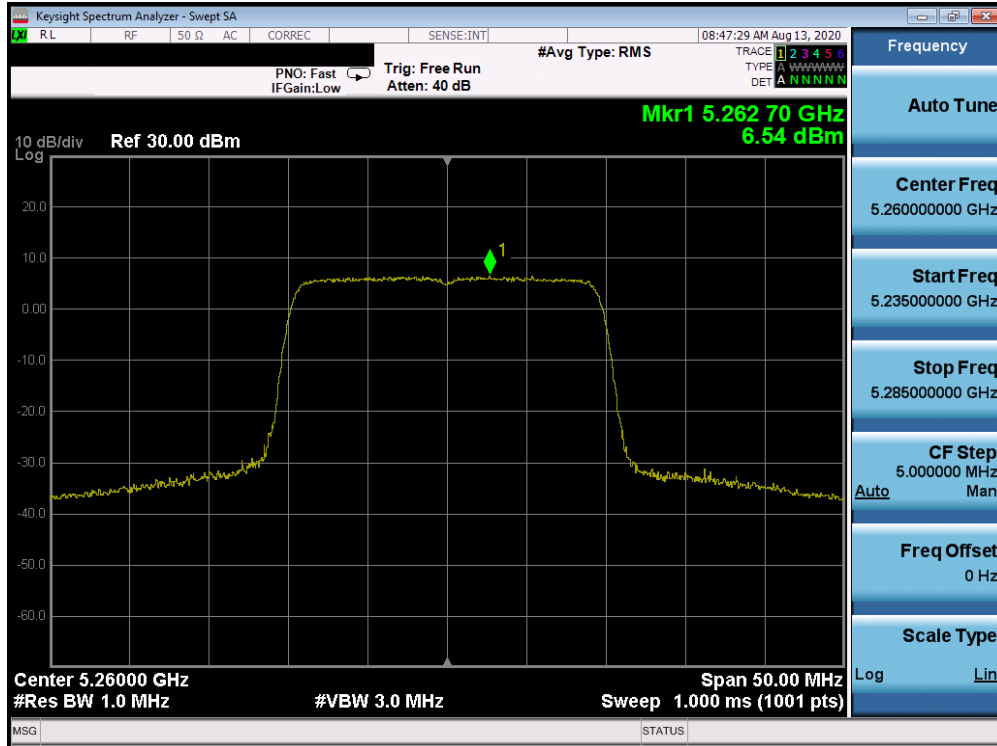


Plot 7-1027. Power Spectral Density Plot CDD Diversity Antenna 2b (20MHz BW 802.11ax Index 8 – RU26 (UNII Band 2A) – Ch. 64)

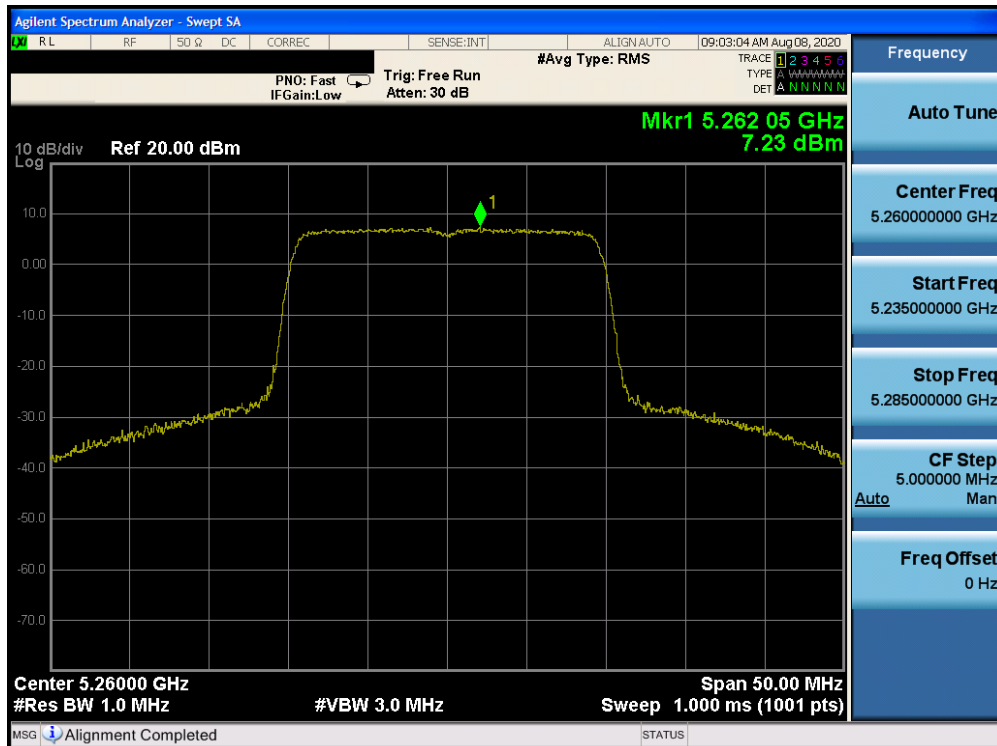


Plot 7-1028. Power Spectral Density Plot CDD Diversity Antenna 1b (20MHz BW 802.11ax Index 8 – RU26 (UNII Band 2A) – Ch. 64)

FCC ID: BCGA2072	PCTEST Proud to be part of element	MEASUREMENT REPORT (CERTIFICATION)	Approved by: Quality Manager
Test Report S/N: 1C2004270030-13.BCG	Test Dates: 07/16/2020 - 09/08/2020	EUT Type: Tablet Device	Page 611 of 958

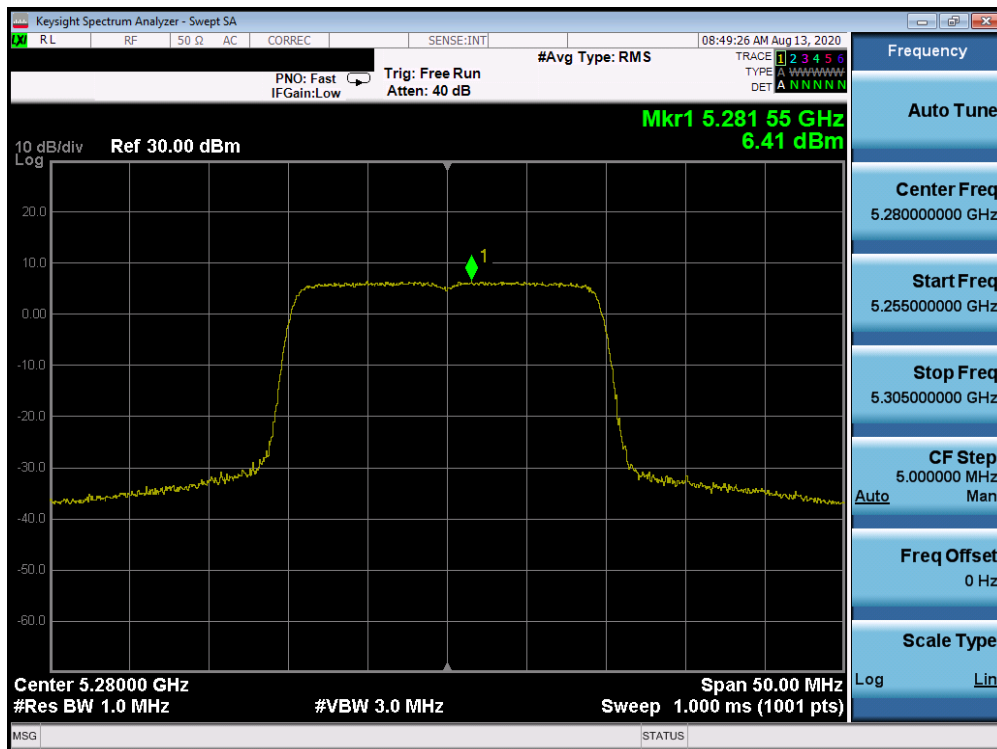


Plot 7-1029. Power Spectral Density Plot CDD Diversity Antenna 2b (20MHz BW 802.11ax- RU242 (UNII Band 2A) – Ch. 52)

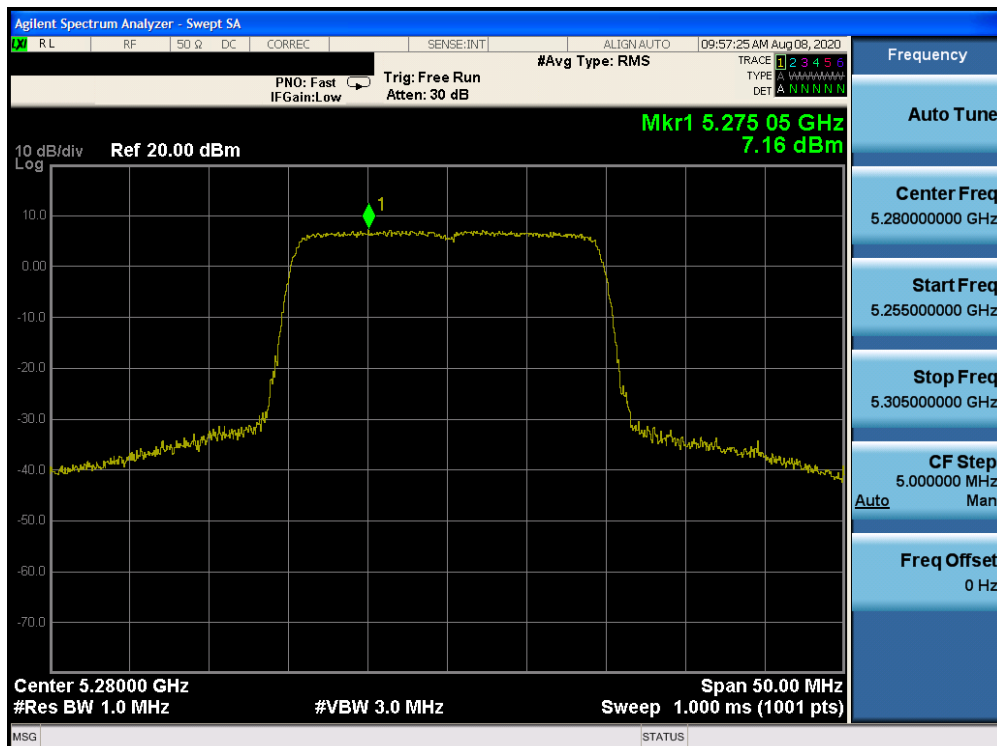


Plot 7-1030. Power Spectral Density Plot CDD Diversity Antenna 1b (20MHz BW 802.11ax- RU242 (UNII Band 2A) – Ch. 52)

FCC ID: BCGA2072	PCTEST Proud to be part of element	MEASUREMENT REPORT (CERTIFICATION)	Approved by: Quality Manager
Test Report S/N: 1C2004270030-13.BCG	Test Dates: 07/16/2020 - 09/08/2020	EUT Type: Tablet Device	Page 612 of 958

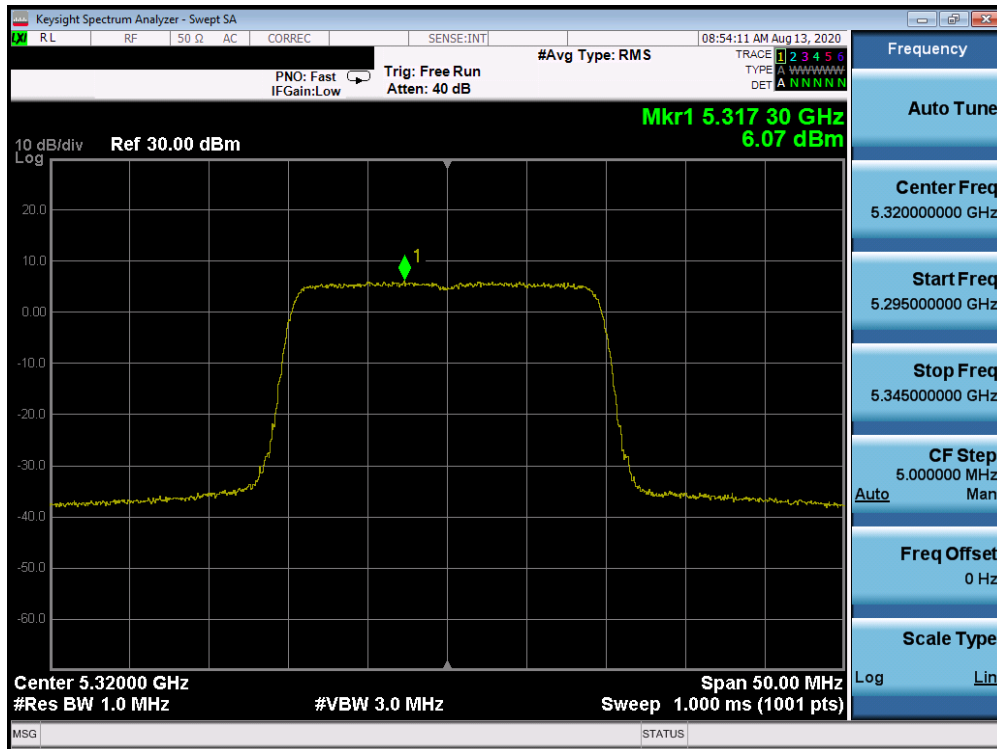


Plot 7-1031. Power Spectral Density Plot CDD Diversity Antenna 2b (20MHz BW 802.11ax- RU242 (UNII Band 2A) – Ch. 56)

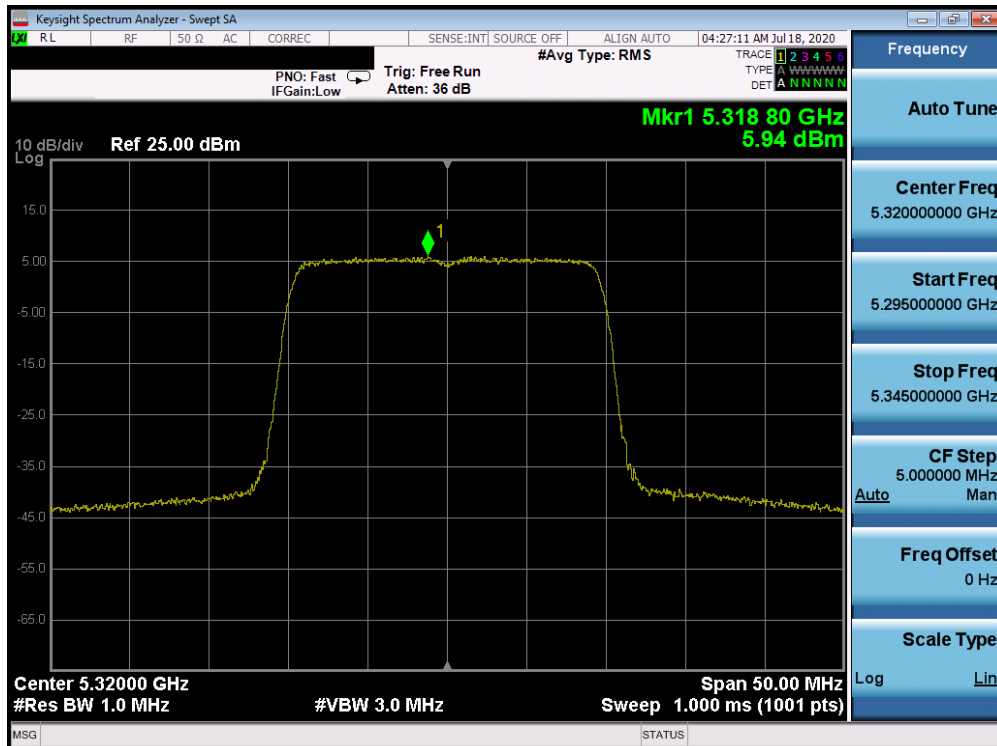


Plot 7-1032. Power Spectral Density Plot CDD Diversity Antenna 1b (20MHz BW 802.11ax- RU242 (UNII Band 2A) – Ch. 56)

FCC ID: BCGA2072	PCTEST Proud to be part of element	MEASUREMENT REPORT (CERTIFICATION)	Approved by: Quality Manager
Test Report S/N: 1C2004270030-13.BCG	Test Dates: 07/16/2020 - 09/08/2020	EUT Type: Tablet Device	Page 613 of 958

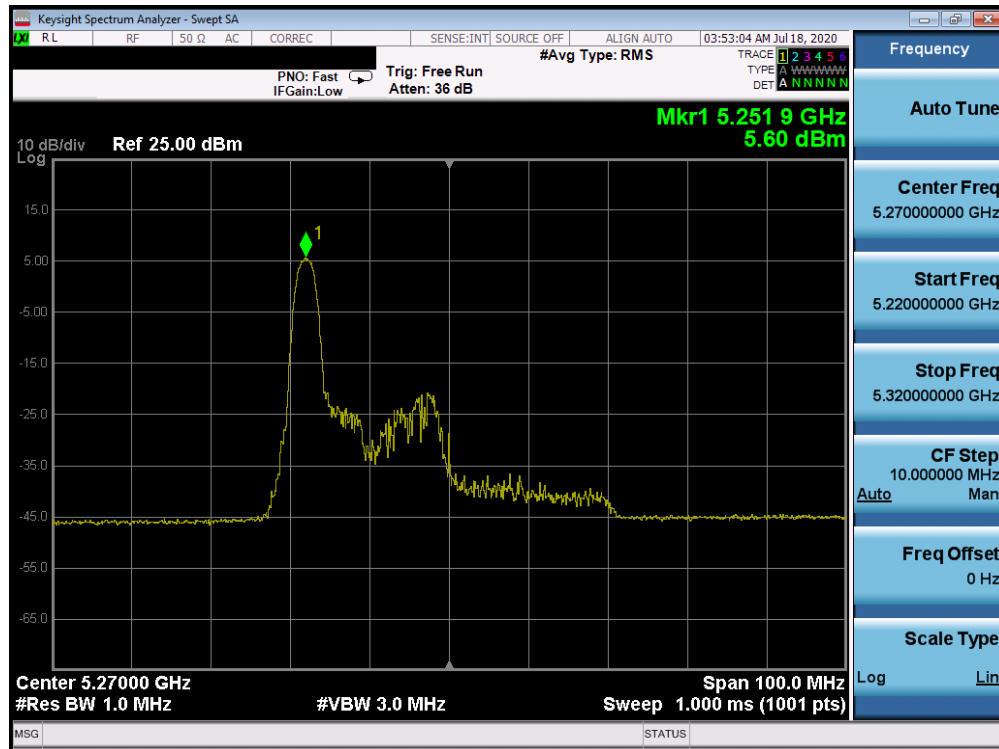


Plot 7-1033. Power Spectral Density Plot CDD Diversity Antenna 2b (20MHz BW 802.11ax- RU242 (UNII Band 2A) – Ch. 64)

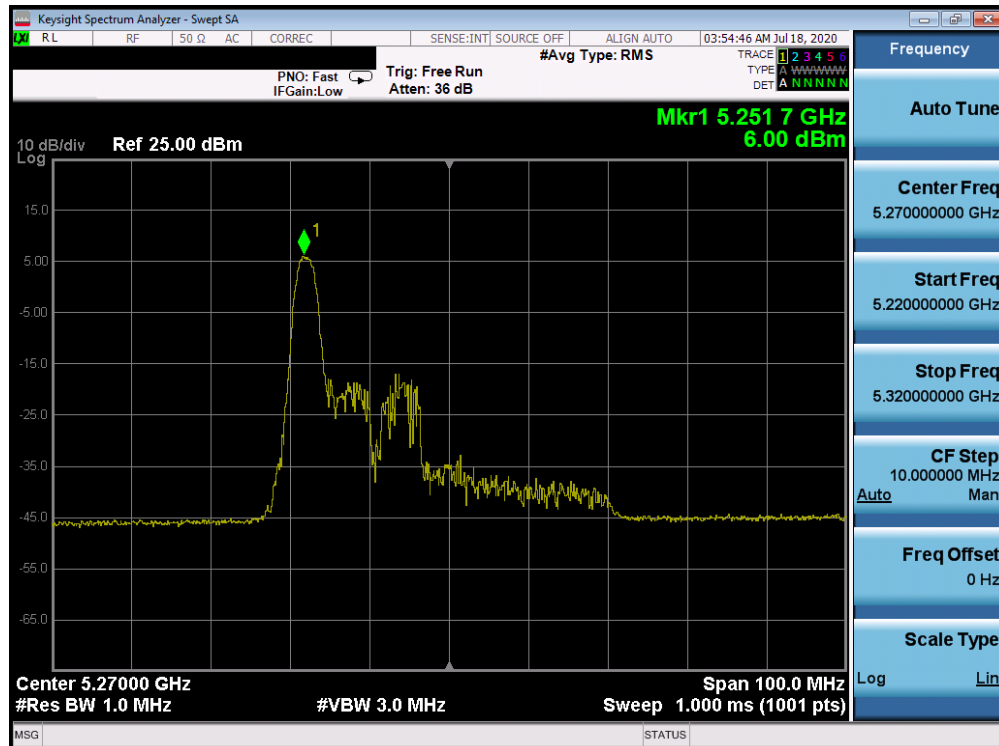


Plot 7-1034. Power Spectral Density Plot CDD Diversity Antenna 1b (20MHz BW 802.11ax- RU242 (UNII Band 2A) – Ch. 64)

FCC ID: BCGA2072	PCTEST Proud to be part of element	MEASUREMENT REPORT (CERTIFICATION)	Approved by: Quality Manager
Test Report S/N: 1C2004270030-13.BCG	Test Dates: 07/16/2020 - 09/08/2020	EUT Type: Tablet Device	Page 614 of 958

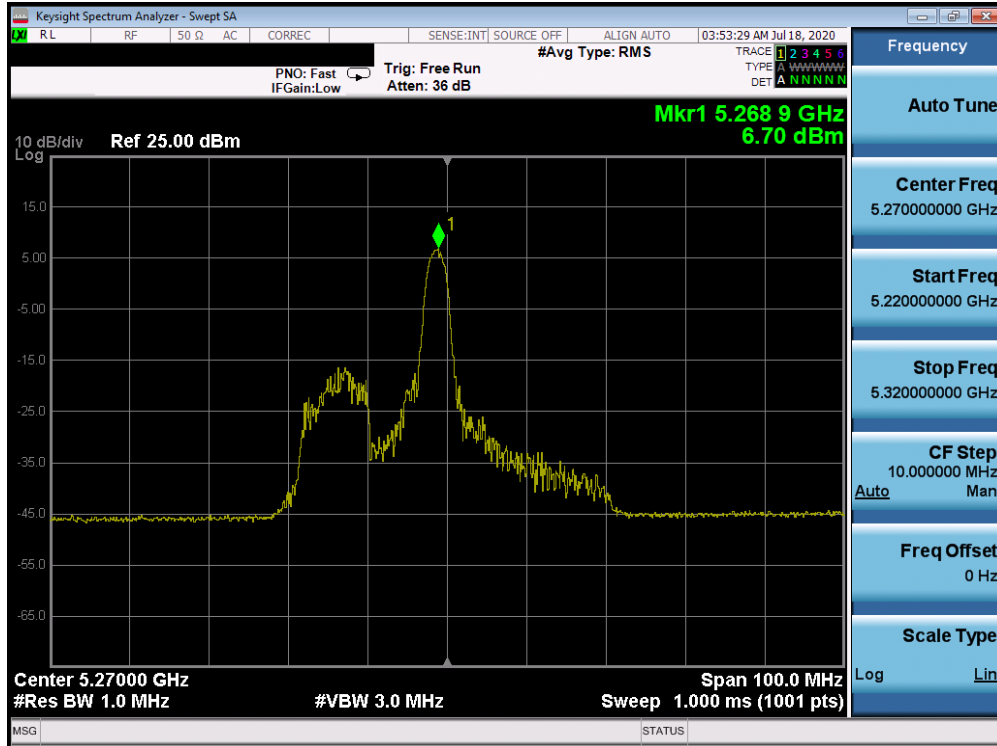


Plot 7-1035. Power Spectral Density Plot CDD Diversity Antenna 2b (40MHz BW 802.11ax Index 0 – RU26 (UNII Band 2A) – Ch. 54)

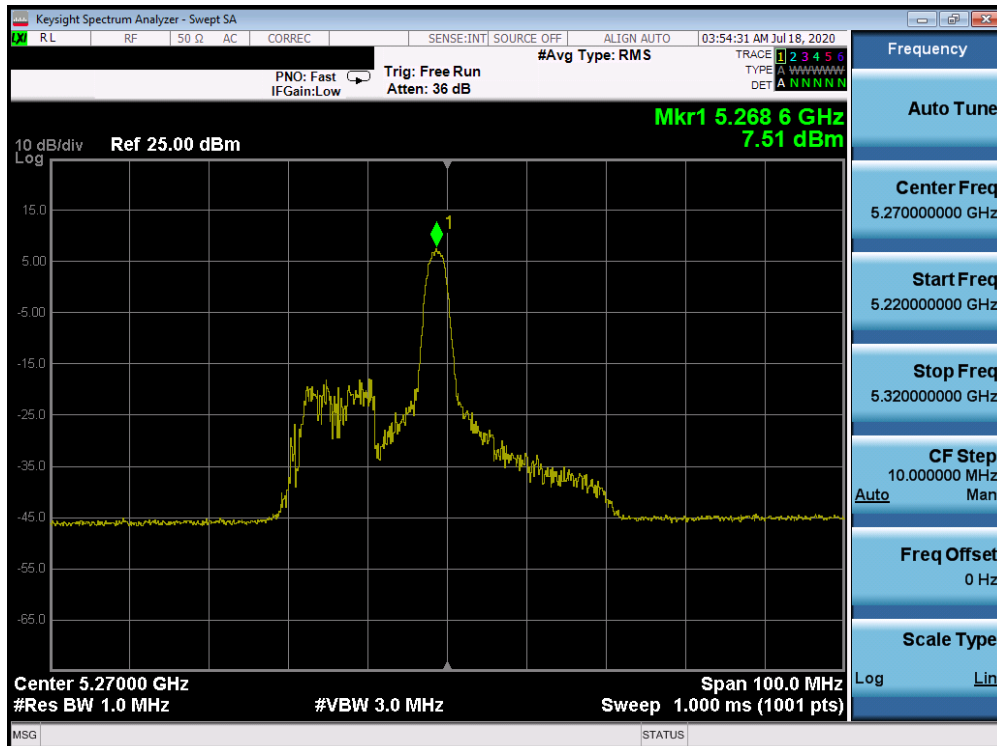


Plot 7-1036. Power Spectral Density Plot CDD Diversity Antenna 1b (40MHz BW 802.11ax Index 0 – RU26 (UNII Band 2A) – Ch. 54)

FCC ID: BCGA2072	PCTEST Proud to be part of element	MEASUREMENT REPORT (CERTIFICATION)	Approved by: Quality Manager
Test Report S/N: 1C2004270030-13.BCG	Test Dates: 07/16/2020 - 09/08/2020	EUT Type: Tablet Device	Page 615 of 958

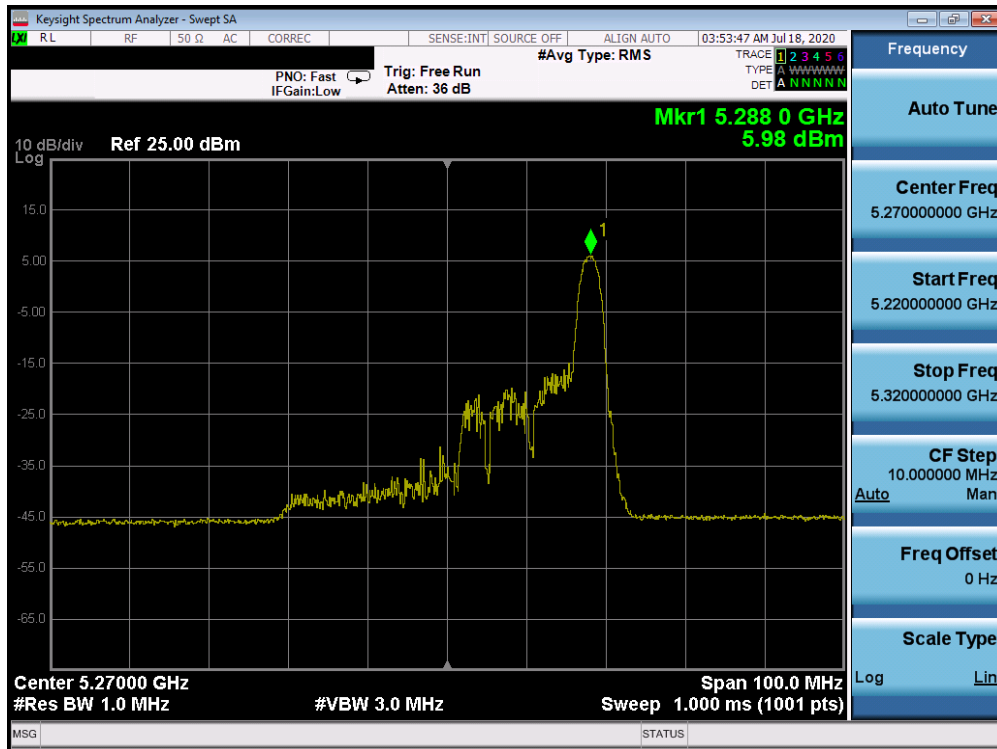


Plot 7-1037. Power Spectral Density Plot CDD Diversity Antenna 2b (40MHz BW 802.11ax Index 8 – RU26 (UNII Band 2A) – Ch. 54)

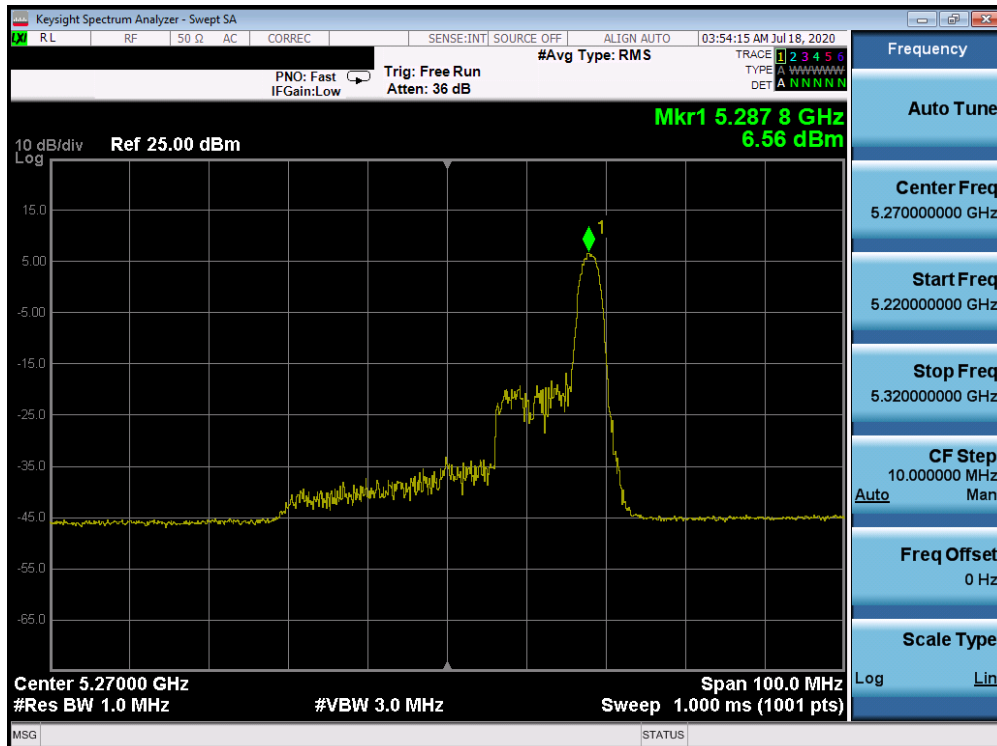


Plot 7-1038. Power Spectral Density Plot CDD Diversity Antenna 1b (40MHz BW 802.11ax Index 8 – RU26 (UNII Band 2A) – Ch. 54)

FCC ID: BCGA2072	PCTEST Proud to be part of element	MEASUREMENT REPORT (CERTIFICATION)	Approved by: Quality Manager
Test Report S/N: 1C2004270030-13.BCG	Test Dates: 07/16/2020 - 09/08/2020	EUT Type: Tablet Device	Page 616 of 958

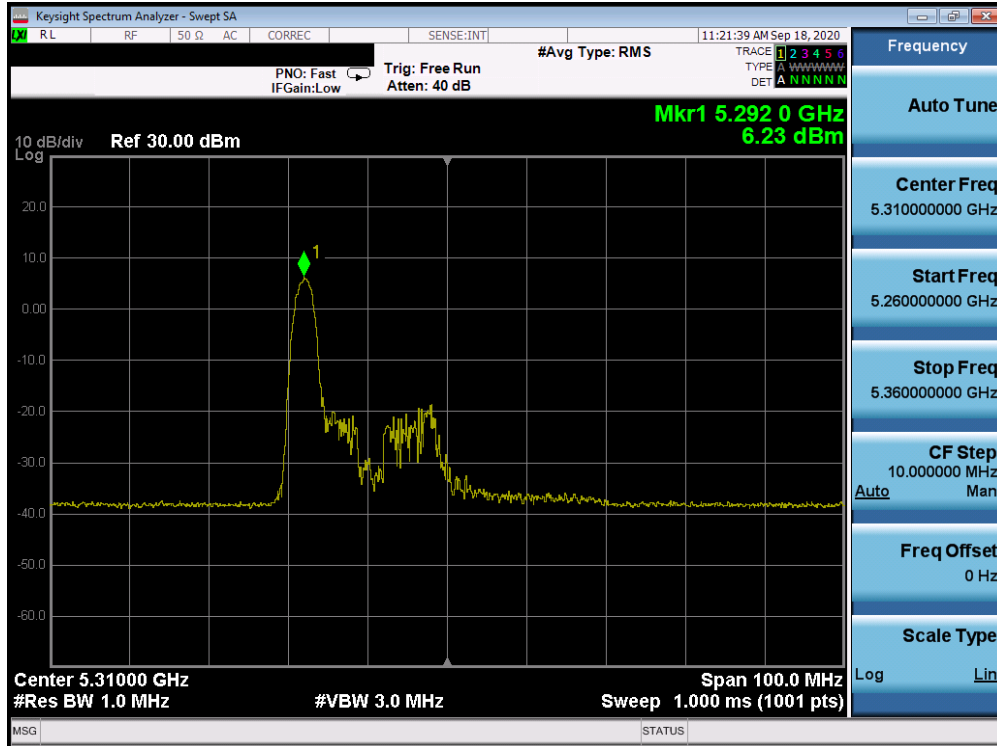


Plot 7-1039. Power Spectral Density Plot CDD Diversity Antenna 2b (40MHz BW 802.11ax Index 17 – RU26 (UNII Band 2A) – Ch. 54)

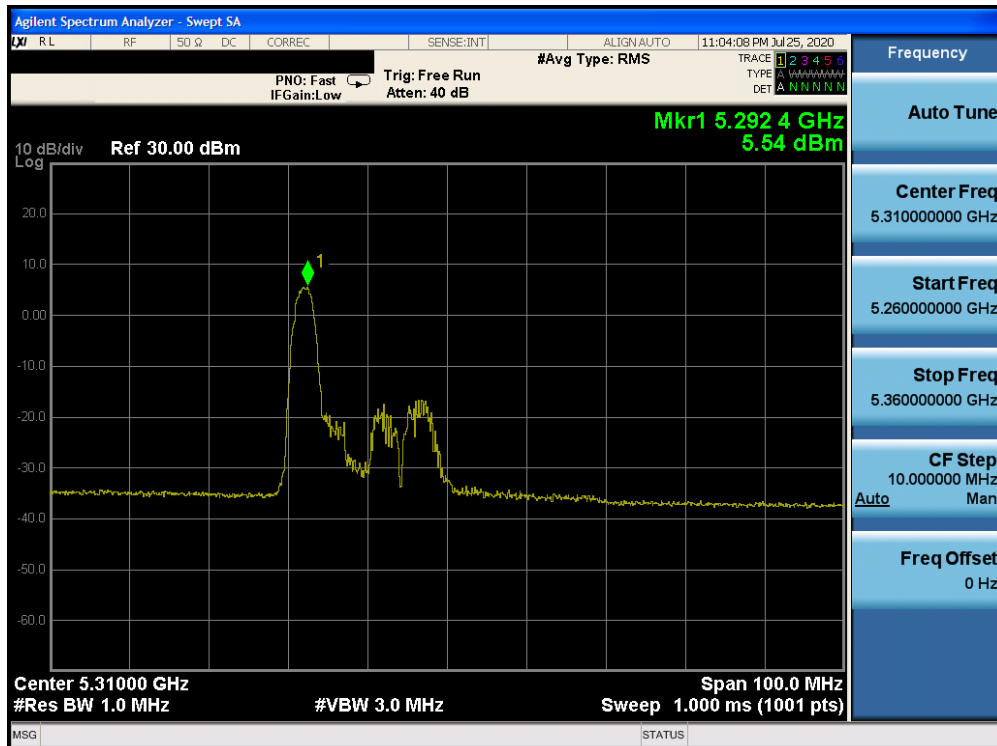


Plot 7-1040. Power Spectral Density Plot CDD Diversity Antenna 1b (40MHz BW 802.11ax Index 17 – RU26 (UNII Band 2A) – Ch. 54)

FCC ID: BCGA2072	PCTEST Proud to be part of element	MEASUREMENT REPORT (CERTIFICATION)	Approved by: Quality Manager
Test Report S/N: 1C2004270030-13.BCG	Test Dates: 07/16/2020 - 09/08/2020	EUT Type: Tablet Device	Page 617 of 958



Plot 7-1041. Power Spectral Density Plot CDD Diversity Antenna 2b (40MHz BW 802.11ax Index 0 – RU26 (UNII Band 2A) – Ch. 62)

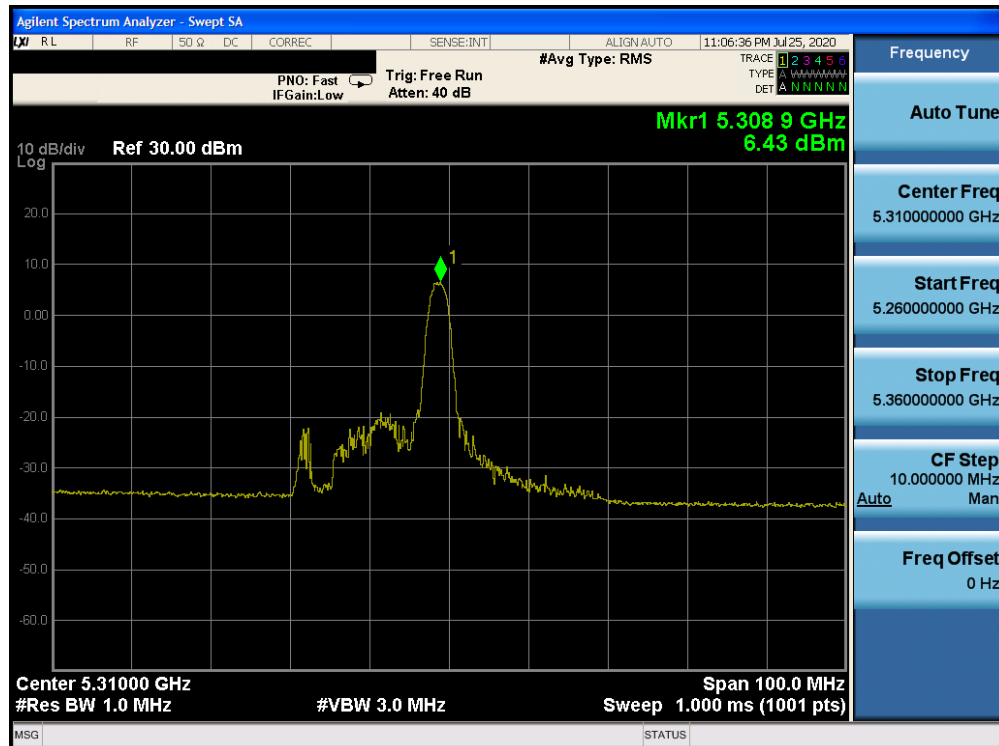


Plot 7-1042. Power Spectral Density Plot CDD Diversity Antenna 1b (40MHz BW 802.11ax Index 0 – RU26 (UNII Band 2A) – Ch. 62)

FCC ID: BCGA2072	PCTEST Proud to be part of element	MEASUREMENT REPORT (CERTIFICATION)	Approved by: Quality Manager
Test Report S/N: 1C2004270030-13.BCG	Test Dates: 07/16/2020 - 09/08/2020	EUT Type: Tablet Device	Page 618 of 958

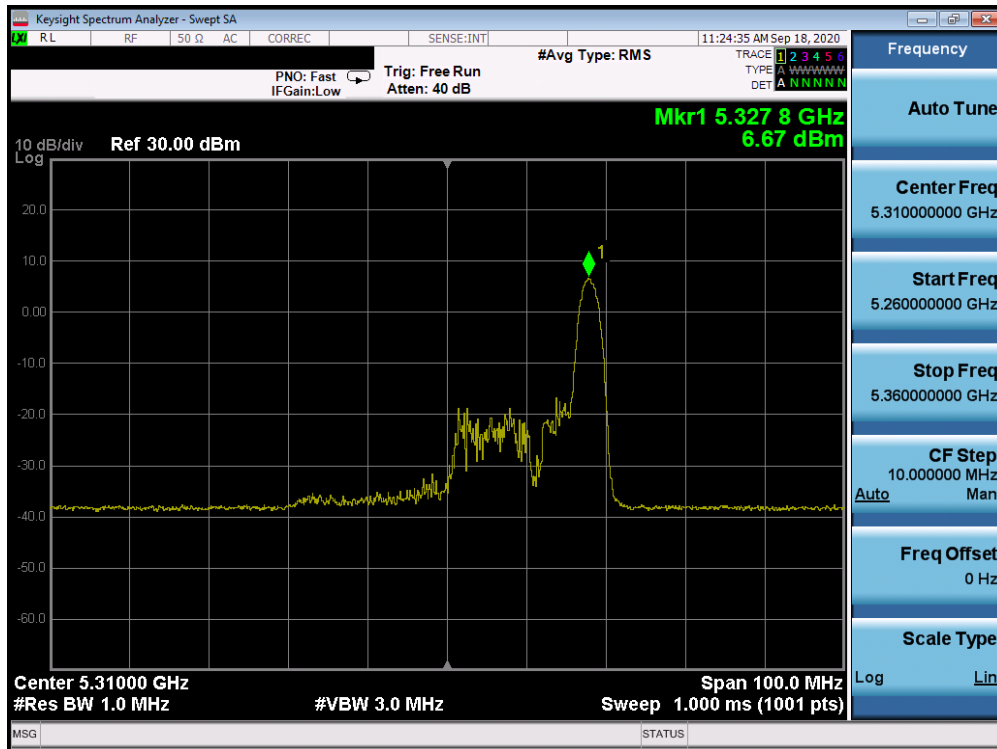


Plot 7-1043. Power Spectral Density Plot CDD Diversity Antenna 2b (40MHz BW 802.11ax Index 8 – RU26 (UNII Band 2A) – Ch. 62)

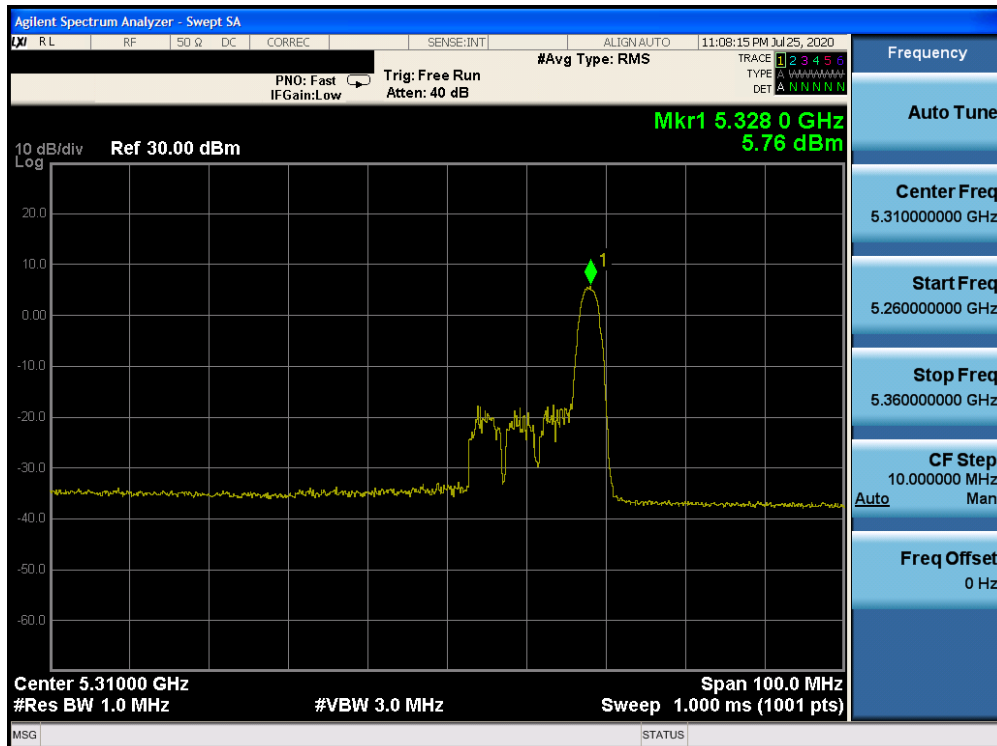


Plot 7-1044. Power Spectral Density Plot CDD Diversity Antenna 1b (40MHz BW 802.11ax Index 8 – RU26 (UNII Band 2A) – Ch. 62)

FCC ID: BCGA2072	PCTEST Proud to be part of element	MEASUREMENT REPORT (CERTIFICATION)	Approved by: Quality Manager
Test Report S/N: 1C2004270030-13.BCG	Test Dates: 07/16/2020 - 09/08/2020	EUT Type: Tablet Device	Page 619 of 958

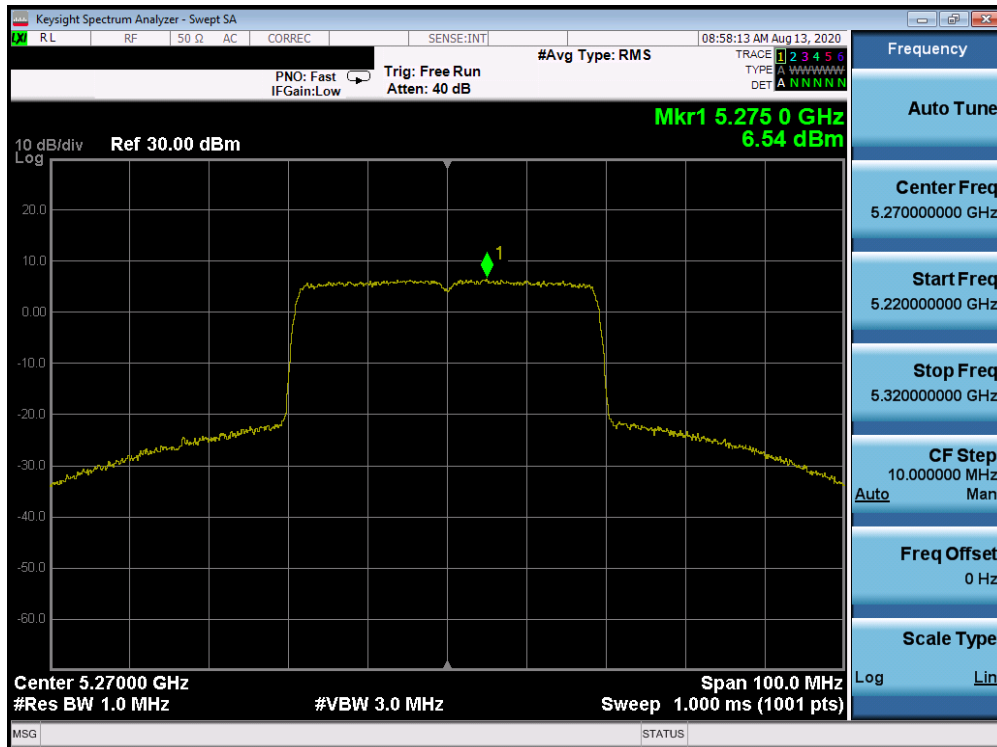


Plot 7-1045. Power Spectral Density Plot CDD Diversity Antenna 2b (40MHz BW 802.11ax Index 17 – RU26 (UNII Band 2A) – Ch. 62)

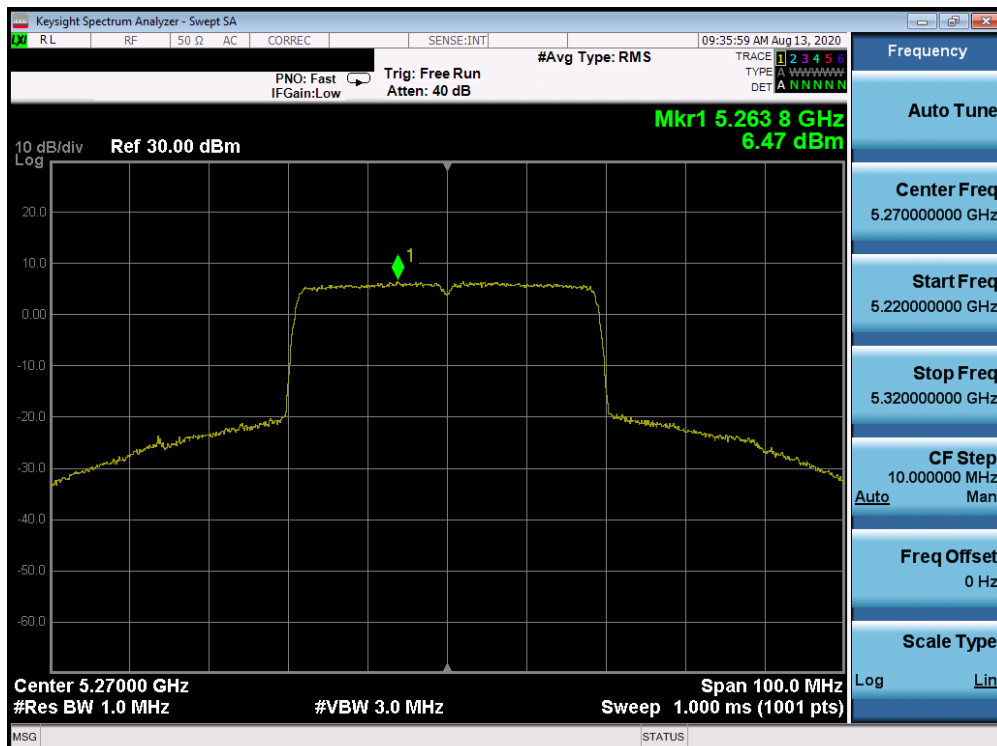


Plot 7-1046. Power Spectral Density Plot CDD Diversity Antenna 1b (40MHz BW 802.11ax Index 17 – RU26 (UNII Band 2A) – Ch. 62)

FCC ID: BCGA2072	PCTEST Proud to be part of element	MEASUREMENT REPORT (CERTIFICATION)	Approved by: Quality Manager
Test Report S/N: 1C2004270030-13.BCG	Test Dates: 07/16/2020 - 09/08/2020	EUT Type: Tablet Device	Page 620 of 958

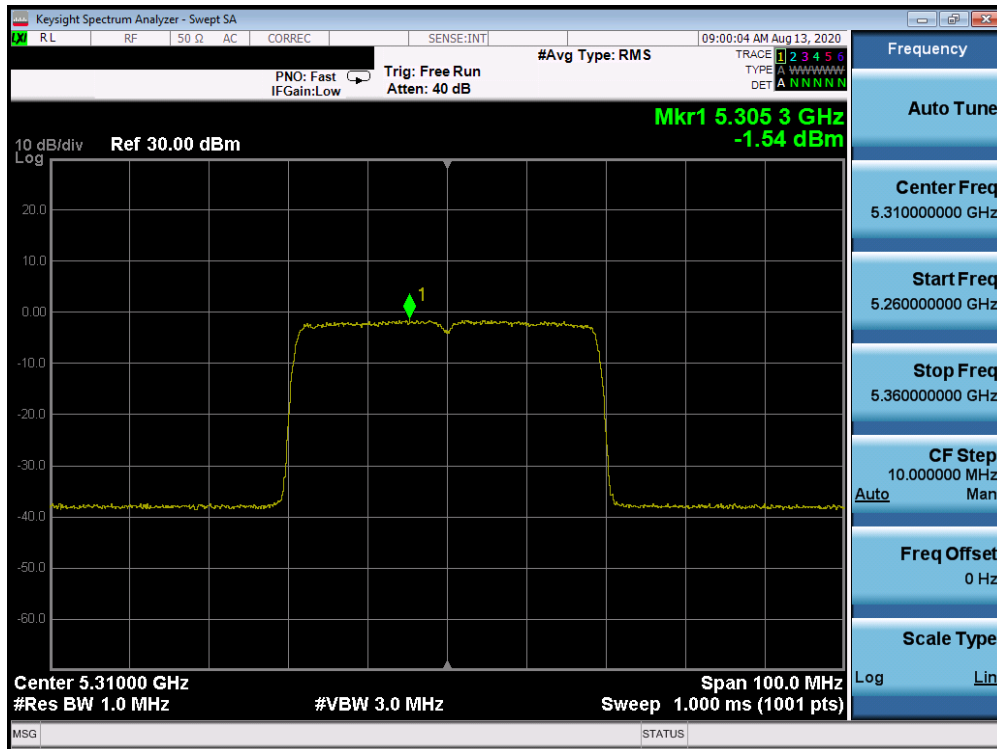


Plot 7-1047. Power Spectral Density Plot CDD Diversity Antenna 2b (40MHz BW 802.11ax – RU484 (UNII Band 2A) – Ch. 54)

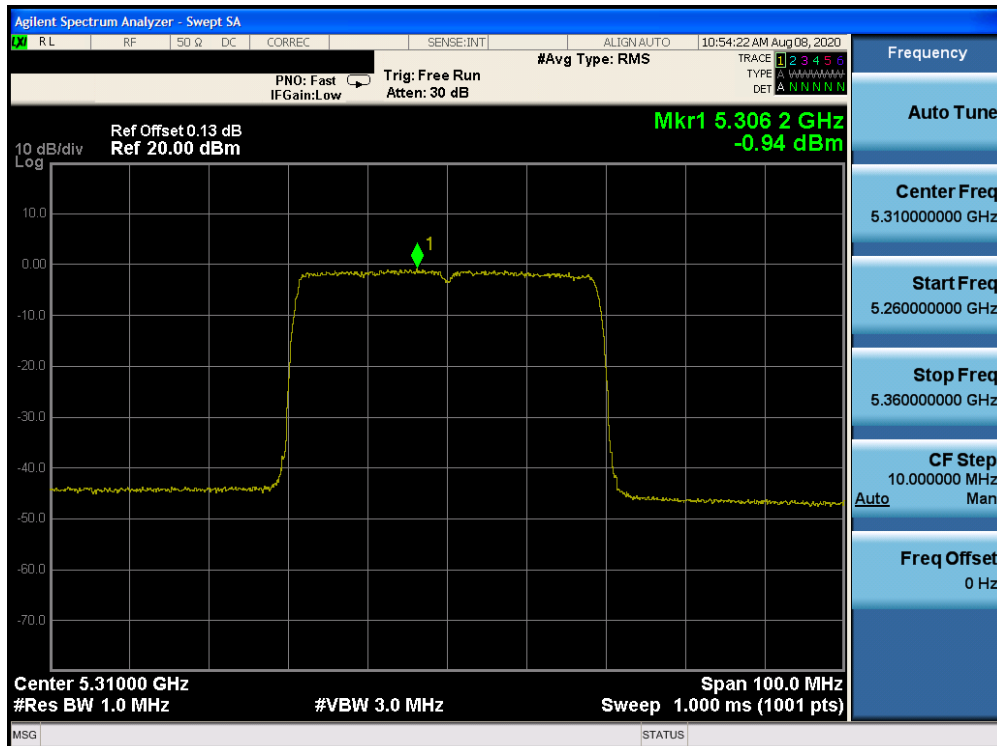


Plot 7-1048. Power Spectral Density Plot CDD Diversity Antenna 1b (40MHz BW 802.11ax – RU484 (UNII Band 2A) – Ch. 54)

FCC ID: BCGA2072	PCTEST Proud to be part of element	MEASUREMENT REPORT (CERTIFICATION)	Approved by: Quality Manager
Test Report S/N: 1C2004270030-13.BCG	Test Dates: 07/16/2020 - 09/08/2020	EUT Type: Tablet Device	Page 621 of 958

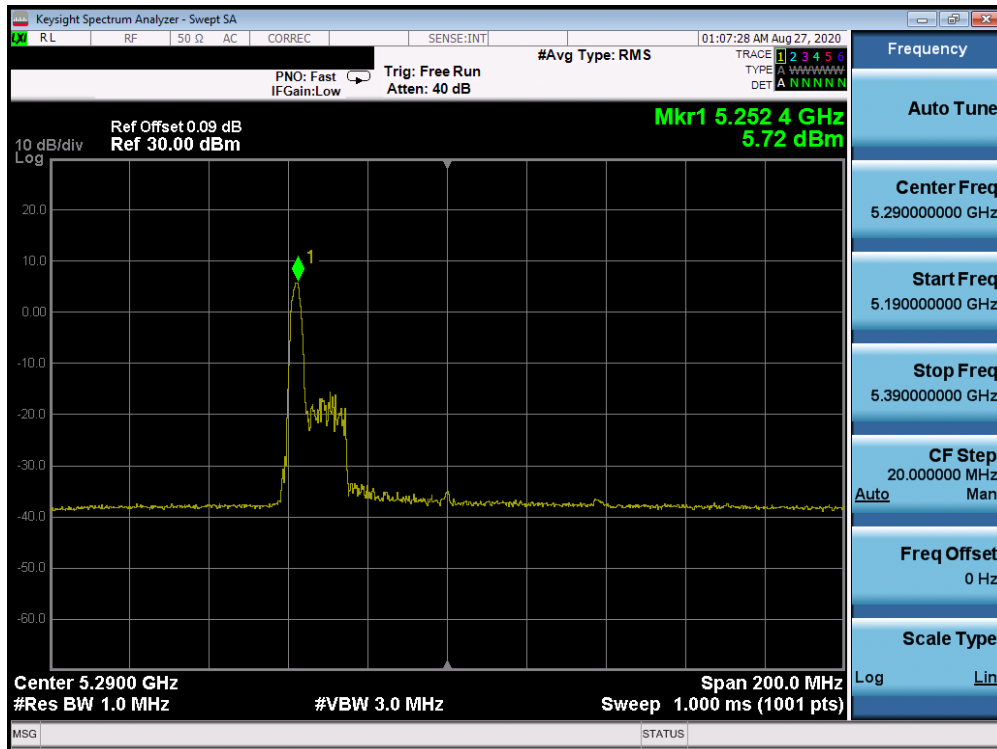


Plot 7-1049. Power Spectral Density Plot CDD Diversity Antenna 2b (40MHz BW 802.11ax – RU484 (UNII Band 2A) – Ch. 62)

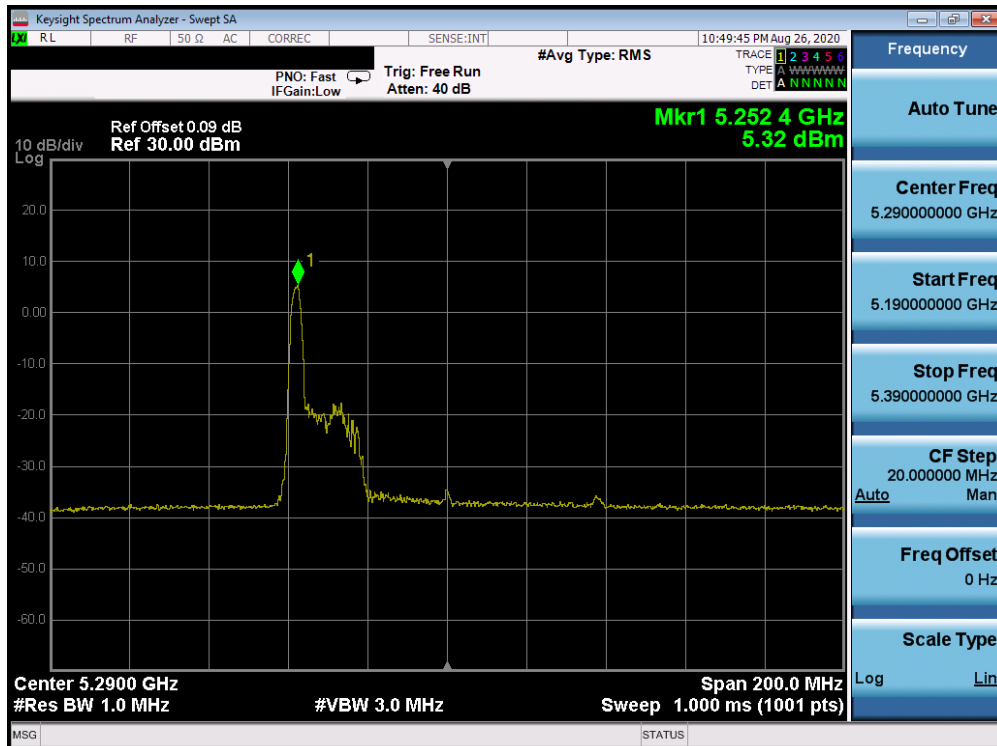


Plot 7-1050. Power Spectral Density Plot CDD Diversity Antenna 1b (40MHz BW 802.11ax – RU484 (UNII Band 2A) – Ch. 62)

FCC ID: BCGA2072	PCTEST Proud to be part of element	MEASUREMENT REPORT (CERTIFICATION)	Approved by: Quality Manager
Test Report S/N: 1C2004270030-13.BCG	Test Dates: 07/16/2020 - 09/08/2020	EUT Type: Tablet Device	Page 622 of 958



Plot 7-1051. Power Spectral Density Plot CDD Diversity Antenna 2b (80MHz BW 802.11ax Index 0 – RU26 (UNII Band 2A) – Ch. 58)

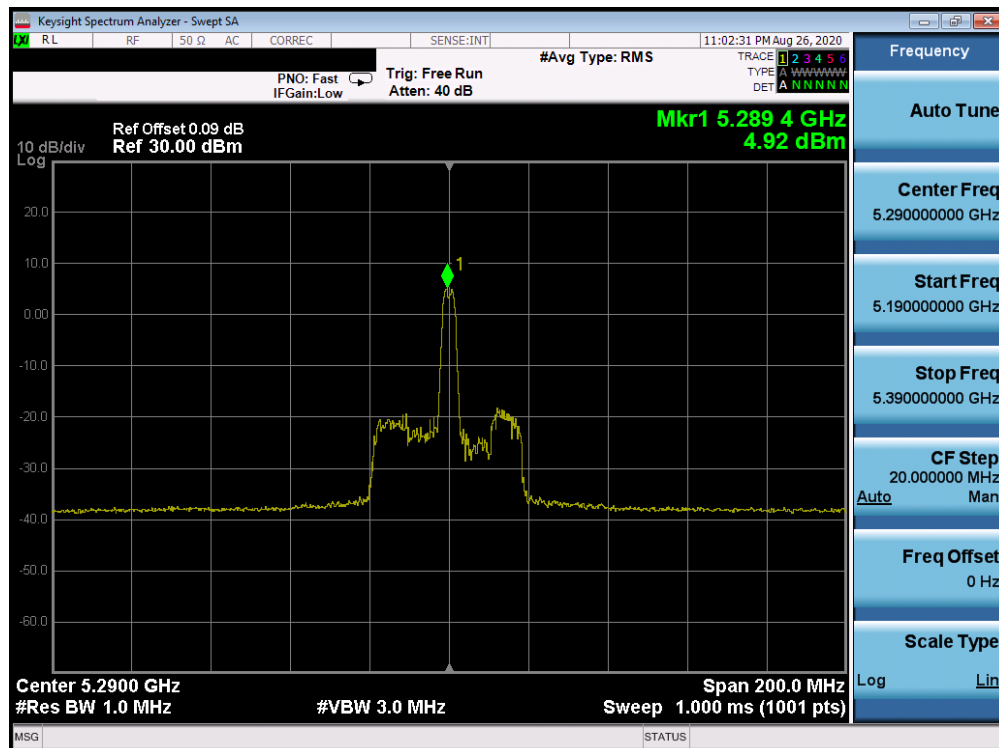


Plot 7-1052. Power Spectral Density Plot CDD Diversity Antenna 1b (80MHz BW 802.11ax Index 0 – RU26 (UNII Band 2A) – Ch. 58)

FCC ID: BCGA2072	PCTEST Proud to be part of element	MEASUREMENT REPORT (CERTIFICATION)	Approved by: Quality Manager
Test Report S/N: 1C2004270030-13.BCG	Test Dates: 07/16/2020 - 09/08/2020	EUT Type: Tablet Device	Page 623 of 958

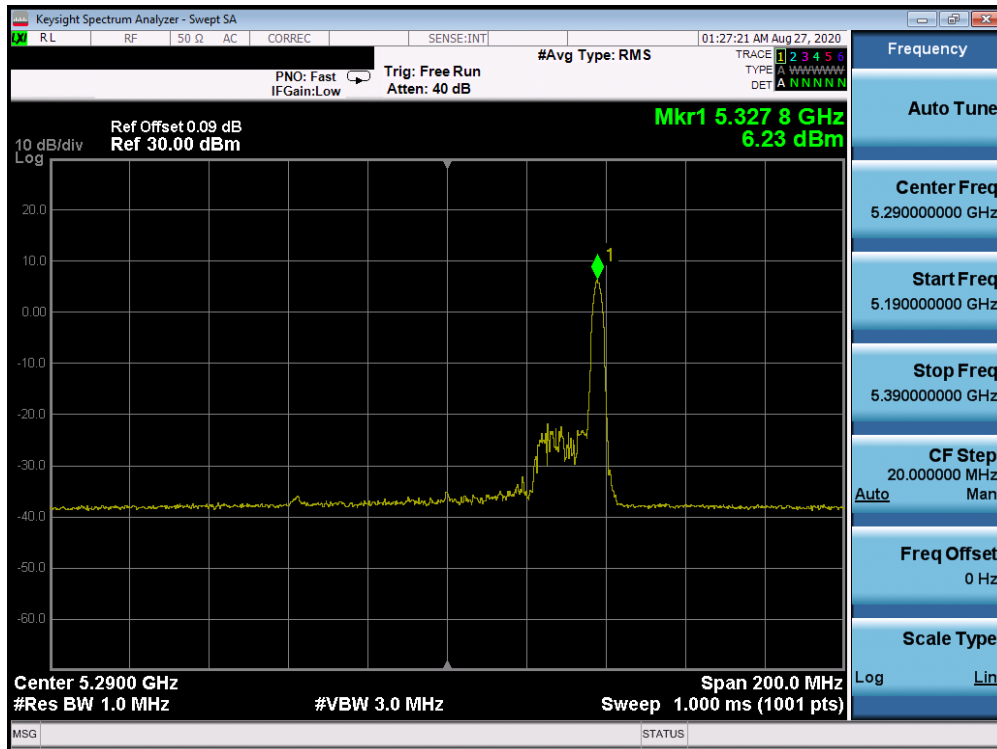


Plot 7-1053. Power Spectral Density Plot CDD Diversity Antenna 2b (80MHz BW 802.11ax Index 18 – RU26 (UNII Band 2A) – Ch. 58)

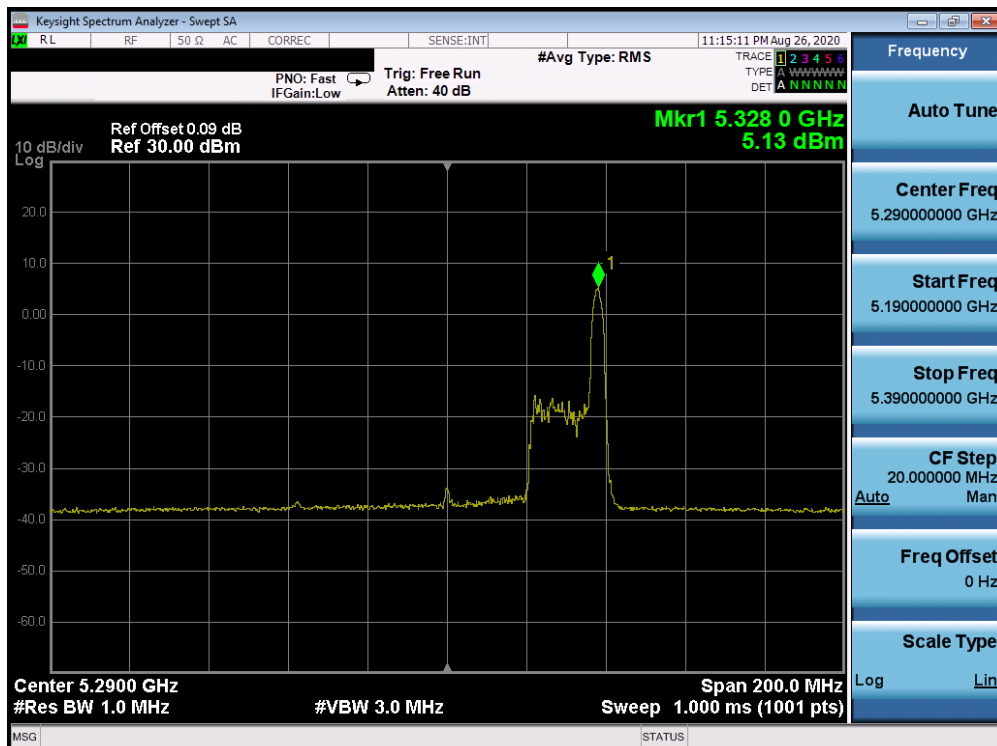


Plot 7-1054. Power Spectral Density Plot CDD Diversity Antenna 1b (80MHz BW 802.11ax Index 18 – RU26 (UNII Band 2A) – Ch. 58)

FCC ID: BCGA2072	PCTEST Proud to be part of element	MEASUREMENT REPORT (CERTIFICATION)	Approved by: Quality Manager
Test Report S/N: 1C2004270030-13.BCG	Test Dates: 07/16/2020 - 09/08/2020	EUT Type: Tablet Device	Page 624 of 958

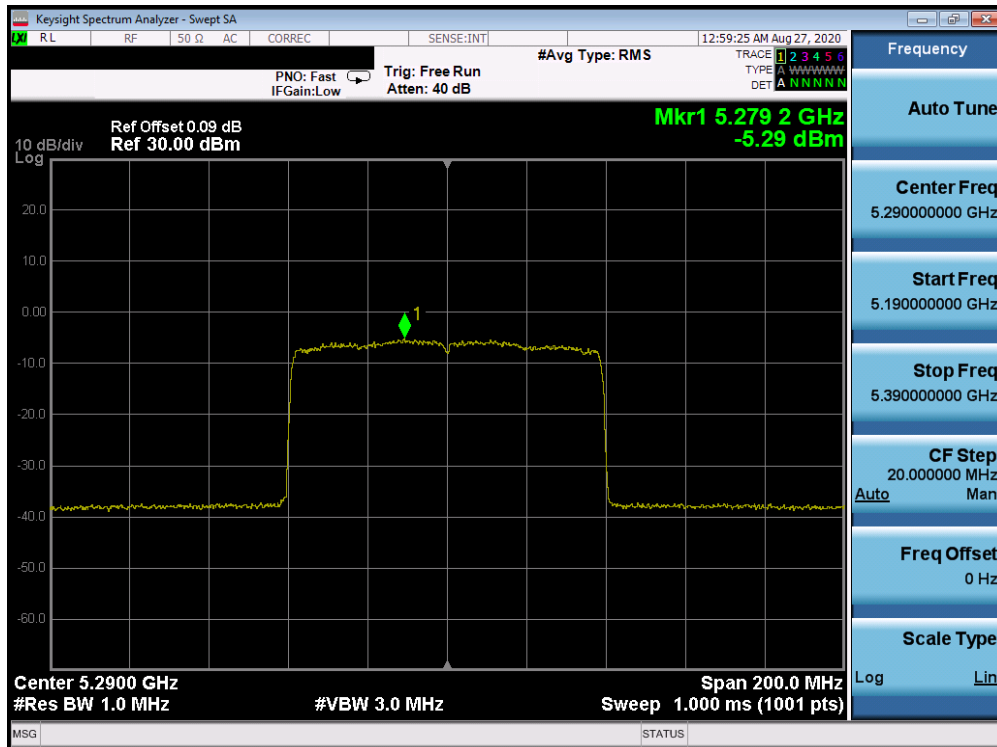


Plot 7-1055. Power Spectral Density Plot CDD Diversity Antenna 2b (80MHz BW 802.11ax Index 36 – RU26 (UNII Band 2A) – Ch. 58)

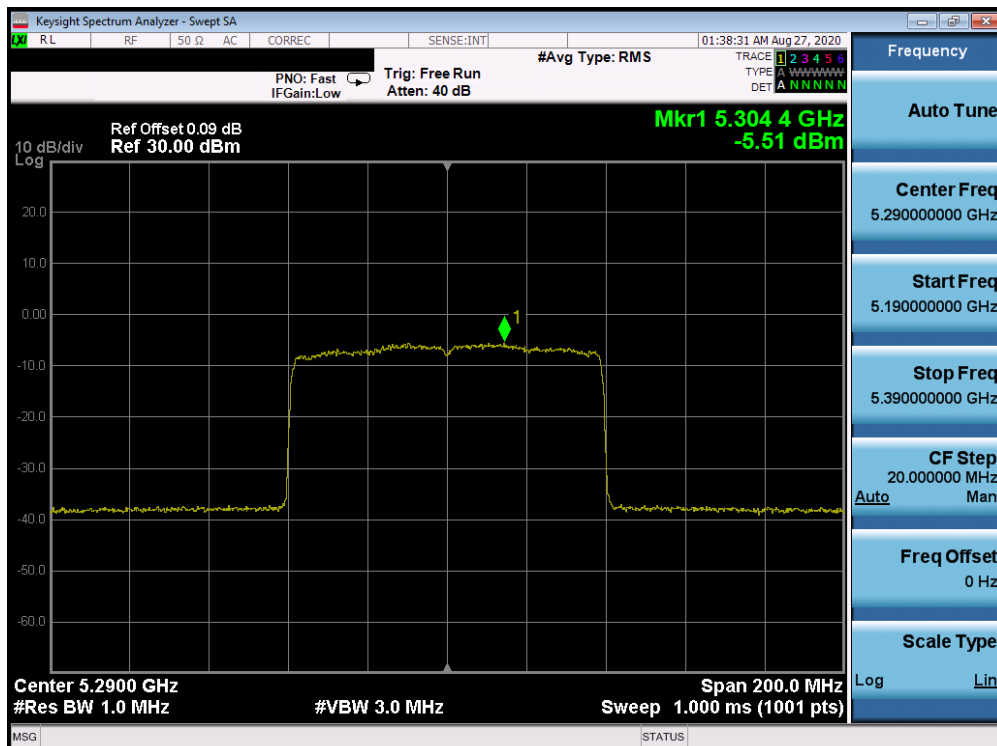


Plot 7-1056. Power Spectral Density Plot CDD Diversity Antenna 1b (80MHz BW 802.11ax Index 36 – RU26 (UNII Band 2A) – Ch. 58)

FCC ID: BCGA2072	PCTEST Proud to be part of element	MEASUREMENT REPORT (CERTIFICATION)	Approved by: Quality Manager
Test Report S/N: 1C2004270030-13.BCG	Test Dates: 07/16/2020 - 09/08/2020	EUT Type: Tablet Device	Page 625 of 958

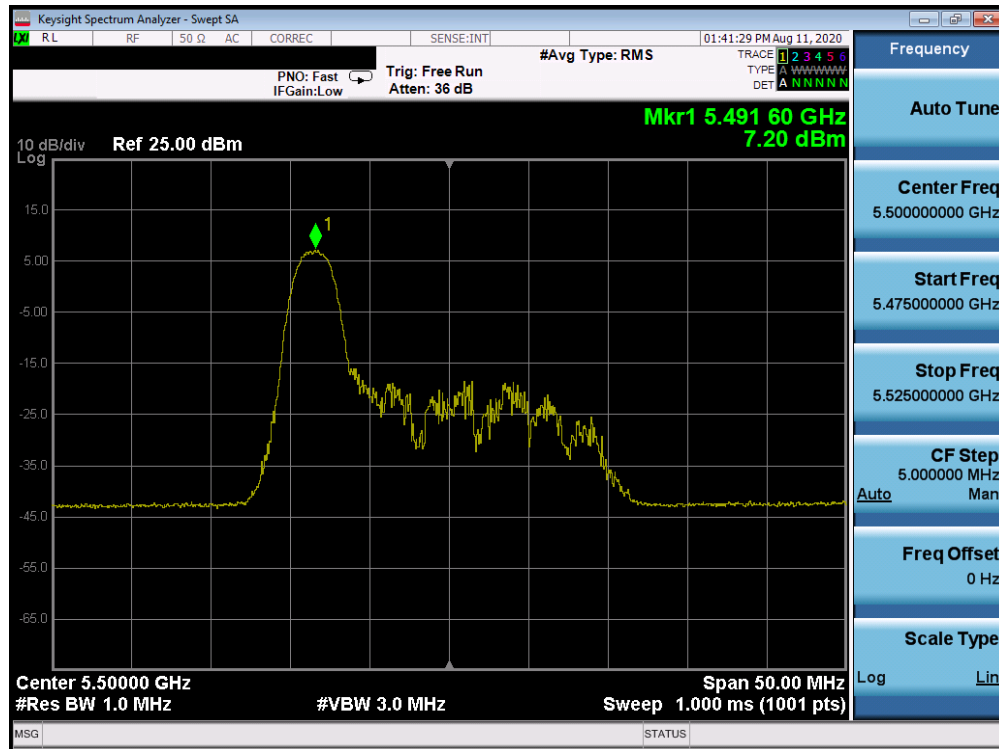


Plot 7-1057. Power Spectral Density Plot CDD Diversity Antenna 2b (80MHz BW 802.11ax – RU996 (UNII Band 2A) – Ch. 58)

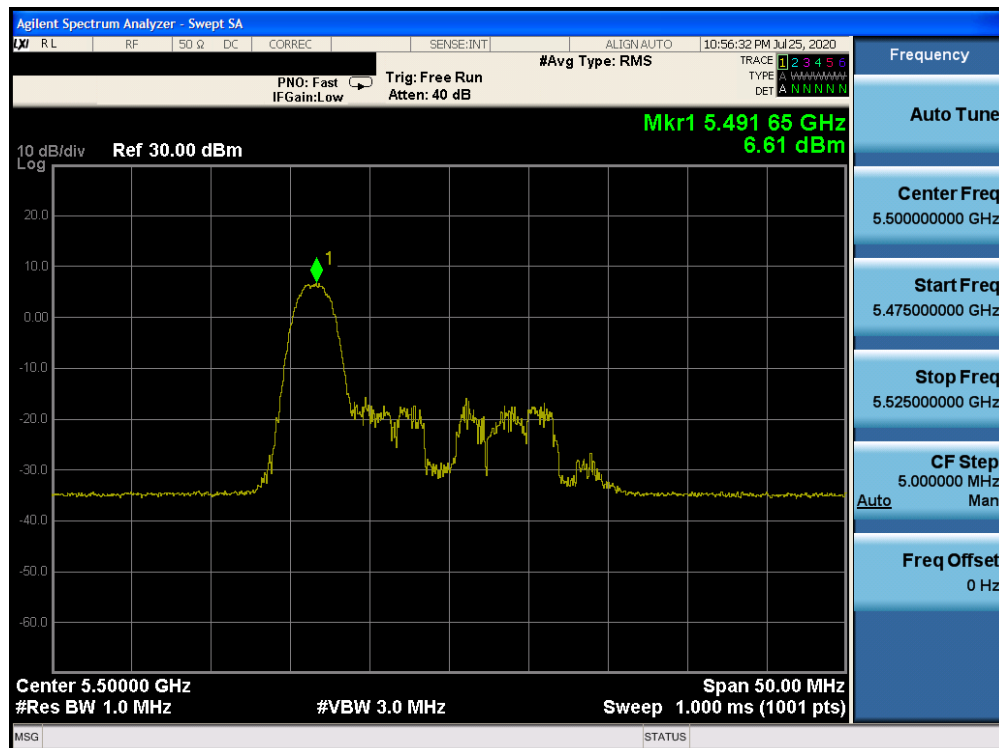


Plot 7-1058. Power Spectral Density Plot CDD Diversity Antenna 1b (80MHz BW 802.11ax – RU996 (UNII Band 2A) – Ch. 58)

FCC ID: BCGA2072	PCTEST Proud to be part of element	MEASUREMENT REPORT (CERTIFICATION)	Approved by: Quality Manager
Test Report S/N: 1C2004270030-13.BCG	Test Dates: 07/16/2020 - 09/08/2020	EUT Type: Tablet Device	Page 626 of 958

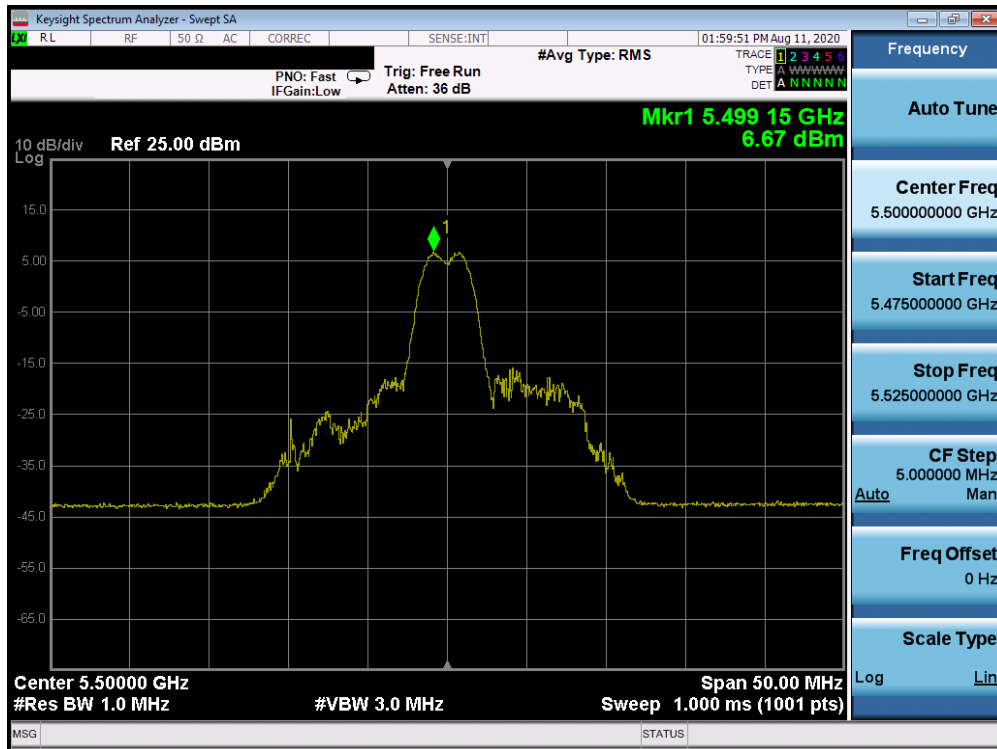


Plot 7-1059. Power Spectral Density Plot CDD Diversity Antenna 2b (20MHz BW 802.11ax Index 0 – RU26 (UNII Band 2C) – Ch. 100)

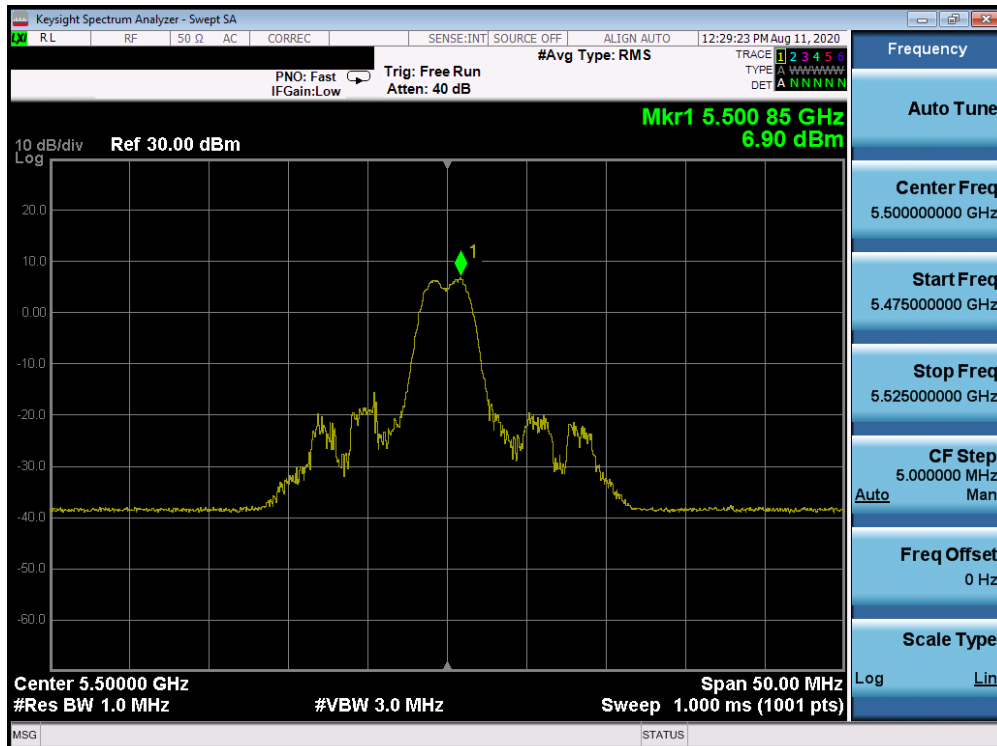


Plot 7-1060. Power Spectral Density Plot CDD Diversity Antenna 1b (20MHz BW 802.11ax Index 0 – RU26 (UNII Band 2C) – Ch. 100)

FCC ID: BCGA2072	PCTEST Proud to be part of element	MEASUREMENT REPORT (CERTIFICATION)	Approved by: Quality Manager
Test Report S/N: 1C2004270030-13.BCG	Test Dates: 07/16/2020 - 09/08/2020	EUT Type: Tablet Device	Page 627 of 958

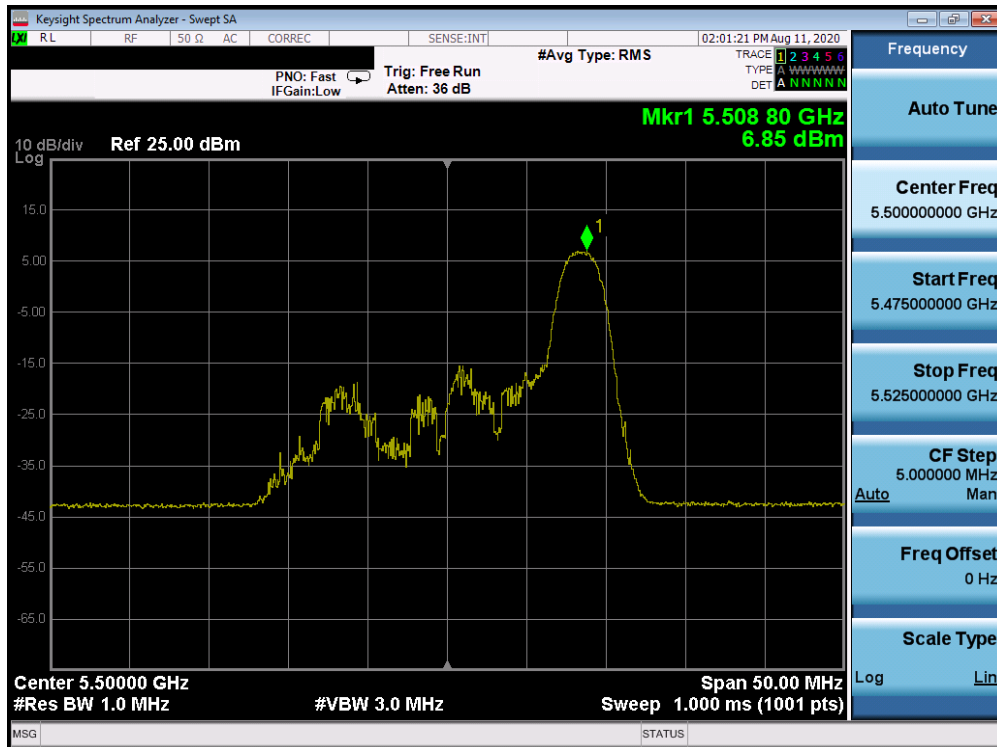


Plot 7-1061. Power Spectral Density Plot CDD Diversity Antenna 2b (20MHz BW 802.11ax Index 4 – RU26 (UNII Band 2C) – Ch. 100)

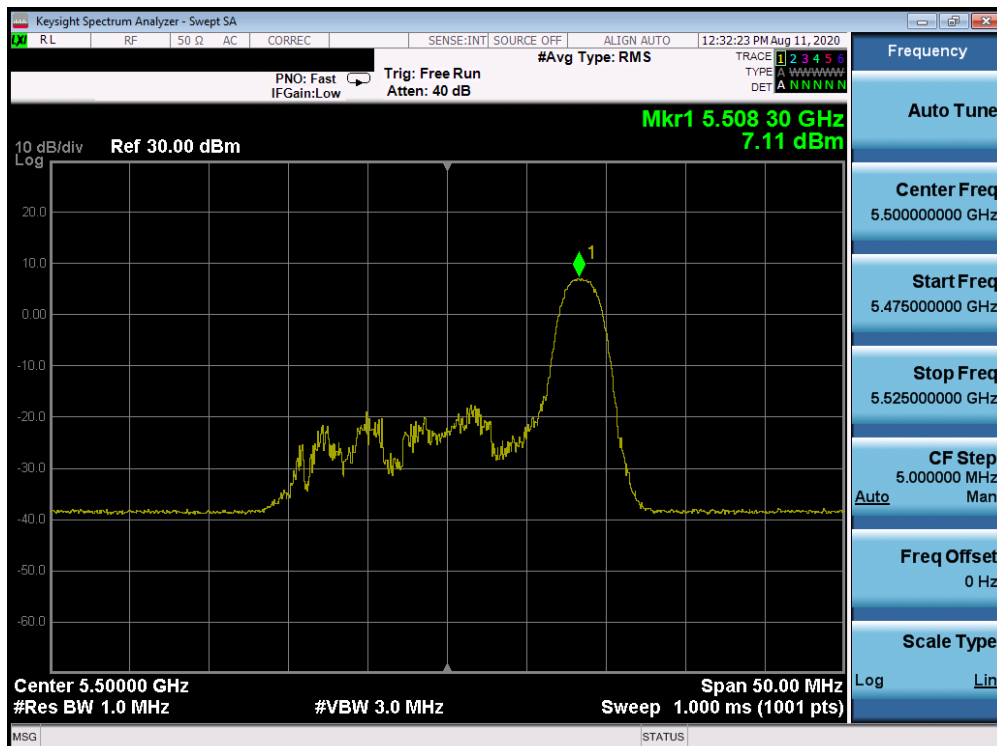


Plot 7-1062. Power Spectral Density Plot CDD Diversity Antenna 1b (20MHz BW 802.11ax Index 4 – RU26 (UNII Band 2C) – Ch. 100)

FCC ID: BCGA2072	PCTEST Proud to be part of element	MEASUREMENT REPORT (CERTIFICATION)	Approved by: Quality Manager
Test Report S/N: 1C2004270030-13.BCG	Test Dates: 07/16/2020 - 09/08/2020	EUT Type: Tablet Device	Page 628 of 958

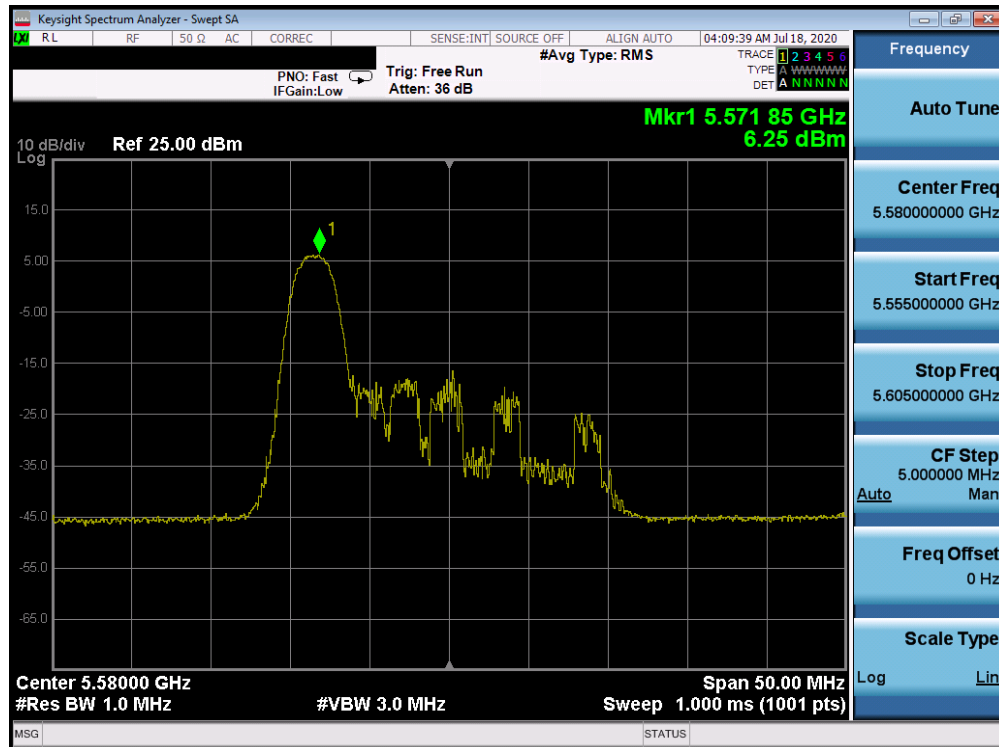


Plot 7-1063. Power Spectral Density Plot CDD Diversity Antenna 2b (20MHz BW 802.11ax Index 8 – RU26 (UNII Band 2C) – Ch. 100)

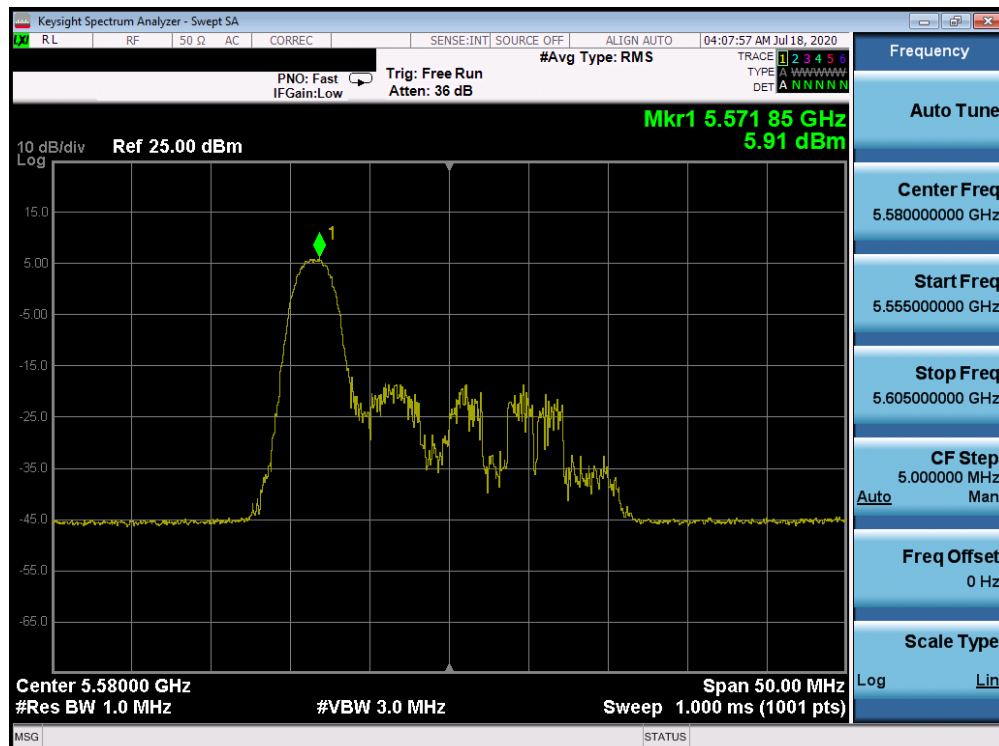


Plot 7-1064. Power Spectral Density Plot CDD Diversity Antenna 1b (20MHz BW 802.11ax Index 8 – RU26 (UNII Band 2C) – Ch. 100)

FCC ID: BCGA2072	PCTEST Proud to be part of element	MEASUREMENT REPORT (CERTIFICATION)	Approved by: Quality Manager
Test Report S/N: 1C2004270030-13.BCG	Test Dates: 07/16/2020 - 09/08/2020	EUT Type: Tablet Device	Page 629 of 958

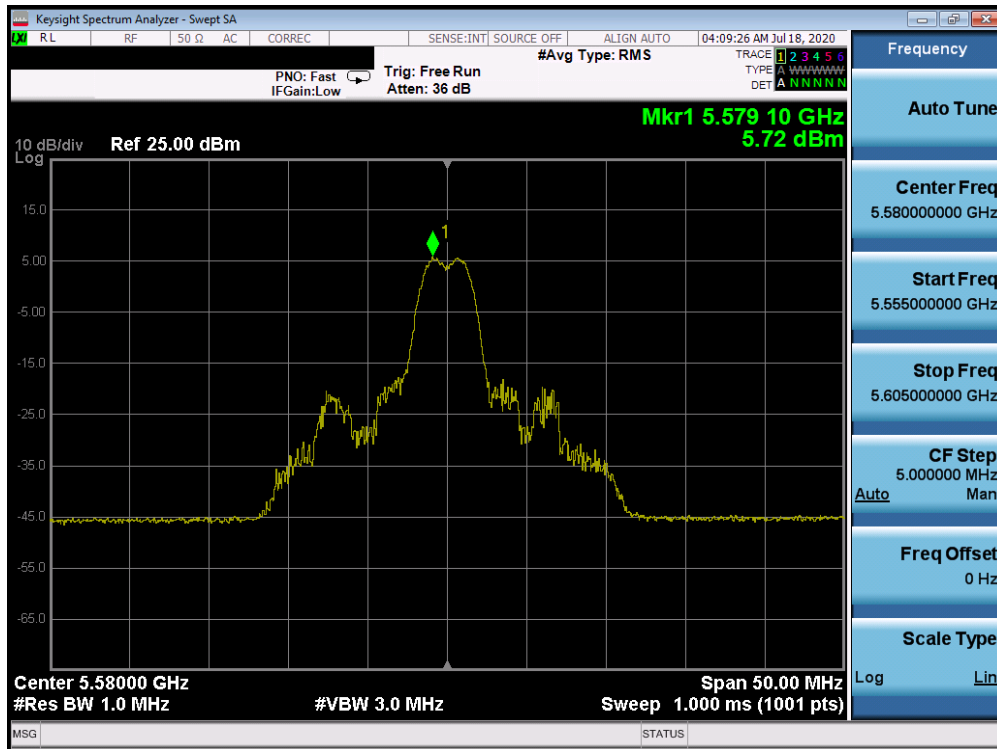


Plot 7-1065. Power Spectral Density Plot CDD Diversity Antenna 2b (20MHz BW 802.11ax Index 0 – RU26 (UNII Band 2C) – Ch. 116)

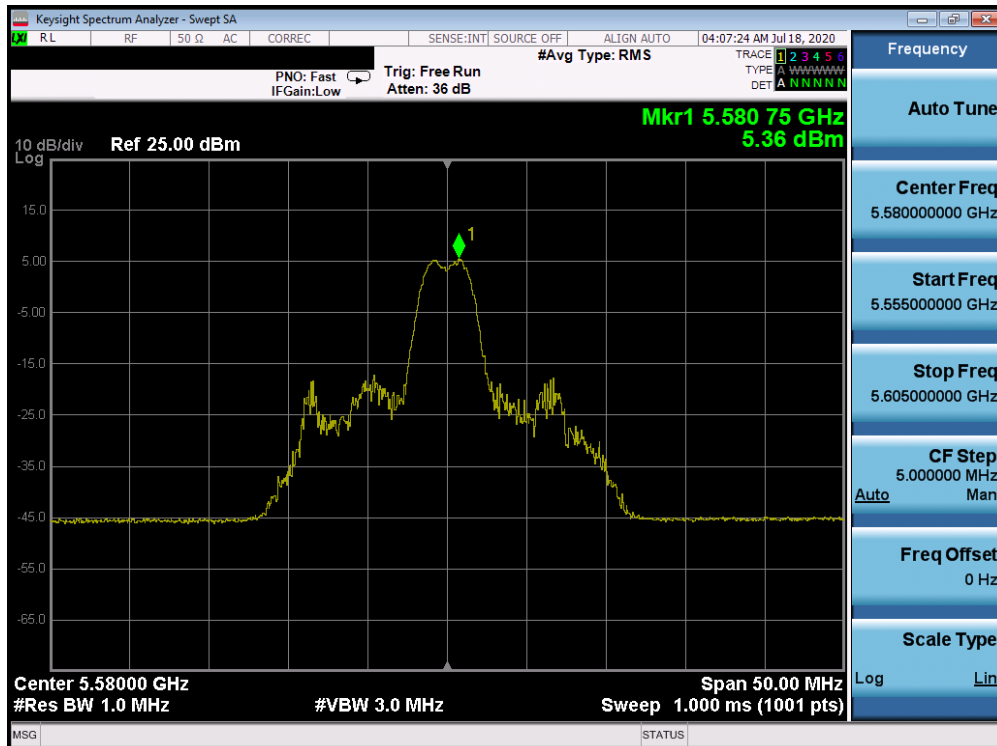


Plot 7-1066. Power Spectral Density Plot CDD Diversity Antenna 1b (20MHz BW 802.11ax Index 0 – RU26 (UNII Band 2C) – Ch. 116)

FCC ID: BCGA2072	PCTEST Proud to be part of element	MEASUREMENT REPORT (CERTIFICATION)	Approved by: Quality Manager
Test Report S/N: 1C2004270030-13.BCG	Test Dates: 07/16/2020 - 09/08/2020	EUT Type: Tablet Device	Page 630 of 958

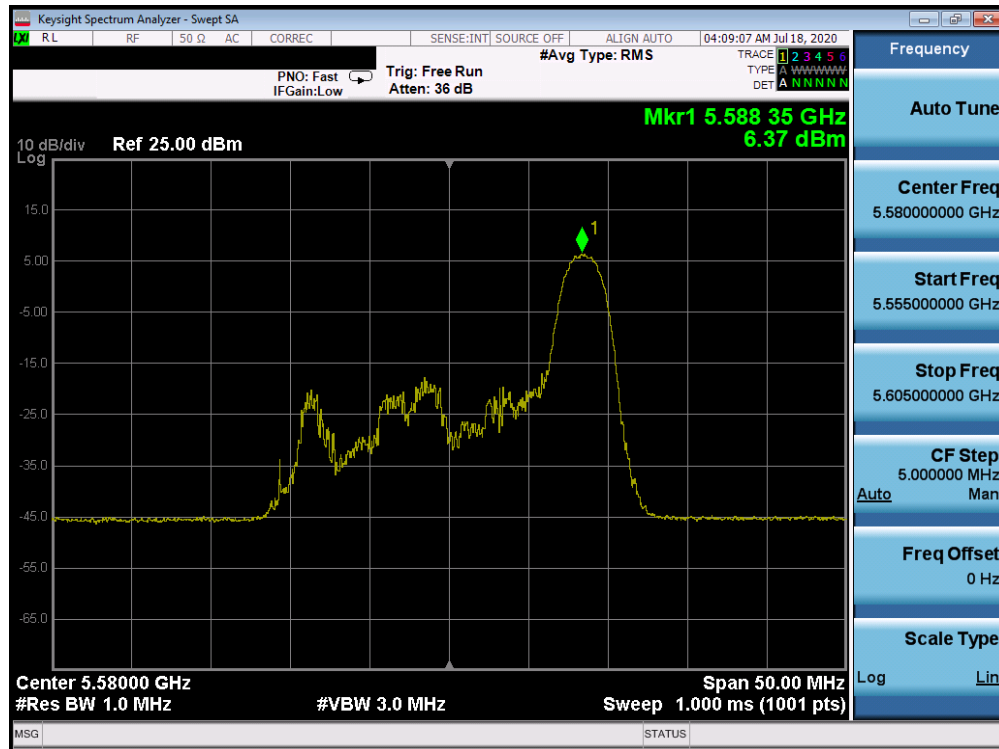


Plot 7-1067. Power Spectral Density Plot CDD Diversity Antenna 2b (20MHz BW 802.11ax Index 4 – RU26 (UNII Band 2C) – Ch. 116)

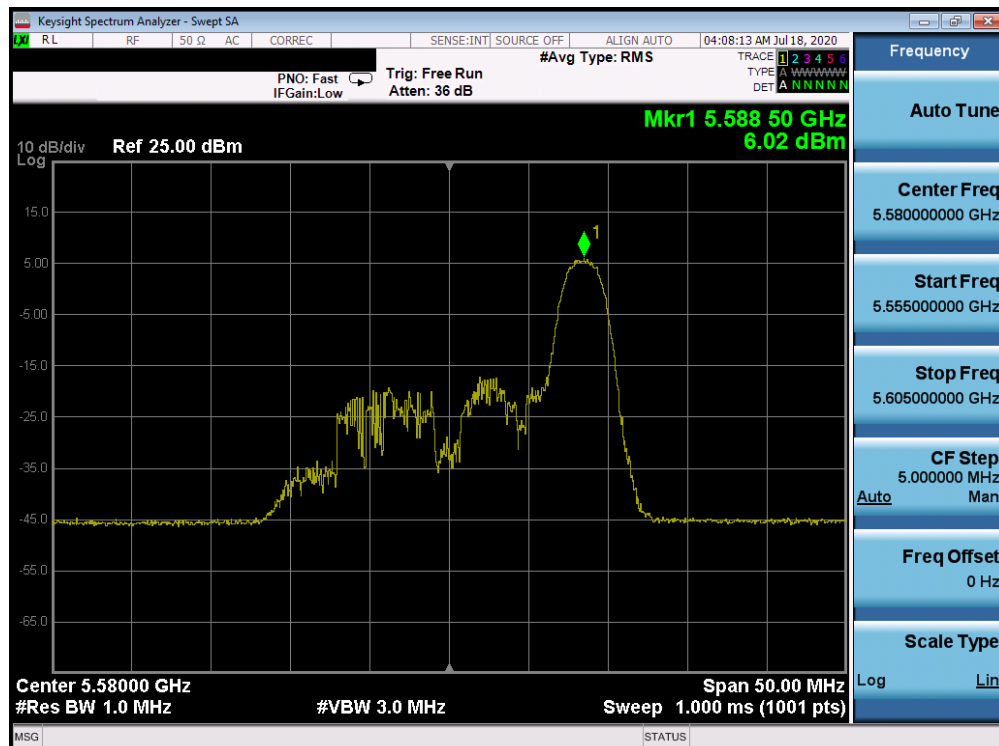


Plot 7-1068. Power Spectral Density Plot CDD Diversity Antenna 1b (20MHz BW 802.11ax Index 4 – RU26 (UNII Band 2C) – Ch. 116)

FCC ID: BCGA2072	PCTEST Proud to be part of element	MEASUREMENT REPORT (CERTIFICATION)	Approved by: Quality Manager
Test Report S/N: 1C2004270030-13.BCG	Test Dates: 07/16/2020 - 09/08/2020	EUT Type: Tablet Device	Page 631 of 958

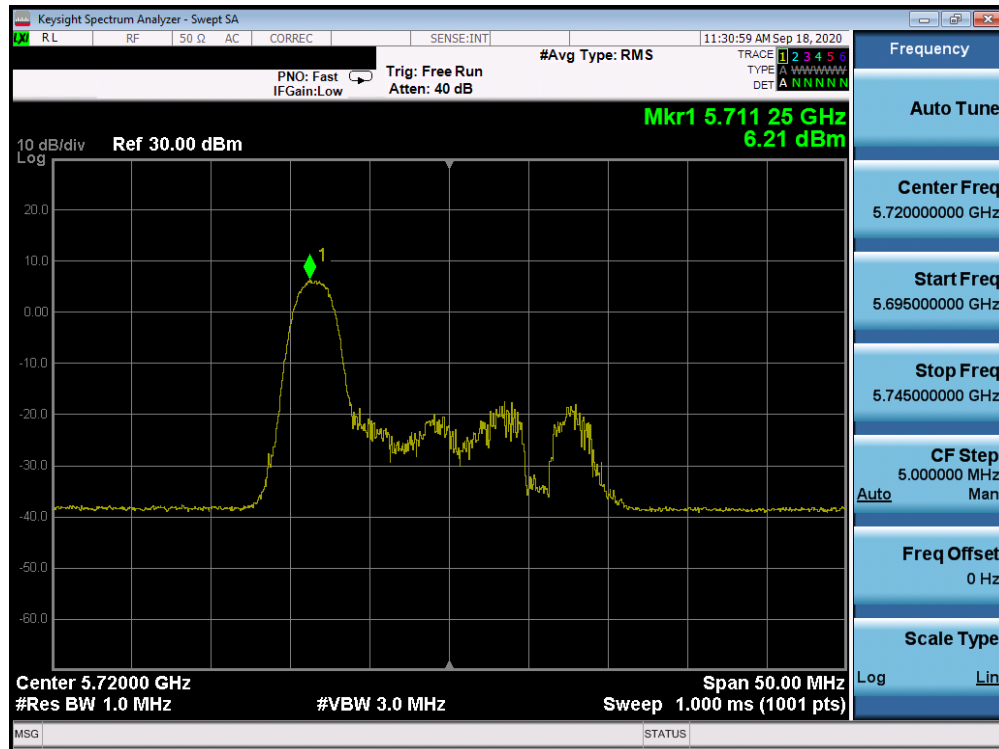


Plot 7-1069. Power Spectral Density Plot CDD Diversity Antenna 2b (20MHz BW 802.11ax Index 8– RU26 (UNII Band 2C) – Ch. 116)

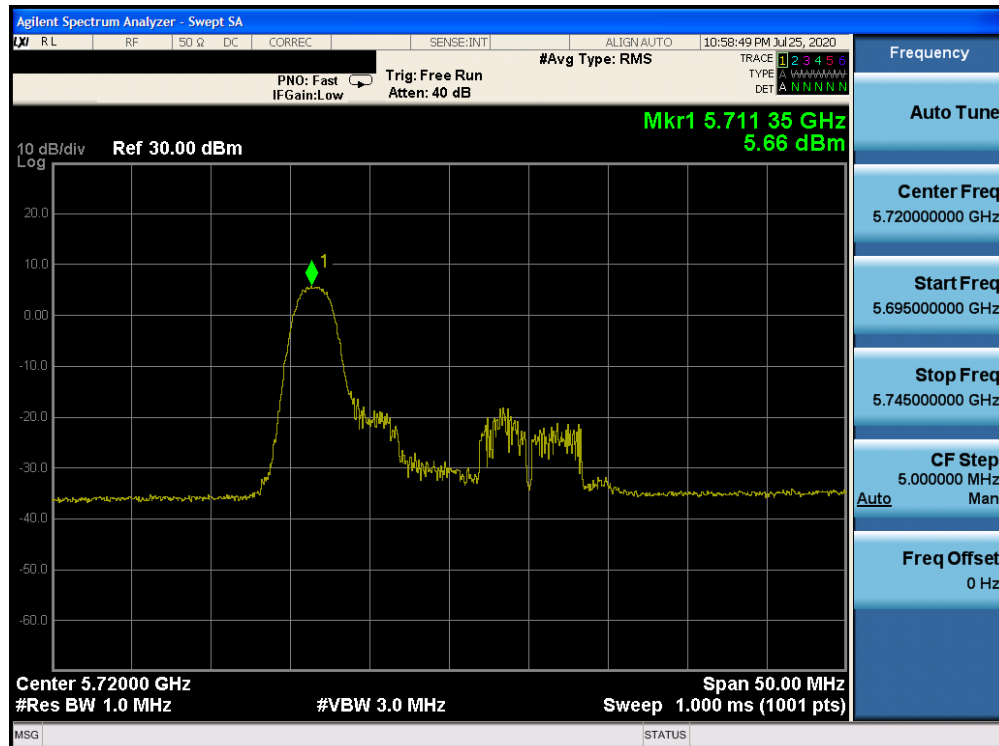


Plot 7-1070. Power Spectral Density Plot CDD Diversity Antenna 1b (20MHz BW 802.11ax Index 8– RU26 (UNII Band 2C) – Ch. 116)

FCC ID: BCGA2072	PCTEST Proud to be part of element	MEASUREMENT REPORT (CERTIFICATION)	Approved by: Quality Manager
Test Report S/N: 1C2004270030-13.BCG	Test Dates: 07/16/2020 - 09/08/2020	EUT Type: Tablet Device	Page 632 of 958

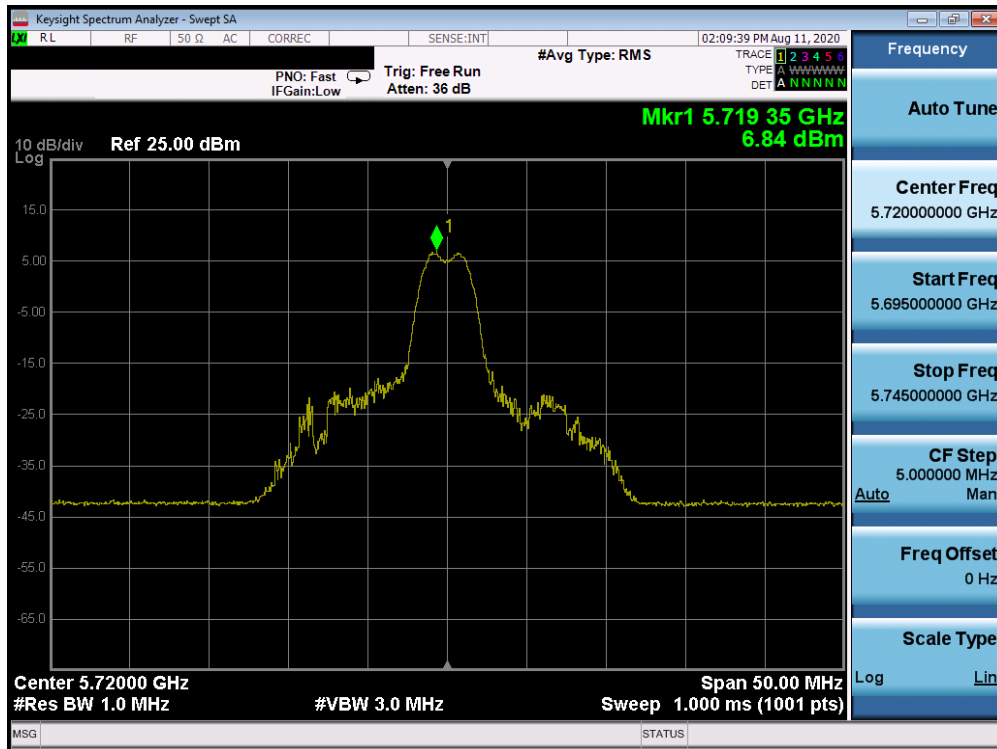


Plot 7-1071. Power Spectral Density Plot CDD Diversity Antenna 2b (20MHz BW 802.11ax Index 0 – RU26 (UNII Band 2C) – Ch. 144)

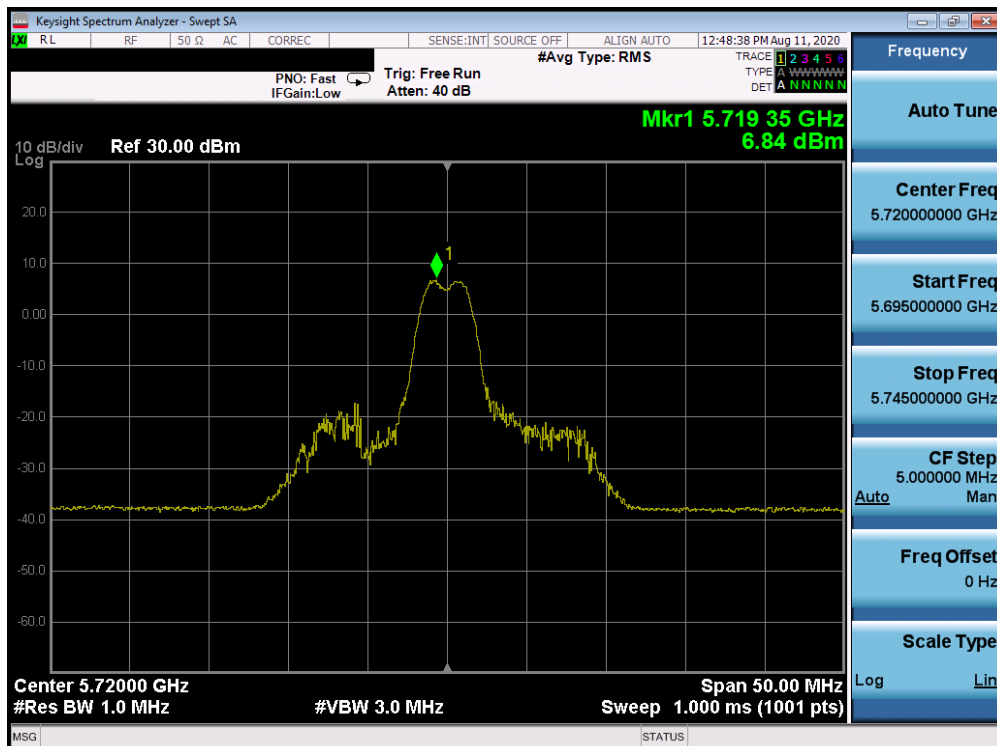


Plot 7-1072. Power Spectral Density Plot CDD Diversity Antenna 1b (20MHz BW 802.11ax Index 0 – RU26 (UNII Band 2C) – Ch. 144)

FCC ID: BCGA2072	PCTEST Proud to be part of element	MEASUREMENT REPORT (CERTIFICATION)	Approved by: Quality Manager
Test Report S/N: 1C2004270030-13.BCG	Test Dates: 07/16/2020 - 09/08/2020	EUT Type: Tablet Device	Page 633 of 958

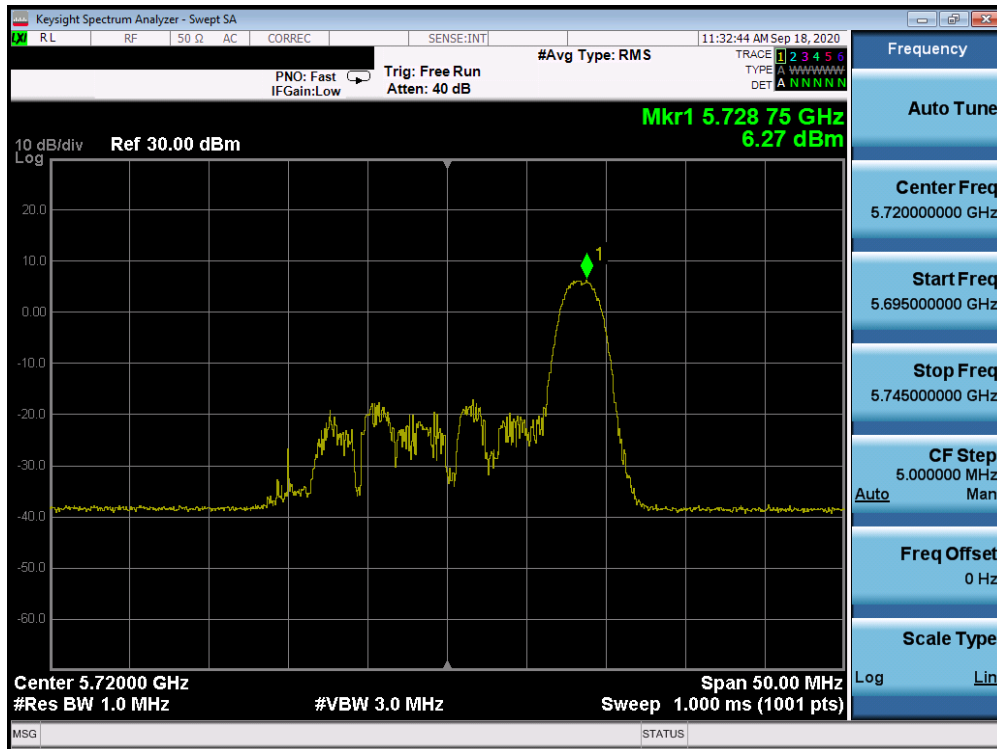


Plot 7-1073. Power Spectral Density Plot CDD Diversity Antenna 2b (20MHz BW 802.11ax Index 4 – RU26 (UNII Band 2C) – Ch. 144)

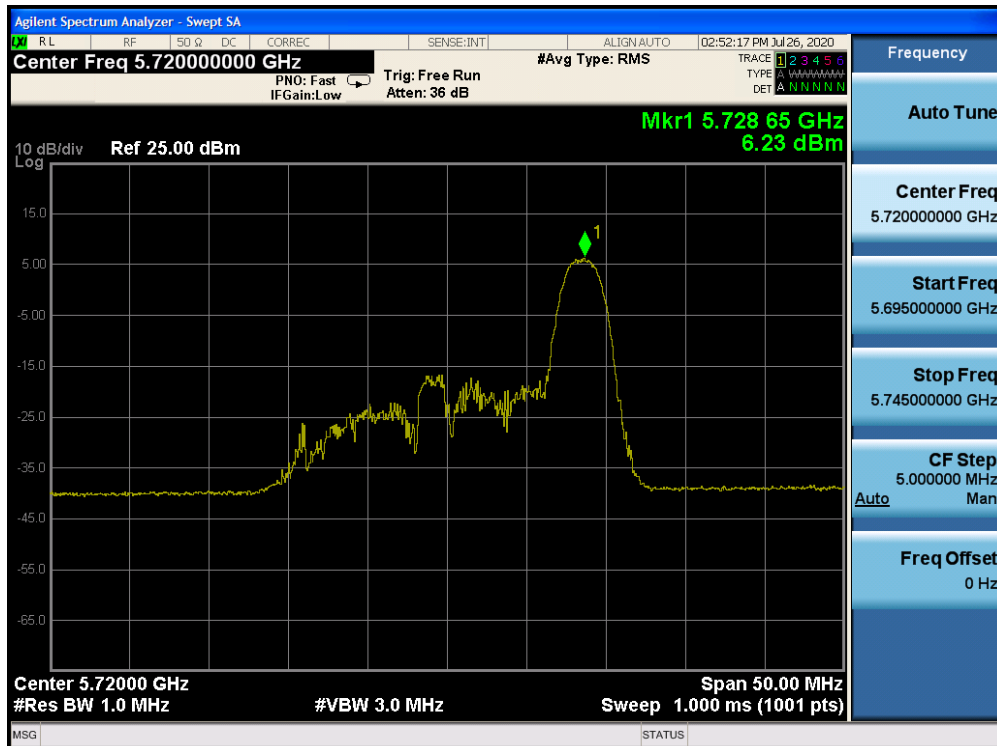


Plot 7-1074. Power Spectral Density Plot CDD Diversity Antenna 1b (20MHz BW 802.11ax Index 4 – RU26 (UNII Band 2C) – Ch. 144)

FCC ID: BCGA2072	PCTEST Proud to be part of element	MEASUREMENT REPORT (CERTIFICATION)	Approved by: Quality Manager
Test Report S/N: 1C2004270030-13.BCG	Test Dates: 07/16/2020 - 09/08/2020	EUT Type: Tablet Device	Page 634 of 958

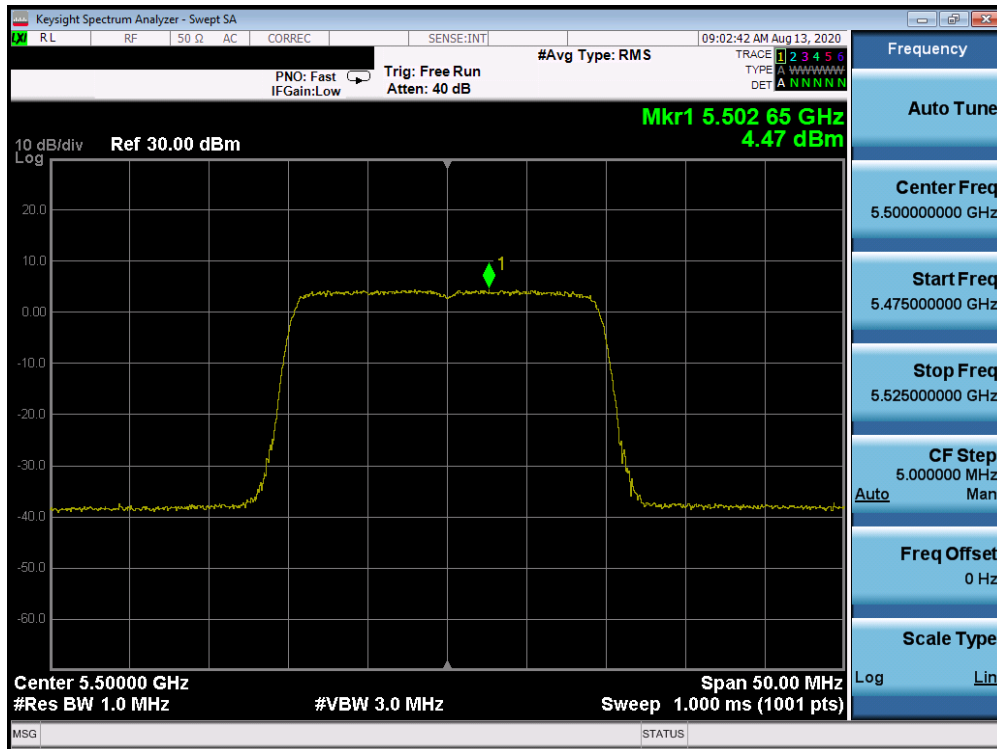


Plot 7-1075. Power Spectral Density Plot CDD Diversity Antenna 2b (20MHz BW 802.11ax Index 8 – RU26 (UNII Band 2C) – Ch. 144)

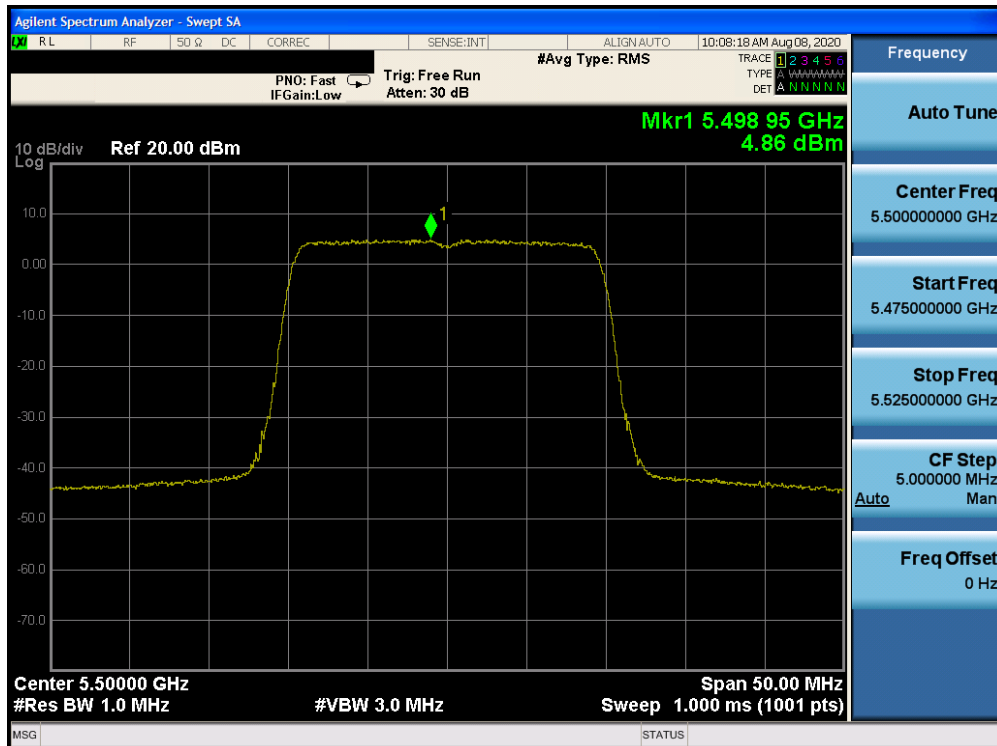


Plot 7-1076. Power Spectral Density Plot CDD Diversity Antenna 1b (20MHz BW 802.11ax Index 8 – RU26 (UNII Band 2C) – Ch. 144)

FCC ID: BCGA2072	PCTEST Proud to be part of element	MEASUREMENT REPORT (CERTIFICATION)	Approved by: Quality Manager
Test Report S/N: 1C2004270030-13.BCG	Test Dates: 07/16/2020 - 09/08/2020	EUT Type: Tablet Device	Page 635 of 958

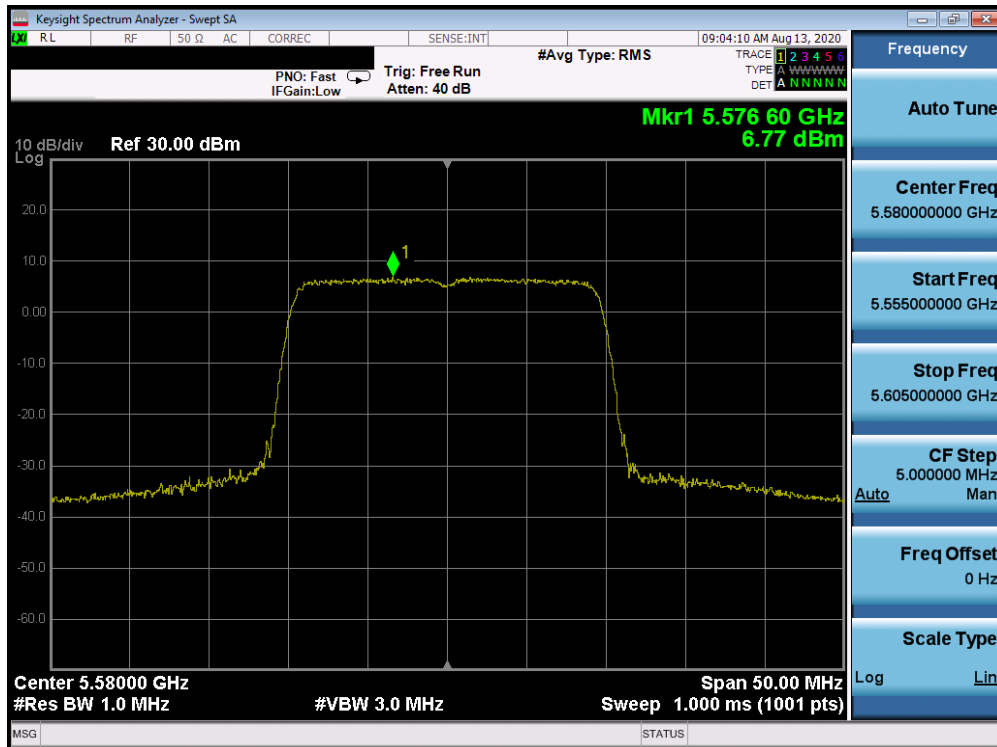


Plot 7-1077. Power Spectral Density Plot CDD Diversity Antenna 2b (20MHz BW 802.11ax- RU242 (UNII Band 2C) - Ch. 100)

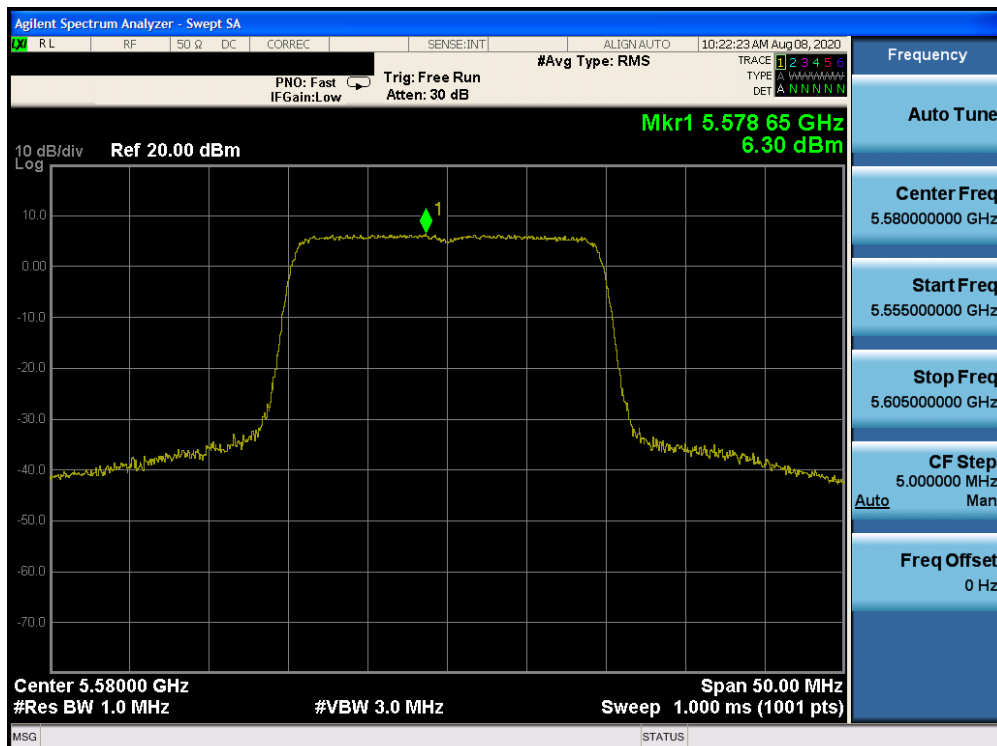


Plot 7-1078. Power Spectral Density Plot CDD Diversity Antenna 1b (20MHz BW 802.11ax- RU242 (UNII Band 2C) - Ch. 100)

FCC ID: BCGA2072	PCTEST Proud to be part of element	MEASUREMENT REPORT (CERTIFICATION)	Approved by: Quality Manager
Test Report S/N: 1C2004270030-13.BCG	Test Dates: 07/16/2020 - 09/08/2020	EUT Type: Tablet Device	Page 636 of 958

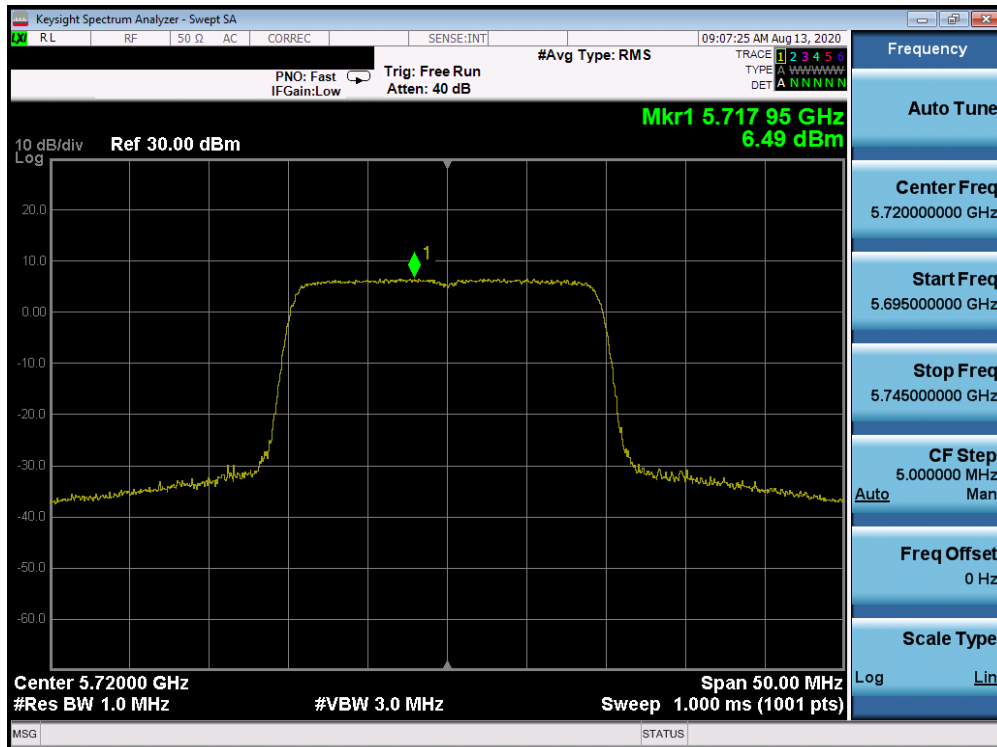


Plot 7-1079. Power Spectral Density Plot CDD Diversity Antenna 2b (20MHz BW 802.11ax– RU242 (UNII Band 2C) – Ch. 116)

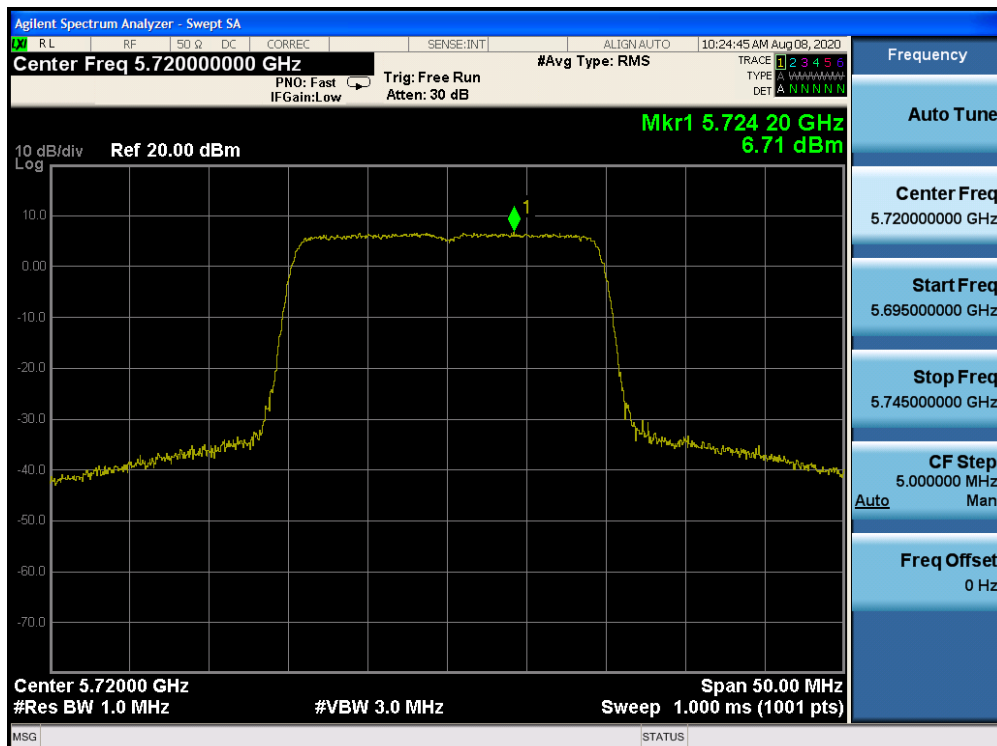


Plot 7-1080. Power Spectral Density Plot CDD Diversity Antenna 1b (20MHz BW 802.11ax– RU242 (UNII Band 2C) – Ch. 116)

FCC ID: BCGA2072	PCTEST Proud to be part of element	MEASUREMENT REPORT (CERTIFICATION)	Approved by: Quality Manager
Test Report S/N: 1C2004270030-13.BCG	Test Dates: 07/16/2020 - 09/08/2020	EUT Type: Tablet Device	Page 637 of 958

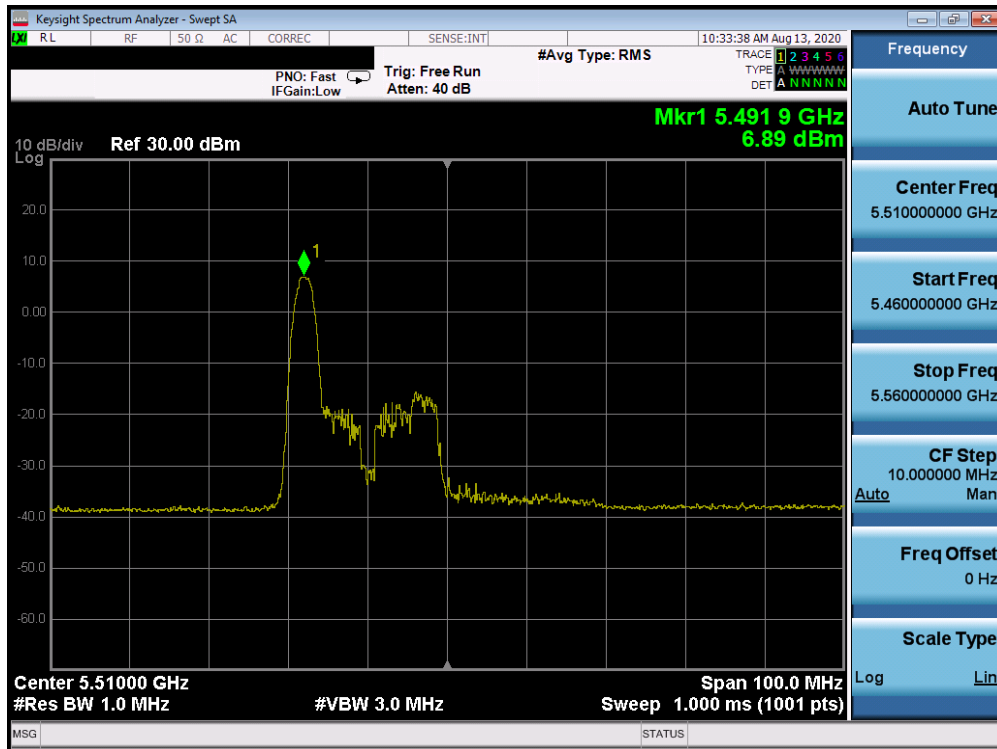


Plot 7-1081. Power Spectral Density Plot CDD Diversity Antenna 2b (20MHz BW 802.11ax- RU242 (UNII Band 2C) – Ch. 144)

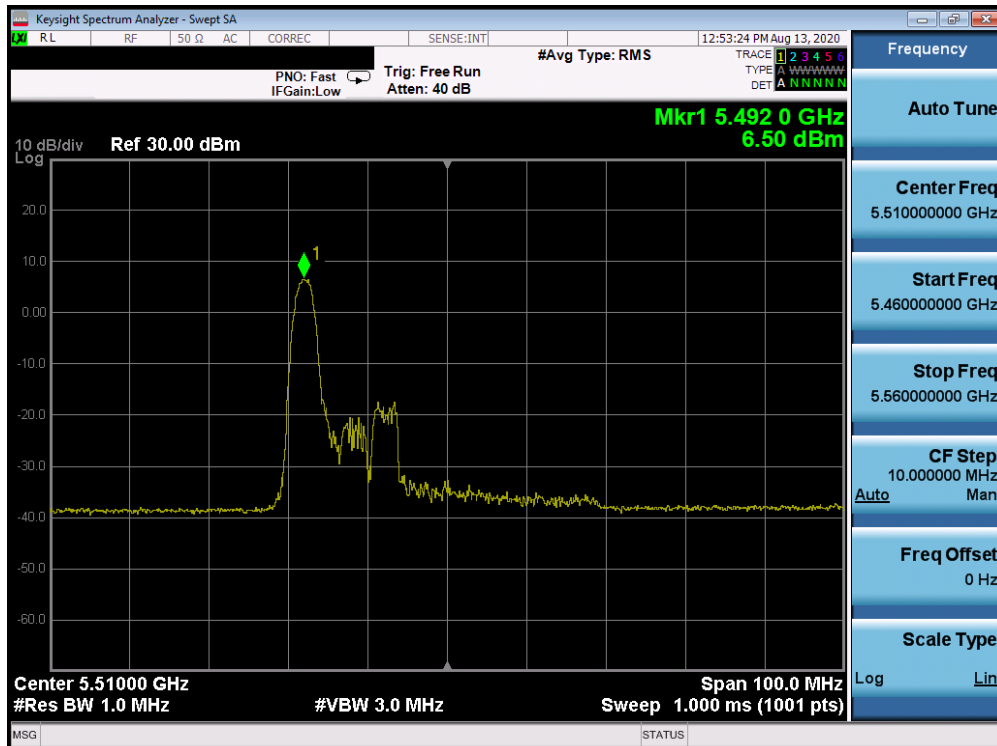


Plot 7-1082. Power Spectral Density Plot CDD Diversity Antenna 1b (20MHz BW 802.11ax- RU242 (UNII Band 2C) – Ch. 144)

FCC ID: BCGA2072	PCTEST Proud to be part of element	MEASUREMENT REPORT (CERTIFICATION)	Approved by: Quality Manager
Test Report S/N: 1C2004270030-13.BCG	Test Dates: 07/16/2020 - 09/08/2020	EUT Type: Tablet Device	Page 638 of 958

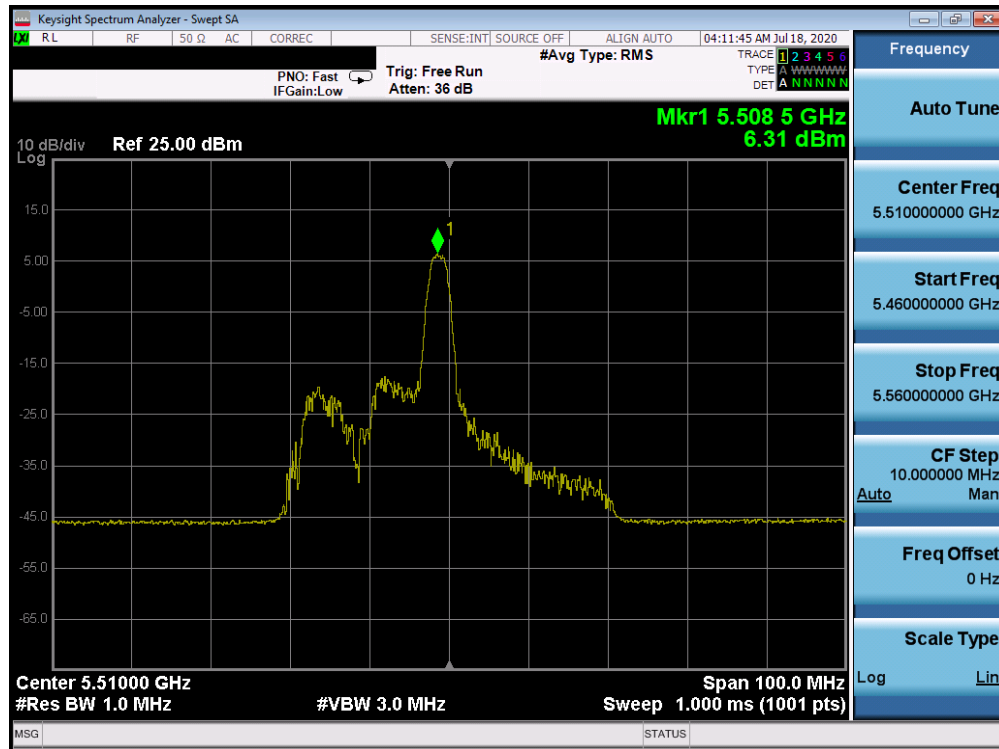


Plot 7-1083. Power Spectral Density Plot CDD Diversity Antenna 2b (40MHz BW 802.11ax Index 0 – RU26 (UNII Band 2C) – Ch. 102)

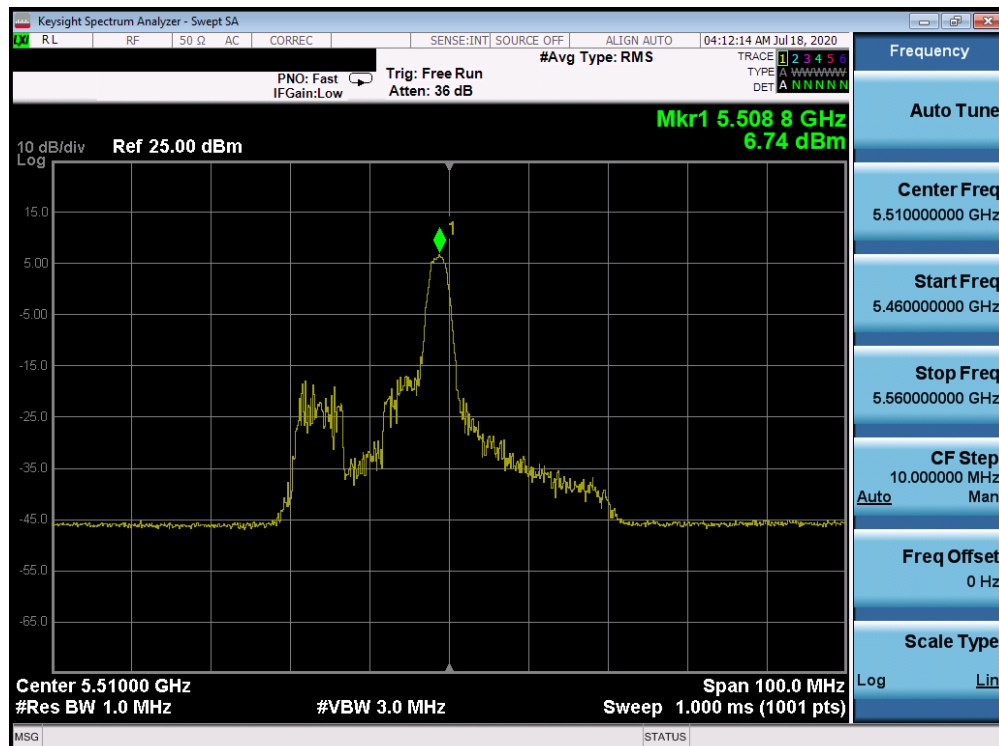


Plot 7-1084. Power Spectral Density Plot CDD Diversity Antenna 1b (40MHz BW 802.11ax Index 0 – RU26 (UNII Band 2C) – Ch. 102)

FCC ID: BCGA2072	PCTEST Proud to be part of element	MEASUREMENT REPORT (CERTIFICATION)	Approved by: Quality Manager
Test Report S/N: 1C2004270030-13.BCG	Test Dates: 07/16/2020 - 09/08/2020	EUT Type: Tablet Device	Page 639 of 958

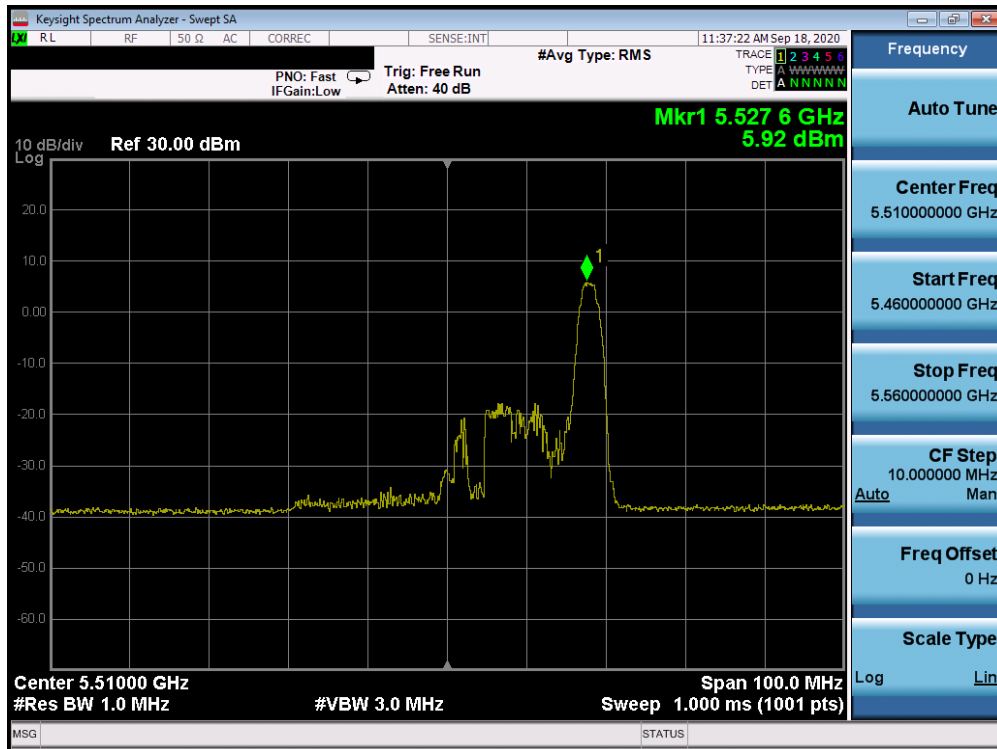


Plot 7-1085. Power Spectral Density Plot CDD Diversity Antenna 2b (40MHz BW 802.11ax Index 8 – RU26 (UNII Band 2C) – Ch. 102)

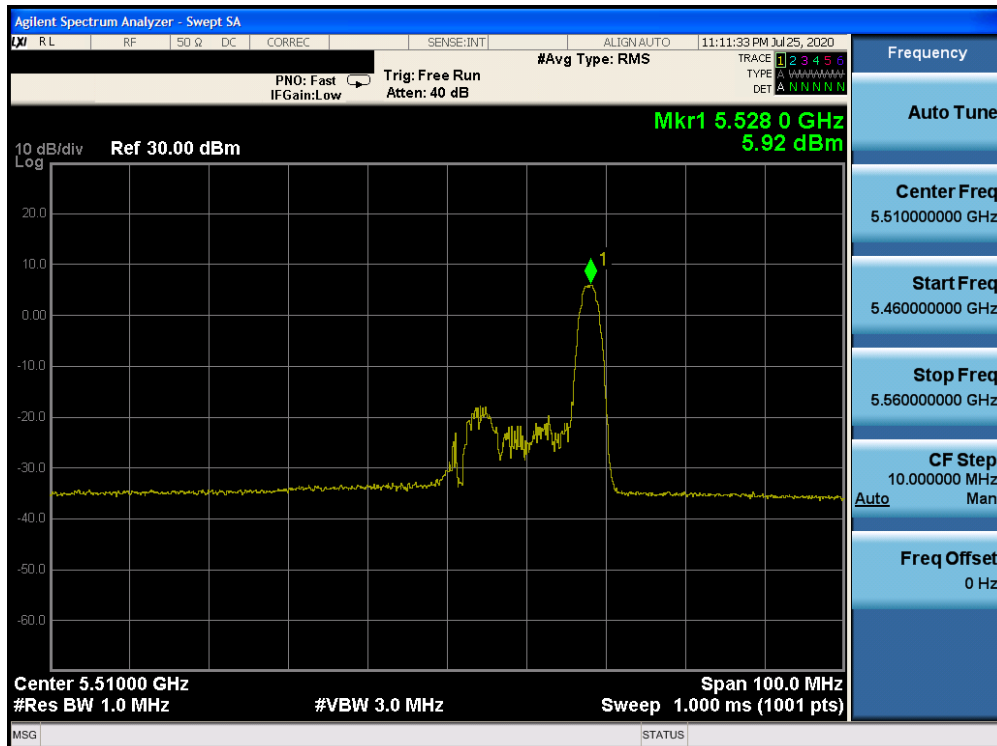


Plot 7-1086. Power Spectral Density Plot CDD Diversity Antenna 1b (40MHz BW 802.11ax Index 8 – RU26 (UNII Band 2C) – Ch. 102)

FCC ID: BCGA2072	PCTEST Proud to be part of element	MEASUREMENT REPORT (CERTIFICATION)	Approved by: Quality Manager
Test Report S/N: 1C2004270030-13.BCG	Test Dates: 07/16/2020 - 09/08/2020	EUT Type: Tablet Device	Page 640 of 958

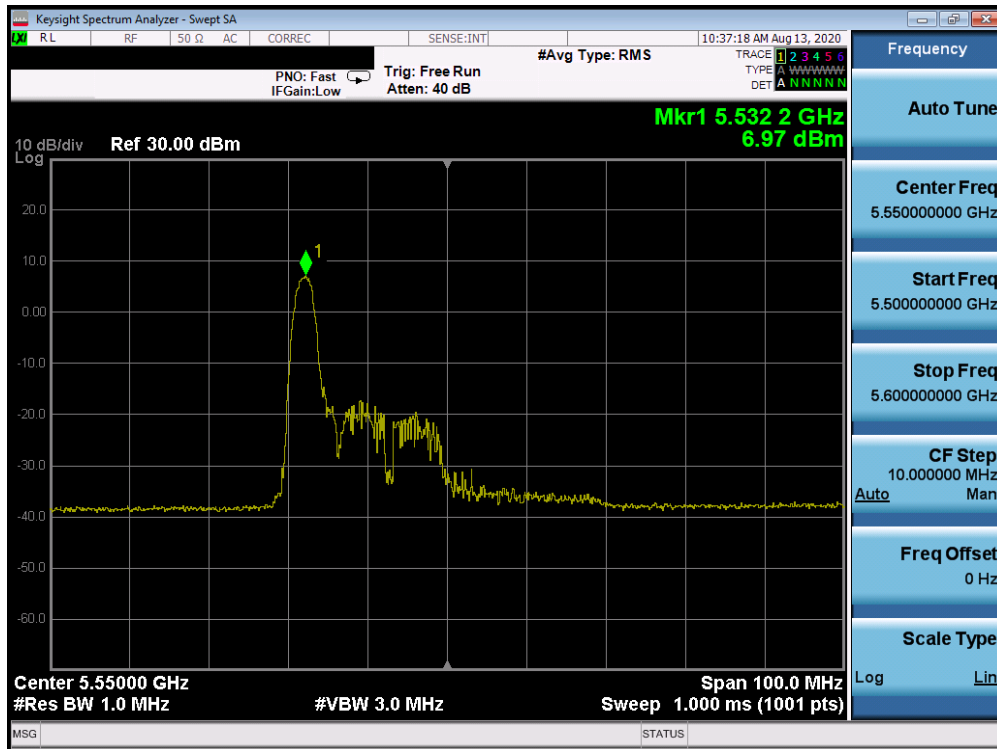


Plot 7-1087. Power Spectral Density Plot CDD Diversity Antenna 2b (40MHz BW 802.11ax Index 17 – RU26 (UNII Band 2C) – Ch. 102)

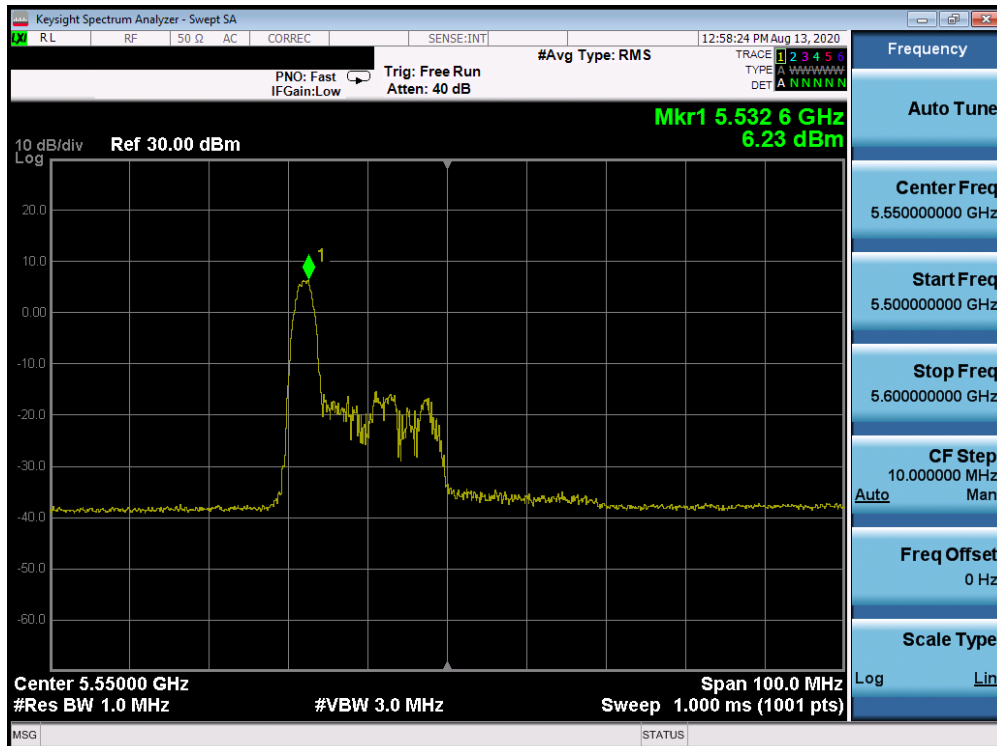


Plot 7-1088. Power Spectral Density Plot CDD Diversity Antenna 1b (40MHz BW 802.11ax Index 17 – RU26 (UNII Band 2C) – Ch. 102)

FCC ID: BCGA2072	PCTEST Proud to be part of element	MEASUREMENT REPORT (CERTIFICATION)	Approved by: Quality Manager
Test Report S/N: 1C2004270030-13.BCG	Test Dates: 07/16/2020 - 09/08/2020	EUT Type: Tablet Device	Page 641 of 958



Plot 7-1089. Power Spectral Density Plot CDD Diversity Antenna 2b (40MHz BW 802.11ax Index 0 – RU26 (UNII Band 2C) – Ch. 110)



Plot 7-1090. Power Spectral Density Plot CDD Diversity Antenna 1b (40MHz BW 802.11ax Index 0 – RU26 (UNII Band 2C) – Ch. 110)

FCC ID: BCGA2072	PCTEST Proud to be part of element	MEASUREMENT REPORT (CERTIFICATION)	Approved by: Quality Manager
Test Report S/N: 1C2004270030-13.BCG	Test Dates: 07/16/2020 - 09/08/2020	EUT Type: Tablet Device	Page 642 of 958