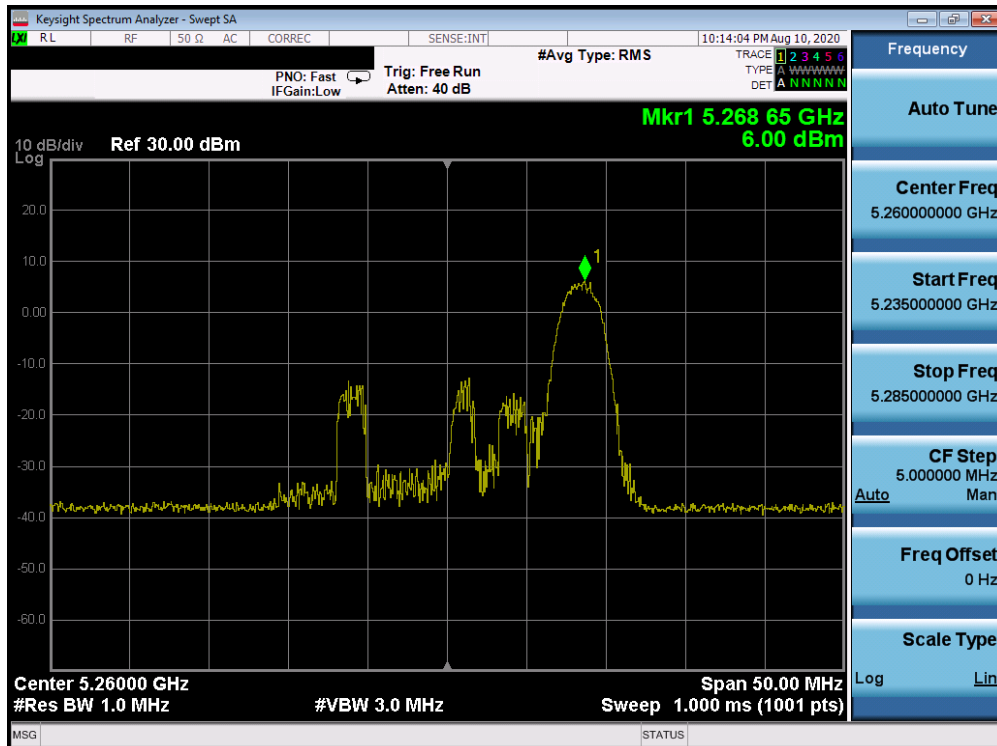
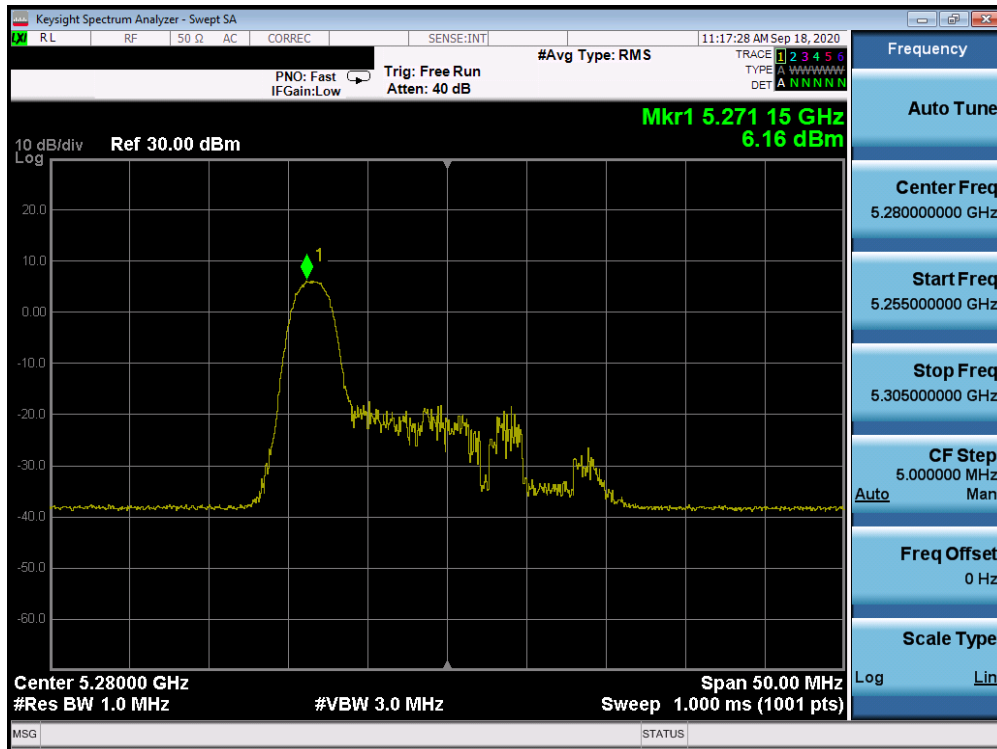


Plot 7-755. Power Spectral Density Plot CDD Primary Antenna 2b (20MHz BW 802.11ax Index 8 – RU26 (UNII Band 2A) – Ch. 52)

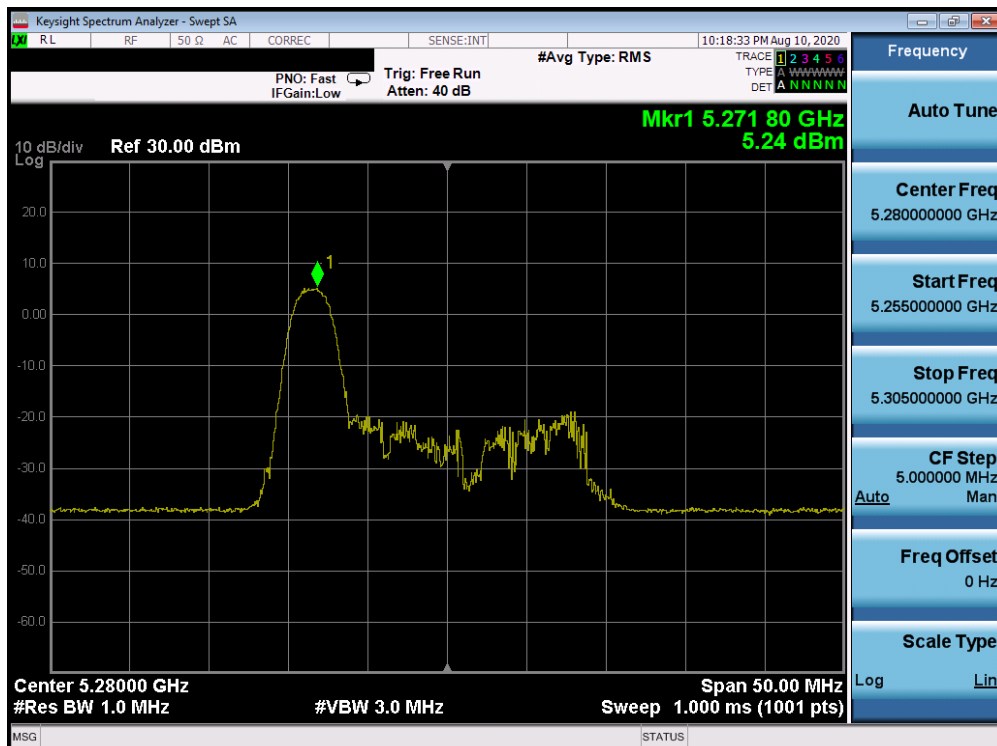


Plot 7-756. Power Spectral Density Plot CDD Primary Antenna 2a (20MHz BW 802.11ax Index 8 – RU26 (UNII Band 2A) – Ch. 52)

FCC ID: BCGA2072	<b>PCTEST</b> Proud to be part of element	MEASUREMENT REPORT (CERTIFICATION)	Approved by: Quality Manager
Test Report S/N: 1C2004270030-13.BCG	Test Dates: 07/16/2020 - 09/08/2020	EUT Type: Tablet Device	Page 471 of 958

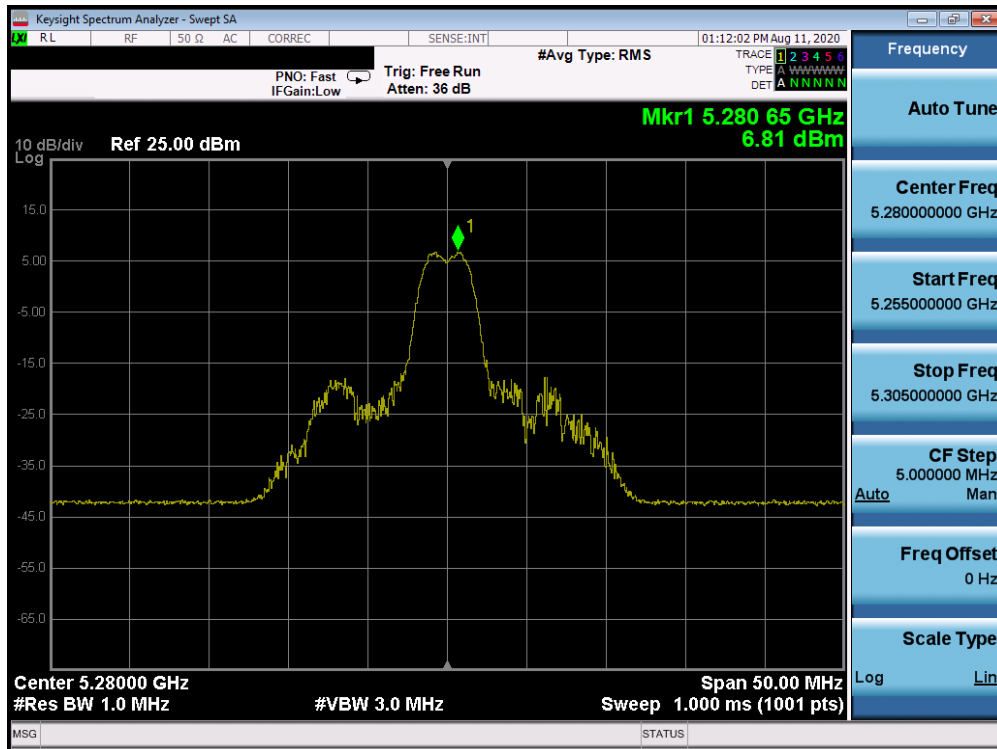


Plot 7-757. Power Spectral Density Plot CDD Primary Antenna 2b (20MHz BW 802.11ax Index 0 – RU26 (UNII Band 2A) – Ch. 56)

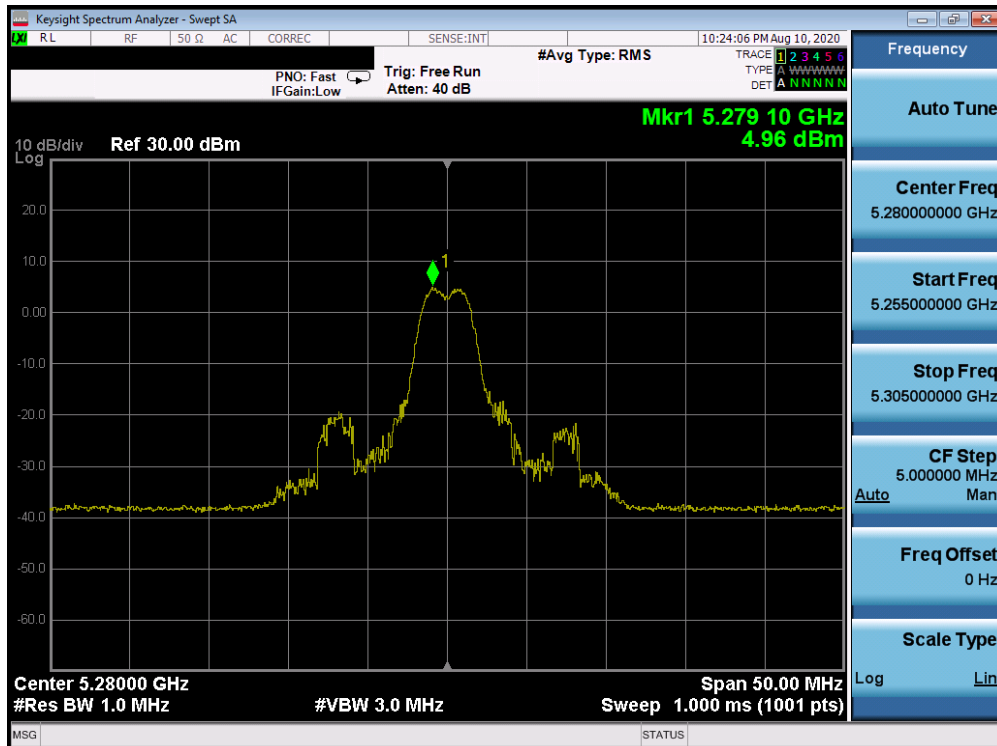


Plot 7-758. Power Spectral Density Plot CDD Primary Antenna 2a (20MHz BW 802.11ax Index 0 – RU26 (UNII Band 2A) – Ch. 56)

FCC ID: BCGA2072	<b>PCTEST</b> Proud to be part of element	MEASUREMENT REPORT (CERTIFICATION)	Approved by: Quality Manager
Test Report S/N: 1C2004270030-13.BCG	Test Dates: 07/16/2020 - 09/08/2020	EUT Type: Tablet Device	Page 472 of 958

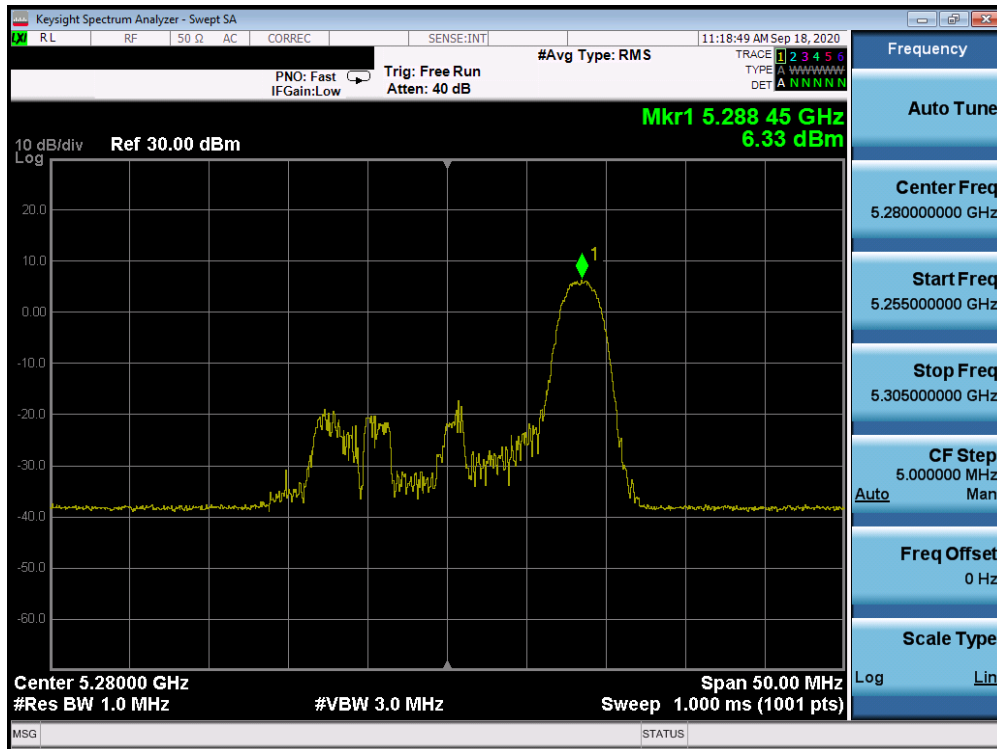


Plot 7-759. Power Spectral Density Plot CDD Primary Antenna 2b (20MHz BW 802.11ax Index 4 – RU26 (UNII Band 2A) – Ch. 56)

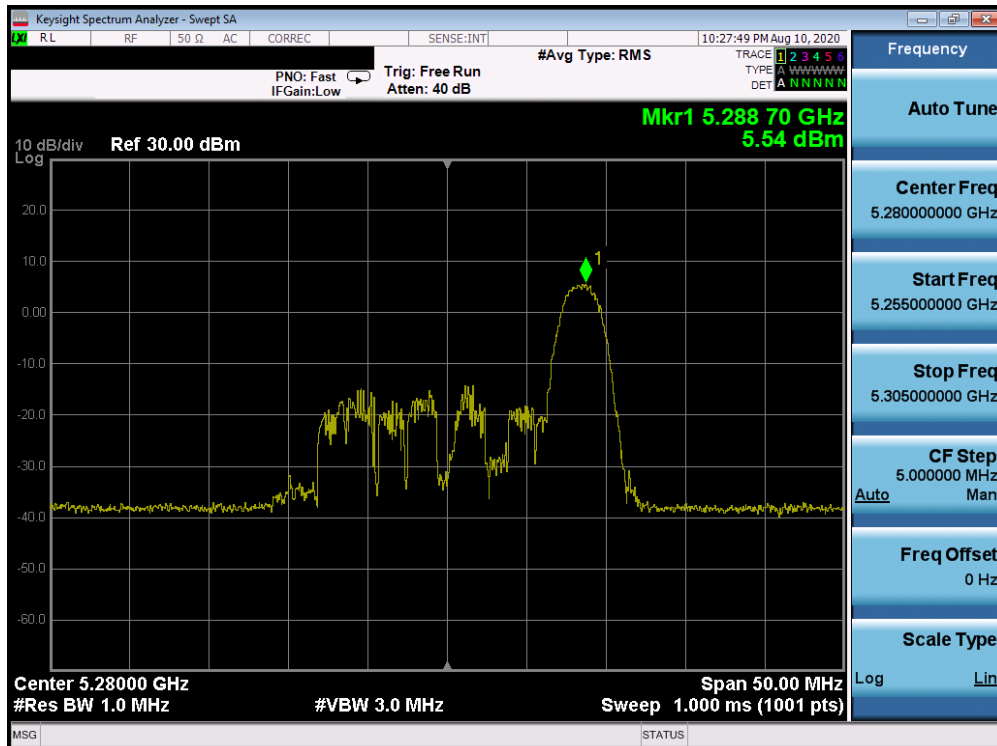


Plot 7-760. Power Spectral Density Plot CDD Primary Antenna 2a (20MHz BW 802.11ax Index 4 – RU26 (UNII Band 2A) – Ch. 56)

FCC ID: BCGA2072	<b>PCTEST</b> Proud to be part of element	MEASUREMENT REPORT (CERTIFICATION)	Approved by: Quality Manager
Test Report S/N: 1C2004270030-13.BCG	Test Dates: 07/16/2020 - 09/08/2020	EUT Type: Tablet Device	Page 473 of 958

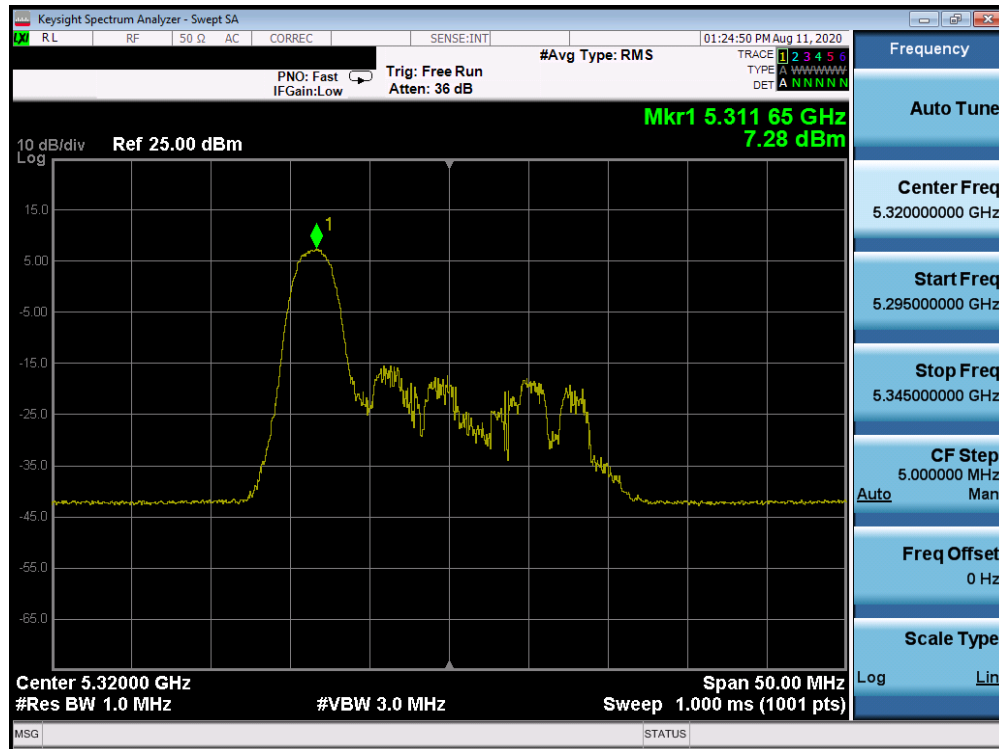


Plot 7-761. Power Spectral Density Plot CDD Primary Antenna 2b (20MHz BW 802.11ax Index 8– RU26 (UNII Band 2A) – Ch. 56)

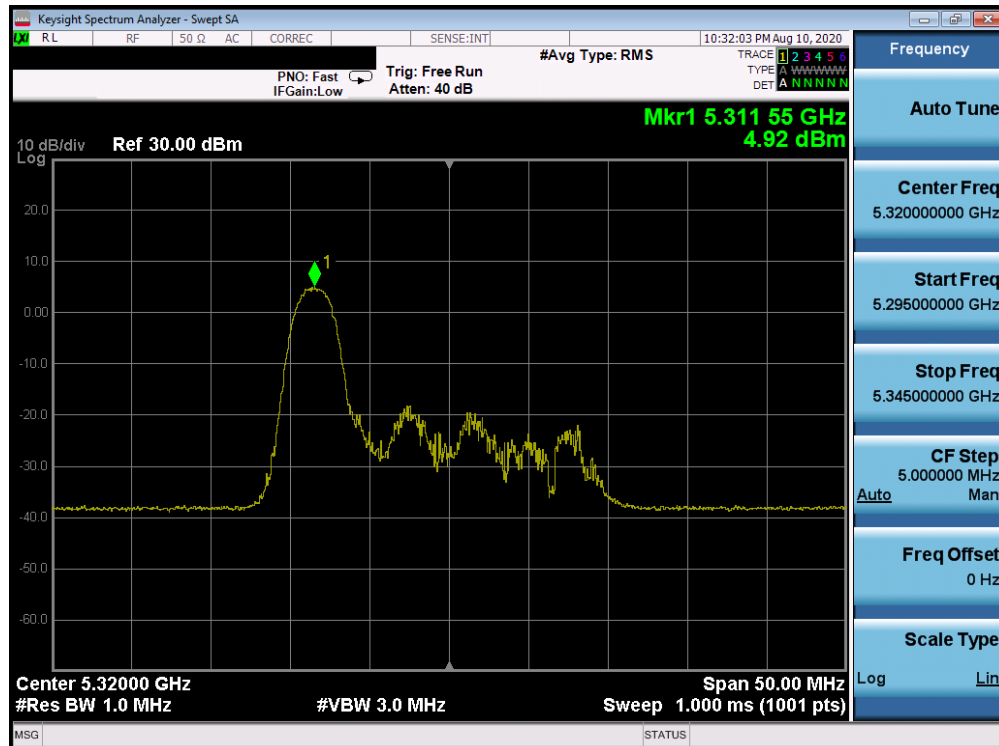


Plot 7-762. Power Spectral Density Plot CDD Primary Antenna 2a (20MHz BW 802.11ax Index 8– RU26 (UNII Band 2A) – Ch. 56)

FCC ID: BCGA2072	<b>PCTEST</b> Proud to be part of element	MEASUREMENT REPORT (CERTIFICATION)	Approved by: Quality Manager
Test Report S/N: 1C2004270030-13.BCG	Test Dates: 07/16/2020 - 09/08/2020	EUT Type: Tablet Device	Page 474 of 958

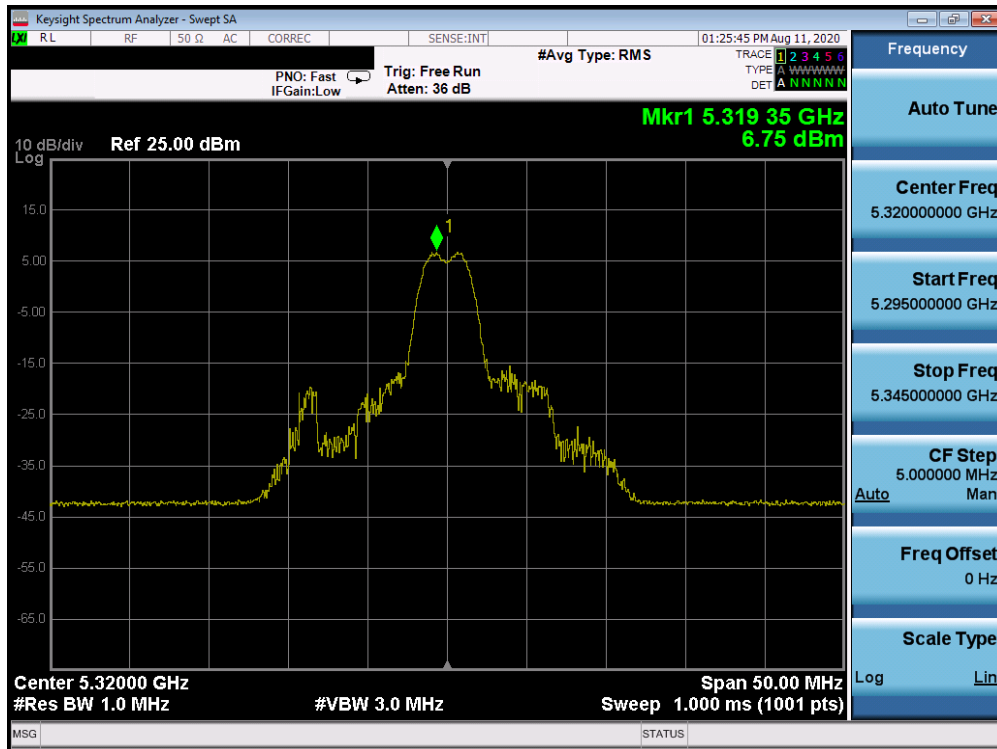


Plot 7-763. Power Spectral Density Plot CDD Primary Antenna 2b (20MHz BW 802.11ax Index 0 – RU26 (UNII Band 2A) – Ch. 64)

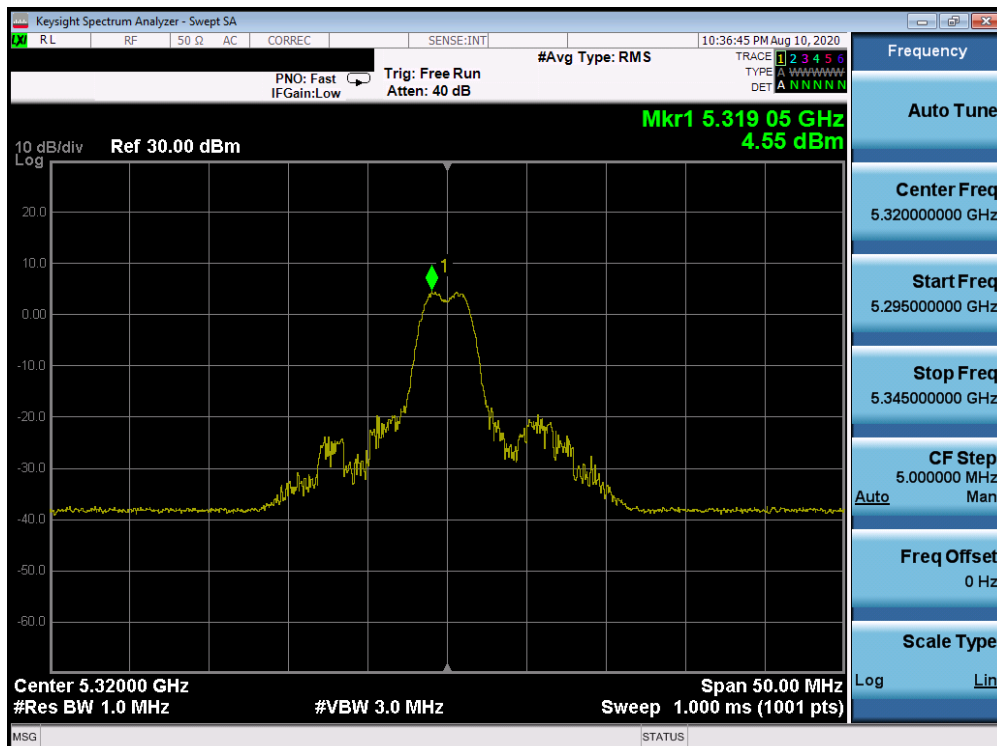


Plot 7-764. Power Spectral Density Plot CDD Primary Antenna 2a (20MHz BW 802.11ax Index 0 – RU26 (UNII Band 2A) – Ch. 64)

FCC ID: BCGA2072	<b>PCTEST</b> Proud to be part of element	MEASUREMENT REPORT (CERTIFICATION)	Approved by: Quality Manager
Test Report S/N: 1C2004270030-13.BCG	Test Dates: 07/16/2020 - 09/08/2020	EUT Type: Tablet Device	Page 475 of 958

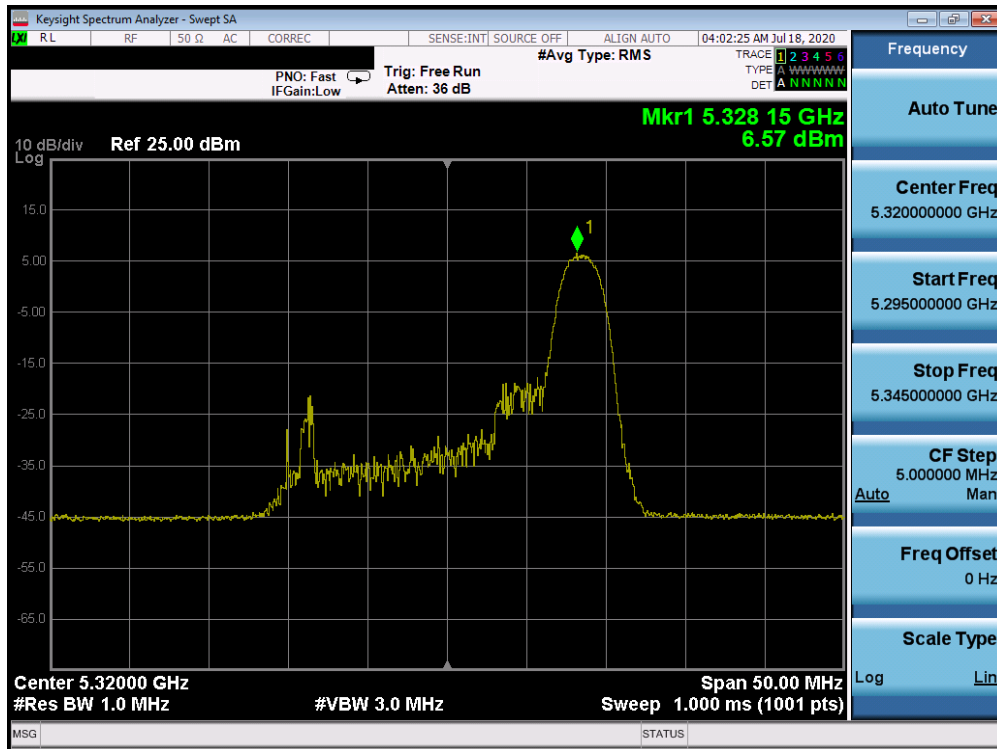


Plot 7-765. Power Spectral Density Plot CDD Primary Antenna 2b (20MHz BW 802.11ax Index 4 – RU26 (UNII Band 2A) – Ch. 64)

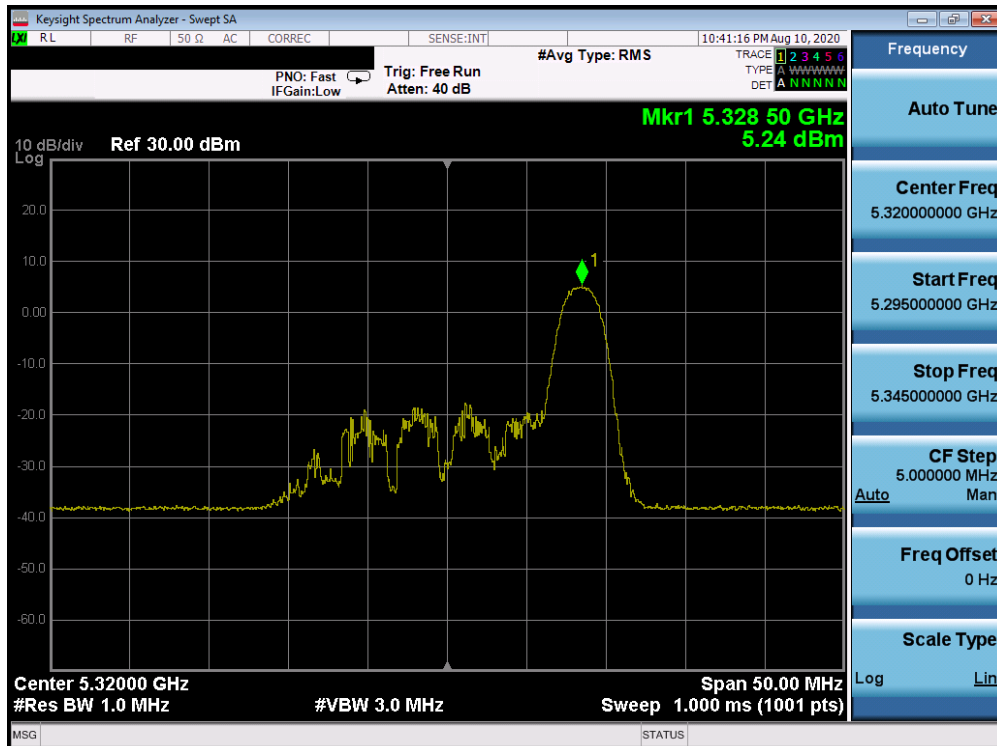


Plot 7-766. Power Spectral Density Plot CDD Primary Antenna 2a (20MHz BW 802.11ax Index 4 – RU26 (UNII Band 2A) – Ch. 64)

FCC ID: BCGA2072	<b>PCTEST</b> Proud to be part of element	MEASUREMENT REPORT (CERTIFICATION)	Approved by: Quality Manager
Test Report S/N: 1C2004270030-13.BCG	Test Dates: 07/16/2020 - 09/08/2020	EUT Type: Tablet Device	Page 476 of 958

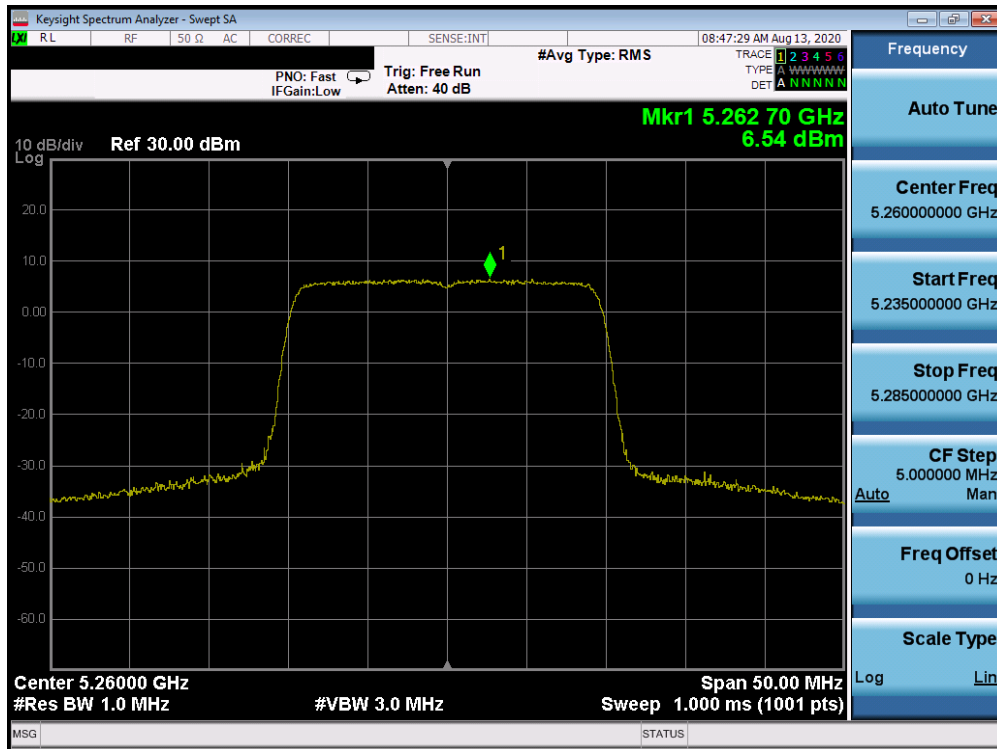


Plot 7-767. Power Spectral Density Plot CDD Primary Antenna 2b (20MHz BW 802.11ax Index 8 – RU26 (UNII Band 2A) – Ch. 64)

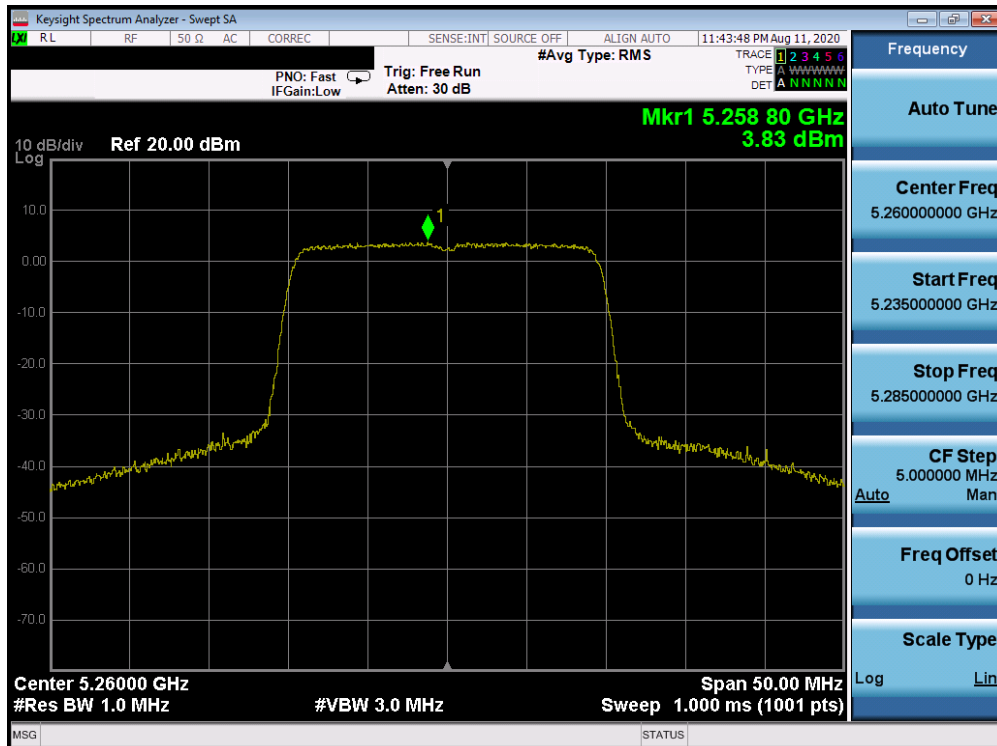


Plot 7-768. Power Spectral Density Plot CDD Primary Antenna 2a (20MHz BW 802.11ax Index 8 – RU26 (UNII Band 2A) – Ch. 64)

FCC ID: BCGA2072	<b>PCTEST</b> Proud to be part of element	MEASUREMENT REPORT (CERTIFICATION)	Approved by: Quality Manager
Test Report S/N: 1C2004270030-13.BCG	Test Dates: 07/16/2020 - 09/08/2020	EUT Type: Tablet Device	Page 477 of 958

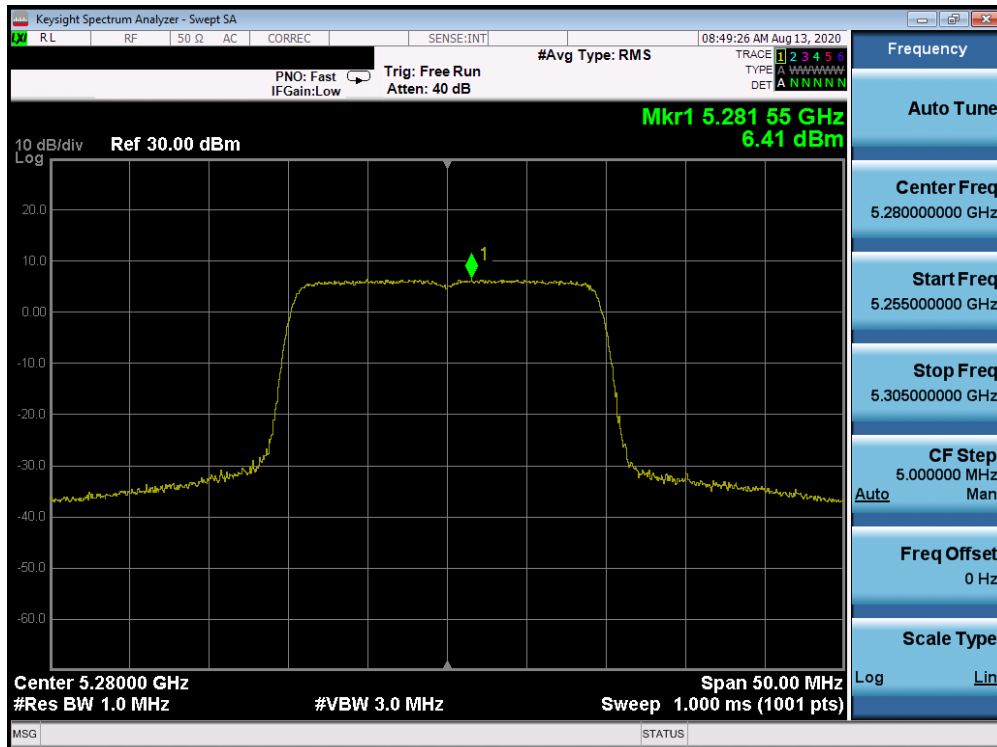


Plot 7-769. Power Spectral Density Plot CDD Primary Antenna 2b (20MHz BW 802.11ax- RU242 (UNII Band 2A) – Ch. 52)

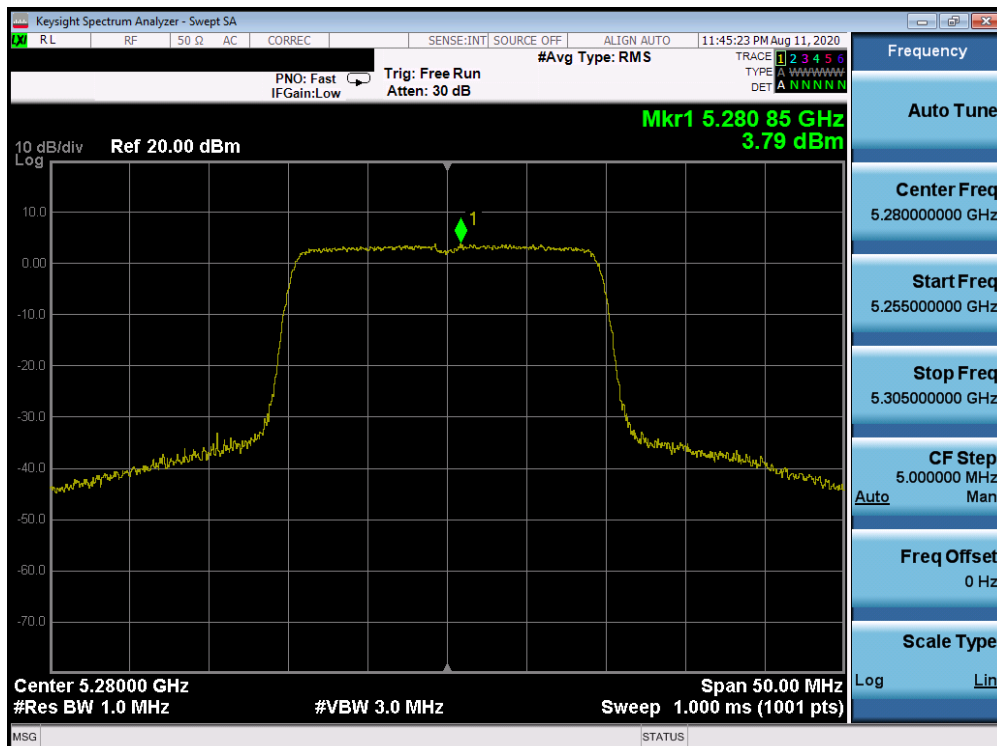


Plot 7-770. Power Spectral Density Plot CDD Primary Antenna 2a (20MHz BW 802.11ax- RU242 (UNII Band 2A) – Ch. 52)

FCC ID: BCGA2072	<b>PCTEST</b> Proud to be part of element	MEASUREMENT REPORT (CERTIFICATION)	Approved by: Quality Manager
Test Report S/N: 1C2004270030-13.BCG	Test Dates: 07/16/2020 - 09/08/2020	EUT Type: Tablet Device	Page 478 of 958

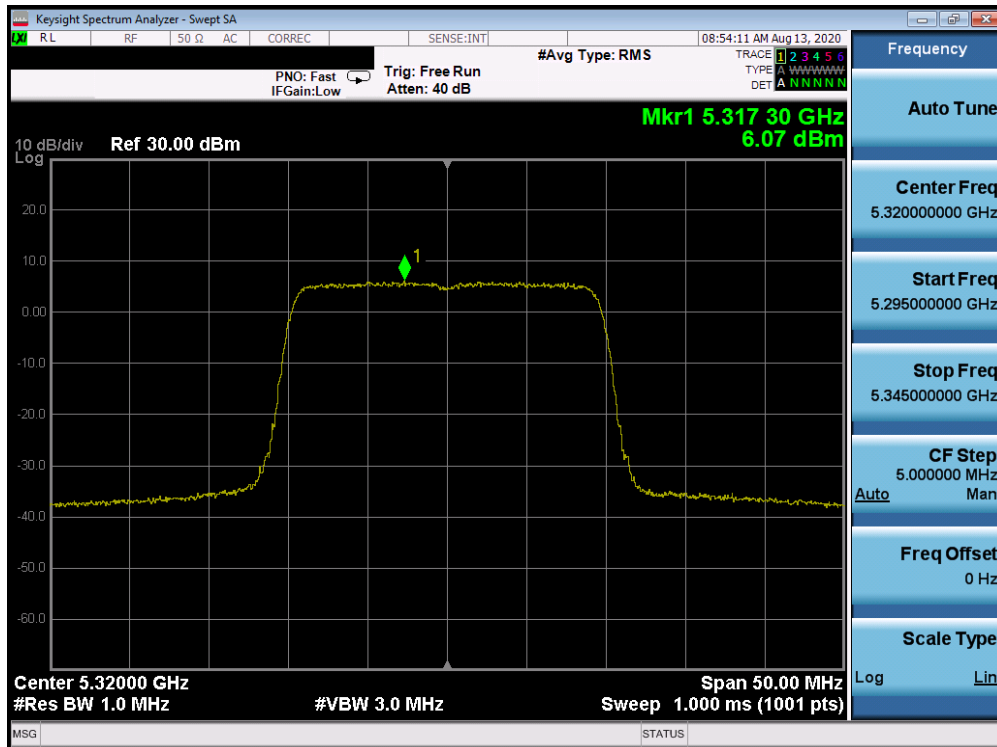


Plot 7-771. Power Spectral Density Plot CDD Primary Antenna 2b (20MHz BW 802.11ax- RU242 (UNII Band 2A) – Ch. 56)

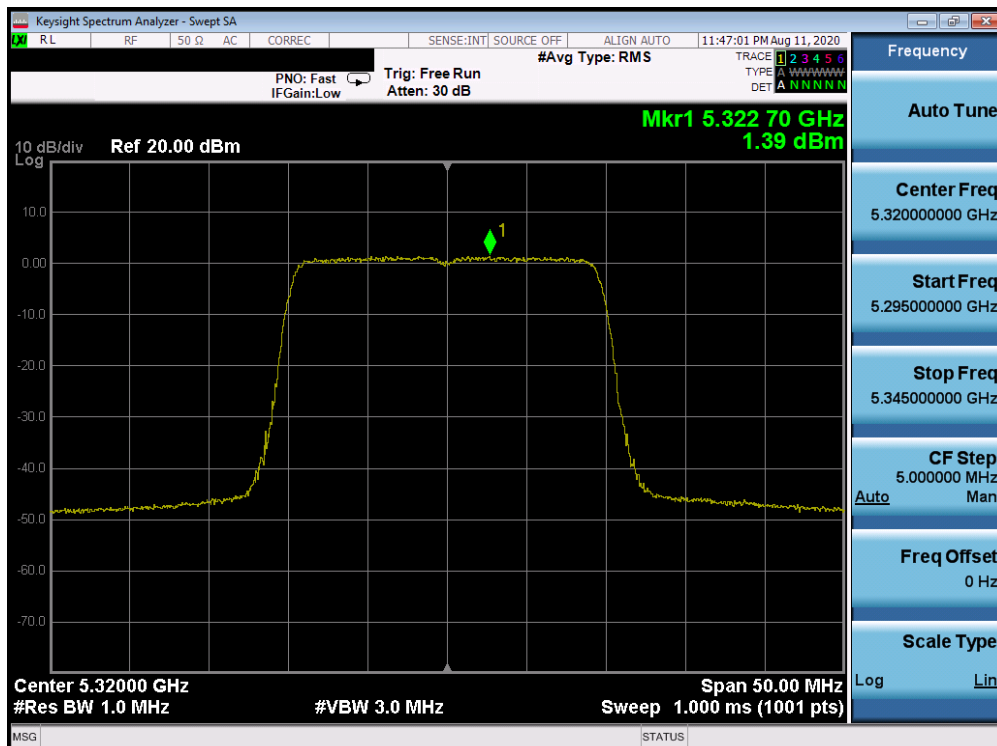


Plot 7-772. Power Spectral Density Plot CDD Primary Antenna 2a (20MHz BW 802.11ax- RU242 (UNII Band 2A) – Ch. 56)

FCC ID: BCGA2072	<b>PCTEST</b> Proud to be part of element	MEASUREMENT REPORT (CERTIFICATION)	Approved by: Quality Manager
Test Report S/N: 1C2004270030-13.BCG	Test Dates: 07/16/2020 - 09/08/2020	EUT Type: Tablet Device	Page 479 of 958

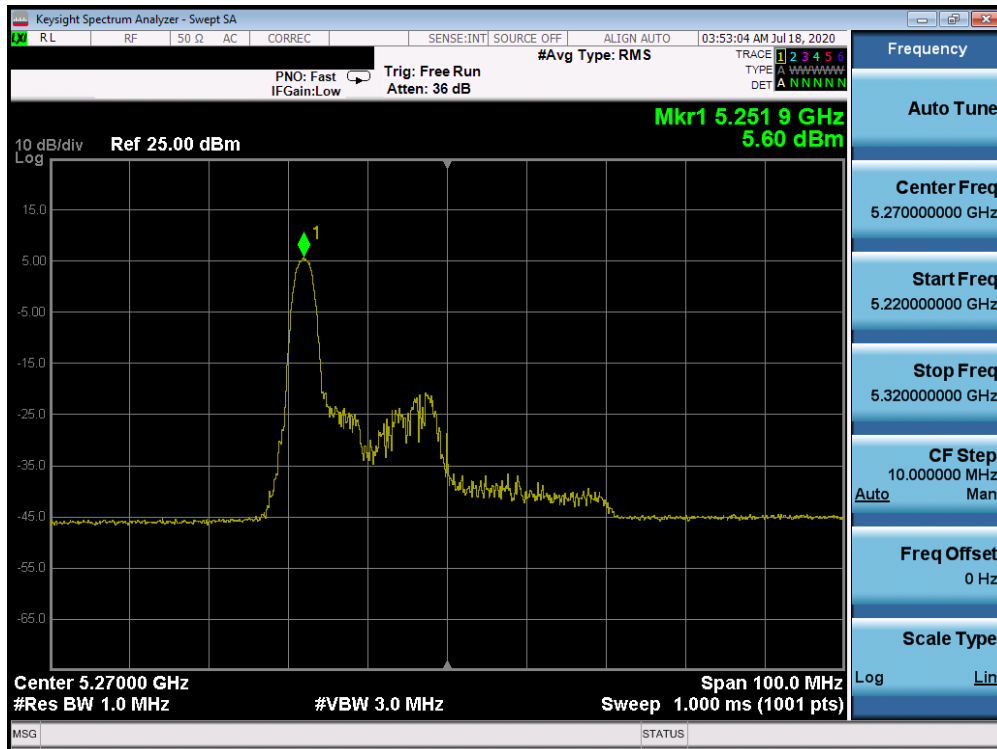


Plot 7-773. Power Spectral Density Plot CDD Primary Antenna 2b (20MHz BW 802.11ax- RU242 (UNII Band 2A) – Ch. 64)

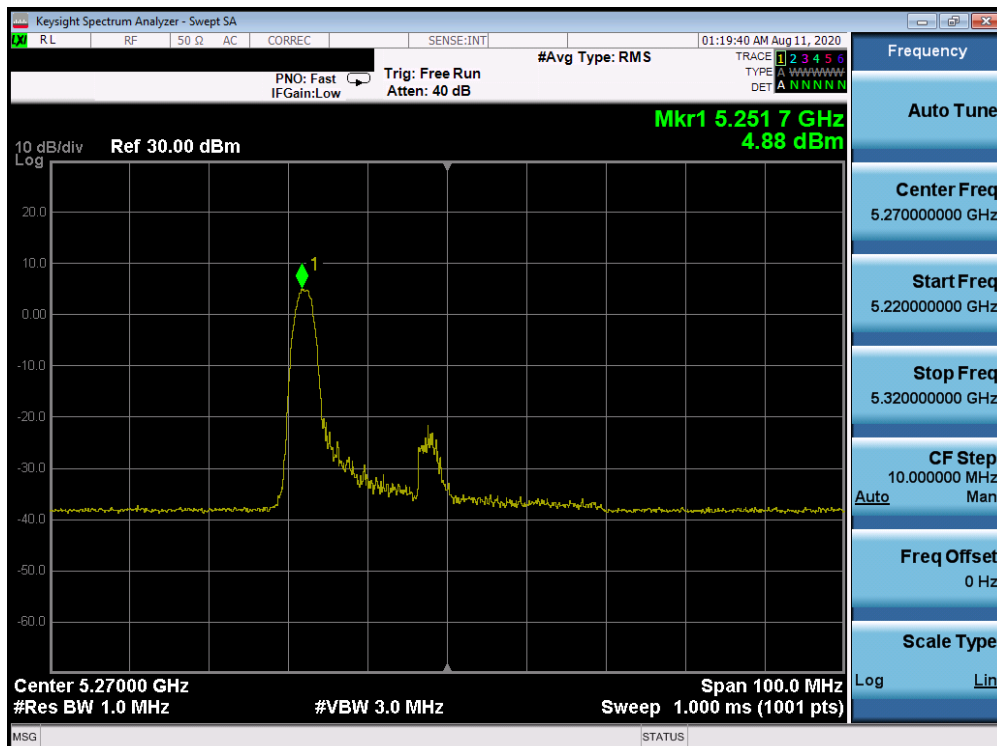


Plot 7-774. Power Spectral Density Plot CDD Primary Antenna 2a (20MHz BW 802.11ax- RU242 (UNII Band 2A) – Ch. 64)

FCC ID: BCGA2072	<b>PCTEST</b> Proud to be part of element	MEASUREMENT REPORT (CERTIFICATION)	Approved by: Quality Manager
Test Report S/N: 1C2004270030-13.BCG	Test Dates: 07/16/2020 - 09/08/2020	EUT Type: Tablet Device	Page 480 of 958

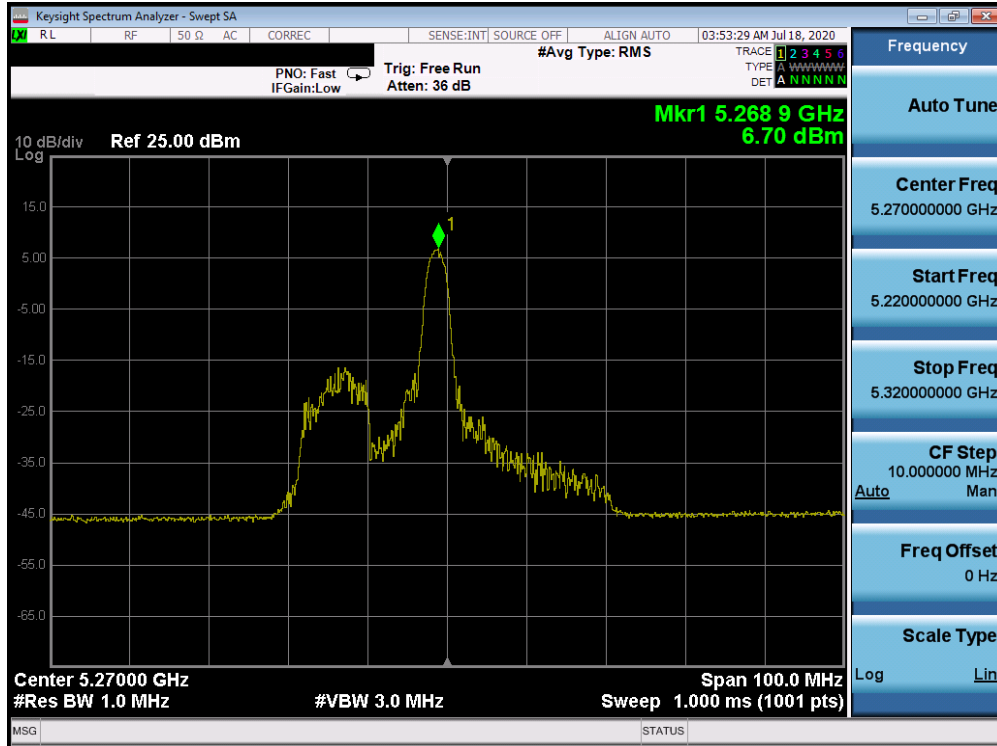


Plot 7-775. Power Spectral Density Plot CDD Primary Antenna 2b (40MHz BW 802.11ax Index 0 – RU26 (UNII Band 2A) – Ch. 54)

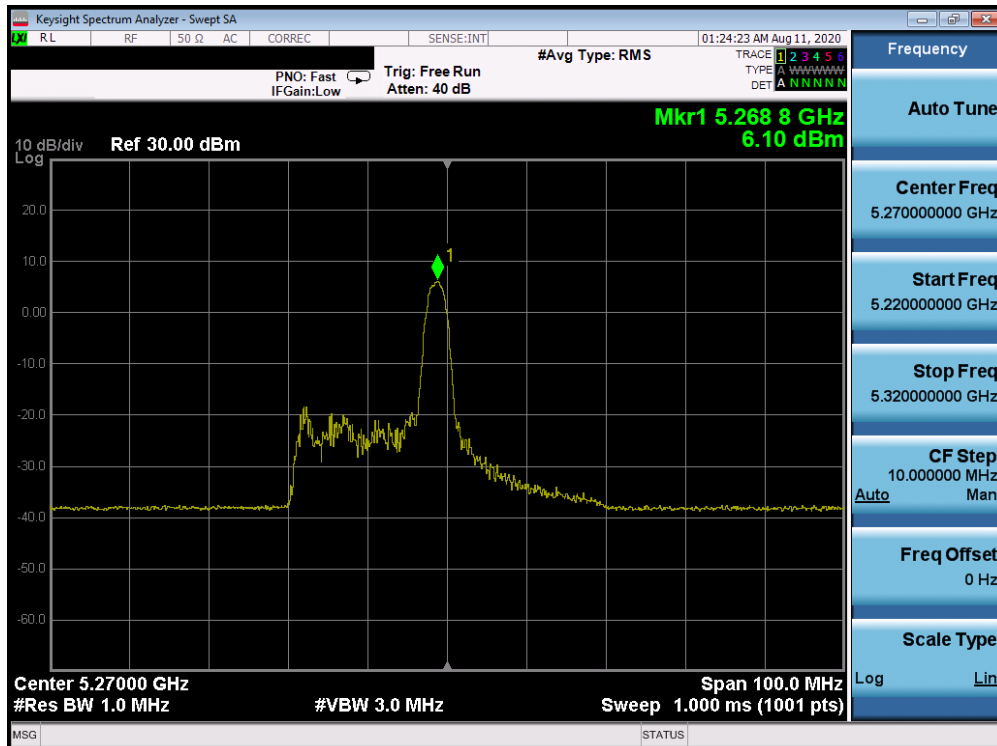


Plot 7-776. Power Spectral Density Plot CDD Primary Antenna 2a (40MHz BW 802.11ax Index 0 – RU26 (UNII Band 2A) – Ch. 54)

FCC ID: BCGA2072	<b>PCTEST</b> Proud to be part of element	MEASUREMENT REPORT (CERTIFICATION)	Approved by: Quality Manager
Test Report S/N: 1C2004270030-13.BCG	Test Dates: 07/16/2020 - 09/08/2020	EUT Type: Tablet Device	Page 481 of 958

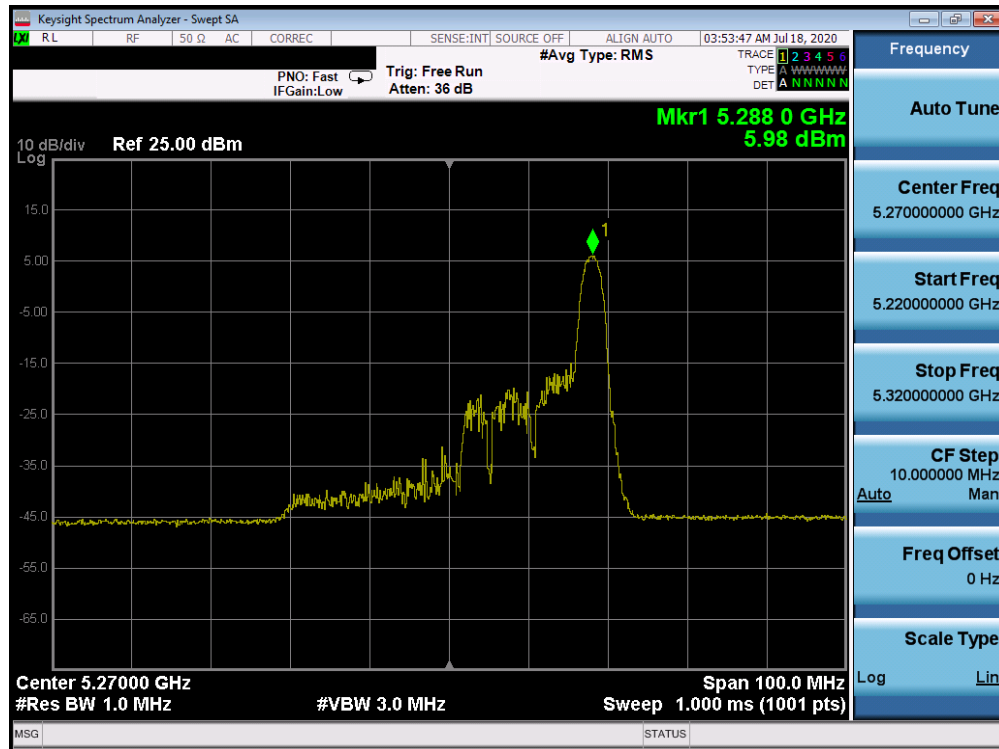


Plot 7-777. Power Spectral Density Plot CDD Primary Antenna 2b (40MHz BW 802.11ax Index 8 – RU26 (UNII Band 2A) – Ch. 54)

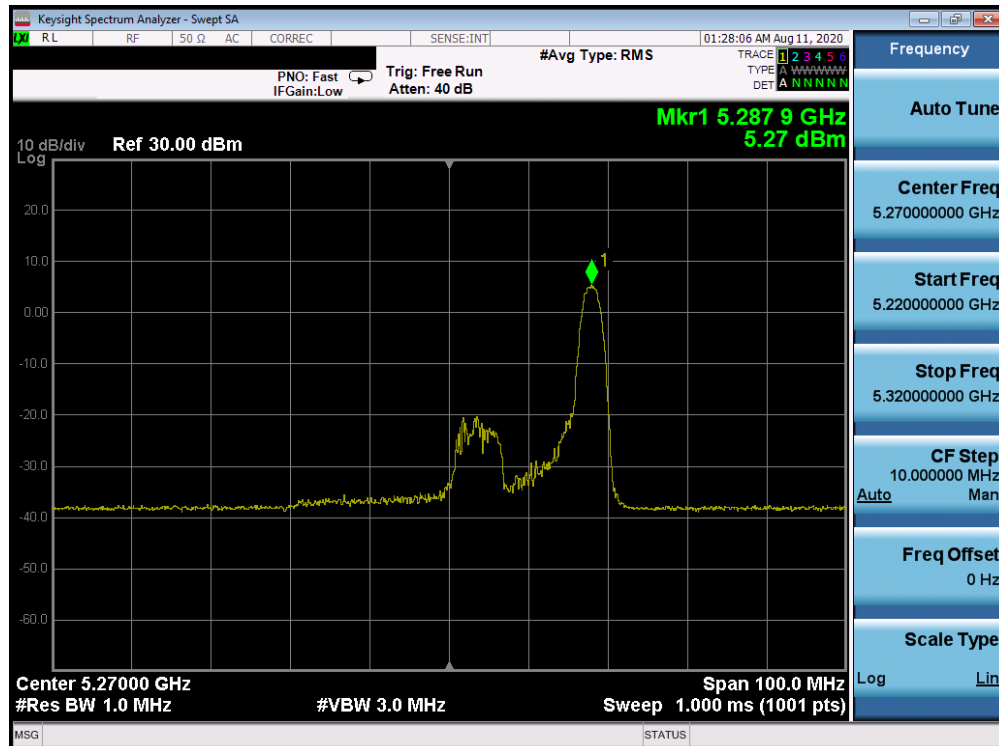


Plot 7-778. Power Spectral Density Plot CDD Primary Antenna 2a (40MHz BW 802.11ax Index 8 – RU26 (UNII Band 2A) – Ch. 54)

FCC ID: BCGA2072	<b>PCTEST</b> Proud to be part of element	MEASUREMENT REPORT (CERTIFICATION)	Approved by: Quality Manager
Test Report S/N: 1C2004270030-13.BCG	Test Dates: 07/16/2020 - 09/08/2020	EUT Type: Tablet Device	Page 482 of 958

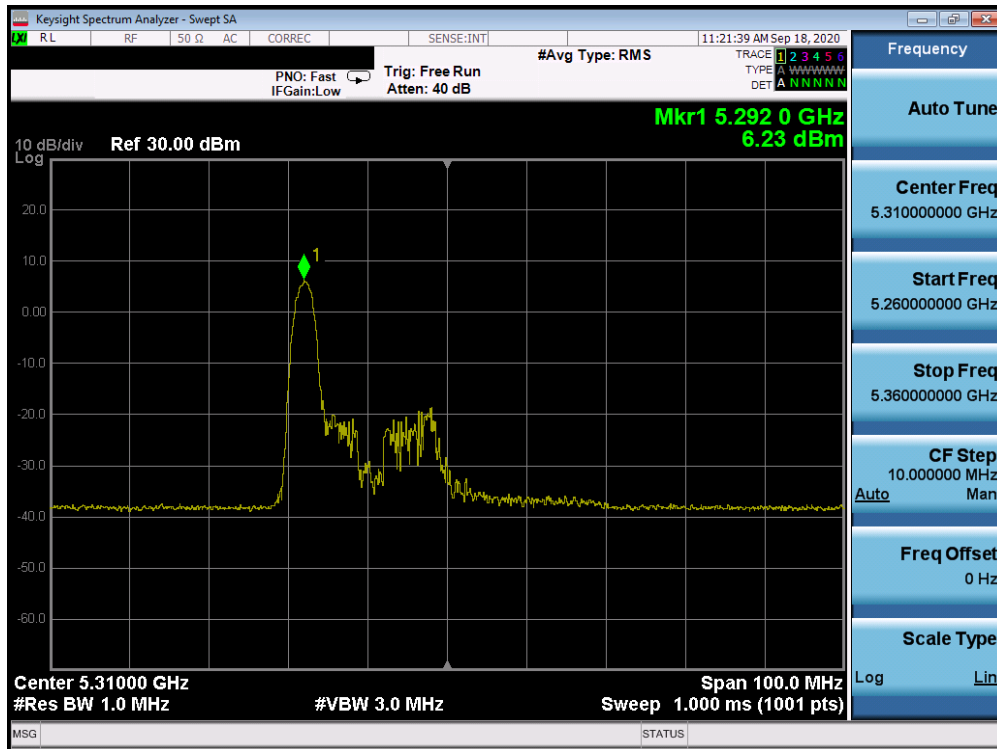


Plot 7-779. Power Spectral Density Plot CDD Primary Antenna 2b (40MHz BW 802.11ax Index 17 – RU26 (UNII Band 2A) – Ch. 54)

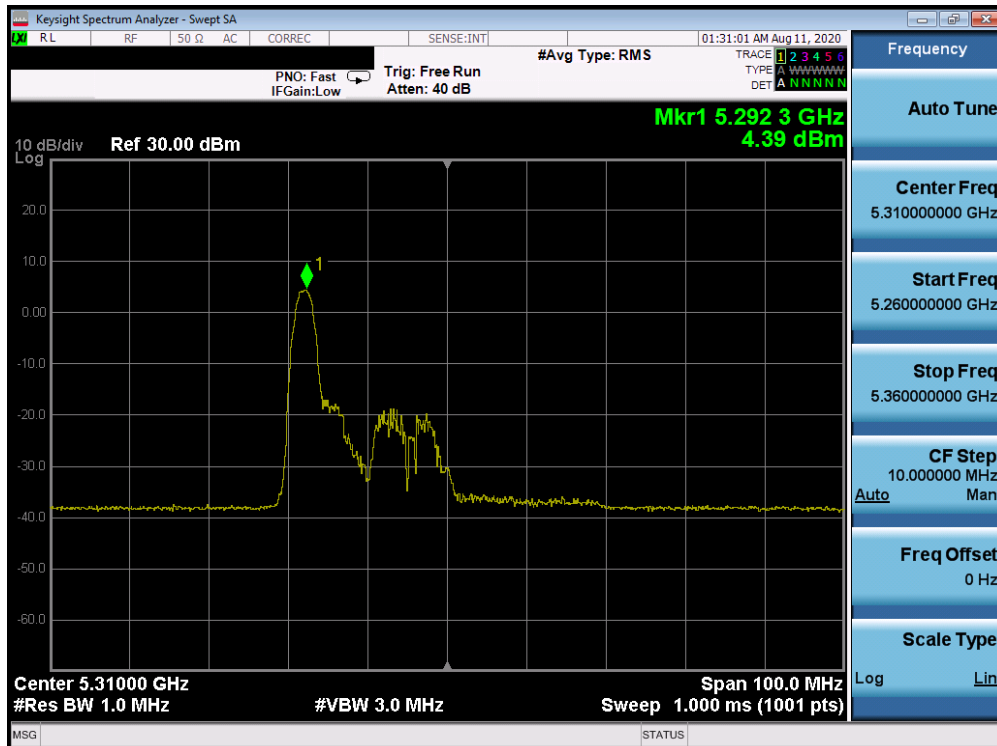


Plot 7-780. Power Spectral Density Plot CDD Primary Antenna 2a (40MHz BW 802.11ax Index 17 – RU26 (UNII Band 2A) – Ch. 54)

FCC ID: BCGA2072	<b>PCTEST</b> Proud to be part of element	MEASUREMENT REPORT (CERTIFICATION)	Approved by: Quality Manager
Test Report S/N: 1C2004270030-13.BCG	Test Dates: 07/16/2020 - 09/08/2020	EUT Type: Tablet Device	Page 483 of 958

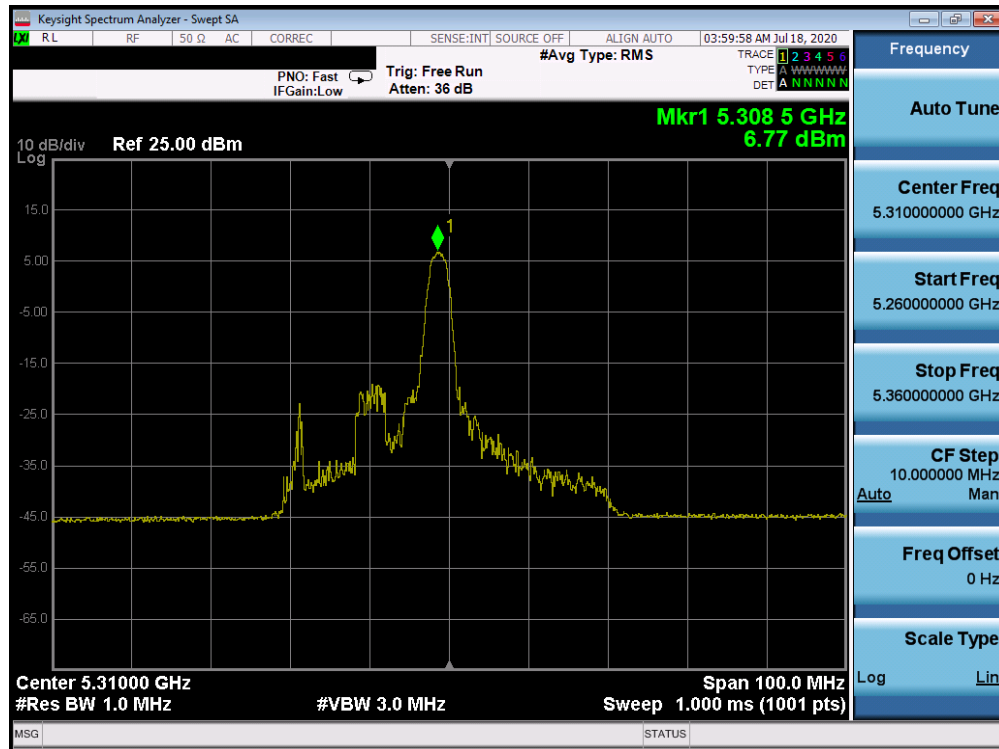


Plot 7-781. Power Spectral Density Plot CDD Primary Antenna 2b (40MHz BW 802.11ax Index 0 – RU26 (UNII Band 2A) – Ch. 62)

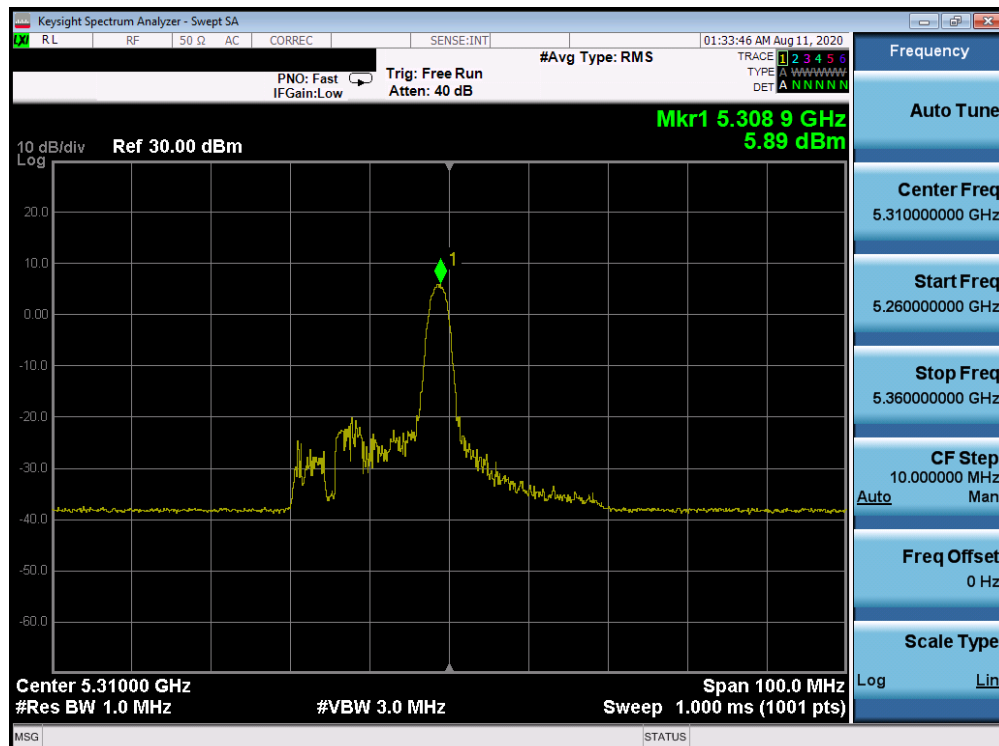


Plot 7-782. Power Spectral Density Plot CDD Primary Antenna 2a (40MHz BW 802.11ax Index 0 – RU26 (UNII Band 2A) – Ch. 62)

FCC ID: BCGA2072	<b>PCTEST</b> Proud to be part of element	MEASUREMENT REPORT (CERTIFICATION)	Approved by: Quality Manager
Test Report S/N: 1C2004270030-13.BCG	Test Dates: 07/16/2020 - 09/08/2020	EUT Type: Tablet Device	Page 484 of 958

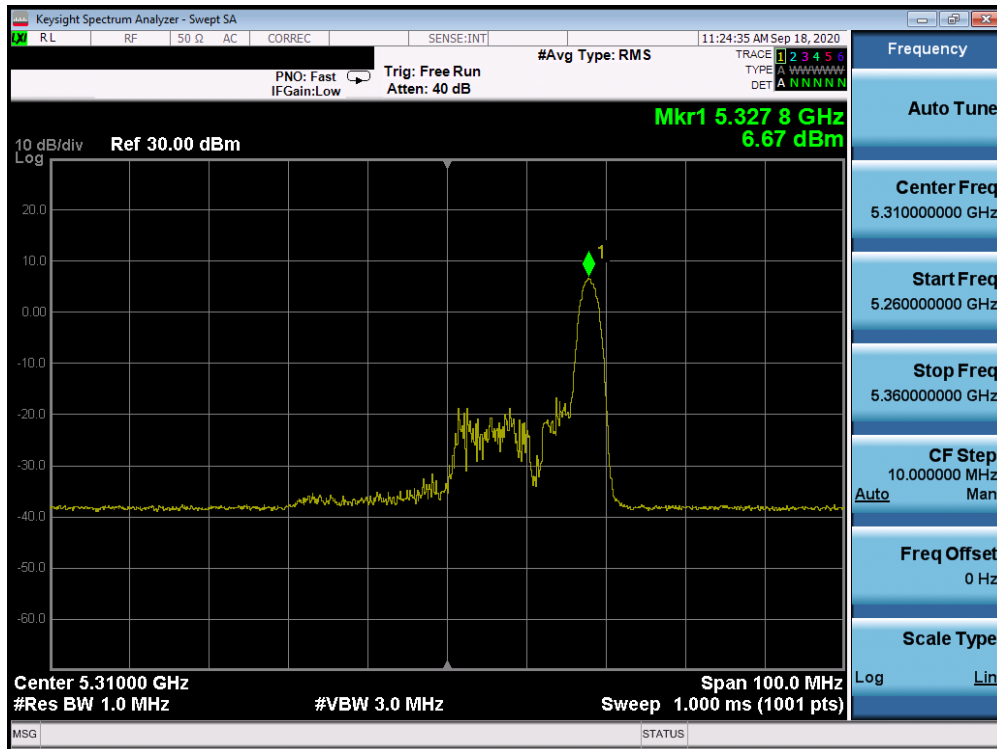


Plot 7-783. Power Spectral Density Plot CDD Primary Antenna 2b (40MHz BW 802.11ax Index 8 – RU26 (UNII Band 2A) – Ch. 62)

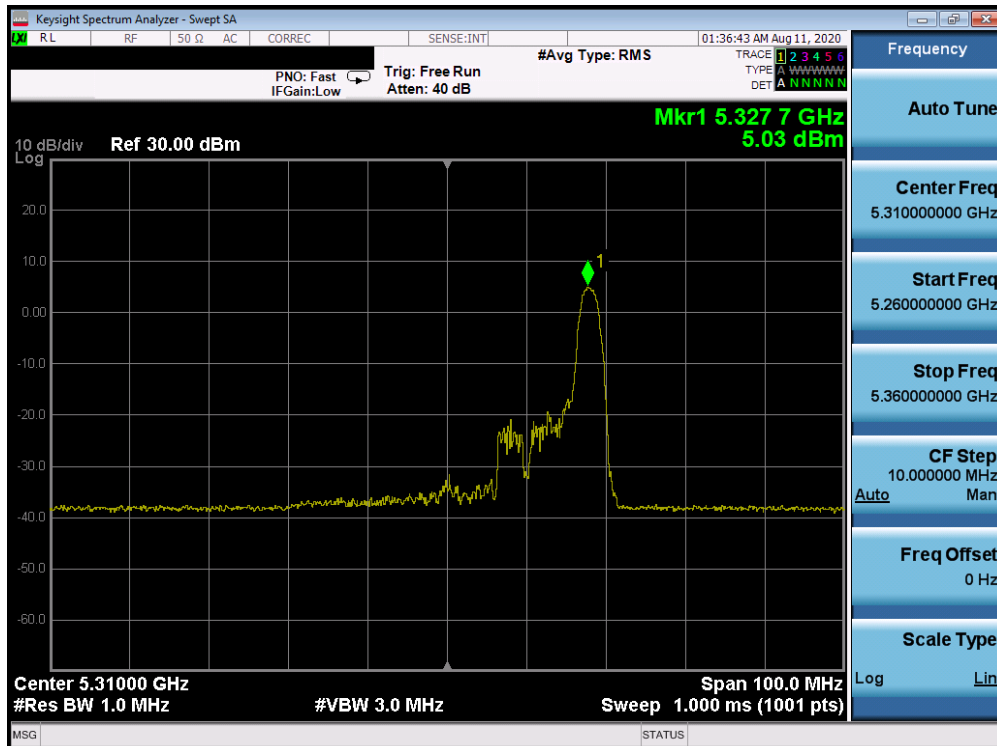


Plot 7-784. Power Spectral Density Plot CDD Primary Antenna 2a (40MHz BW 802.11ax Index 8 – RU26 (UNII Band 2A) – Ch. 62)

FCC ID: BCGA2072	<b>PCTEST</b> Proud to be part of element	MEASUREMENT REPORT (CERTIFICATION)	Approved by: Quality Manager
Test Report S/N: 1C2004270030-13.BCG	Test Dates: 07/16/2020 - 09/08/2020	EUT Type: Tablet Device	Page 485 of 958

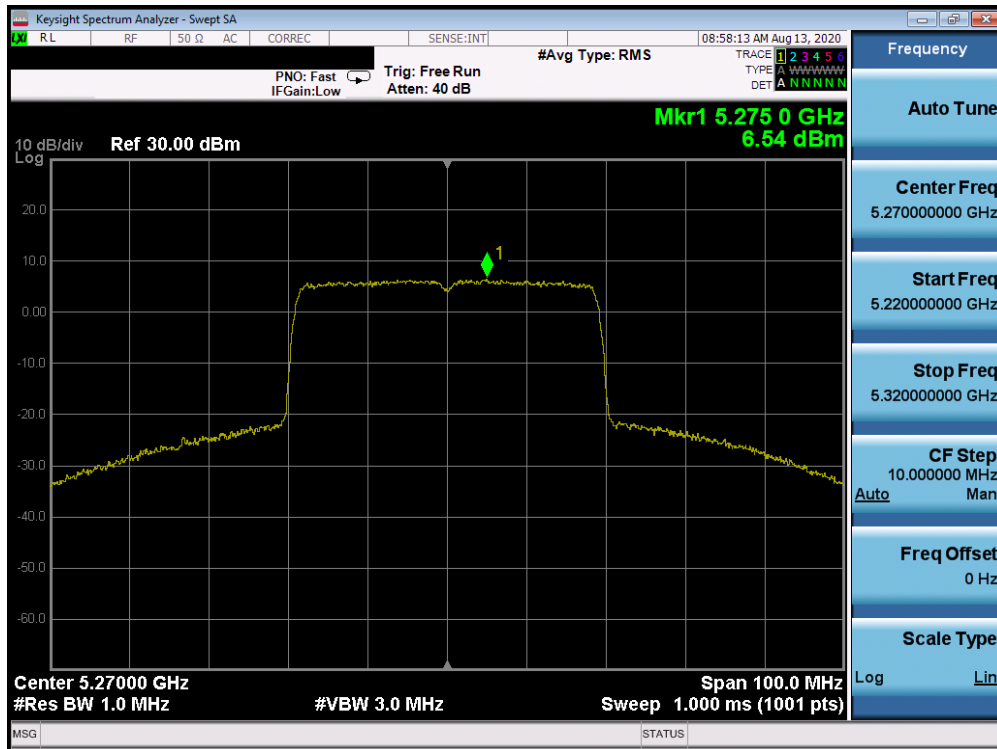


Plot 7-785. Power Spectral Density Plot CDD Primary Antenna 2b (40MHz BW 802.11ax Index 17 – RU26 (UNII Band 2A) – Ch. 62)

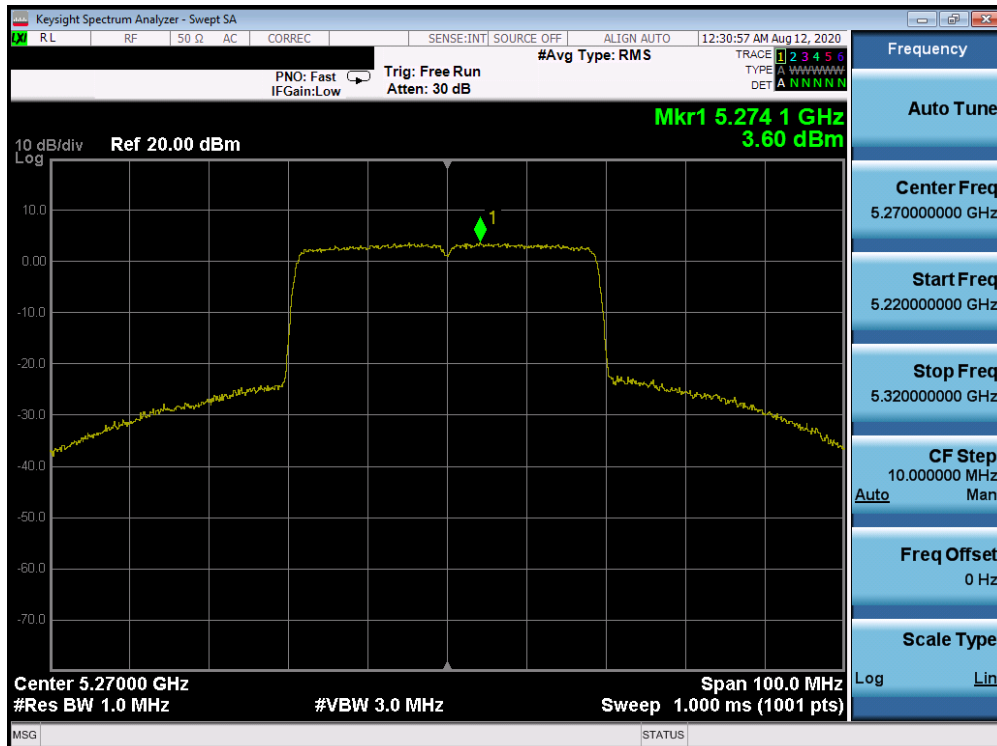


Plot 7-786. Power Spectral Density Plot CDD Primary Antenna 2a (40MHz BW 802.11ax Index 17 – RU26 (UNII Band 2A) – Ch. 62)

FCC ID: BCGA2072	<b>PCTEST</b> Proud to be part of element	MEASUREMENT REPORT (CERTIFICATION)	Approved by: Quality Manager
Test Report S/N: 1C2004270030-13.BCG	Test Dates: 07/16/2020 - 09/08/2020	EUT Type: Tablet Device	Page 486 of 958

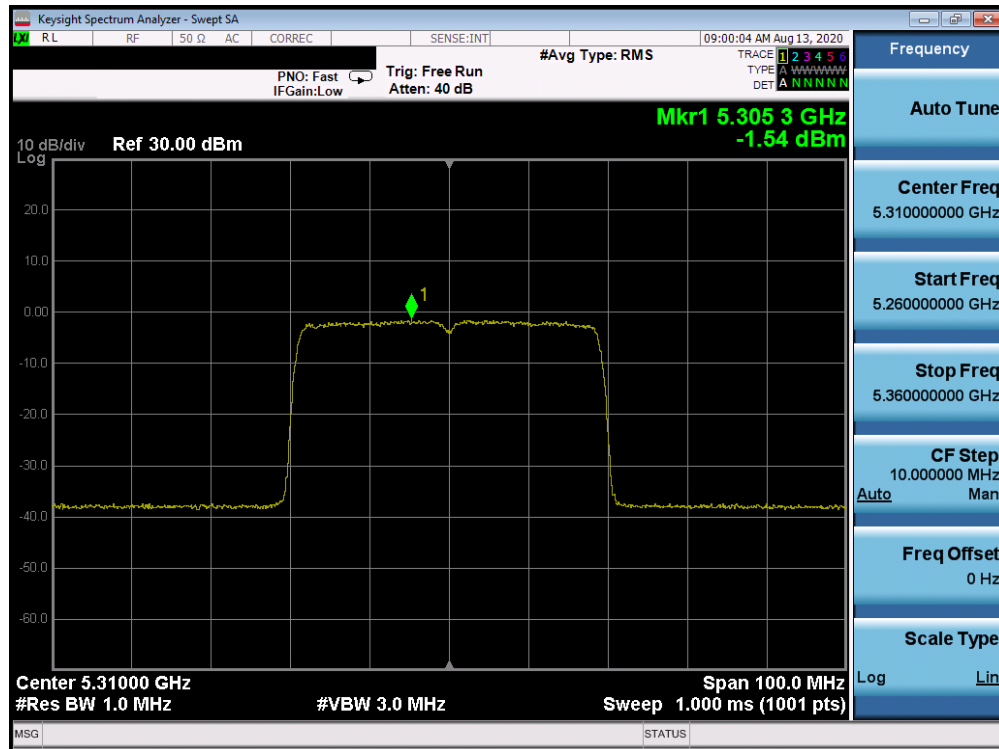


Plot 7-787. Power Spectral Density Plot CDD Primary Antenna 2b (40MHz BW 802.11ax – RU484 (UNII Band 2A) – Ch. 54)

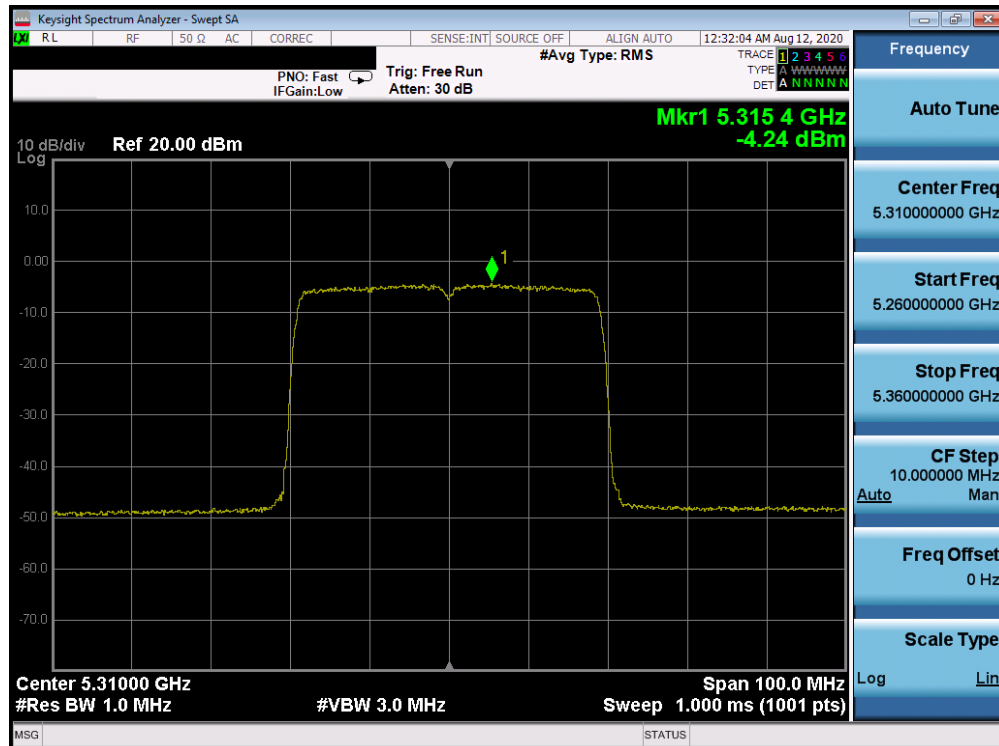


Plot 7-788. Power Spectral Density Plot CDD Primary Antenna 2a (40MHz BW 802.11ax – RU484 (UNII Band 2A) – Ch. 54)

FCC ID: BCGA2072	<b>PCTEST</b> Proud to be part of element	MEASUREMENT REPORT (CERTIFICATION)	Approved by: Quality Manager
Test Report S/N: 1C2004270030-13.BCG	Test Dates: 07/16/2020 - 09/08/2020	EUT Type: Tablet Device	Page 487 of 958

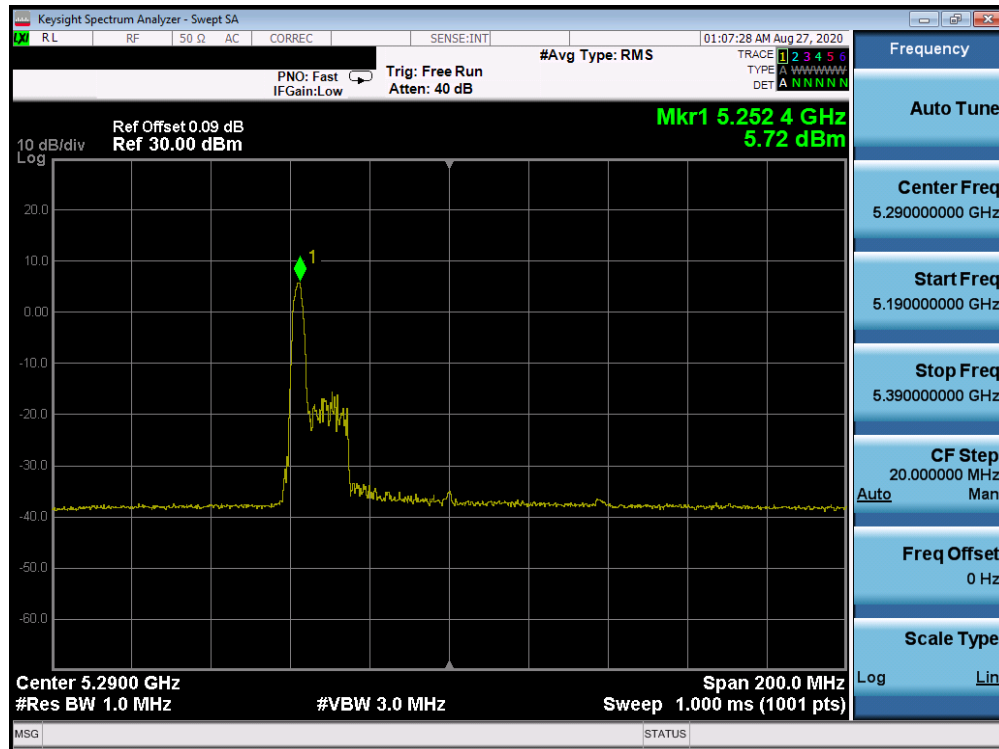


Plot 7-789. Power Spectral Density Plot CDD Primary Antenna 2b (40MHz BW 802.11ax – RU484 (UNII Band 2A) – Ch. 62)

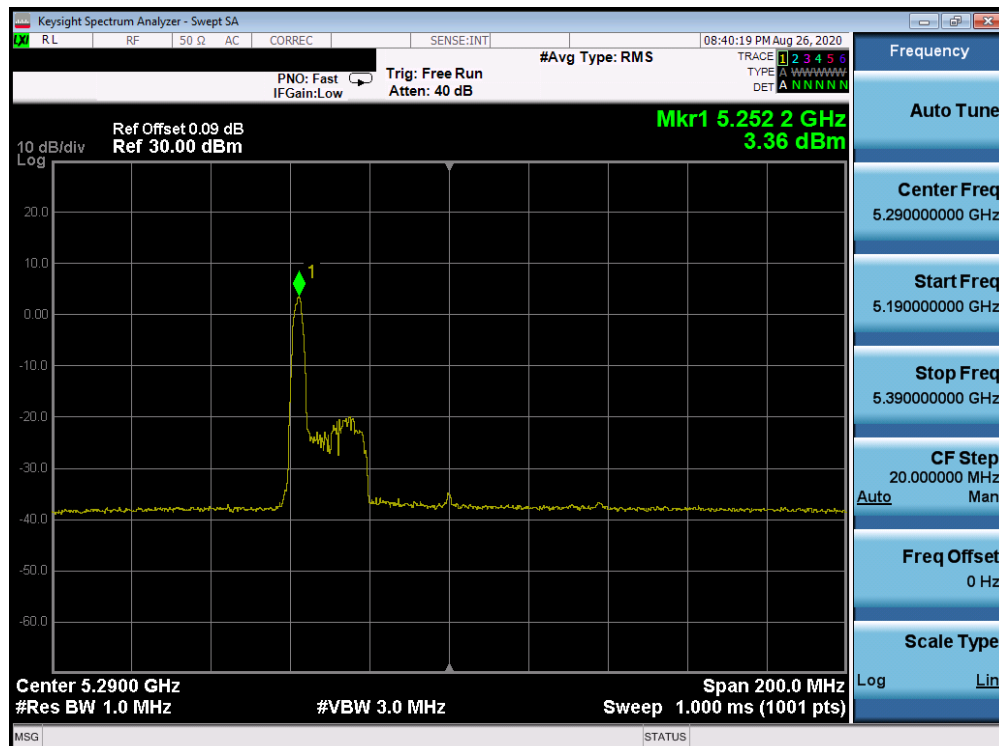


Plot 7-790. Power Spectral Density Plot CDD Primary Antenna 2a (40MHz BW 802.11ax – RU484 (UNII Band 2A) – Ch. 62)

FCC ID: BCGA2072	<b>PCTEST</b> Proud to be part of element	MEASUREMENT REPORT (CERTIFICATION)	Approved by: Quality Manager
Test Report S/N: 1C2004270030-13.BCG	Test Dates: 07/16/2020 - 09/08/2020	EUT Type: Tablet Device	Page 488 of 958

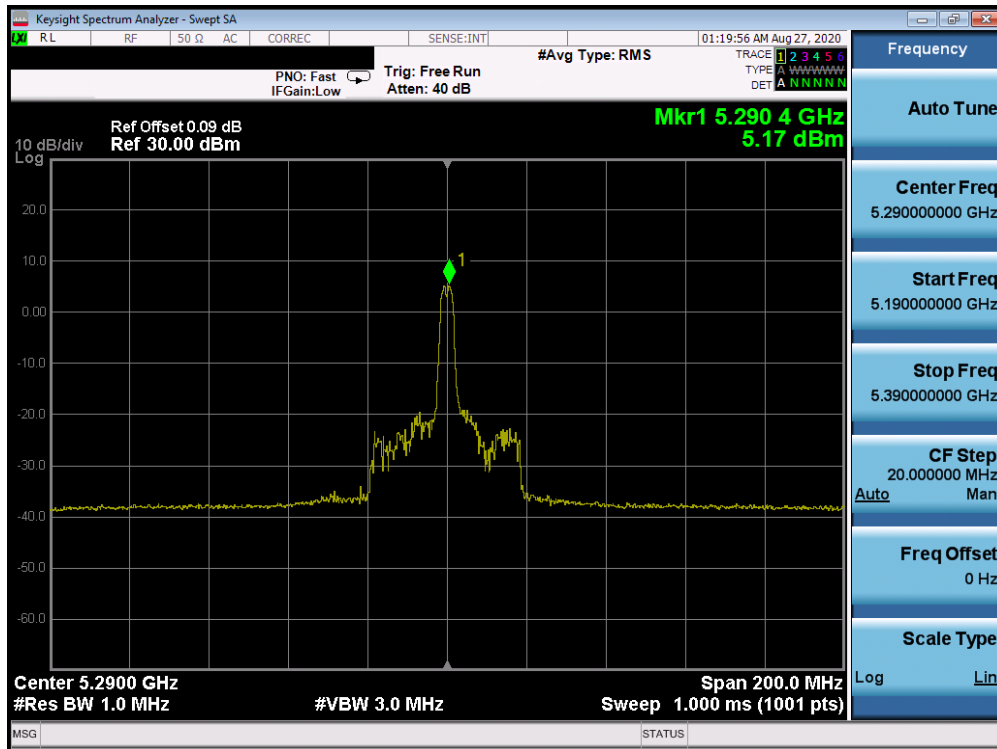


Plot 7-791. Power Spectral Density Plot CDD Primary Antenna 2b (80MHz BW 802.11ax Index 0 – RU26 (UNII Band 2A) – Ch. 58)

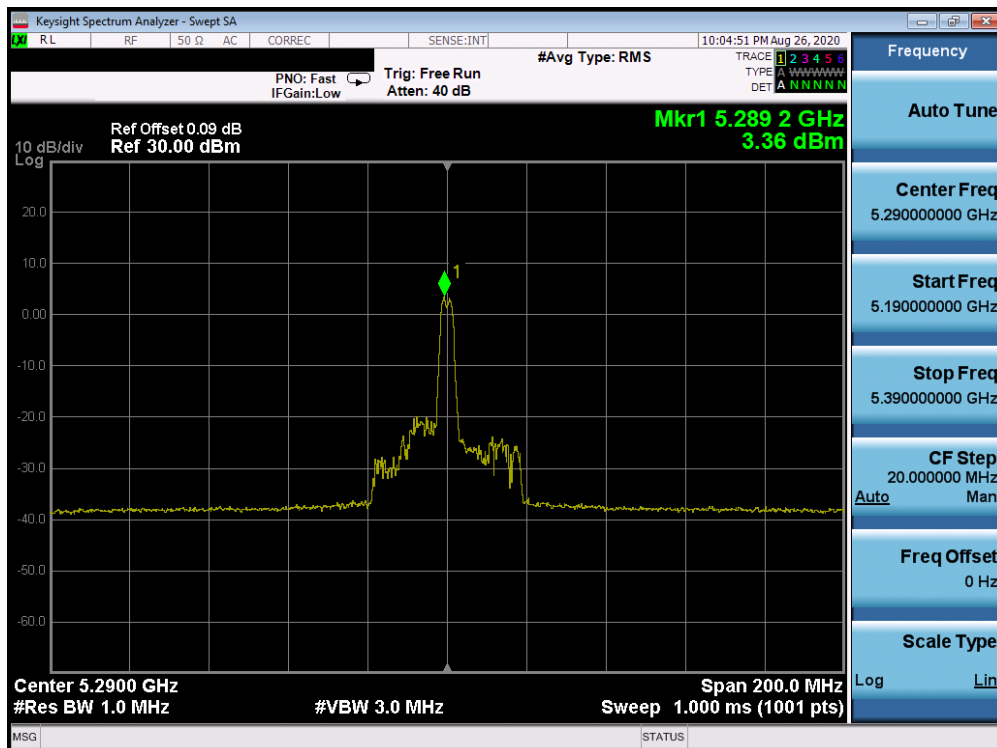


Plot 7-792. Power Spectral Density Plot CDD Primary Antenna 2a (80MHz BW 802.11ax Index 0 – RU26 (UNII Band 2A) – Ch. 58)

FCC ID: BCGA2072	<b>PCTEST</b> Proud to be part of element	MEASUREMENT REPORT (CERTIFICATION)	Approved by: Quality Manager
Test Report S/N: 1C2004270030-13.BCG	Test Dates: 07/16/2020 - 09/08/2020	EUT Type: Tablet Device	Page 489 of 958

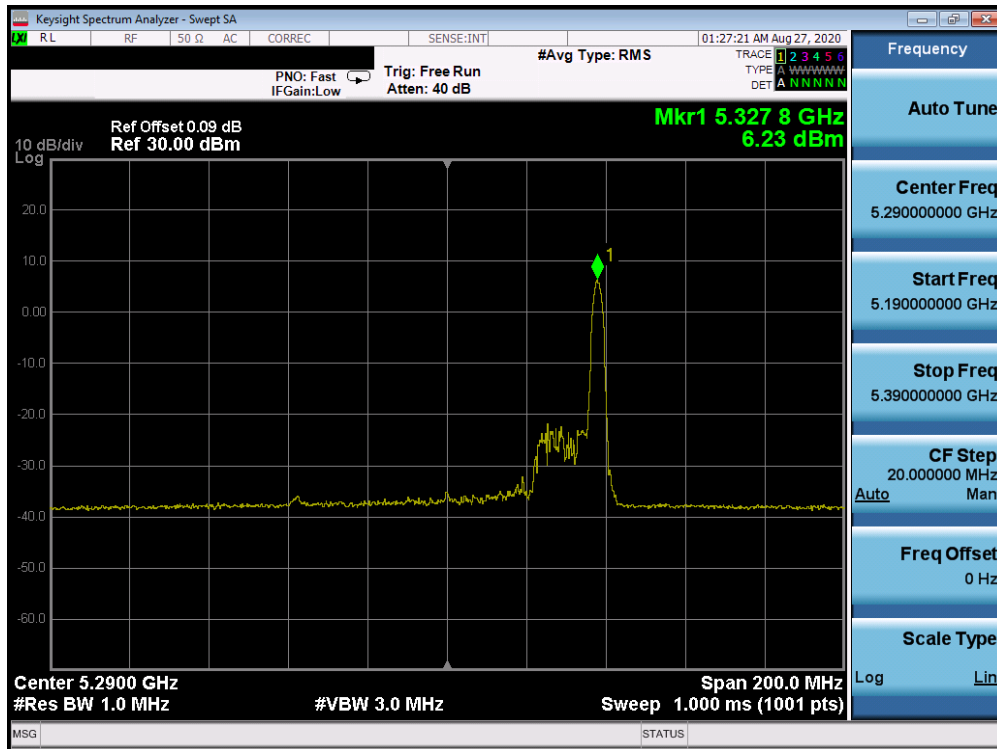


Plot 7-793. Power Spectral Density Plot CDD Primary Antenna 2b (80MHz BW 802.11ax Index 18 – RU26 (UNII Band 2A) – Ch. 58)

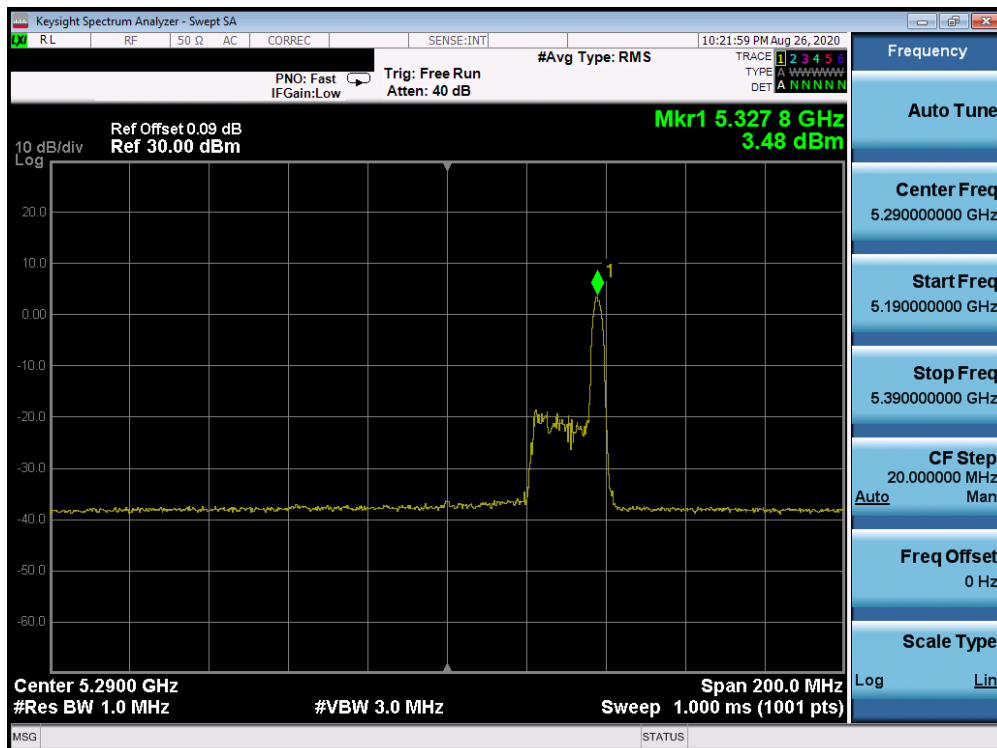


Plot 7-794. Power Spectral Density Plot CDD Primary Antenna 2a (80MHz BW 802.11ax Index 18 – RU26 (UNII Band 2A) – Ch. 58)

FCC ID: BCGA2072	<b>PCTEST</b> Proud to be part of element	MEASUREMENT REPORT (CERTIFICATION)	Approved by: Quality Manager
Test Report S/N: 1C2004270030-13.BCG	Test Dates: 07/16/2020 - 09/08/2020	EUT Type: Tablet Device	Page 490 of 958

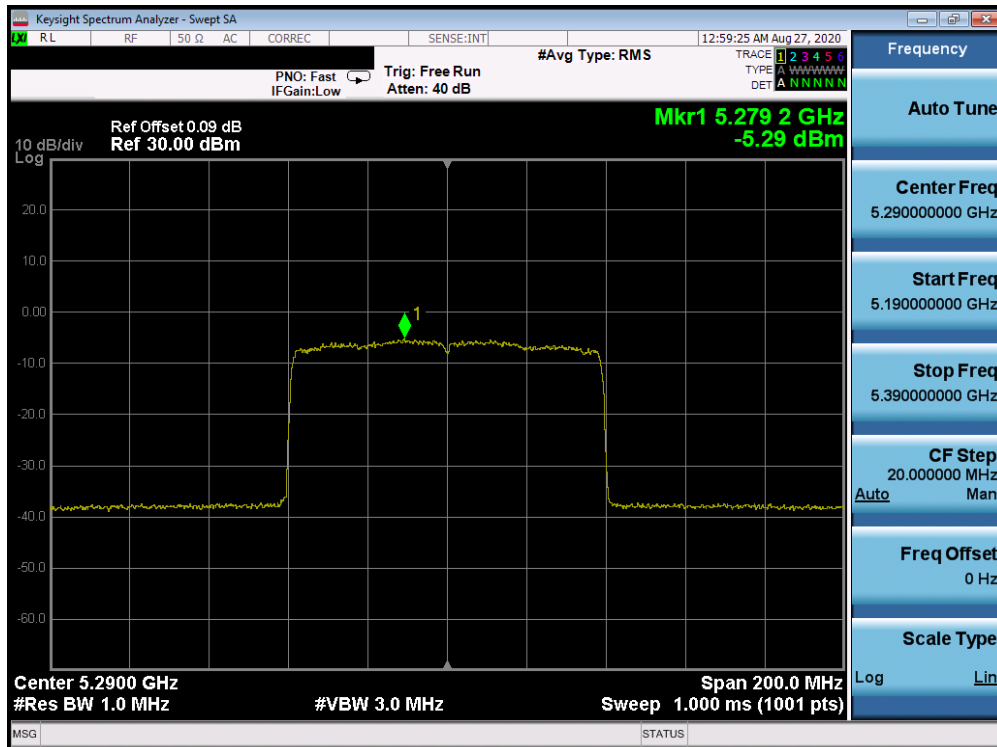


Plot 7-795. Power Spectral Density Plot CDD Primary Antenna 2b (80MHz BW 802.11ax Index 36 – RU26 (UNII Band 2A) – Ch. 58)

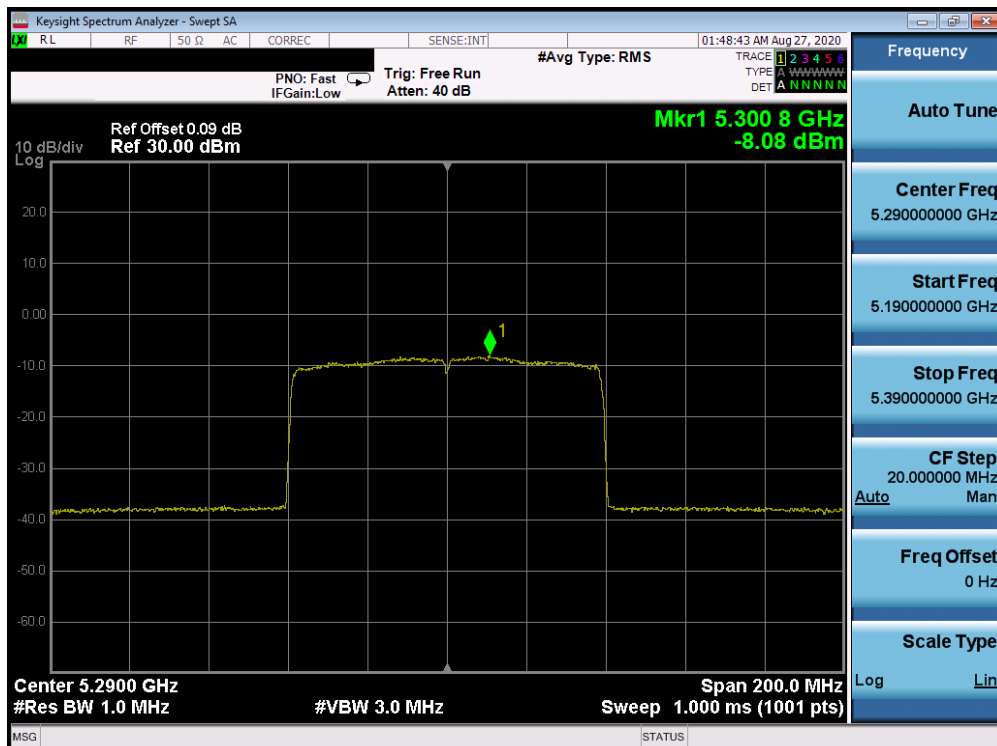


Plot 7-796. Power Spectral Density Plot CDD Primary Antenna 2a (80MHz BW 802.11ax Index 36 – RU26 (UNII Band 2A) – Ch. 58)

FCC ID: BCGA2072	<b>PCTEST</b> Proud to be part of element	MEASUREMENT REPORT (CERTIFICATION)	Approved by: Quality Manager
Test Report S/N: 1C2004270030-13.BCG	Test Dates: 07/16/2020 - 09/08/2020	EUT Type: Tablet Device	Page 491 of 958

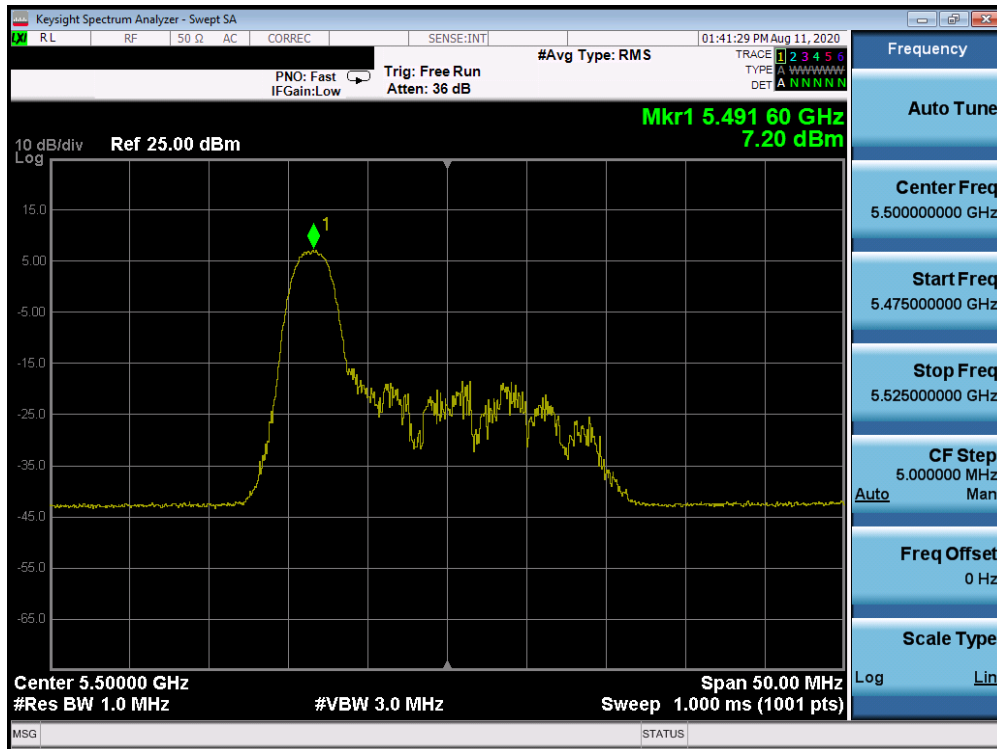


Plot 7-797. Power Spectral Density Plot CDD Primary Antenna 2b (80MHz BW 802.11ax – RU996 (UNII Band 2A) – Ch. 58)

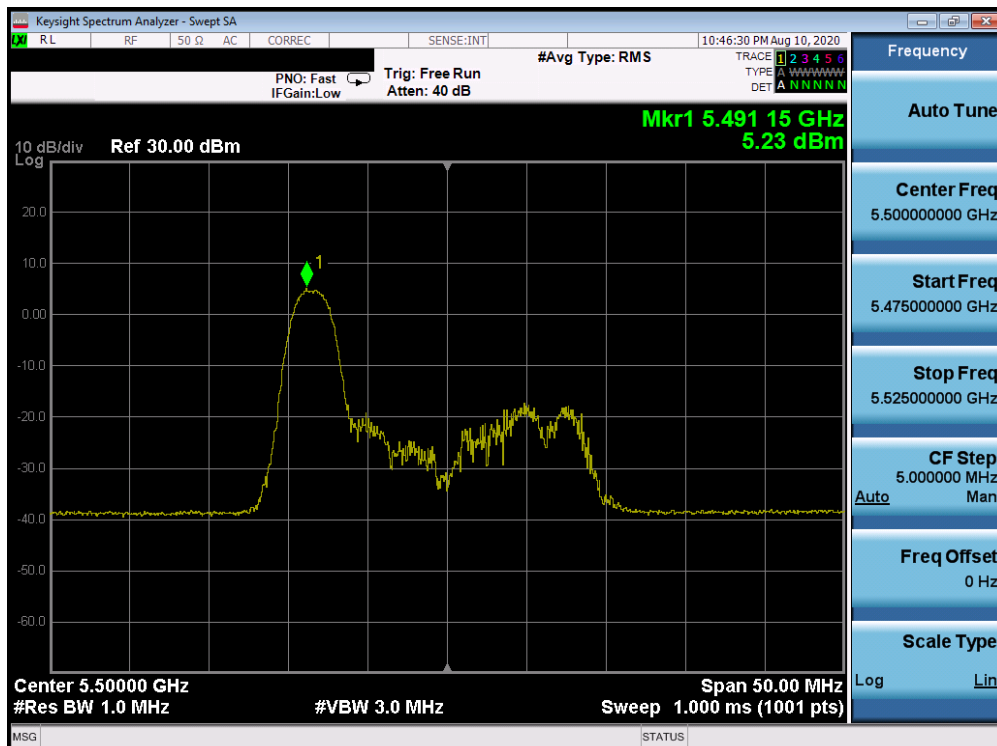


Plot 7-798. Power Spectral Density Plot CDD Primary Antenna 2a (80MHz BW 802.11ax – RU996 (UNII Band 2A) – Ch. 58)

FCC ID: BCGA2072	<b>PCTEST</b> Proud to be part of element	MEASUREMENT REPORT (CERTIFICATION)	Approved by: Quality Manager
Test Report S/N: 1C2004270030-13.BCG	Test Dates: 07/16/2020 - 09/08/2020	EUT Type: Tablet Device	Page 492 of 958

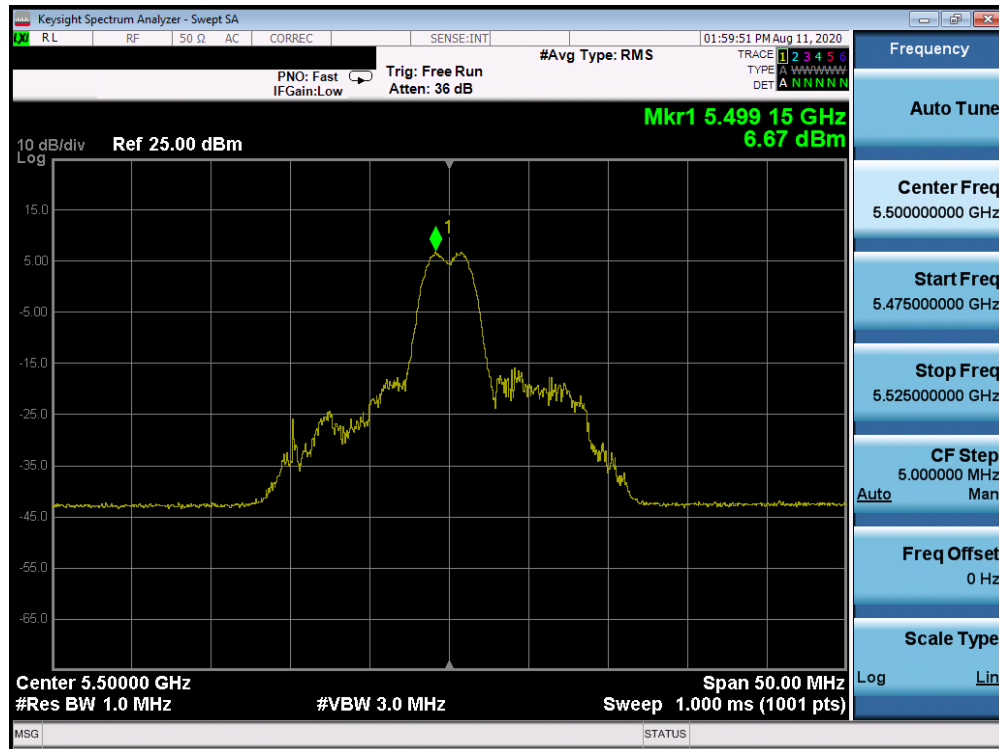


Plot 7-799. Power Spectral Density Plot CDD Primary Antenna 2b (20MHz BW 802.11ax Index 0 – RU26 (UNII Band 2C) – Ch. 100)

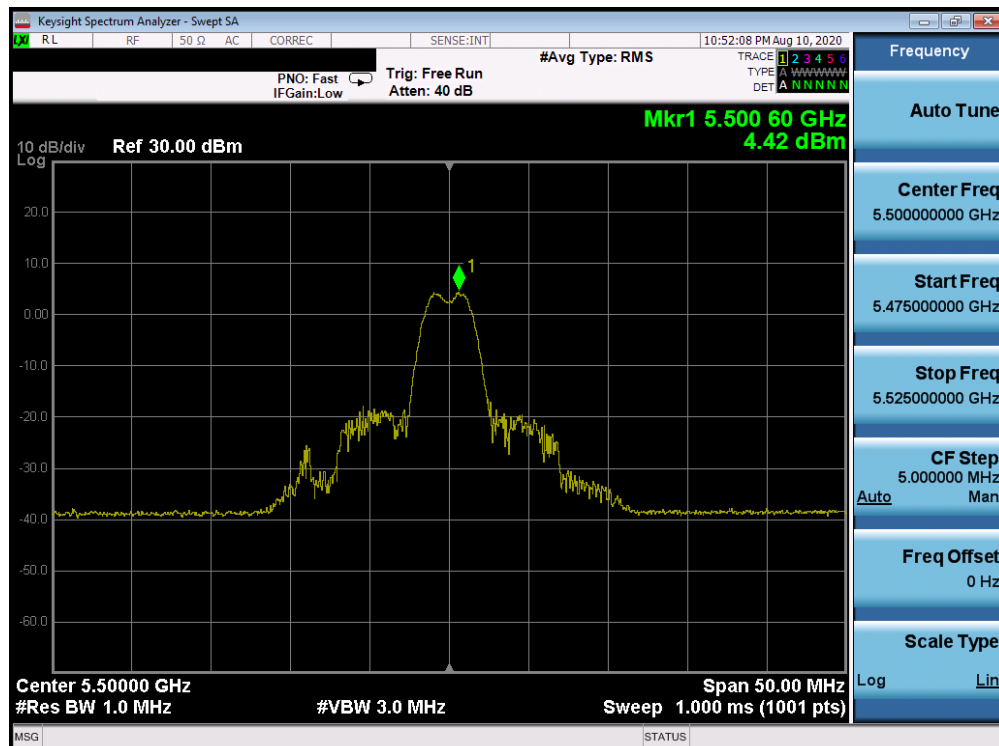


Plot 7-800. Power Spectral Density Plot CDD Primary Antenna 2a (20MHz BW 802.11ax Index 0 – RU26 (UNII Band 2C) – Ch. 100)

FCC ID: BCGA2072	<b>PCTEST</b> Proud to be part of element	MEASUREMENT REPORT (CERTIFICATION)	Approved by: Quality Manager
Test Report S/N: 1C2004270030-13.BCG	Test Dates: 07/16/2020 - 09/08/2020	EUT Type: Tablet Device	Page 493 of 958

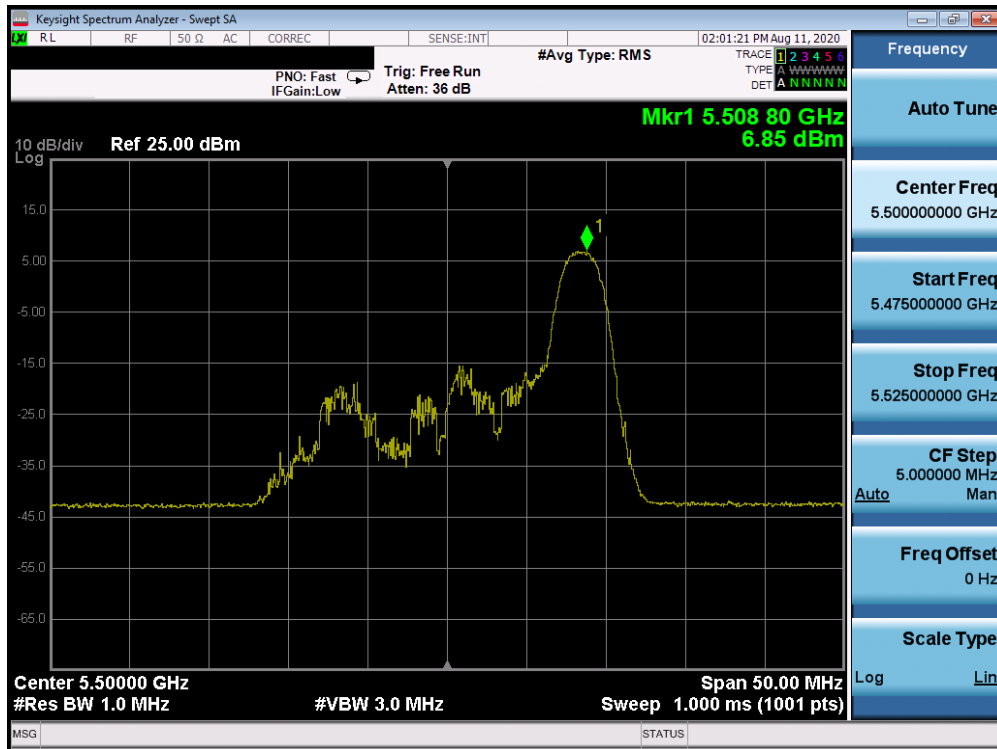


Plot 7-801. Power Spectral Density Plot CDD Primary Antenna 2b (20MHz BW 802.11ax Index 4 – RU26 (UNII Band 2C) – Ch. 100)

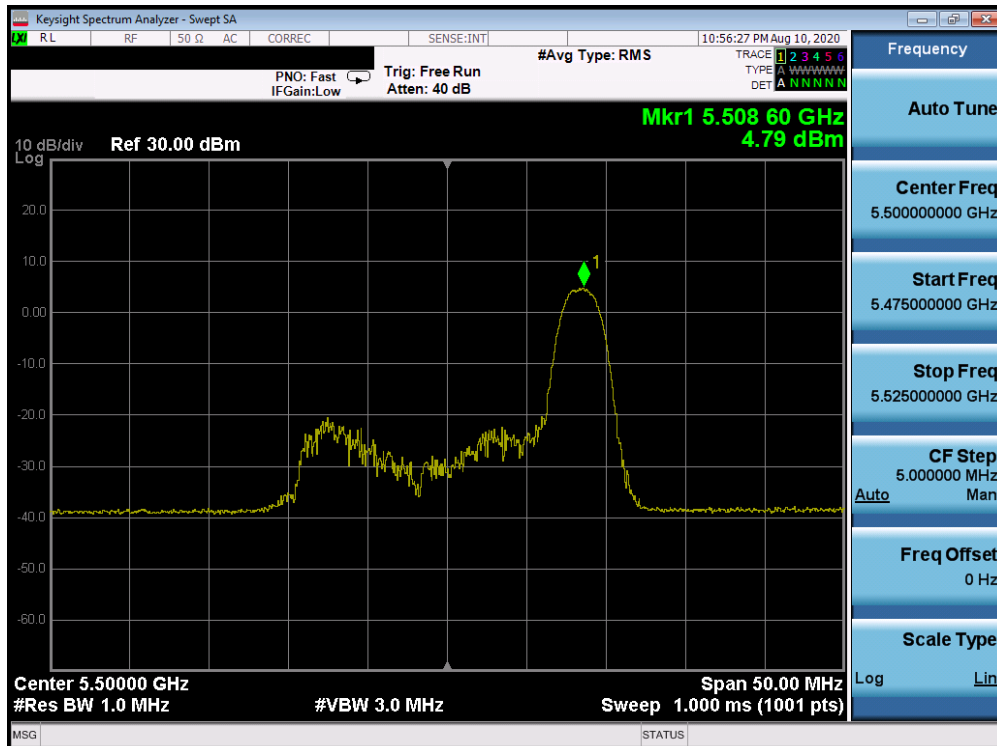


Plot 7-802. Power Spectral Density Plot CDD Primary Antenna 2a (20MHz BW 802.11ax Index 4 – RU26 (UNII Band 2C) – Ch. 100)

FCC ID: BCGA2072	<b>PCTEST</b> Proud to be part of element	MEASUREMENT REPORT (CERTIFICATION)	Approved by: Quality Manager
Test Report S/N: 1C2004270030-13.BCG	Test Dates: 07/16/2020 - 09/08/2020	EUT Type: Tablet Device	Page 494 of 958

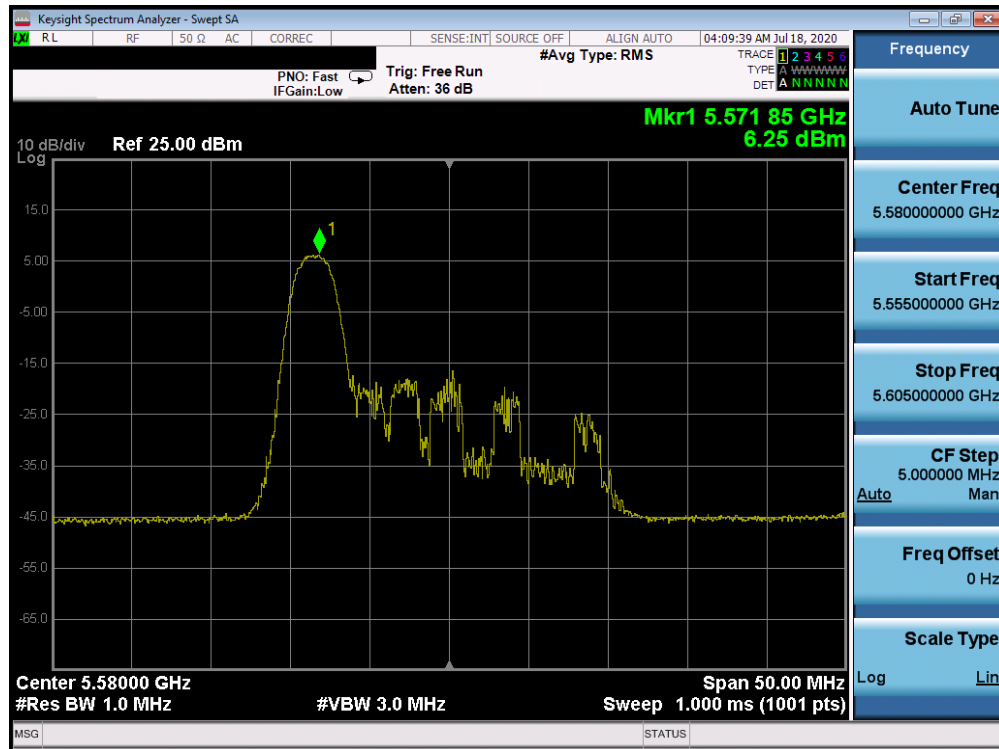


Plot 7-803. Power Spectral Density Plot CDD Primary Antenna 2b (20MHz BW 802.11ax Index 8 – RU26 (UNII Band 2C) – Ch. 100)

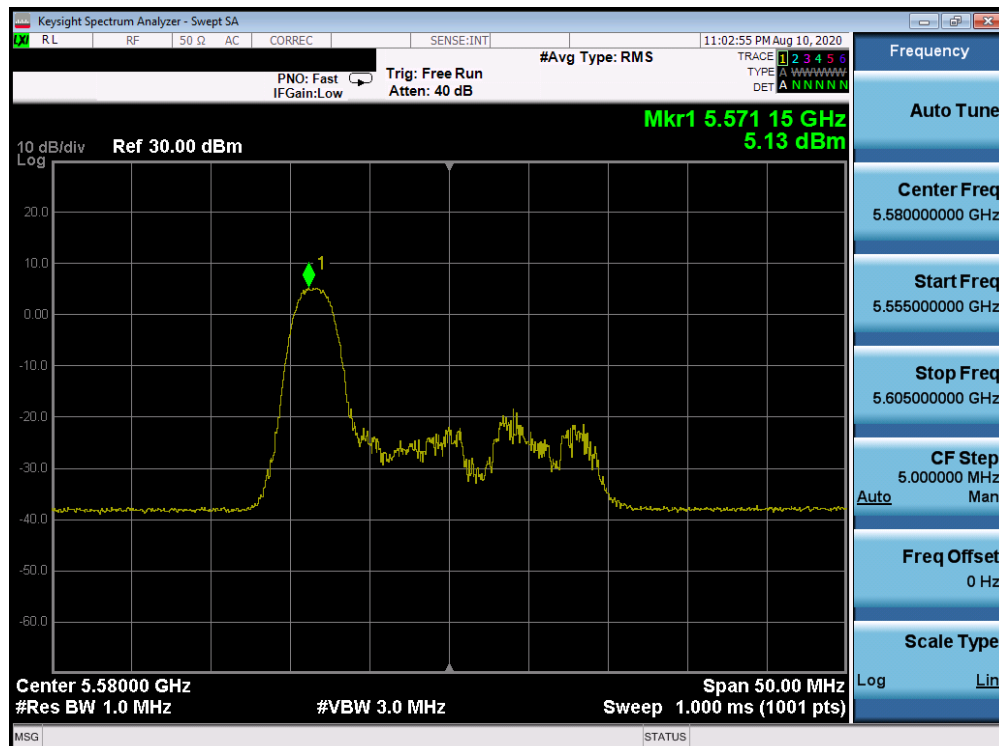


Plot 7-804. Power Spectral Density Plot CDD Primary Antenna 2a (20MHz BW 802.11ax Index 8 – RU26 (UNII Band 2C) – Ch. 100)

FCC ID: BCGA2072	<b>PCTEST</b> Proud to be part of element	MEASUREMENT REPORT (CERTIFICATION)	Approved by: Quality Manager
Test Report S/N: 1C2004270030-13.BCG	Test Dates: 07/16/2020 - 09/08/2020	EUT Type: Tablet Device	Page 495 of 958

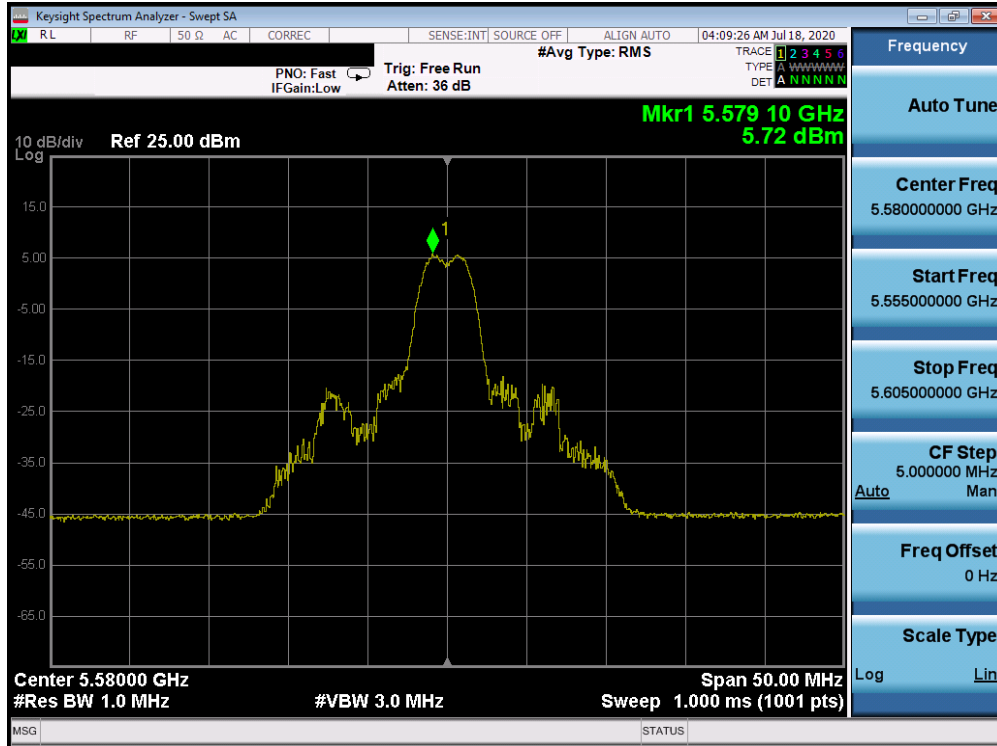


Plot 7-805. Power Spectral Density Plot CDD Primary Antenna 2b (20MHz BW 802.11ax Index 0 – RU26 (UNII Band 2C) – Ch. 116)

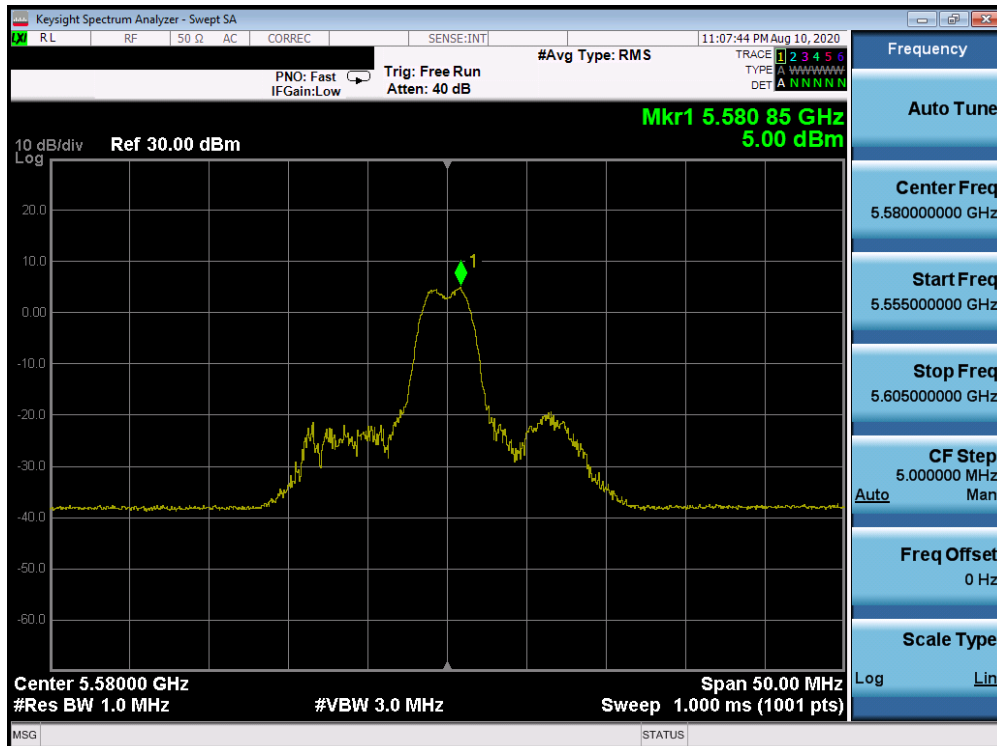


Plot 7-806. Power Spectral Density Plot CDD Primary Antenna 2a (20MHz BW 802.11ax Index 0 – RU26 (UNII Band 2C) – Ch. 116)

FCC ID: BCGA2072		MEASUREMENT REPORT (CERTIFICATION)	Approved by: Quality Manager
Test Report S/N: 1C2004270030-13.BCG	Test Dates: 07/16/2020 - 09/08/2020	EUT Type: Tablet Device	Page 496 of 958

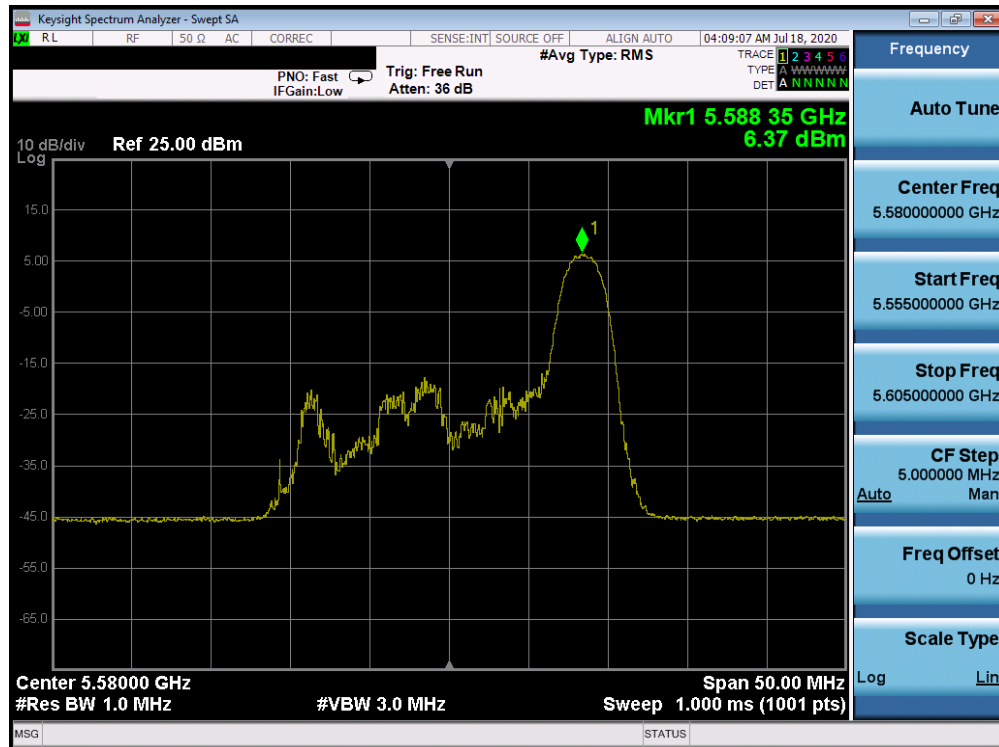


Plot 7-807. Power Spectral Density Plot CDD Primary Antenna 2b (20MHz BW 802.11ax Index 4 – RU26 (UNII Band 2C) – Ch. 116)

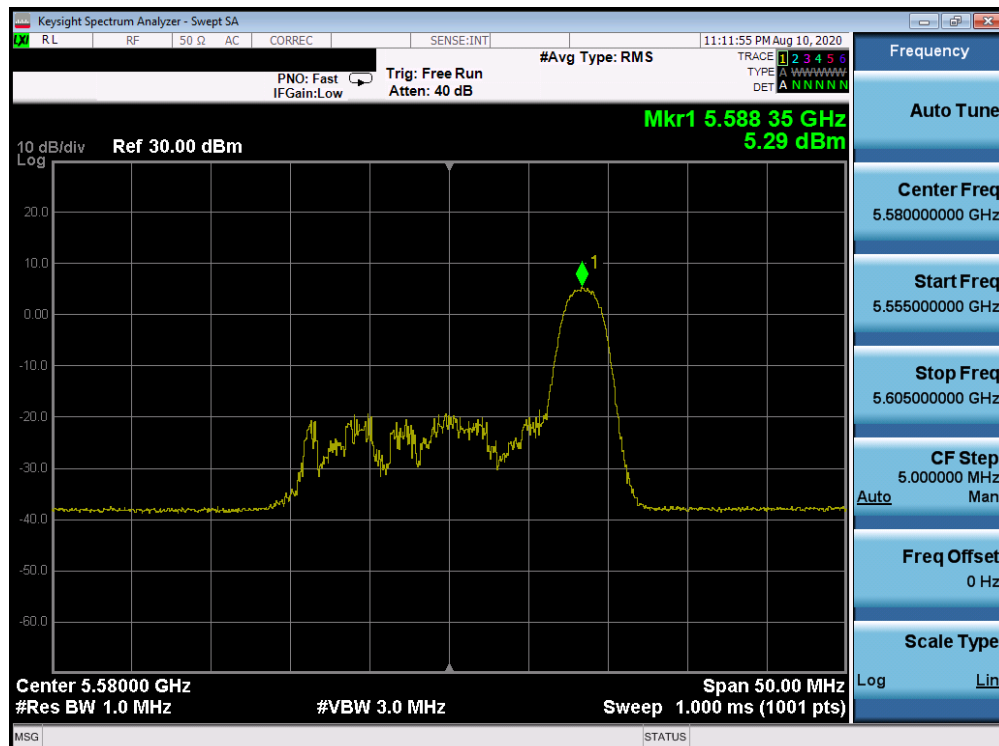


Plot 7-808. Power Spectral Density Plot CDD Primary Antenna 2a (20MHz BW 802.11ax Index 4 – RU26 (UNII Band 2C) – Ch. 116)

FCC ID: BCGA2072	<b>PCTEST</b> Proud to be part of element	MEASUREMENT REPORT (CERTIFICATION)	Approved by: Quality Manager
Test Report S/N: 1C2004270030-13.BCG	Test Dates: 07/16/2020 - 09/08/2020	EUT Type: Tablet Device	Page 497 of 958

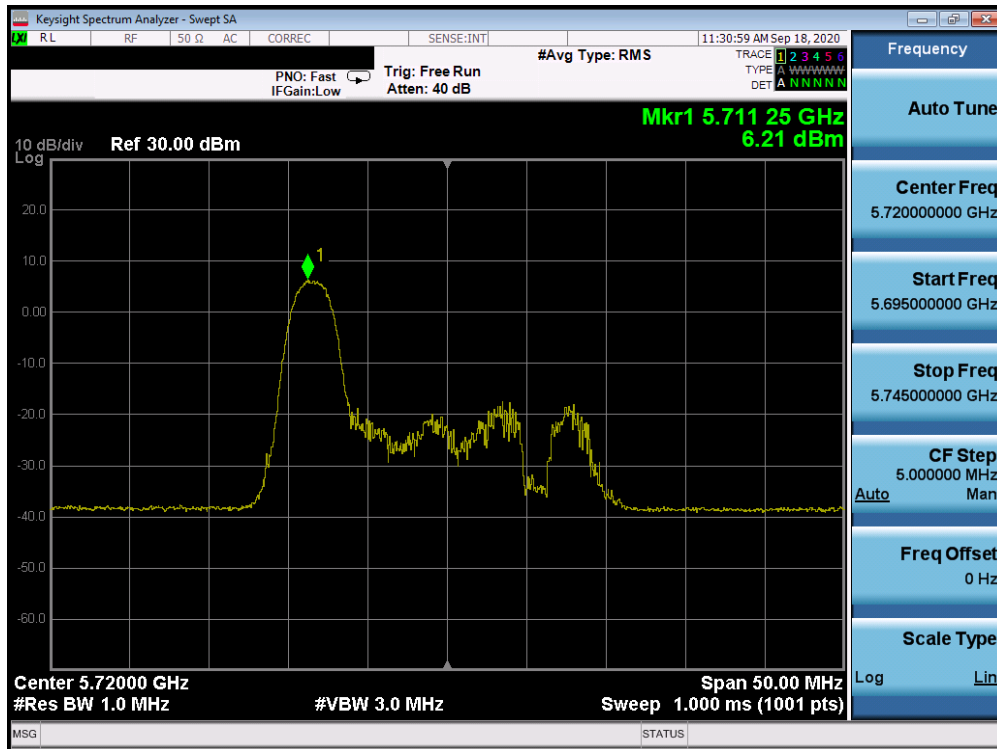


Plot 7-809. Power Spectral Density Plot CDD Primary Antenna 2b (20MHz BW 802.11ax Index 8– RU26 (UNII Band 2C) – Ch. 116)

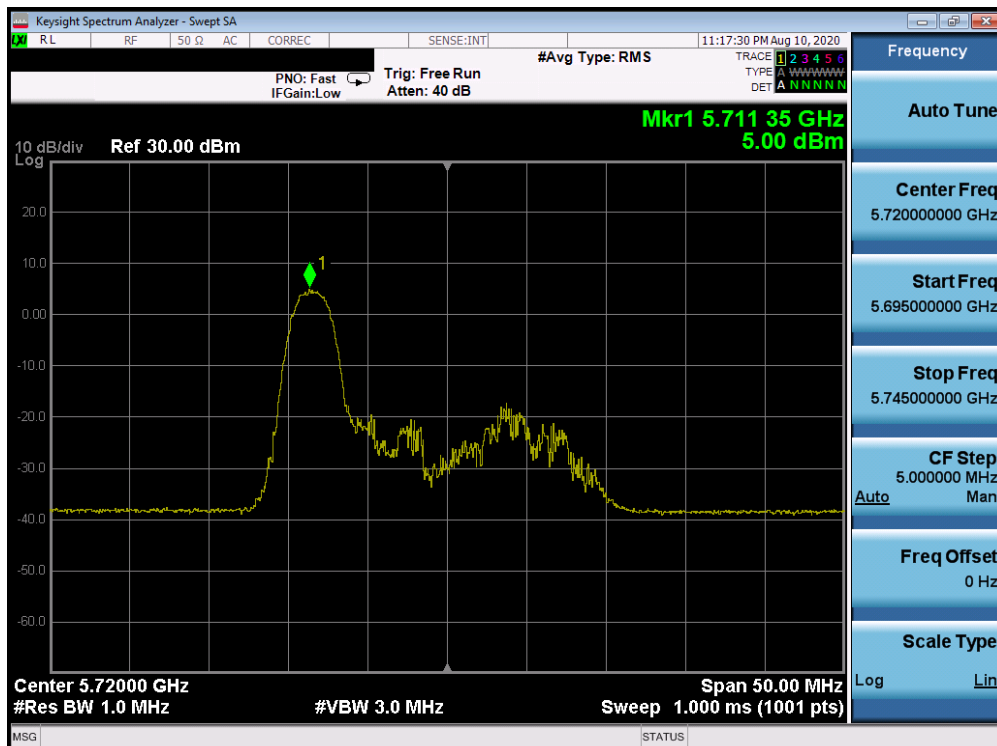


Plot 7-810. Power Spectral Density Plot CDD Primary Antenna 2a (20MHz BW 802.11ax Index 8– RU26 (UNII Band 2C) – Ch. 116)

FCC ID: BCGA2072	<b>PCTEST</b> Proud to be part of element	MEASUREMENT REPORT (CERTIFICATION)	Approved by: Quality Manager
Test Report S/N: 1C2004270030-13.BCG	Test Dates: 07/16/2020 - 09/08/2020	EUT Type: Tablet Device	Page 498 of 958

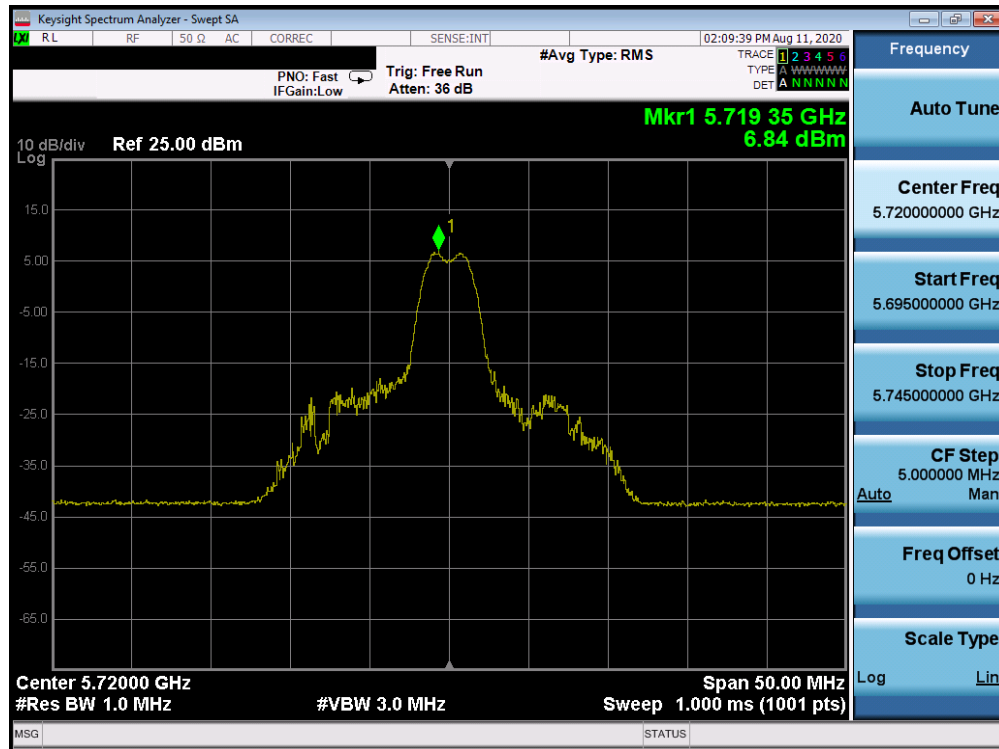


Plot 7-811. Power Spectral Density Plot CDD Primary Antenna 2b (20MHz BW 802.11ax Index 0 – RU26 (UNII Band 2C) – Ch. 144)

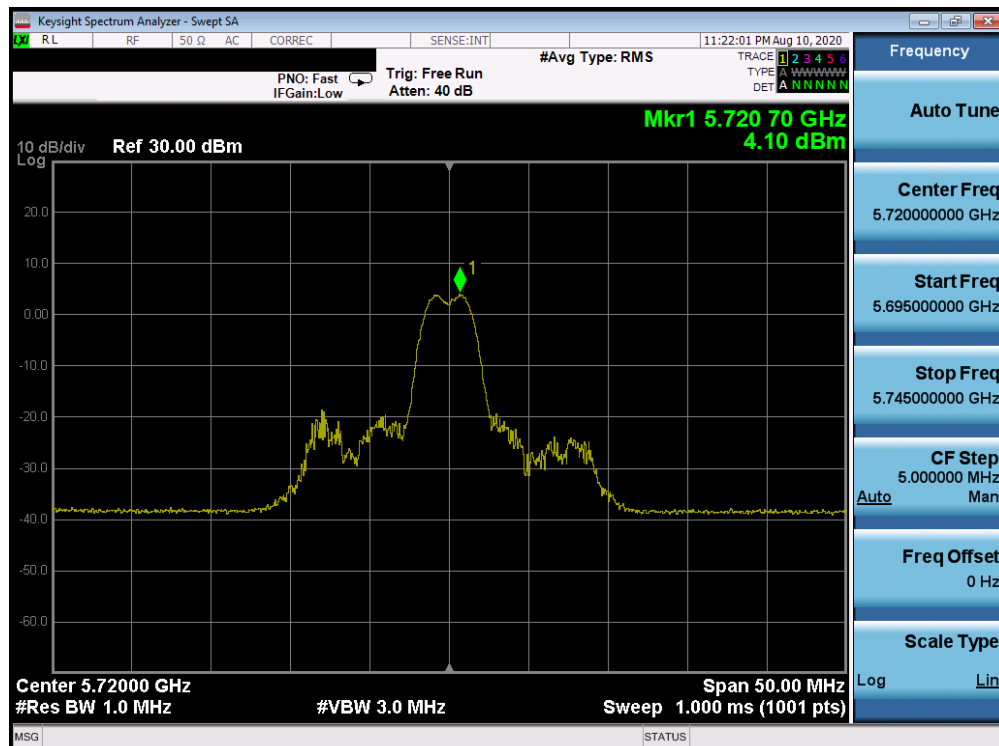


Plot 7-812. Power Spectral Density Plot CDD Primary Antenna 2a (20MHz BW 802.11ax Index 0 – RU26 (UNII Band 2C) – Ch. 144)

FCC ID: BCGA2072	<b>PCTEST</b> Proud to be part of element	MEASUREMENT REPORT (CERTIFICATION)	Approved by: Quality Manager
Test Report S/N: 1C2004270030-13.BCG	Test Dates: 07/16/2020 - 09/08/2020	EUT Type: Tablet Device	Page 499 of 958

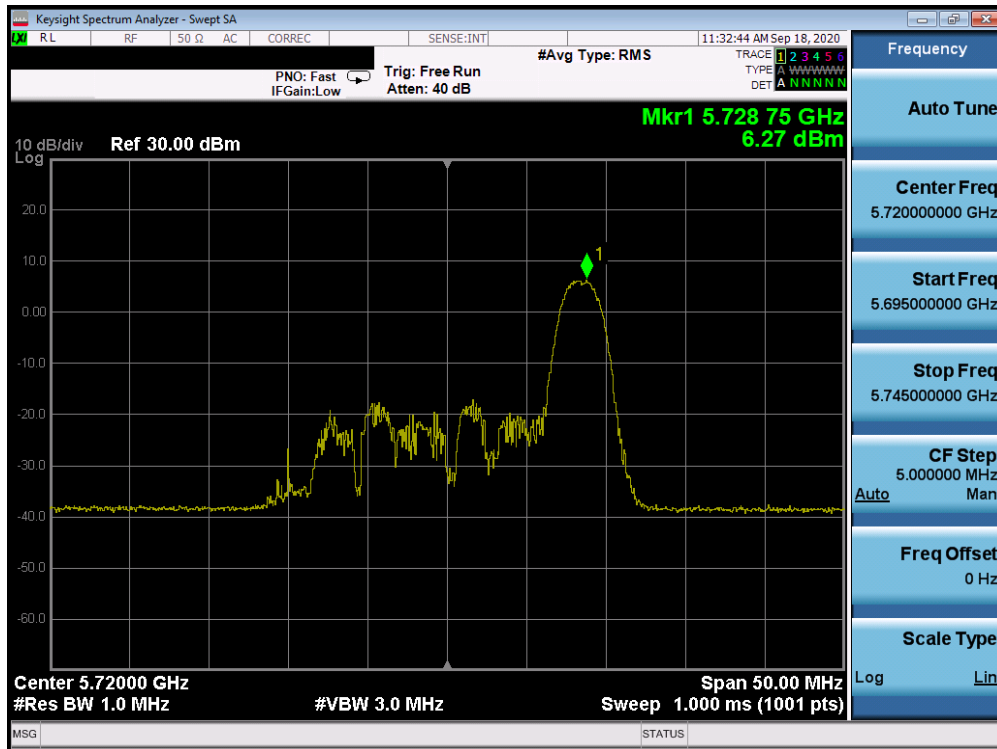


Plot 7-813. Power Spectral Density Plot CDD Primary Antenna 2b (20MHz BW 802.11ax Index 4 – RU26 (UNII Band 2C) – Ch. 144)

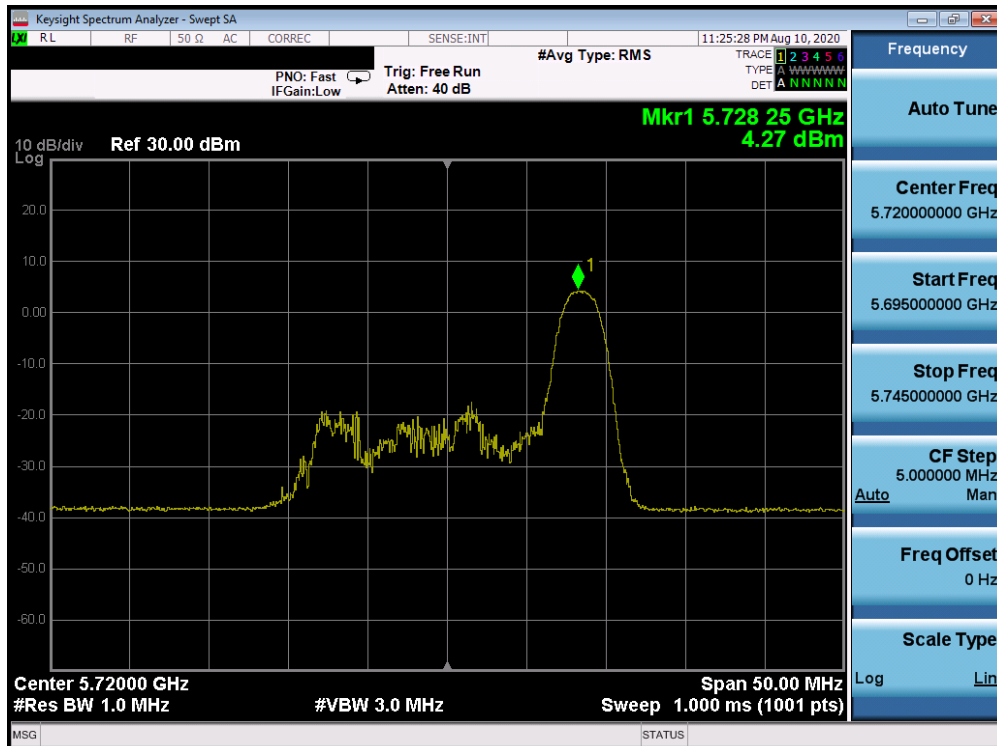


Plot 7-814. Power Spectral Density Plot CDD Primary Antenna 2a (20MHz BW 802.11ax Index 4 – RU26 (UNII Band 2C) – Ch. 144)

FCC ID: BCGA2072	<b>PCTEST</b> Proud to be part of element	MEASUREMENT REPORT (CERTIFICATION)	Approved by: Quality Manager
Test Report S/N: 1C2004270030-13.BCG	Test Dates: 07/16/2020 - 09/08/2020	EUT Type: Tablet Device	Page 500 of 958

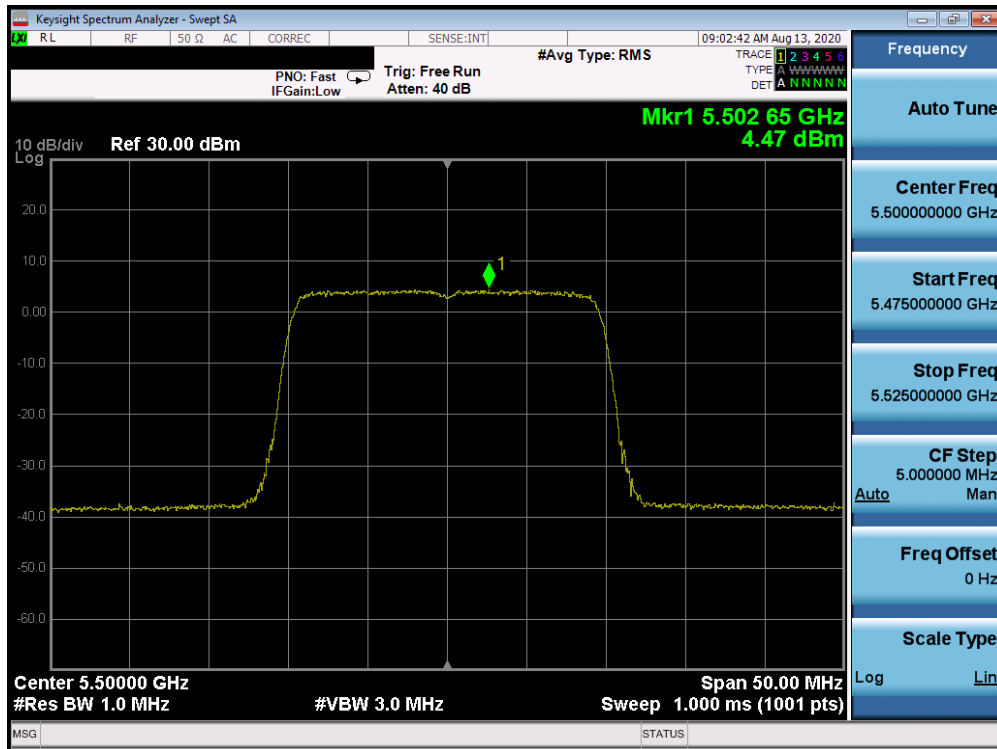


Plot 7-815. Power Spectral Density Plot CDD Primary Antenna 2b (20MHz BW 802.11ax Index 8 – RU26 (UNII Band 2C) – Ch. 144)

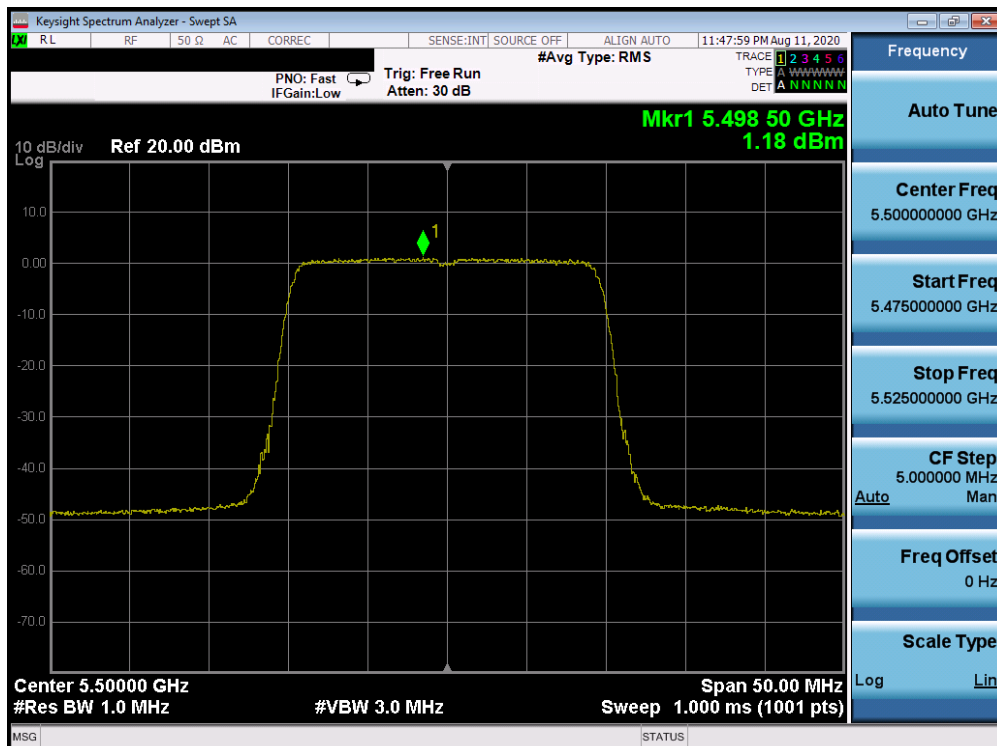


Plot 7-816. Power Spectral Density Plot CDD Primary Antenna 2a (20MHz BW 802.11ax Index 8 – RU26 (UNII Band 2C) – Ch. 144)

FCC ID: BCGA2072	<b>PCTEST</b> Proud to be part of element	MEASUREMENT REPORT (CERTIFICATION)	Approved by: Quality Manager
Test Report S/N: 1C2004270030-13.BCG	Test Dates: 07/16/2020 - 09/08/2020	EUT Type: Tablet Device	Page 501 of 958

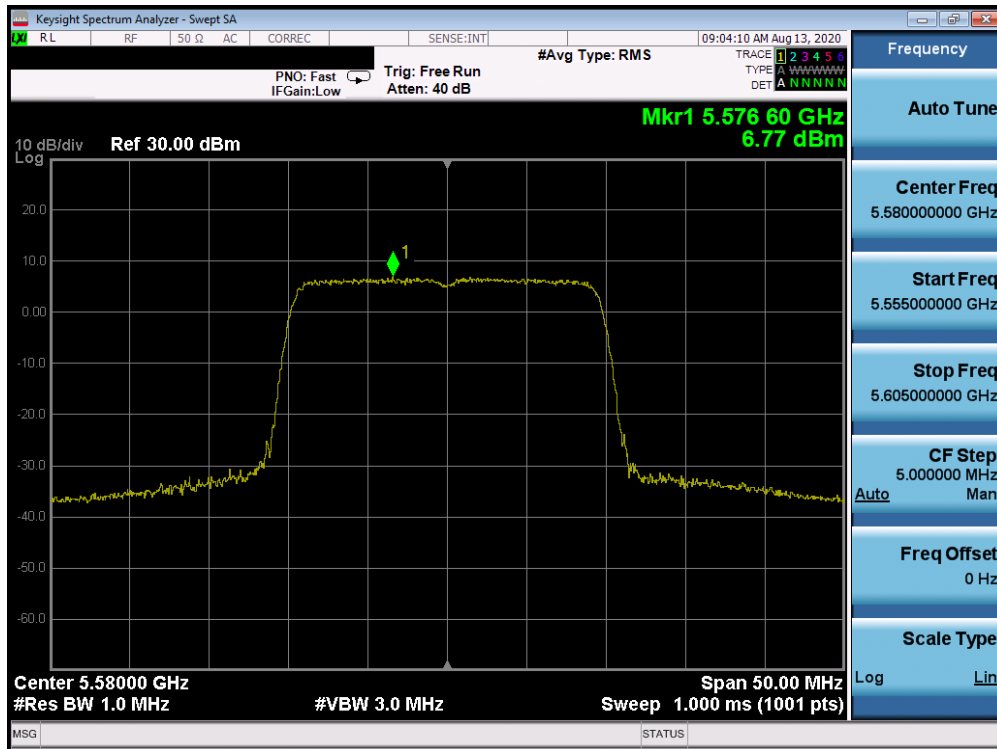


Plot 7-817. Power Spectral Density Plot CDD Primary Antenna 2b (20MHz BW 802.11ax- RU242 (UNII Band 2C) – Ch. 100)

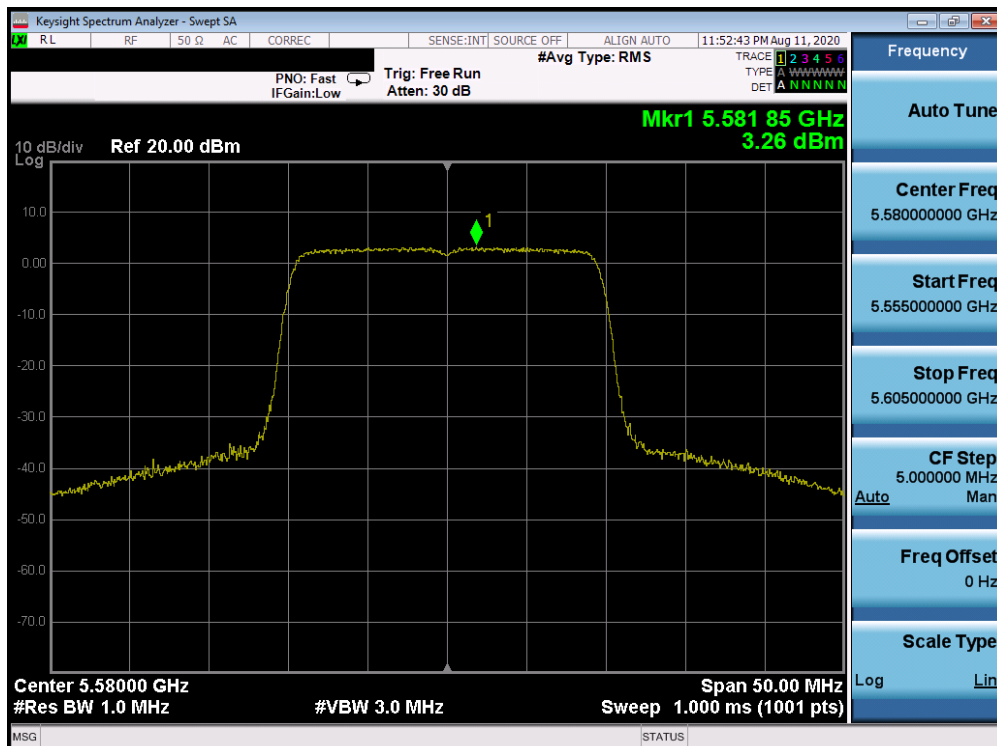


Plot 7-818. Power Spectral Density Plot CDD Primary Antenna 2a (20MHz BW 802.11ax- RU242 (UNII Band 2C) – Ch. 100)

FCC ID: BCGA2072	<b>PCTEST</b> Proud to be part of element	MEASUREMENT REPORT (CERTIFICATION)	Approved by: Quality Manager
Test Report S/N: 1C2004270030-13.BCG	Test Dates: 07/16/2020 - 09/08/2020	EUT Type: Tablet Device	Page 502 of 958

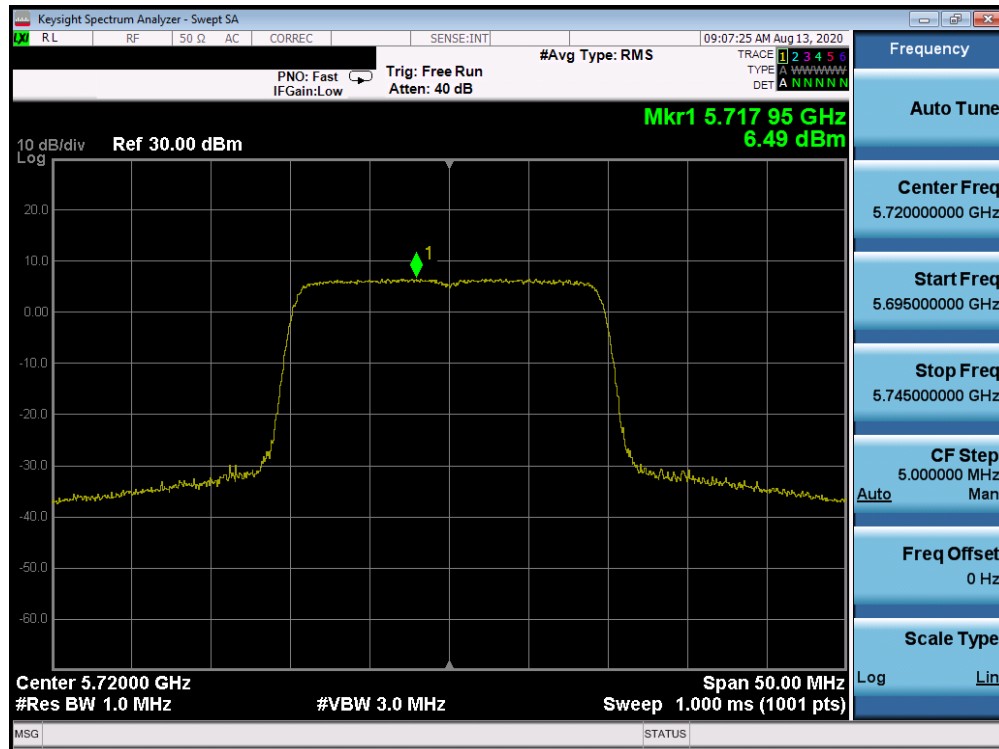


Plot 7-819. Power Spectral Density Plot CDD Primary Antenna 2b (20MHz BW 802.11ax- RU242 (UNII Band 2C) – Ch. 116)

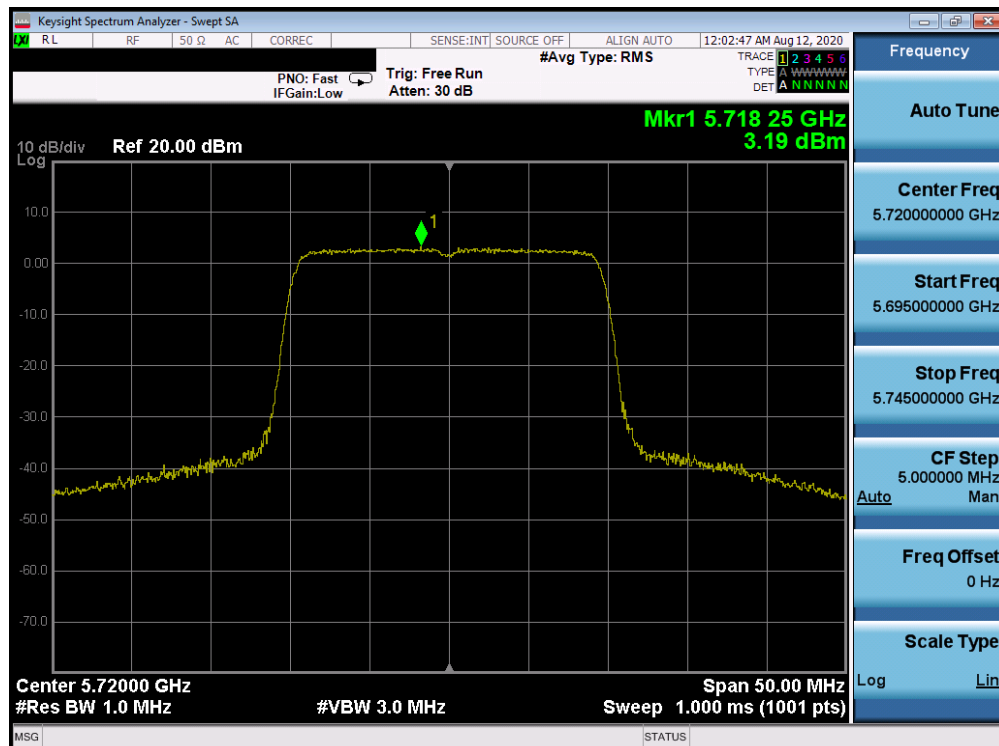


Plot 7-820. Power Spectral Density Plot CDD Primary Antenna 2a (20MHz BW 802.11ax- RU242 (UNII Band 2C) – Ch. 116)

FCC ID: BCGA2072	<b>PCTEST</b> Proud to be part of element	MEASUREMENT REPORT (CERTIFICATION)	Approved by: Quality Manager
Test Report S/N: 1C2004270030-13.BCG	Test Dates: 07/16/2020 - 09/08/2020	EUT Type: Tablet Device	Page 503 of 958

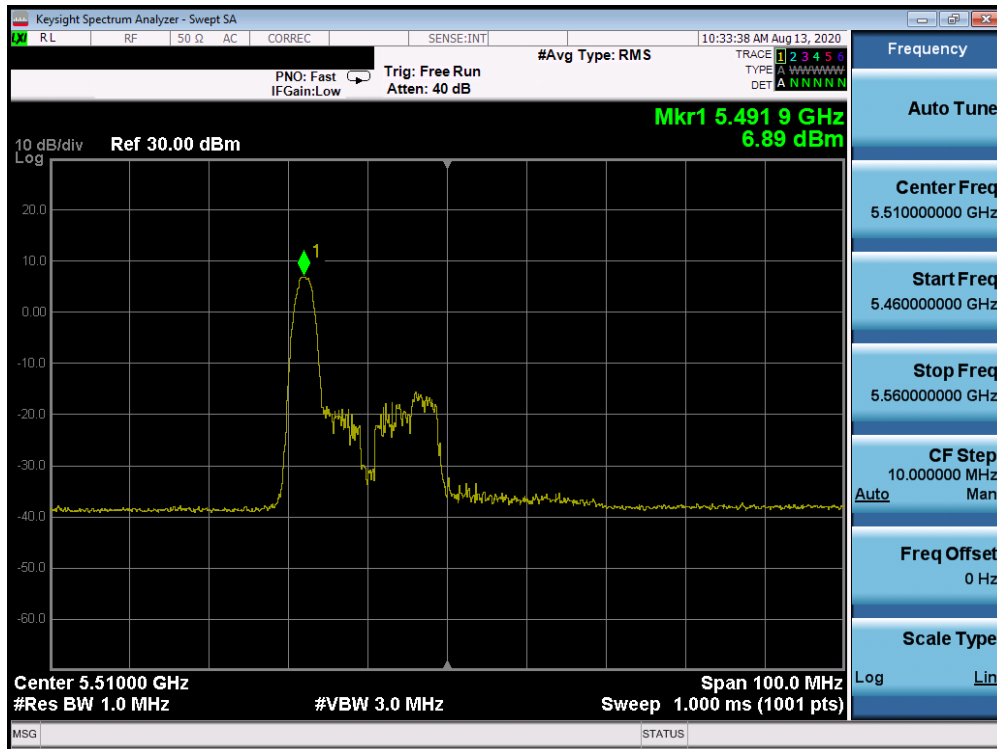


Plot 7-821. Power Spectral Density Plot CDD Primary Antenna 2b (20MHz BW 802.11ax– RU242 (UNII Band 2C) – Ch. 144)

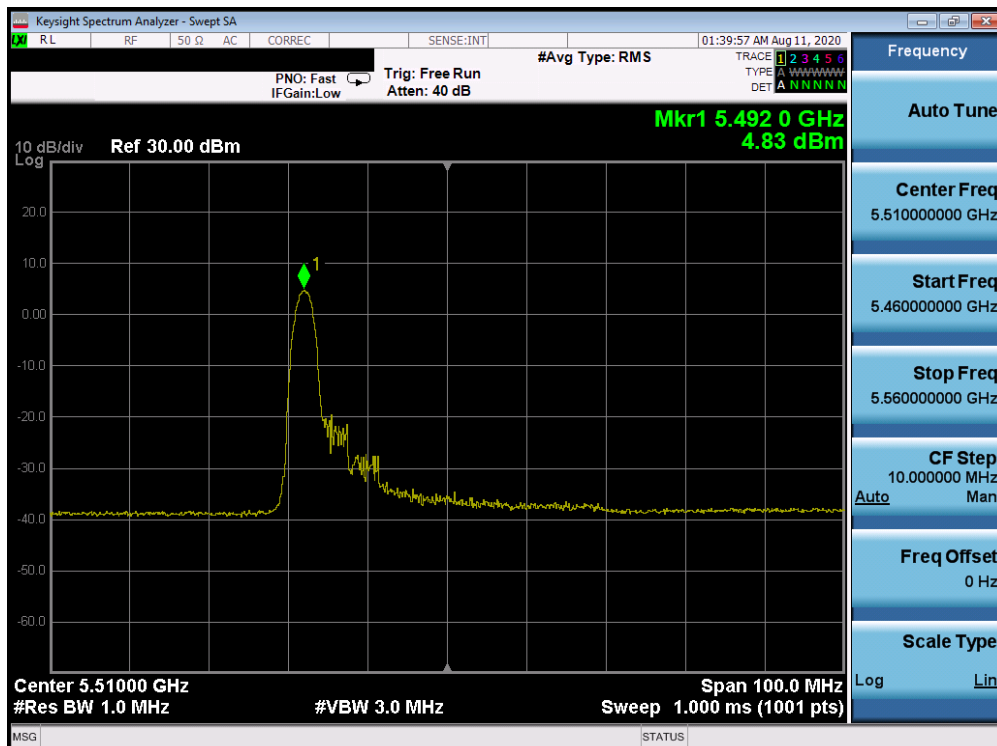


Plot 7-822. Power Spectral Density Plot CDD Primary Antenna 2a (20MHz BW 802.11ax– RU242 (UNII Band 2C) – Ch. 144)

FCC ID: BCGA2072	<b>PCTEST</b> Proud to be part of element	MEASUREMENT REPORT (CERTIFICATION)	Approved by: Quality Manager
Test Report S/N: 1C2004270030-13.BCG	Test Dates: 07/16/2020 - 09/08/2020	EUT Type: Tablet Device	Page 504 of 958

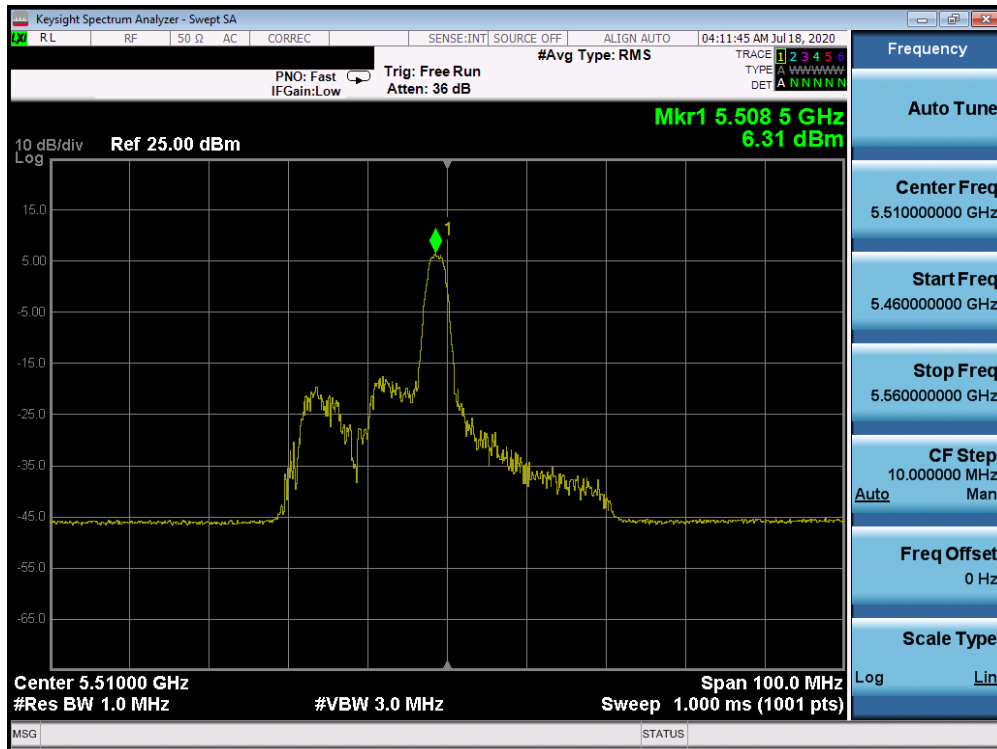


Plot 7-823. Power Spectral Density Plot CDD Primary Antenna 2b (40MHz BW 802.11ax Index 0 – RU26 (UNII Band 2C) – Ch. 102)

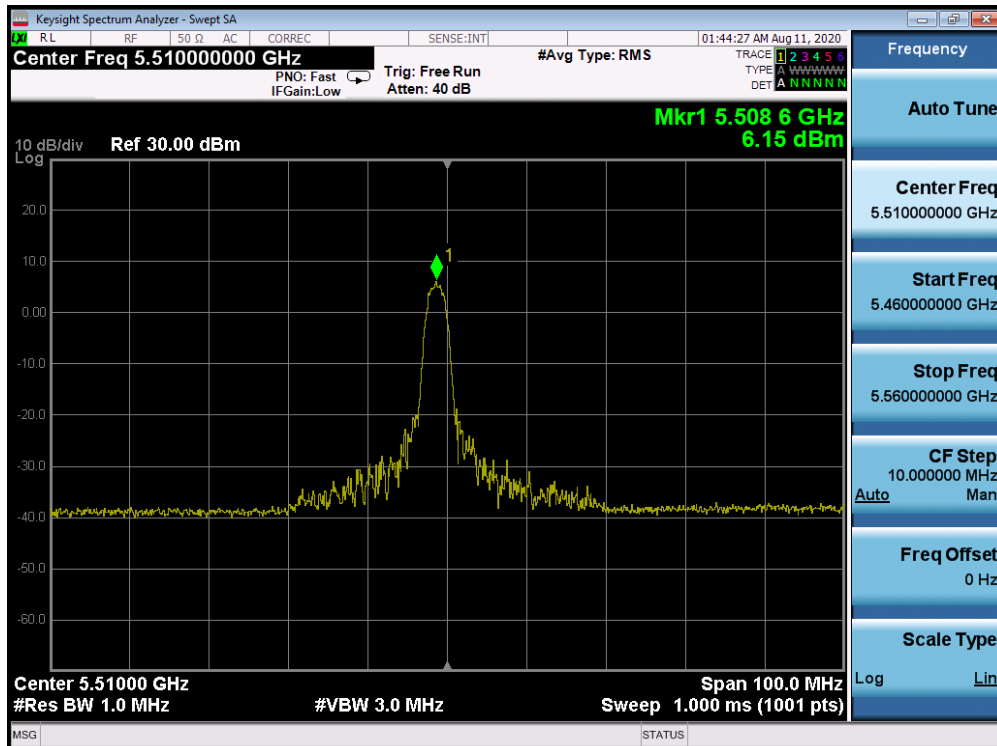


Plot 7-824. Power Spectral Density Plot CDD Primary Antenna 2a (40MHz BW 802.11ax Index 0 – RU26 (UNII Band 2C) – Ch. 102)

FCC ID: BCGA2072	<b>PCTEST</b> Proud to be part of element	MEASUREMENT REPORT (CERTIFICATION)	Approved by: Quality Manager
Test Report S/N: 1C2004270030-13.BCG	Test Dates: 07/16/2020 - 09/08/2020	EUT Type: Tablet Device	Page 505 of 958

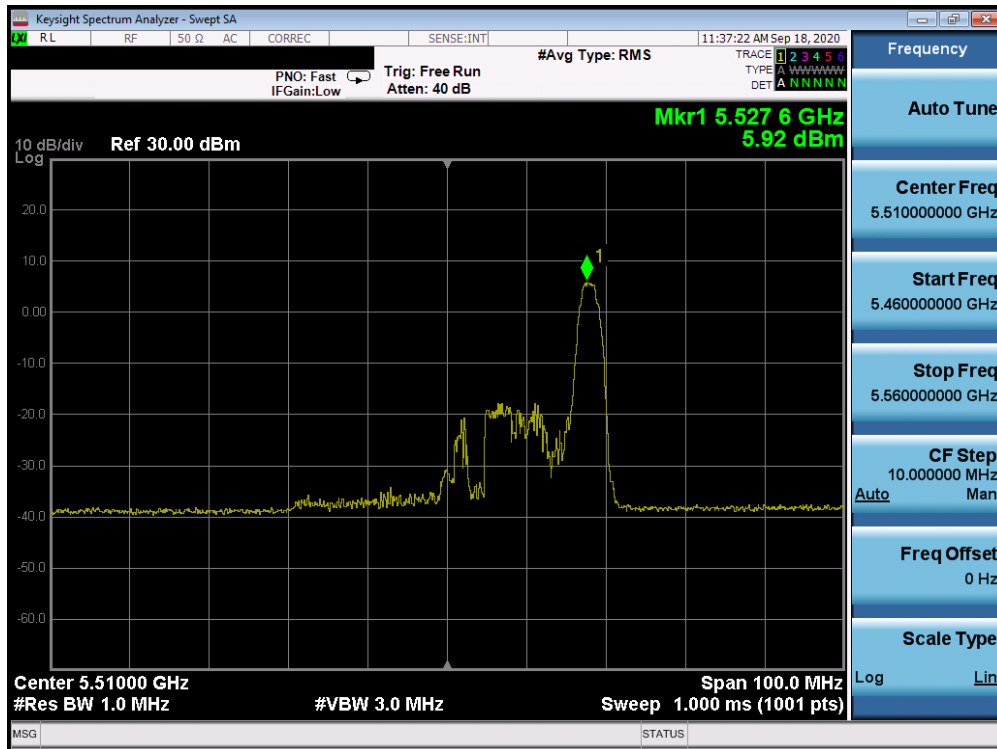


Plot 7-825. Power Spectral Density Plot CDD Primary Antenna 2b (40MHz BW 802.11ax Index 8 – RU26 (UNII Band 2C) – Ch. 102)

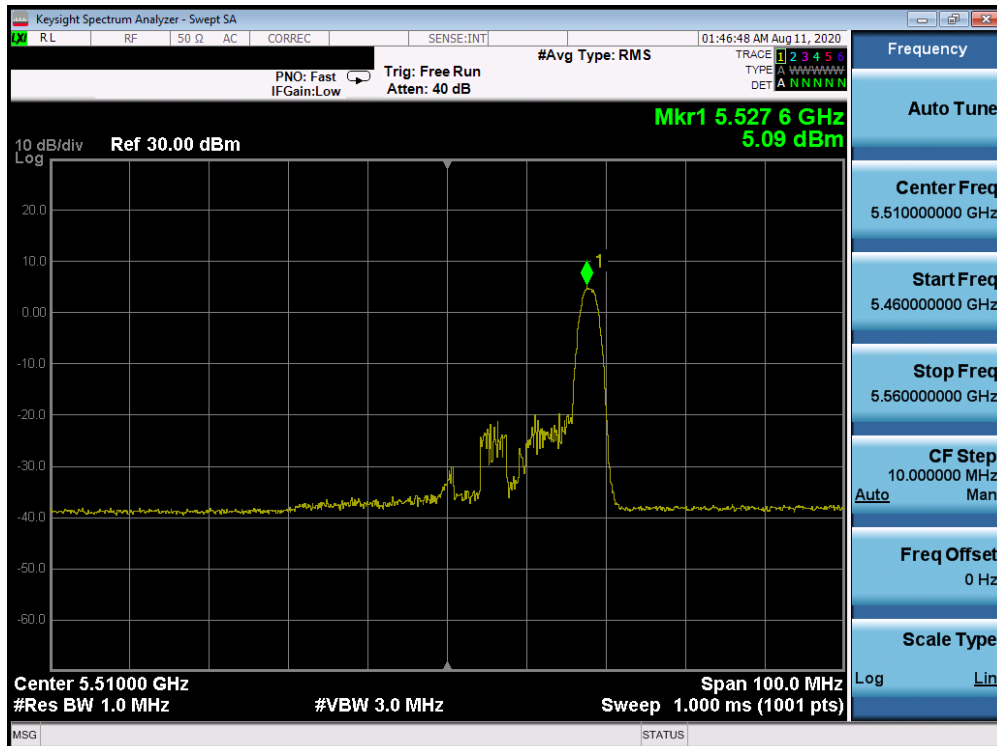


Plot 7-826. Power Spectral Density Plot CDD Primary Antenna 2a (40MHz BW 802.11ax Index 8 – RU26 (UNII Band 2C) – Ch. 102)

FCC ID: BCGA2072	<b>PCTEST</b> Proud to be part of element	MEASUREMENT REPORT (CERTIFICATION)	Approved by: Quality Manager
Test Report S/N: 1C2004270030-13.BCG	Test Dates: 07/16/2020 - 09/08/2020	EUT Type: Tablet Device	Page 506 of 958

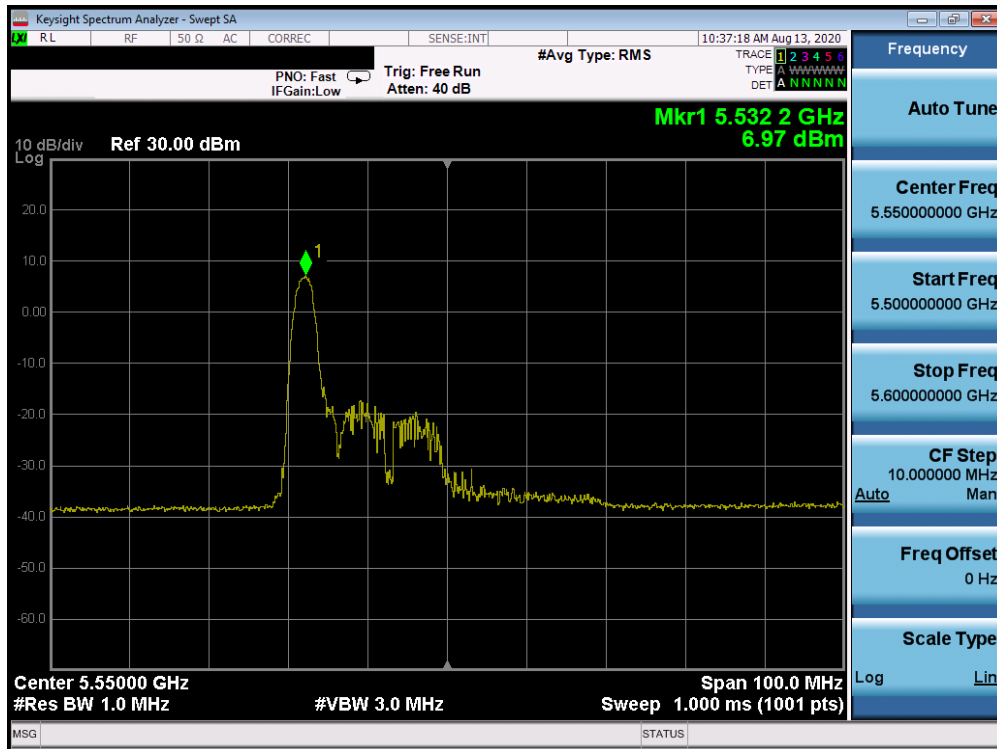


Plot 7-827. Power Spectral Density Plot CDD Primary Antenna 2b (40MHz BW 802.11ax Index 17 – RU26 (UNII Band 2C) – Ch. 102)

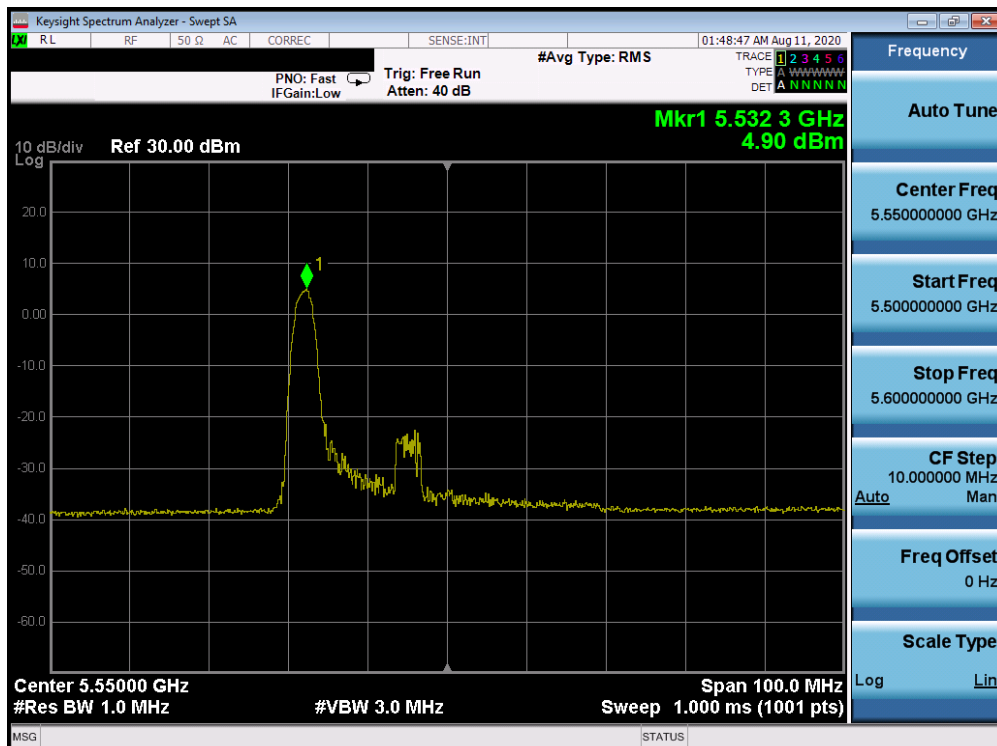


Plot 7-828. Power Spectral Density Plot CDD Primary Antenna 2a (40MHz BW 802.11ax Index 17 – RU26 (UNII Band 2C) – Ch. 102)

FCC ID: BCGA2072	<b>PCTEST</b> Proud to be part of element	MEASUREMENT REPORT (CERTIFICATION)	Approved by: Quality Manager
Test Report S/N: 1C2004270030-13.BCG	Test Dates: 07/16/2020 - 09/08/2020	EUT Type: Tablet Device	Page 507 of 958

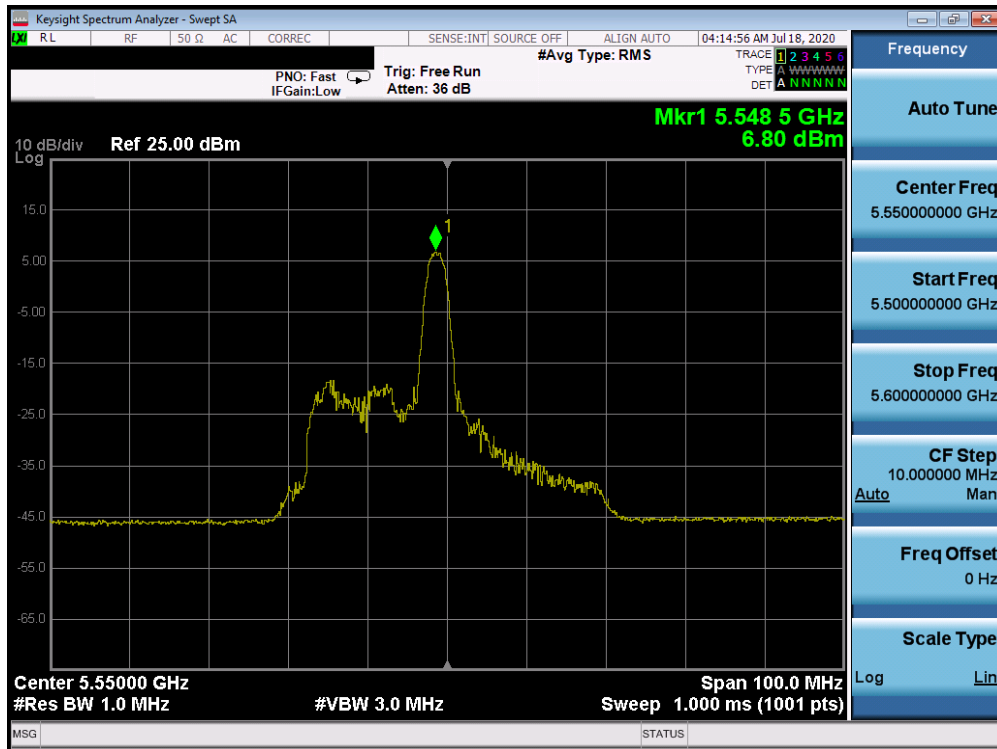


Plot 7-829. Power Spectral Density Plot CDD Primary Antenna 2b (40MHz BW 802.11ax Index 0 – RU26 (UNII Band 2C) – Ch. 110)

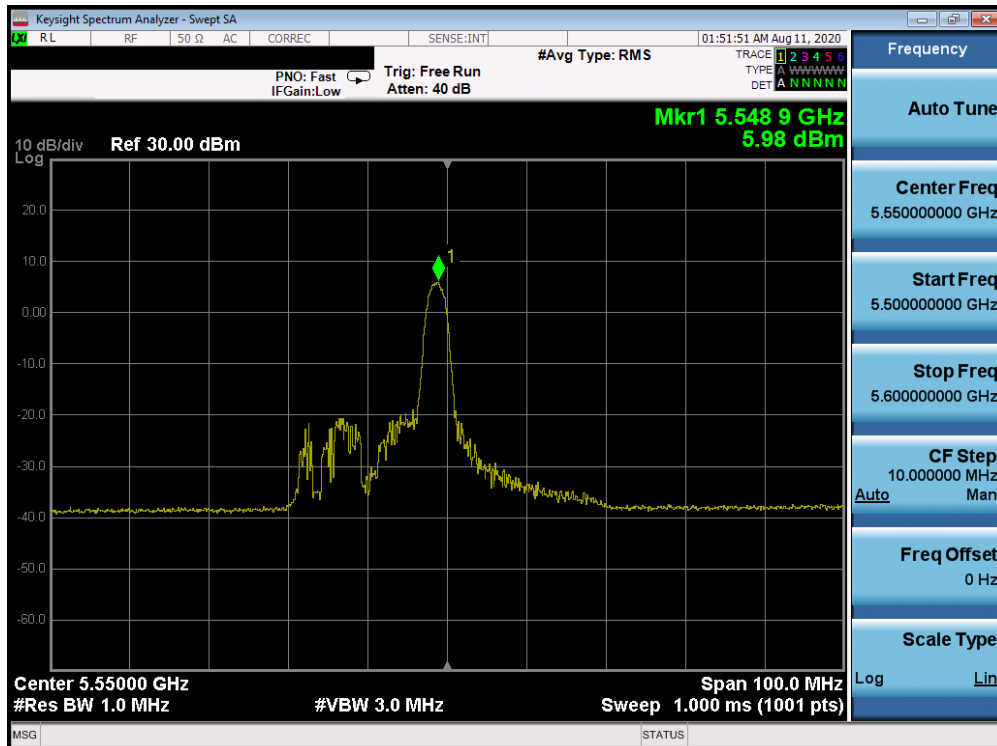


Plot 7-830. Power Spectral Density Plot CDD Primary Antenna 2a (40MHz BW 802.11ax Index 0 – RU26 (UNII Band 2C) – Ch. 110)

FCC ID: BCGA2072	<b>PCTEST</b> Proud to be part of element	MEASUREMENT REPORT (CERTIFICATION)	Approved by: Quality Manager
Test Report S/N: 1C2004270030-13.BCG	Test Dates: 07/16/2020 - 09/08/2020	EUT Type: Tablet Device	Page 508 of 958

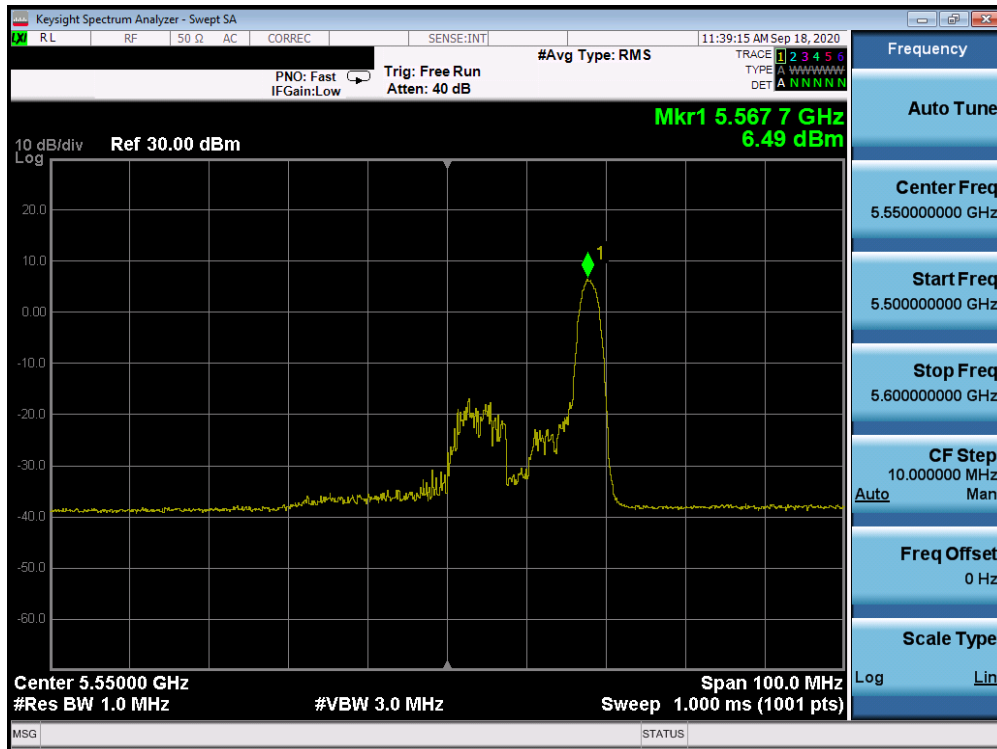


Plot 7-831. Power Spectral Density Plot CDD Primary Antenna 2b (40MHz BW 802.11ax Index 8 – RU26 (UNII Band 2C) – Ch. 110)

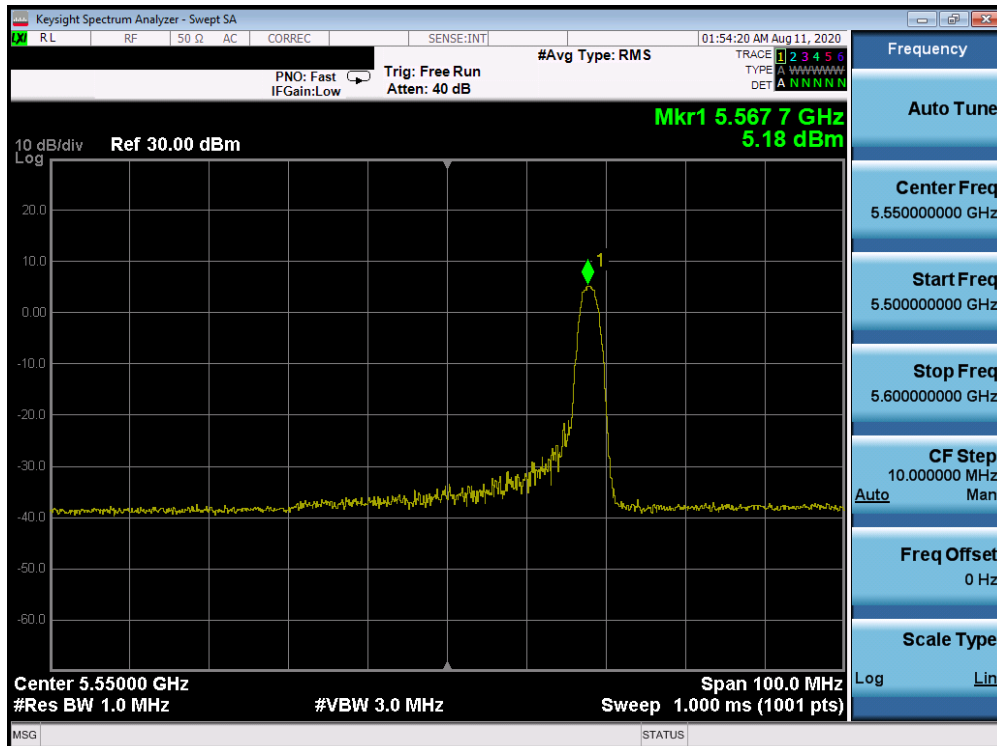


Plot 7-832. Power Spectral Density Plot CDD Primary Antenna 2a (40MHz BW 802.11ax Index 8 – RU26 (UNII Band 2C) – Ch. 110)

FCC ID: BCGA2072	<b>PCTEST</b> Proud to be part of element	MEASUREMENT REPORT (CERTIFICATION)	Approved by: Quality Manager
Test Report S/N: 1C2004270030-13.BCG	Test Dates: 07/16/2020 - 09/08/2020	EUT Type: Tablet Device	Page 509 of 958

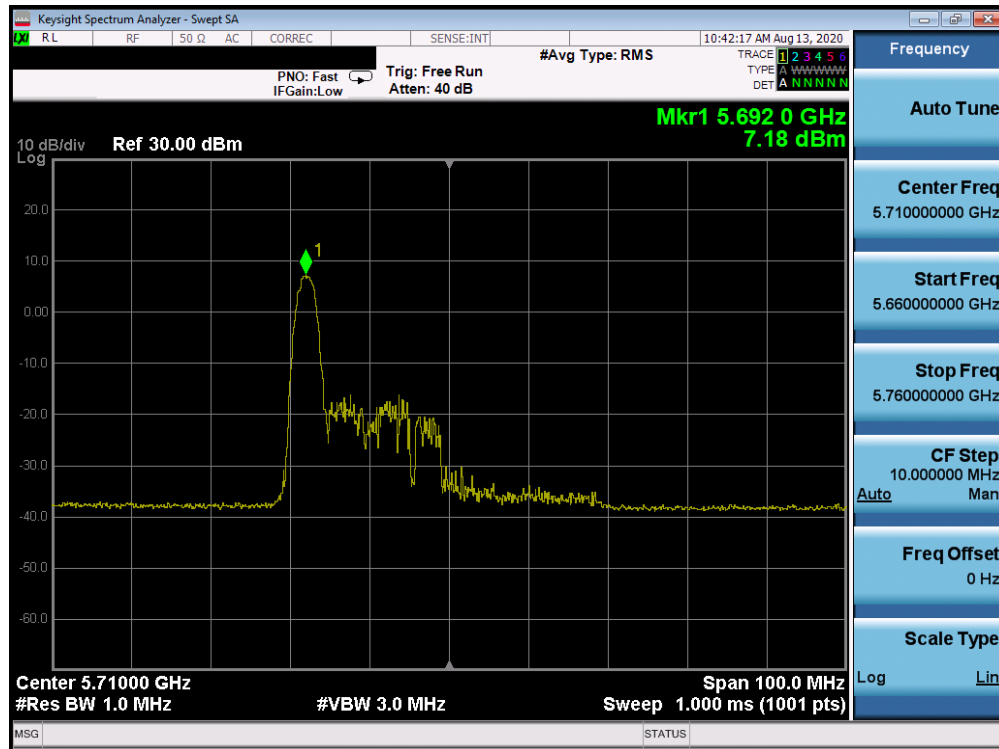


Plot 7-833. Power Spectral Density Plot CDD Primary Antenna 2b (40MHz BW 802.11ax Index 17 – RU26 (UNII Band 2C) – Ch. 110)

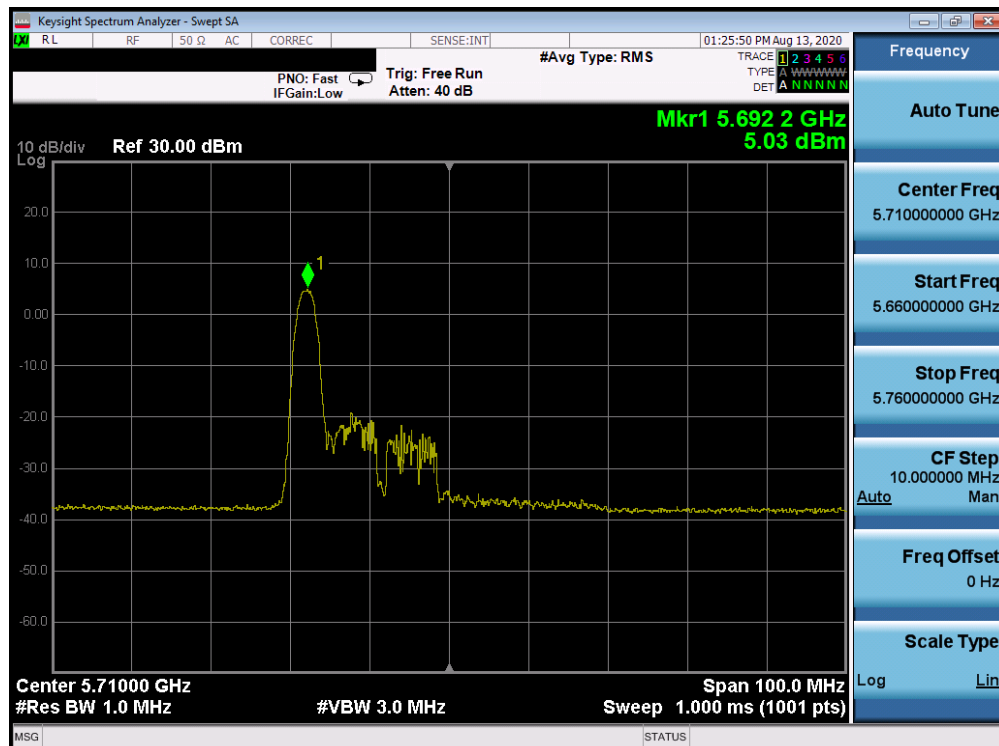


Plot 7-834. Power Spectral Density Plot CDD Primary Antenna 2a (40MHz BW 802.11ax Index 17 – RU26 (UNII Band 2C) – Ch. 110)

FCC ID: BCGA2072	<b>PCTEST</b> Proud to be part of element	MEASUREMENT REPORT (CERTIFICATION)	Approved by: Quality Manager
Test Report S/N: 1C2004270030-13.BCG	Test Dates: 07/16/2020 - 09/08/2020	EUT Type: Tablet Device	Page 510 of 958

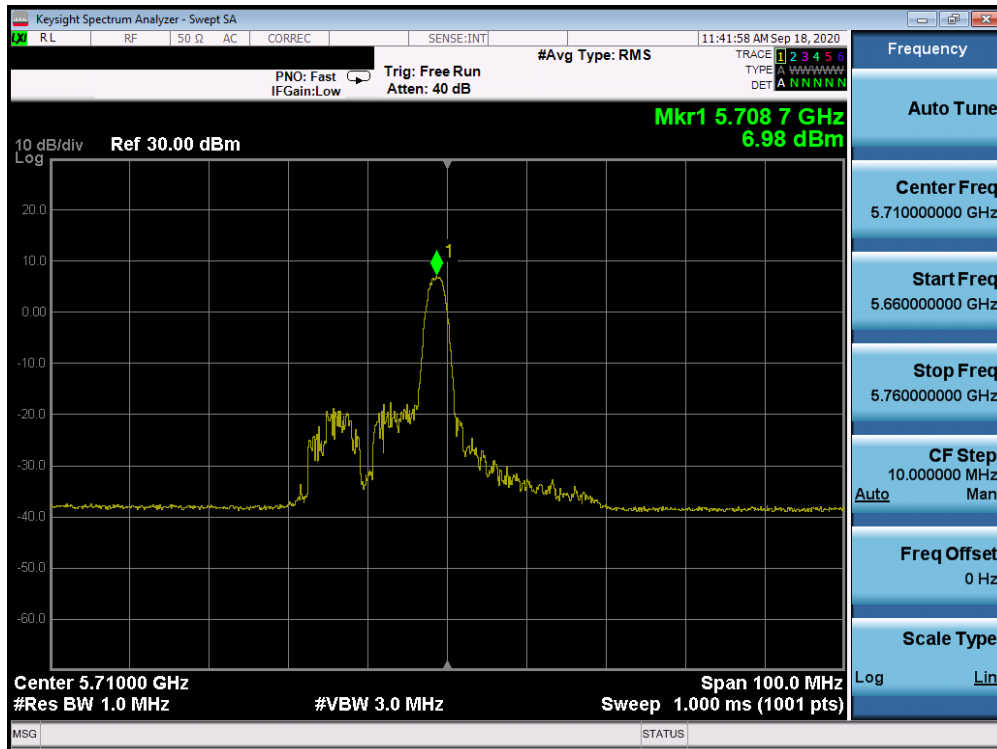


Plot 7-835. Power Spectral Density Plot CDD Primary Antenna 2b (40MHz BW 802.11ax Index 0 – RU26 (UNII Band 2C) – Ch. 142)

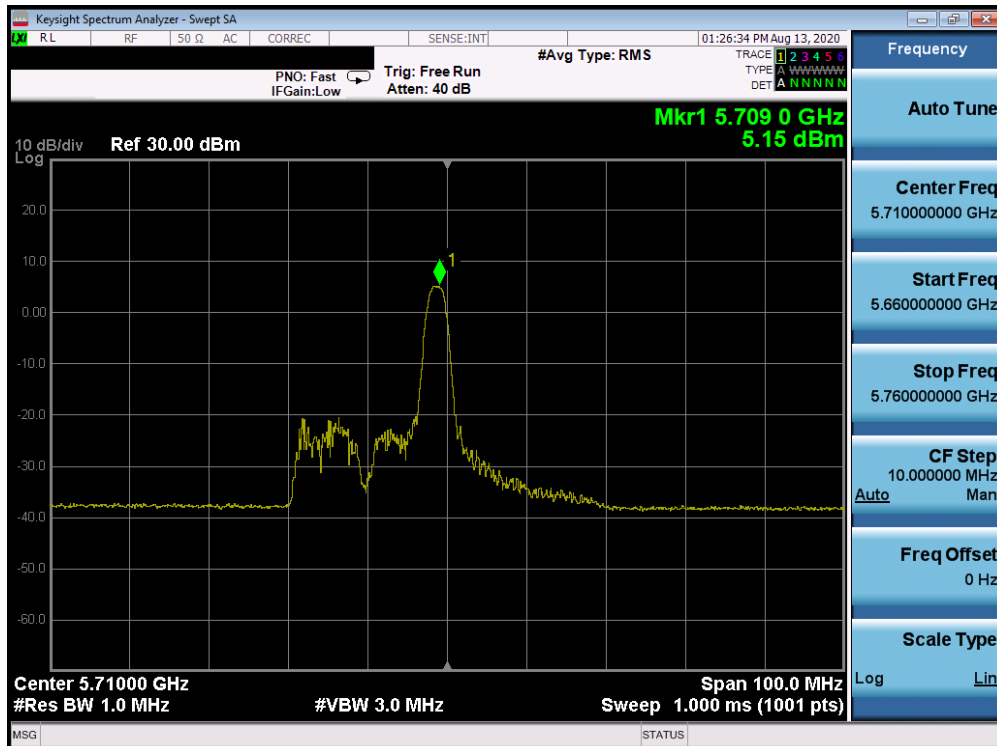


Plot 7-836. Power Spectral Density Plot CDD Primary Antenna 2a (40MHz BW 802.11ax Index 0 – RU26 (UNII Band 2C) – Ch. 142)

FCC ID: BCGA2072	<b>PCTEST</b> Proud to be part of element	MEASUREMENT REPORT (CERTIFICATION)	Approved by: Quality Manager
Test Report S/N: 1C2004270030-13.BCG	Test Dates: 07/16/2020 - 09/08/2020	EUT Type: Tablet Device	Page 511 of 958

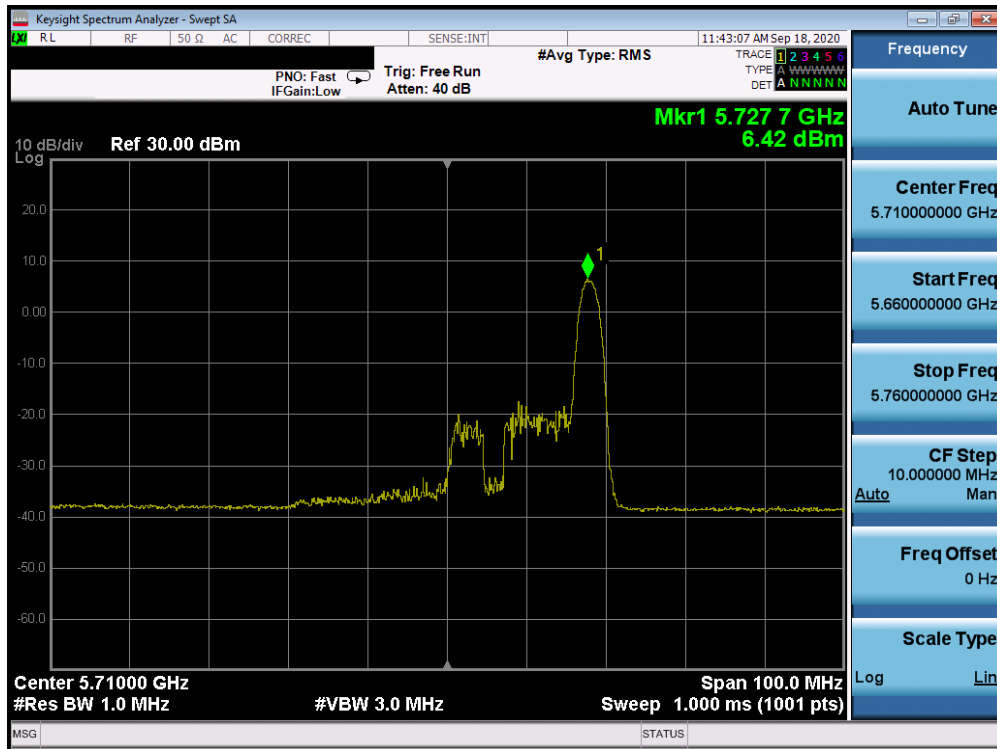


Plot 7-837. Power Spectral Density Plot CDD Primary Antenna 2b (40MHz BW 802.11ax Index 8 – RU26 (UNII Band 2C) – Ch. 142)

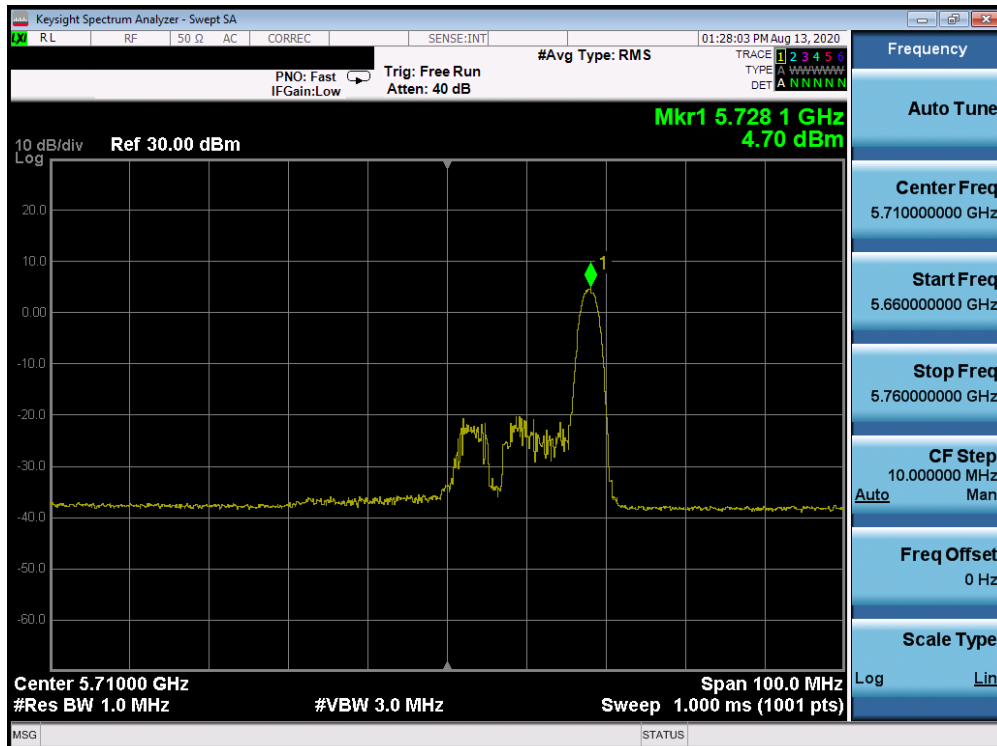


Plot 7-838. Power Spectral Density Plot CDD Primary Antenna 2a (40MHz BW 802.11ax Index 8 – RU26 (UNII Band 2C) – Ch. 142)

FCC ID: BCGA2072	<b>PCTEST</b> Proud to be part of element	MEASUREMENT REPORT (CERTIFICATION)	Approved by: Quality Manager
Test Report S/N: 1C2004270030-13.BCG	Test Dates: 07/16/2020 - 09/08/2020	EUT Type: Tablet Device	Page 512 of 958

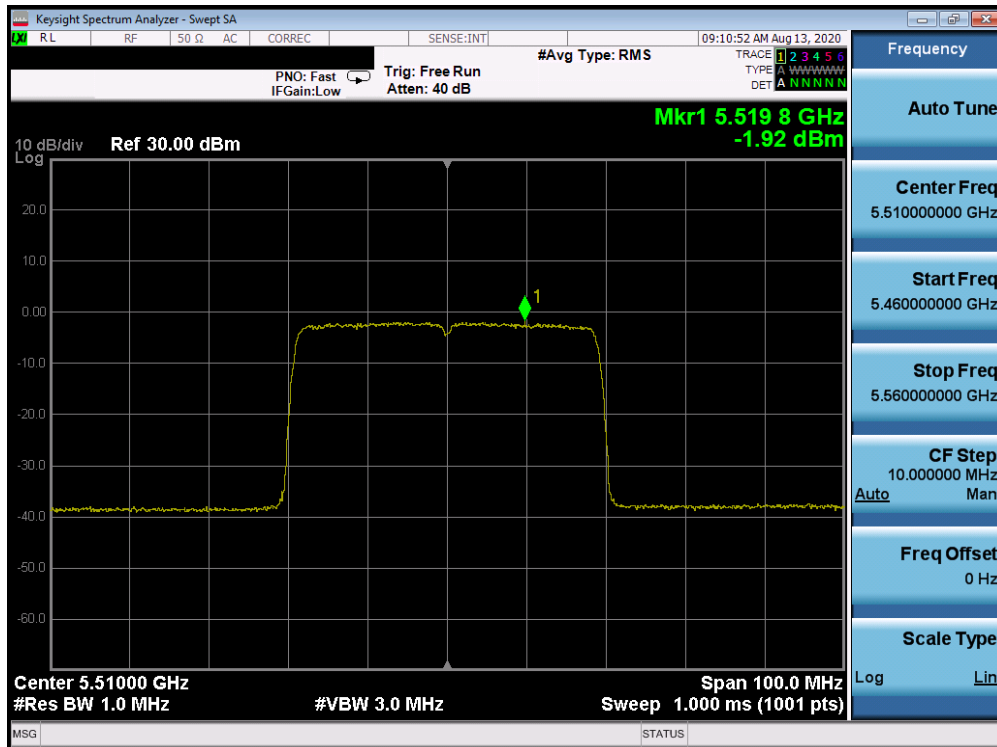


Plot 7-839. Power Spectral Density Plot CDD Primary Antenna 2b (40MHz BW 802.11ax Index 17 – RU26 (UNII Band 2C) – Ch. 142)

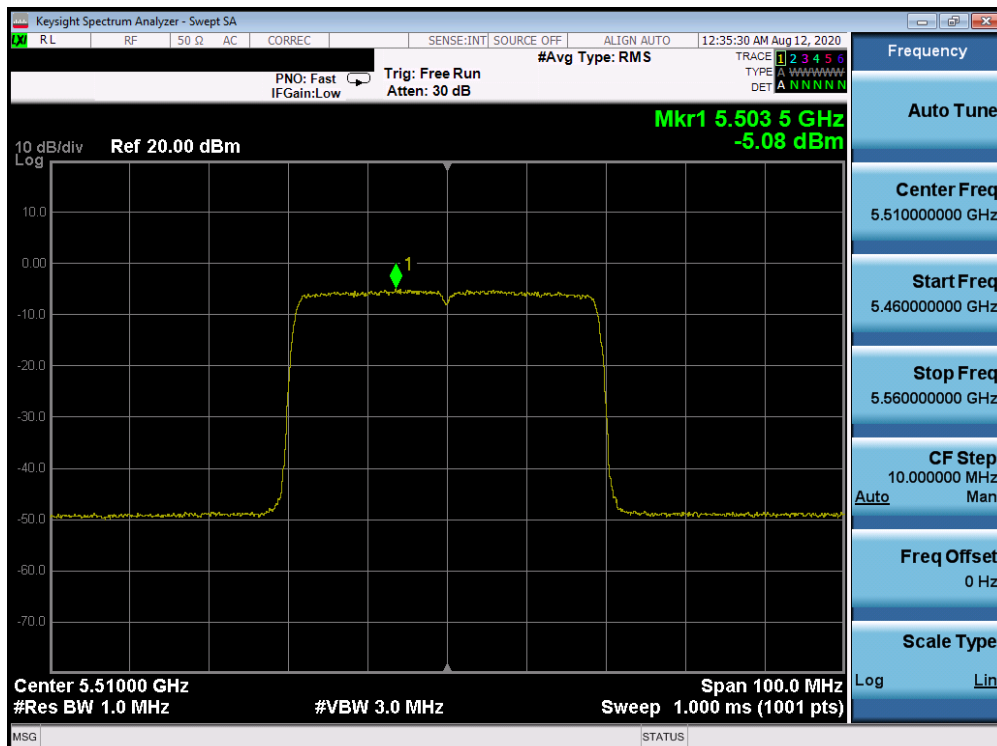


Plot 7-840. Power Spectral Density Plot CDD Primary Antenna 2a (40MHz BW 802.11ax Index 17 – RU26 (UNII Band 2C) – Ch. 142)

FCC ID: BCGA2072	<b>PCTEST</b> Proud to be part of element	MEASUREMENT REPORT (CERTIFICATION)	Approved by: Quality Manager
Test Report S/N: 1C2004270030-13.BCG	Test Dates: 07/16/2020 - 09/08/2020	EUT Type: Tablet Device	Page 513 of 958

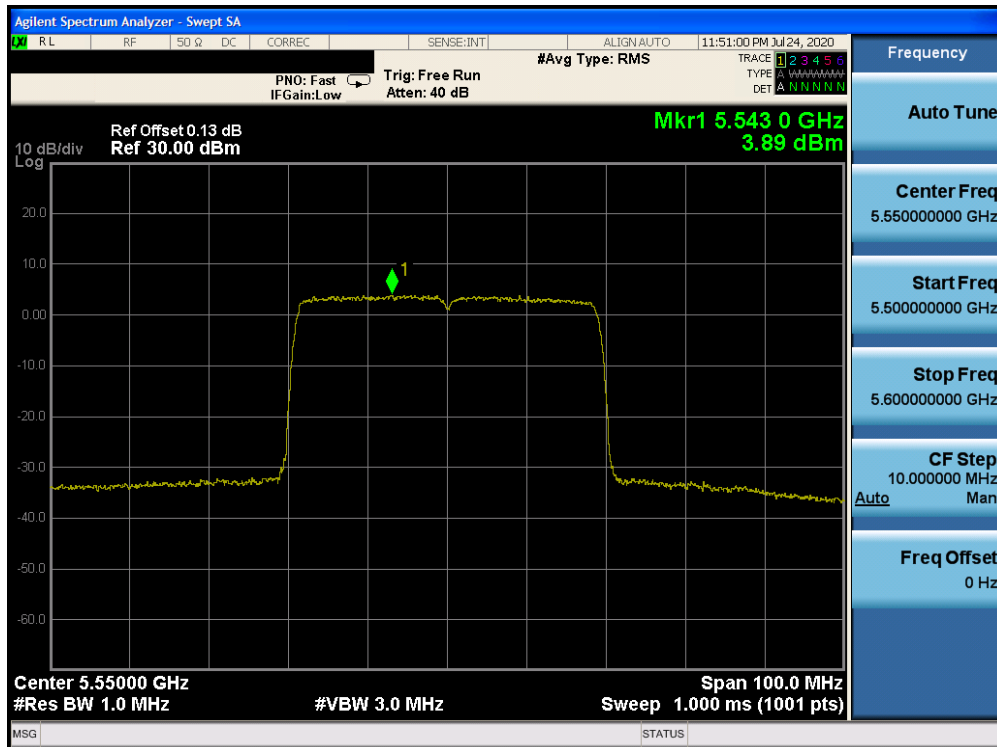


Plot 7-841. Power Spectral Density Plot CDD Primary Antenna 2b (40MHz BW 802.11ax – RU484 (UNII Band 2C) – Ch. 102)

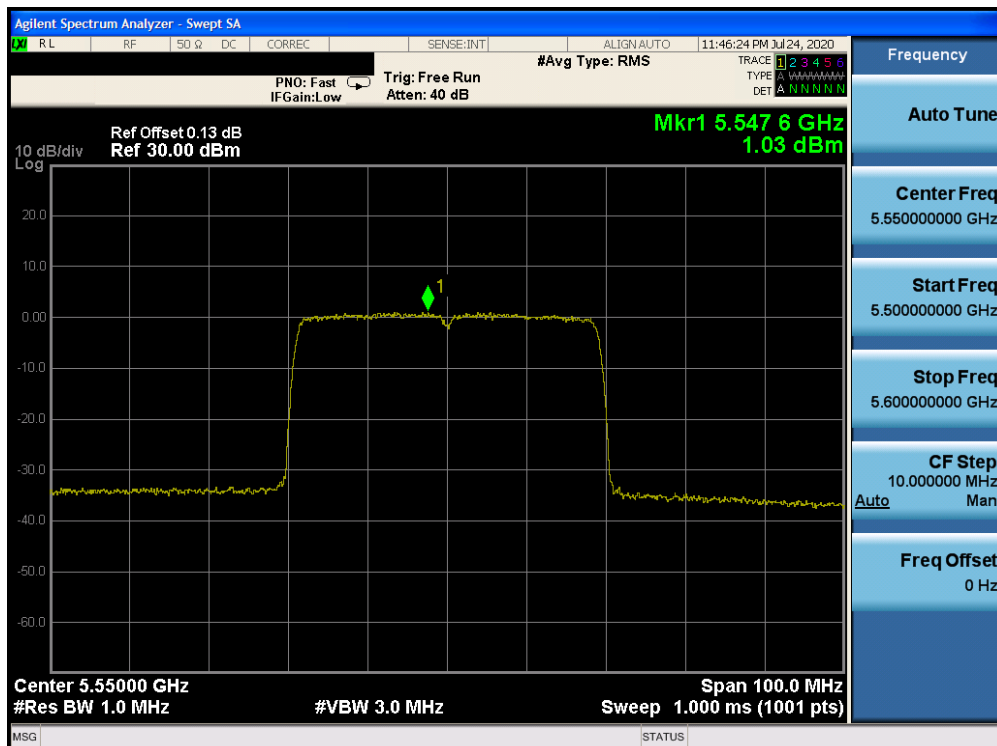


Plot 7-842. Power Spectral Density Plot CDD Primary Antenna 2a (40MHz BW 802.11ax – RU484 (UNII Band 2C) – Ch. 102)

FCC ID: BCGA2072	<b>PCTEST</b> Proud to be part of  element	MEASUREMENT REPORT (CERTIFICATION)	Approved by: Quality Manager
Test Report S/N: 1C2004270030-13.BCG	Test Dates: 07/16/2020 - 09/08/2020	EUT Type: Tablet Device	Page 514 of 958

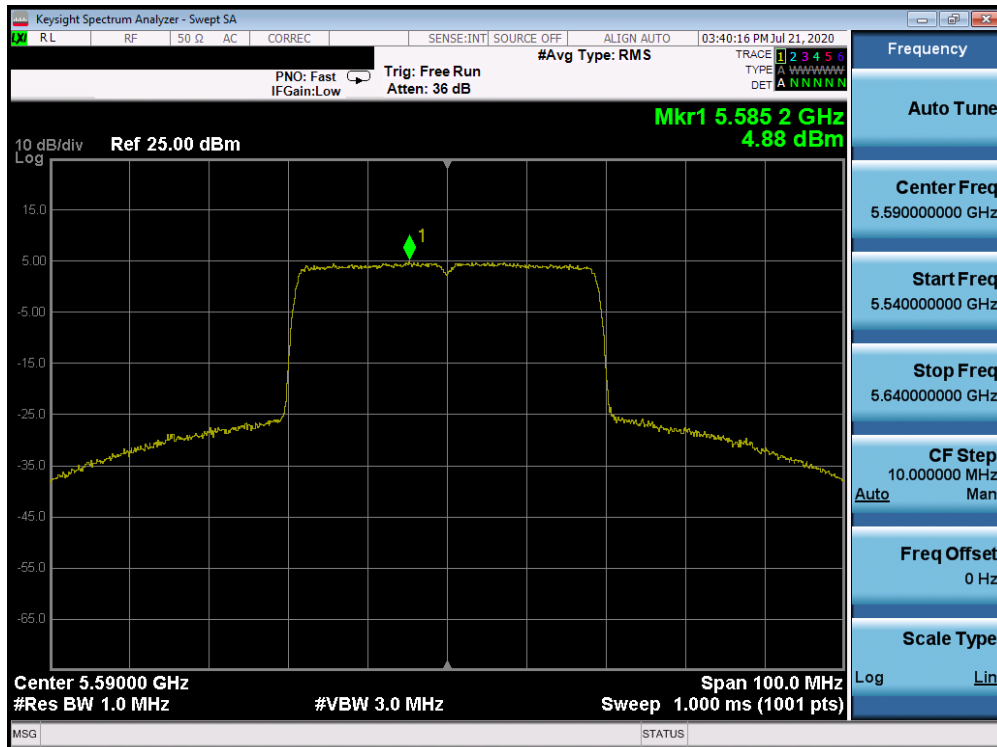


Plot 7-843. Power Spectral Density Plot CDD Primary Antenna 2b (40MHz BW 802.11ax – RU484 (UNII Band 2C) – Ch. 110)

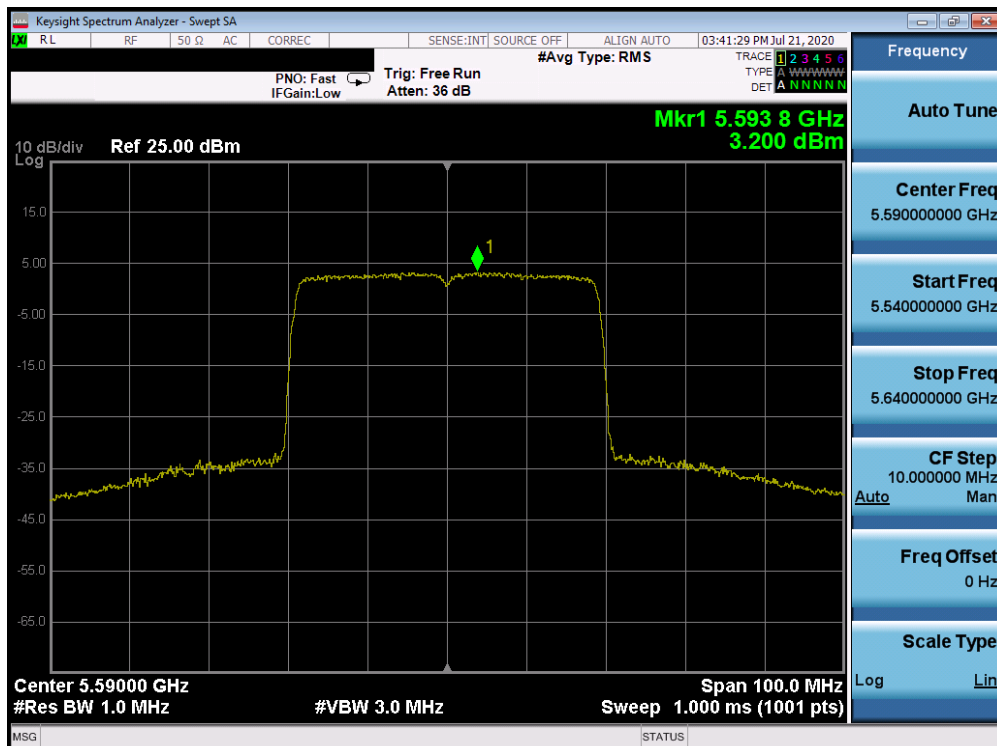


Plot 7-844. Power Spectral Density Plot CDD Primary Antenna 2a (40MHz BW 802.11ax – RU484 (UNII Band 2C) – Ch. 110)

FCC ID: BCGA2072	<b>PCTEST</b> Proud to be part of element	MEASUREMENT REPORT (CERTIFICATION)	Approved by: Quality Manager
Test Report S/N: 1C2004270030-13.BCG	Test Dates: 07/16/2020 - 09/08/2020	EUT Type: Tablet Device	Page 515 of 958

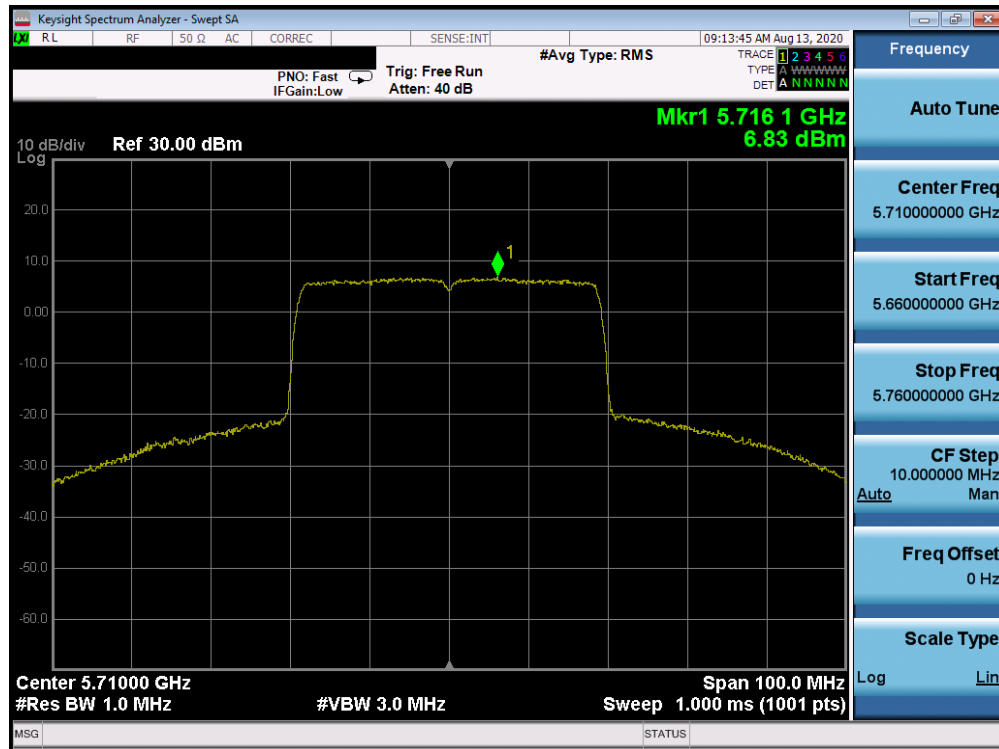


Plot 7-845. Power Spectral Density Plot CDD Primary Antenna 2b (40MHz BW 802.11ax – RU484 (UNII Band 2C) – Ch. 118)

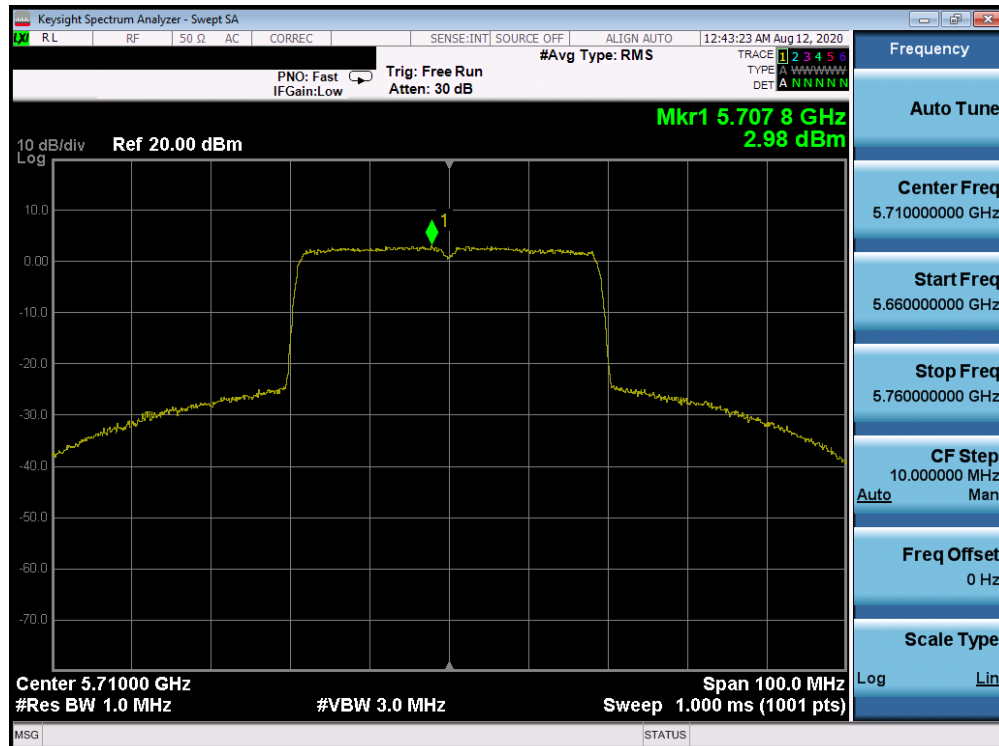


Plot 7-846. Power Spectral Density Plot CDD Primary Antenna 2a (40MHz BW 802.11ax – RU484 (UNII Band 2C) – Ch. 118)

FCC ID: BCGA2072	<b>PCTEST</b> Proud to be part of element	MEASUREMENT REPORT (CERTIFICATION)	Approved by: Quality Manager
Test Report S/N: 1C2004270030-13.BCG	Test Dates: 07/16/2020 - 09/08/2020	EUT Type: Tablet Device	Page 516 of 958

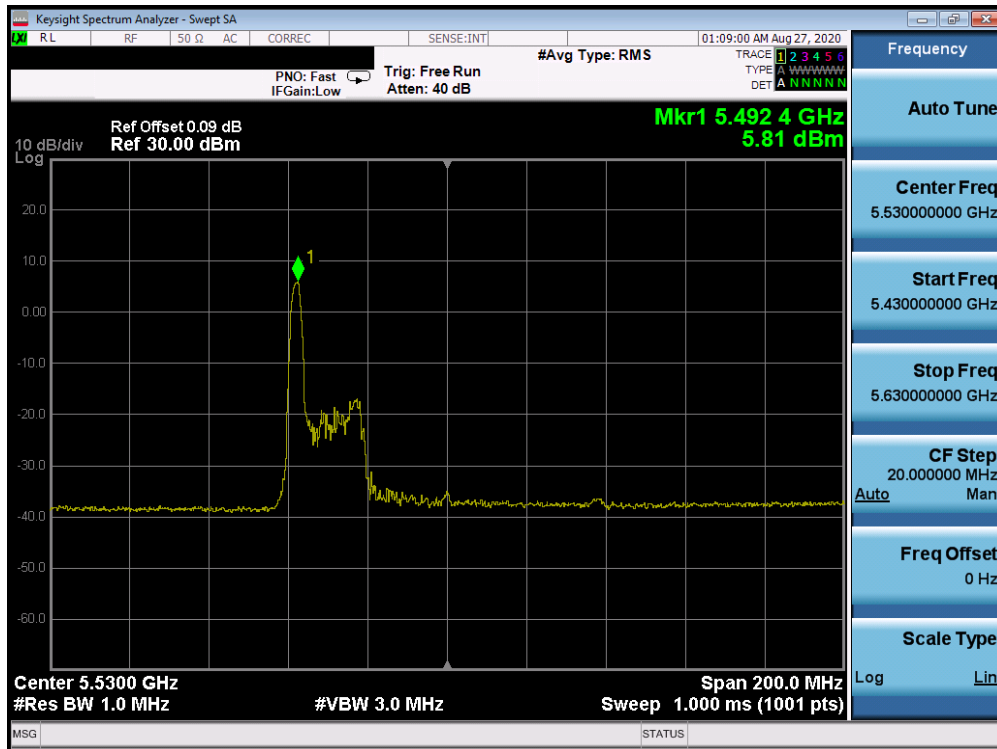


Plot 7-847. Power Spectral Density Plot CDD Primary Antenna 2b (40MHz BW 802.11ax – RU484 (UNII Band 2C) – Ch. 142)

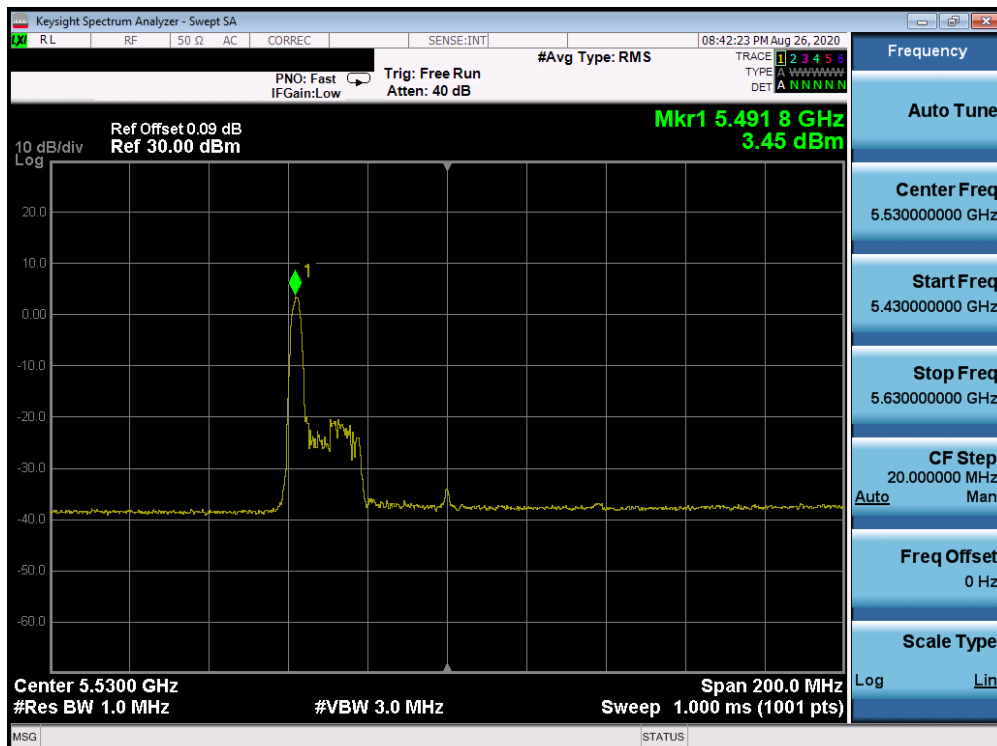


Plot 7-848. Power Spectral Density Plot CDD Primary Antenna 2a (40MHz BW 802.11ax – RU484 (UNII Band 2C) – Ch. 142)

FCC ID: BCGA2072	<b>PCTEST</b> Proud to be part of element	MEASUREMENT REPORT (CERTIFICATION)	Approved by: Quality Manager
Test Report S/N: 1C2004270030-13.BCG	Test Dates: 07/16/2020 - 09/08/2020	EUT Type: Tablet Device	Page 517 of 958

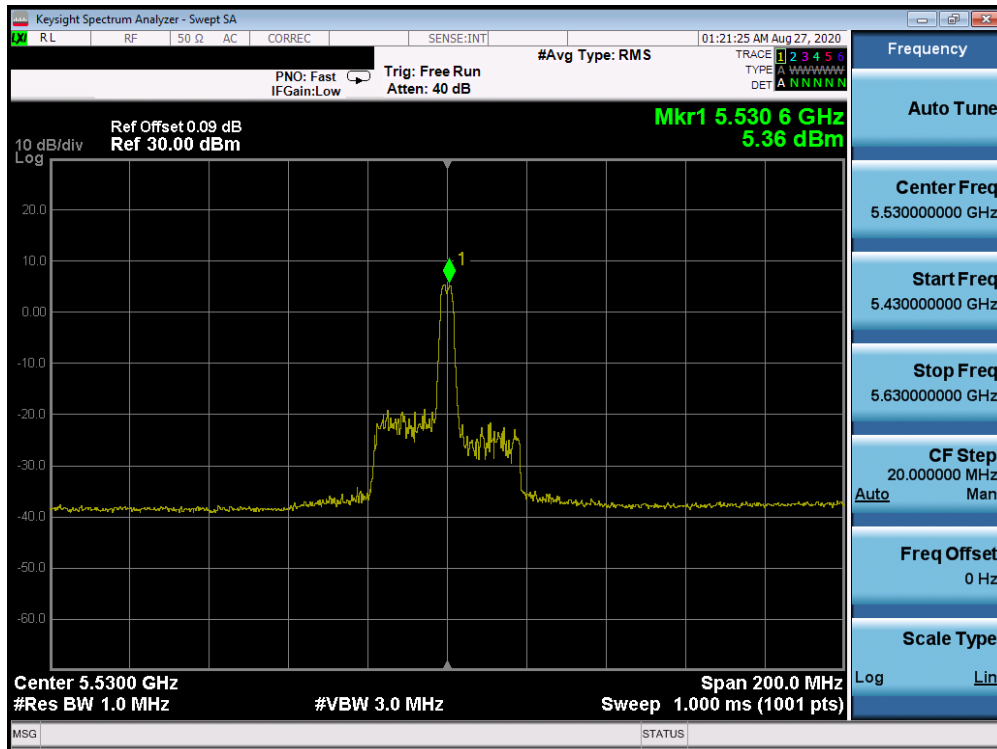


Plot 7-849. Power Spectral Density Plot CDD Primary Antenna 2b (80MHz BW 802.11ax Index 0 – RU26 (UNII Band 2C) – Ch. 106)

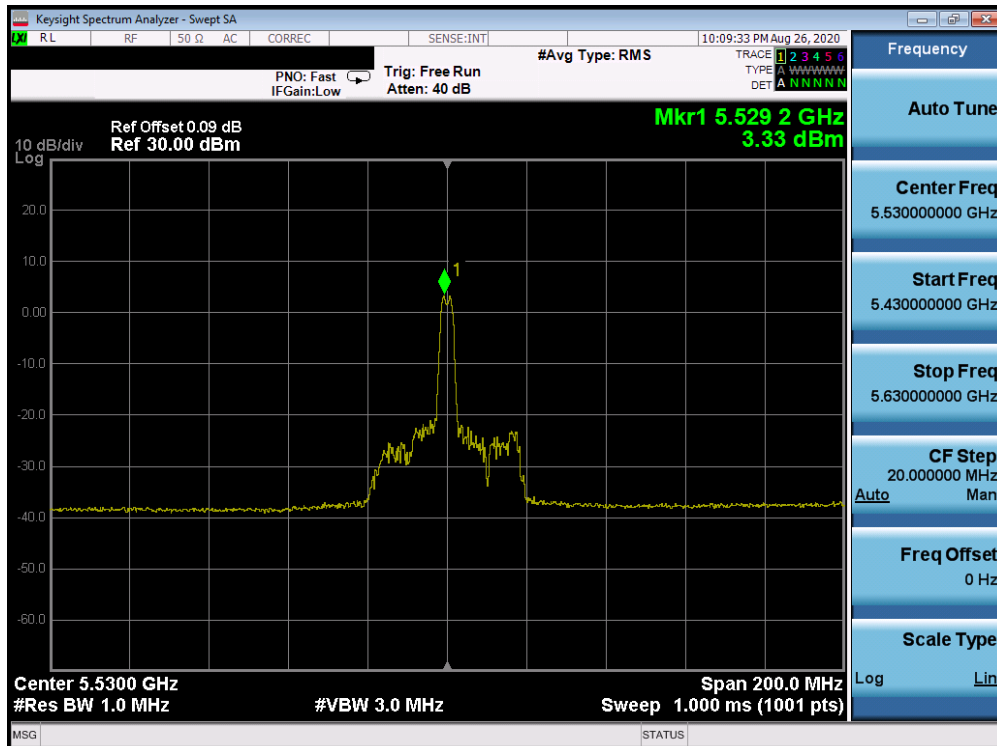


Plot 7-850. Power Spectral Density Plot CDD Primary Antenna 2a (80MHz BW 802.11ax Index 0 – RU26 (UNII Band 2C) – Ch. 106)

FCC ID: BCGA2072	<b>PCTEST</b> Proud to be part of element	MEASUREMENT REPORT (CERTIFICATION)	Approved by: Quality Manager
Test Report S/N: 1C2004270030-13.BCG	Test Dates: 07/16/2020 - 09/08/2020	EUT Type: Tablet Device	Page 518 of 958

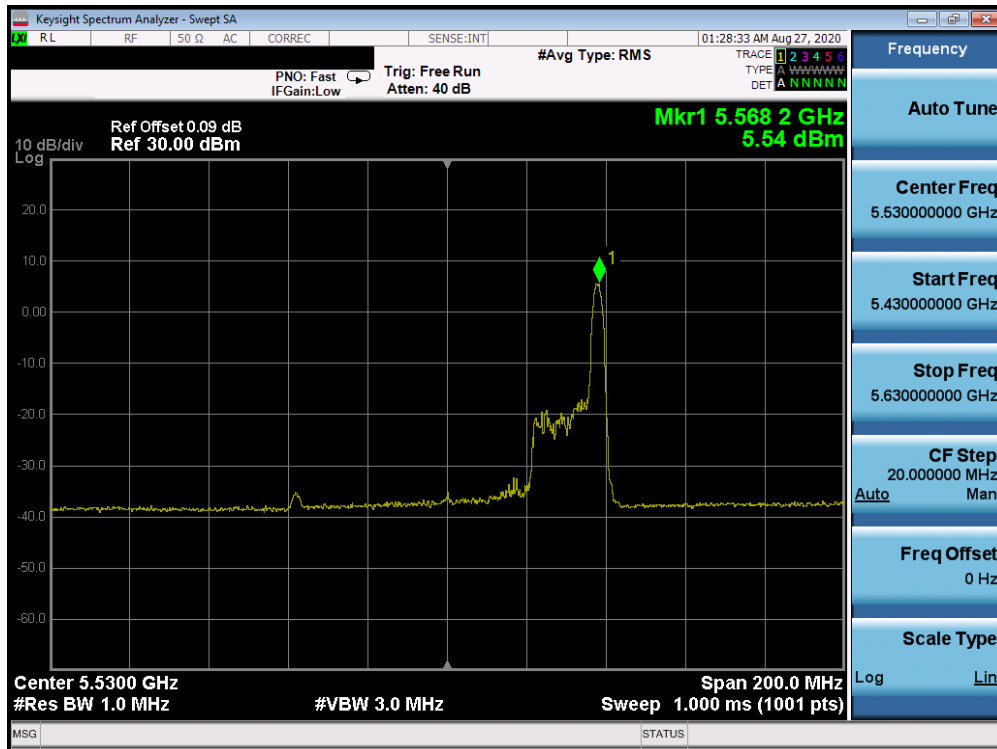


Plot 7-851. Power Spectral Density Plot CDD Primary Antenna 2b (80MHz BW 802.11ax Index 18 – RU26 (UNII Band 2C) – Ch. 106)

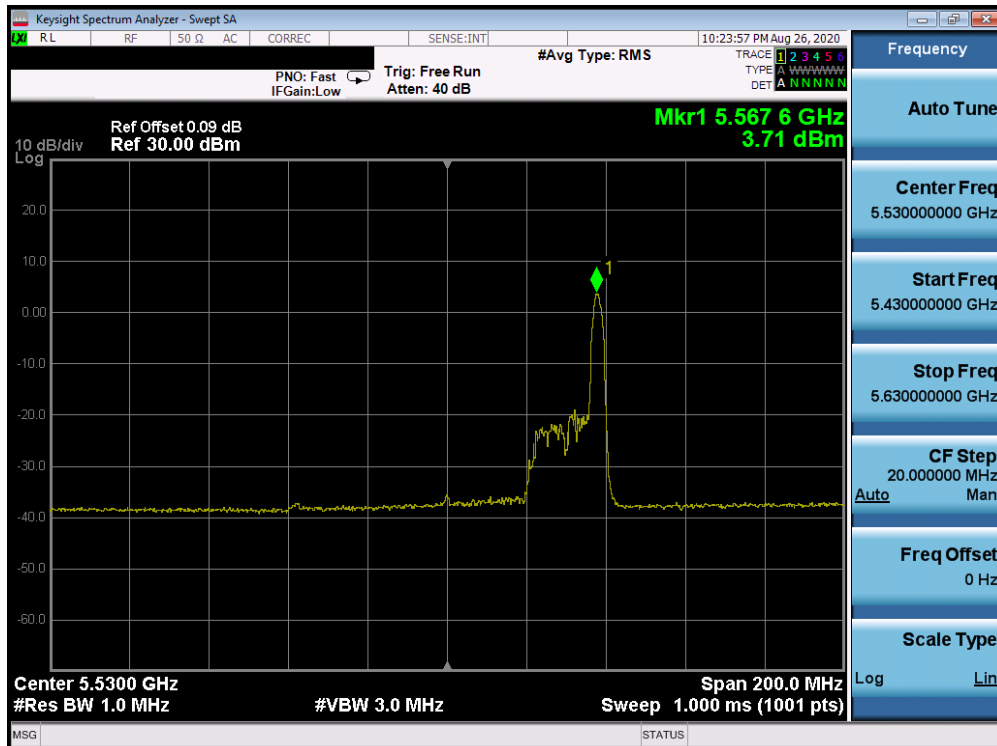


Plot 7-852. Power Spectral Density Plot CDD Primary Antenna 2a (80MHz BW 802.11ax Index 18 – RU26 (UNII Band 2C) – Ch. 106)

FCC ID: BCGA2072	<b>PCTEST</b> Proud to be part of element	MEASUREMENT REPORT (CERTIFICATION)	Approved by: Quality Manager
Test Report S/N: 1C2004270030-13.BCG	Test Dates: 07/16/2020 - 09/08/2020	EUT Type: Tablet Device	Page 519 of 958

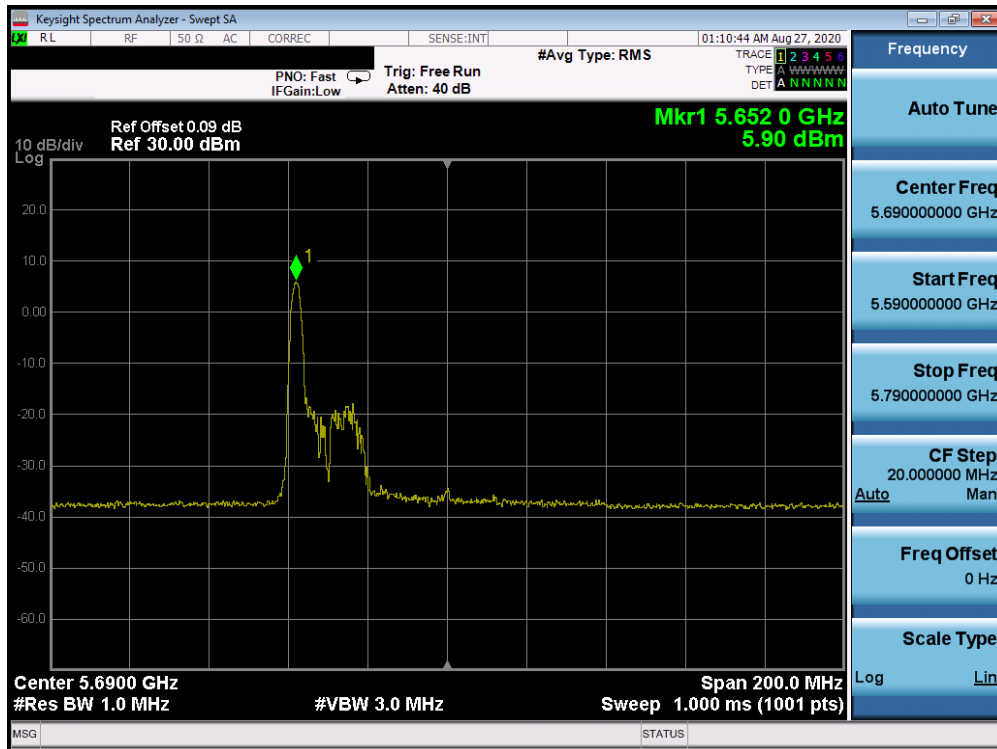


Plot 7-853. Power Spectral Density Plot CDD Primary Antenna 2b (80MHz BW 802.11ax Index 36 – RU26 (UNII Band 2C) – Ch. 106)

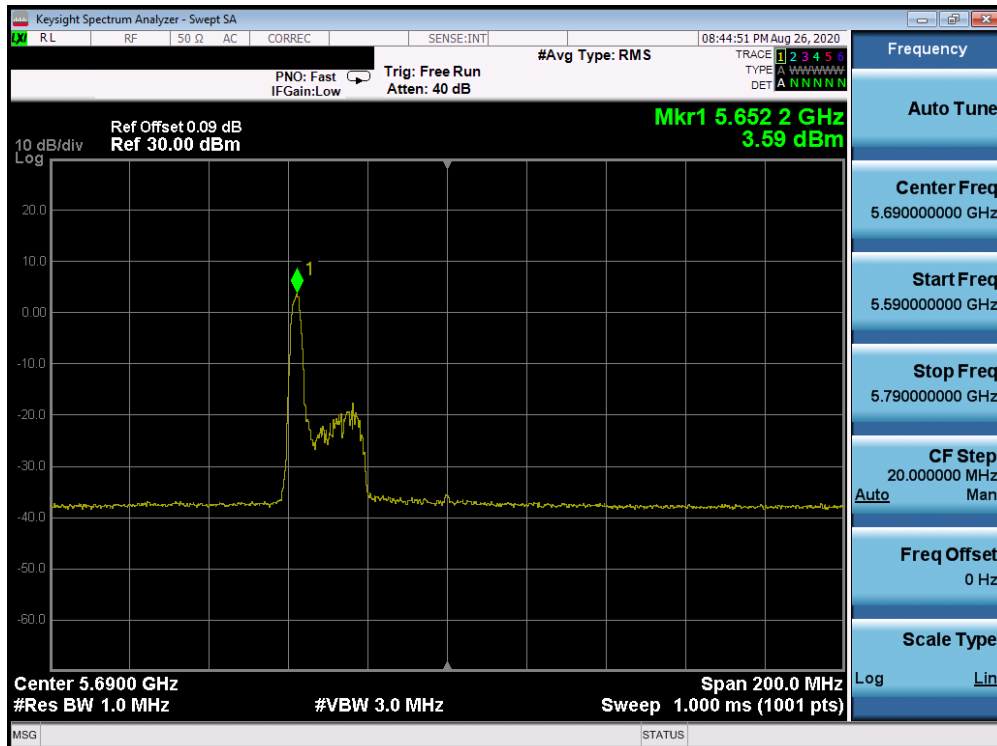


Plot 7-854. Power Spectral Density Plot CDD Primary Antenna 2a (80MHz BW 802.11ax Index 36 – RU26 (UNII Band 2C) – Ch. 106)

FCC ID: BCGA2072	<b>PCTEST</b> Proud to be part of element	MEASUREMENT REPORT (CERTIFICATION)	Approved by: Quality Manager
Test Report S/N: 1C2004270030-13.BCG	Test Dates: 07/16/2020 - 09/08/2020	EUT Type: Tablet Device	Page 520 of 958

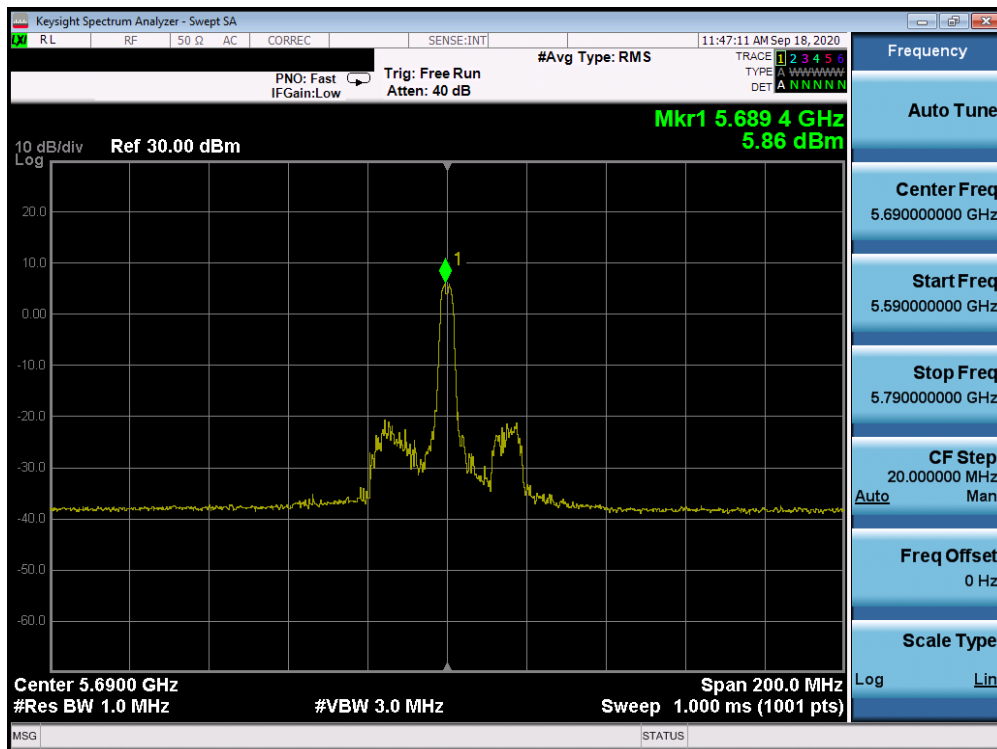


Plot 7-855. Power Spectral Density Plot CDD Primary Antenna 2b (80MHz BW 802.11ax Index 0 – RU26 (UNII Band 2C) – Ch. 138)

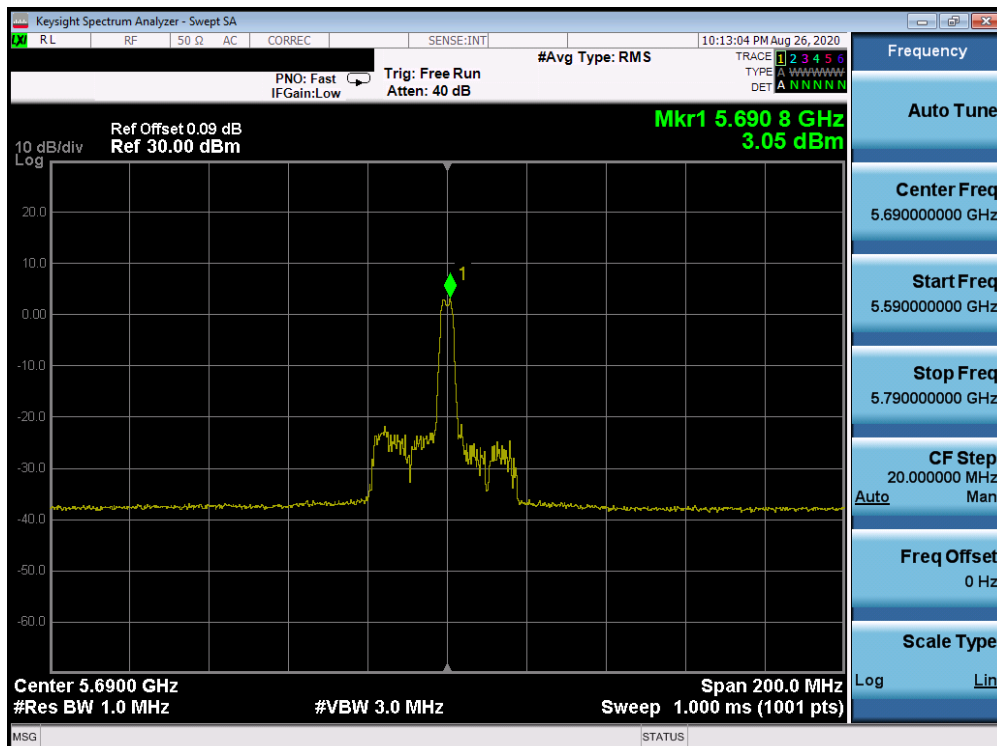


Plot 7-856. Power Spectral Density Plot CDD Primary Antenna 2a (80MHz BW 802.11ax Index 0 – RU26 (UNII Band 2C) – Ch. 138)

FCC ID: BCGA2072	<b>PCTEST</b> Proud to be part of element	MEASUREMENT REPORT (CERTIFICATION)	Approved by: Quality Manager
Test Report S/N: 1C2004270030-13.BCG	Test Dates: 07/16/2020 - 09/08/2020	EUT Type: Tablet Device	Page 521 of 958

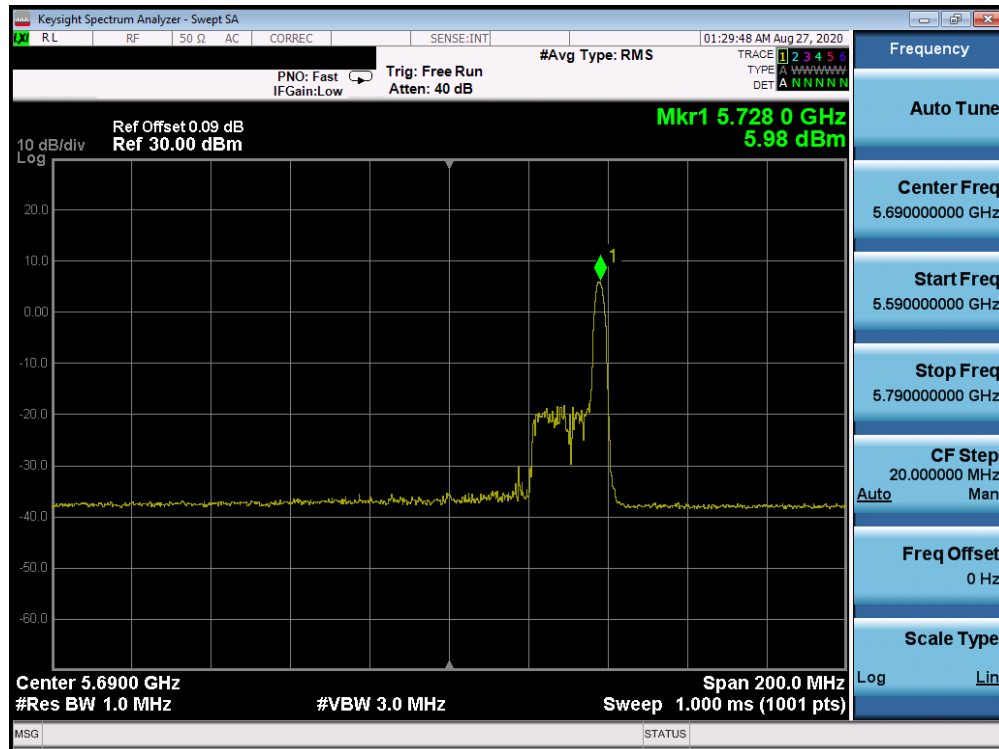


Plot 7-857. Power Spectral Density Plot CDD Primary Antenna 2b (80MHz BW 802.11ax Index 18 – RU26 (UNII Band 2C) – Ch. 138)

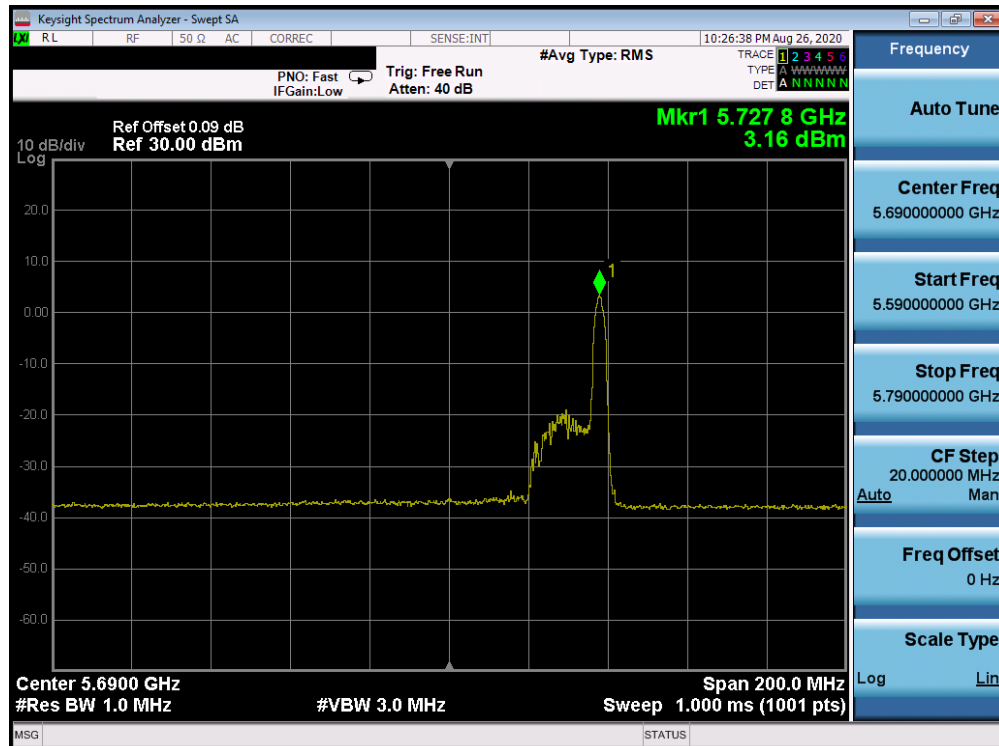


Plot 7-858. Power Spectral Density Plot CDD Primary Antenna 2a (80MHz BW 802.11ax Index 18 – RU26 (UNII Band 2C) – Ch. 138)

FCC ID: BCGA2072	<b>PCTEST</b> Proud to be part of element	MEASUREMENT REPORT (CERTIFICATION)	Approved by: Quality Manager
Test Report S/N: 1C2004270030-13.BCG	Test Dates: 07/16/2020 - 09/08/2020	EUT Type: Tablet Device	Page 522 of 958

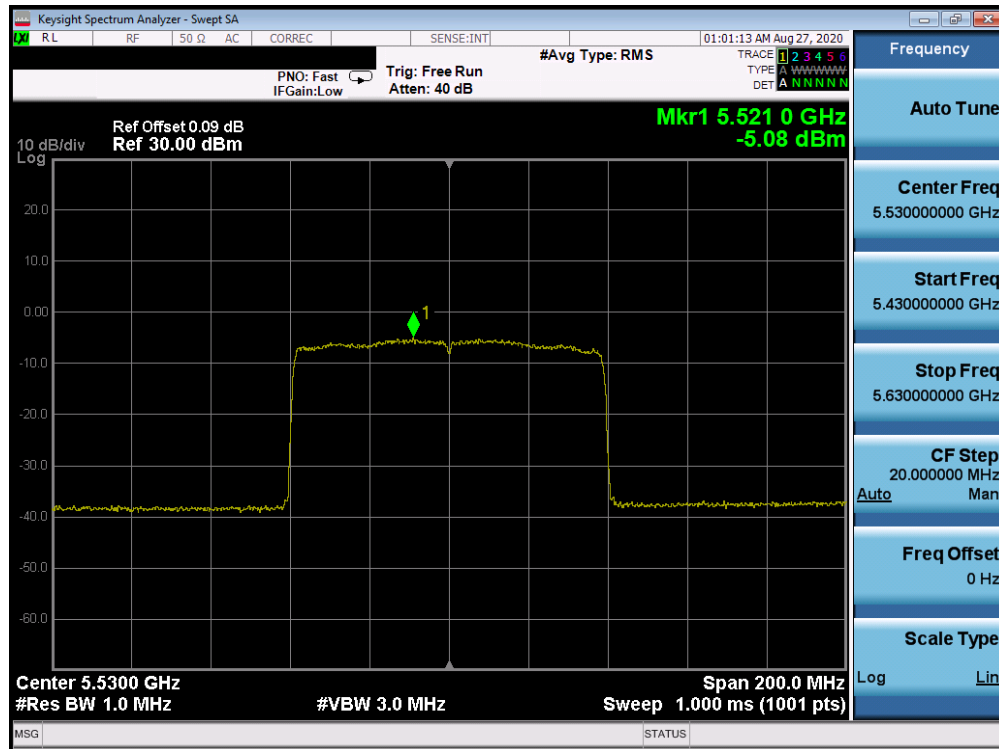


Plot 7-859. Power Spectral Density Plot CDD Primary Antenna 2b (80MHz BW 802.11ax Index 36 – RU26 (UNII Band 2C) – Ch. 138)

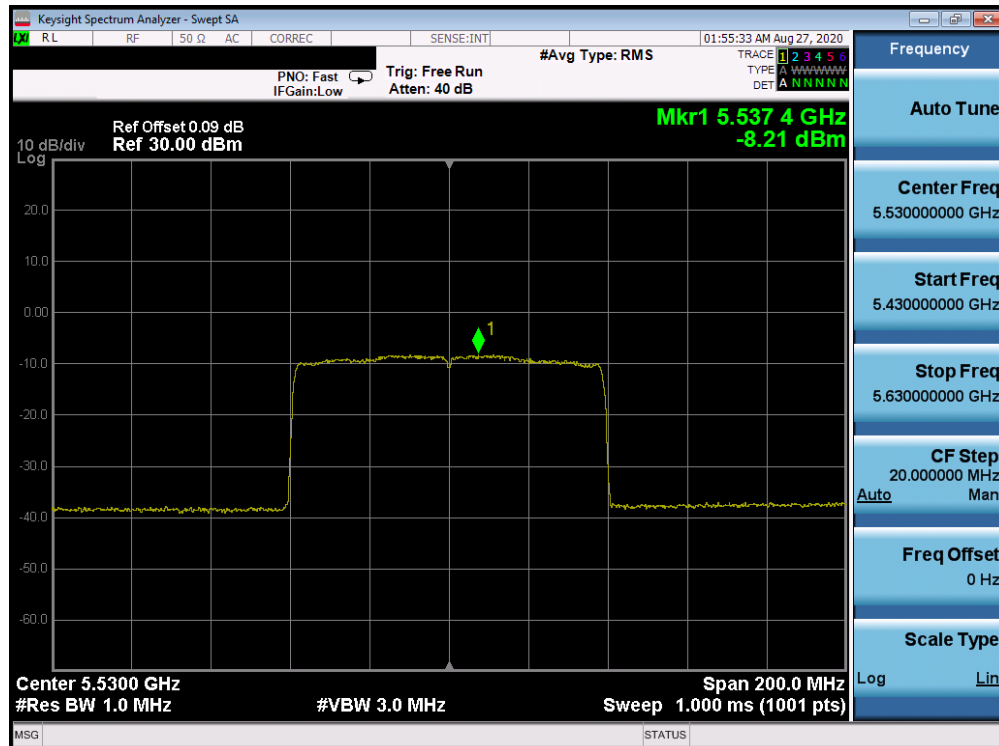


Plot 7-860. Power Spectral Density Plot CDD Primary Antenna 2a (80MHz BW 802.11ax Index 36 – RU26 (UNII Band 2C) – Ch. 138)

FCC ID: BCGA2072	<b>PCTEST</b> Proud to be part of element	MEASUREMENT REPORT (CERTIFICATION)	Approved by: Quality Manager
Test Report S/N: 1C2004270030-13.BCG	Test Dates: 07/16/2020 - 09/08/2020	EUT Type: Tablet Device	Page 523 of 958

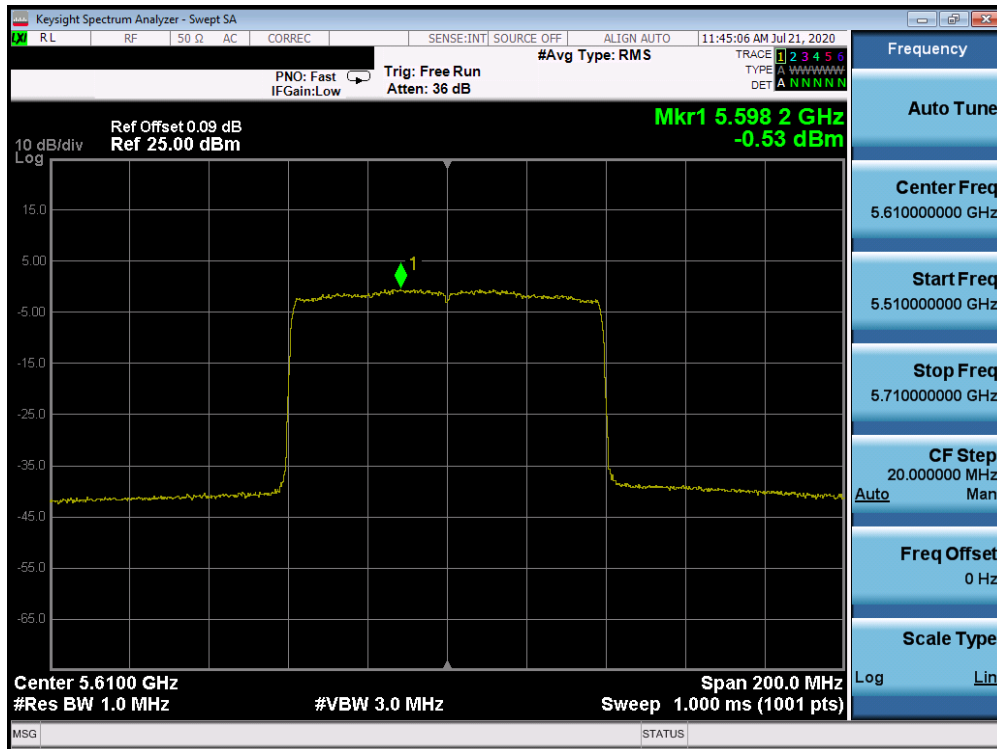


Plot 7-861. Power Spectral Density Plot CDD Primary Antenna 2b (80MHz BW 802.11ax – RU996 (UNII Band 2C) – Ch. 106)

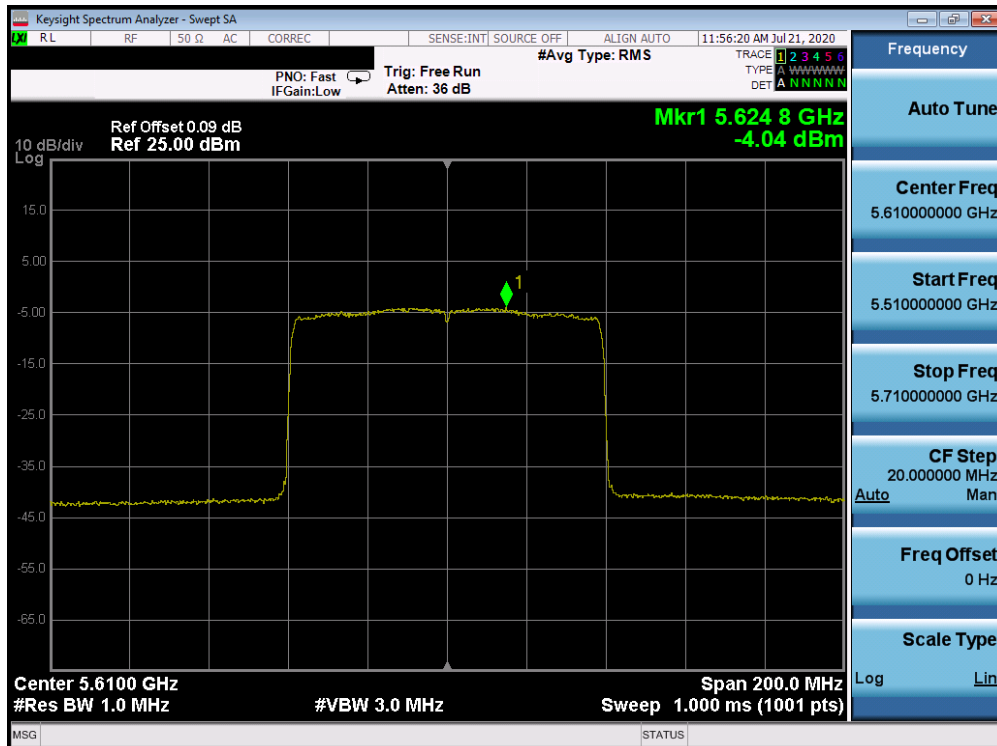


Plot 7-862. Power Spectral Density Plot CDD Primary Antenna 2a (80MHz BW 802.11ax – RU996 (UNII Band 2C) – Ch. 106)

FCC ID: BCGA2072	<b>PCTEST</b> Proud to be part of element	MEASUREMENT REPORT (CERTIFICATION)	Approved by: Quality Manager
Test Report S/N: 1C2004270030-13.BCG	Test Dates: 07/16/2020 - 09/08/2020	EUT Type: Tablet Device	Page 524 of 958

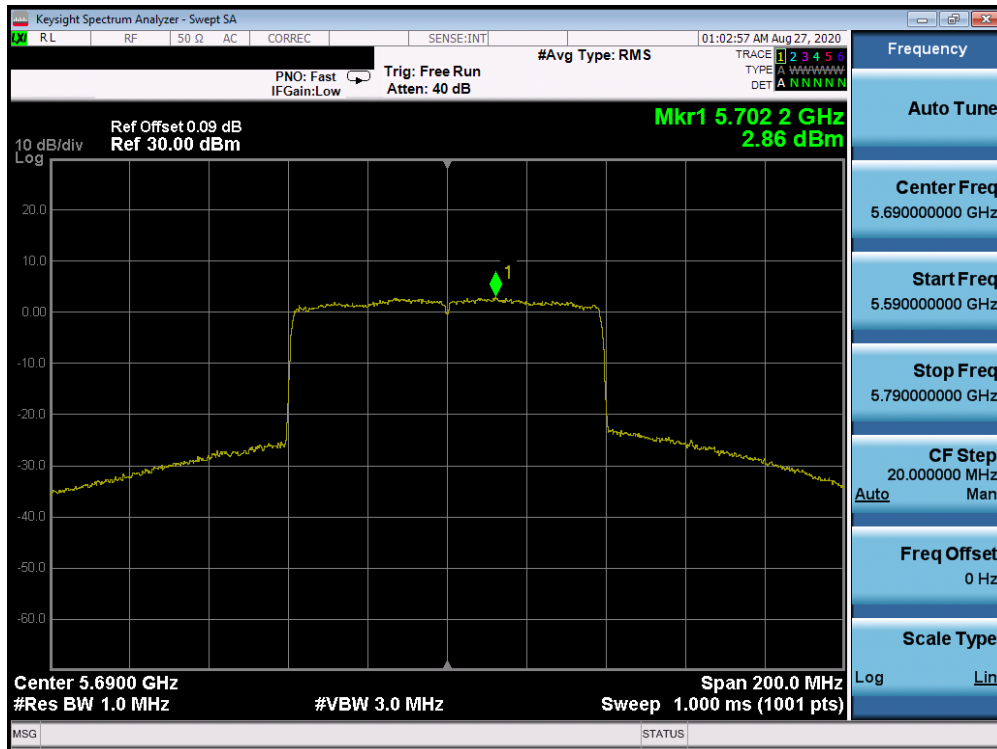


Plot 7-863. Power Spectral Density Plot CDD Primary Antenna 2b (80MHz BW 802.11ax – RU996 (UNII Band 2C) – Ch. 122)

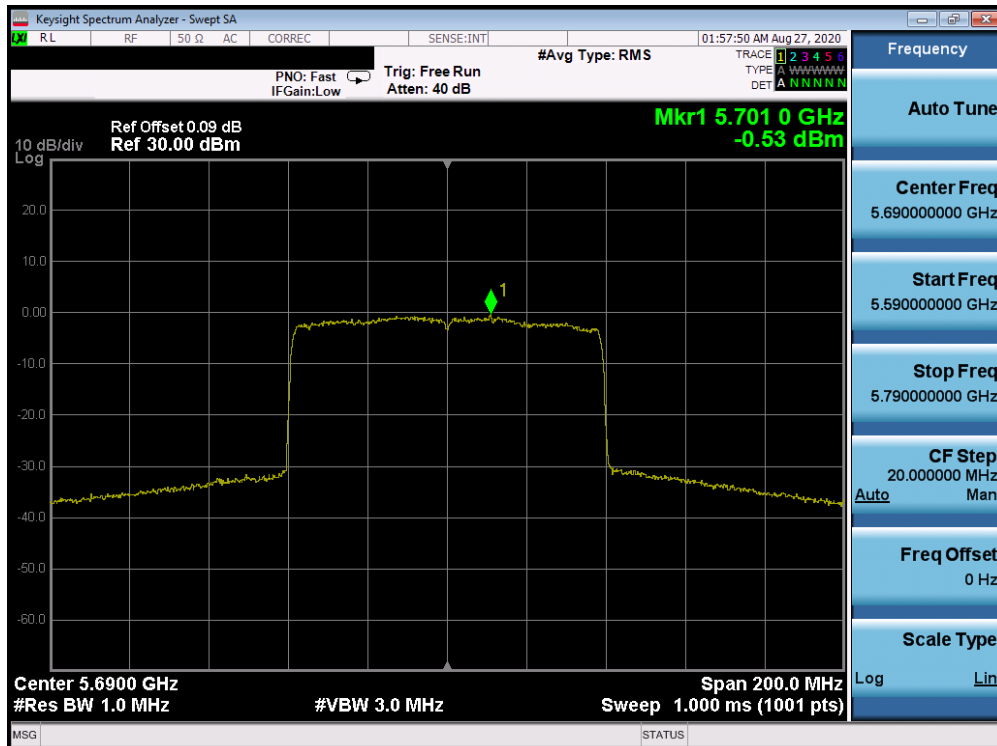


Plot 7-864. Power Spectral Density Plot CDD Primary Antenna 2a (80MHz BW 802.11ax – RU996 (UNII Band 2C) – Ch. 122)

FCC ID: BCGA2072	<b>PCTEST</b> Proud to be part of element	MEASUREMENT REPORT (CERTIFICATION)	Approved by: Quality Manager
Test Report S/N: 1C2004270030-13.BCG	Test Dates: 07/16/2020 - 09/08/2020	EUT Type: Tablet Device	Page 525 of 958



Plot 7-865. Power Spectral Density Plot CDD Primary Antenna 2b (80MHz BW 802.11ax – RU996 (UNII Band 2C) – Ch. 138)



Plot 7-866. Power Spectral Density Plot CDD Primary Antenna 2a (80MHz BW 802.11ax – RU996 (UNII Band 2C) – Ch. 138)

FCC ID: BCGA2072	<b>PCTEST</b> Proud to be part of element	MEASUREMENT REPORT (CERTIFICATION)	Approved by: Quality Manager
Test Report S/N: 1C2004270030-13.BCG	Test Dates: 07/16/2020 - 09/08/2020	EUT Type: Tablet Device	Page 526 of 958

	Frequency [MHz]	Channel No.	802.11 Mode	RU Size	RU Index	Data Rate [Mbps]	Antenna 2b Power Density [dBm/500kHz]	Antenna 2a Power Density [dBm/500kHz]	Summed Power Density [dBm/500kHz]	Max Permissible Power Density [dBm/500kHz]	Margin [dB]
Band 3	5745	149	ax (20MHz)	26	0	135/143.4 (MCS11)	16.19	13.31	17.99	30.00	-12.01
				26	4	135/143.4 (MCS11)	16.20	13.41	18.04	30.00	-11.96
				26	8	135/143.4 (MCS11)	16.47	13.45	18.23	30.00	-11.77
	5785	157	ax (20MHz)	26	0	135/143.4 (MCS11)	16.30	12.89	17.93	30.00	-12.07
				26	4	135/143.4 (MCS11)	16.80	13.12	18.35	30.00	-11.65
				26	8	135/143.4 (MCS11)	16.08	12.98	17.81	30.00	-12.19
	5825	165	ax (20MHz)	26	0	135/143.4 (MCS11)	16.30	13.13	18.01	30.00	-11.99
				26	4	135/143.4 (MCS11)	16.21	13.29	18.00	30.00	-12.00
				26	8	135/143.4 (MCS11)	16.18	13.47	18.04	30.00	-11.96
	5755	151	ax (40MHz)	26	0	271/286.8 (MCS11)	15.91	12.49	17.54	30.00	-12.46
				26	8	271/286.8 (MCS11)	16.71	13.21	18.31	30.00	-11.69
				26	17	271/286.8 (MCS11)	16.30	12.10	17.70	30.00	-12.30
	5795	159	ax (40MHz)	26	0	271/286.8 (MCS11)	16.18	12.04	17.60	30.00	-12.40
				26	8	271/286.8 (MCS11)	16.65	12.53	18.07	30.00	-11.93
				26	17	271/286.8 (MCS11)	13.97	12.07	16.13	30.00	-13.87
	5775	155	ax (80MHz)	26	0	567/600.5 (MCS11)	11.38	8.19	13.08	30.00	-16.92
				26	18	567/600.5 (MCS11)	11.27	8.97	13.28	30.00	-16.72
				26	36	567/600.5 (MCS11)	12.07	8.21	13.57	30.00	-16.43

**Table 7-124. Band 3 Power Spectral Density Measurements CDD Primary (RU26)**

	Frequency [MHz]	Channel No.	802.11 Mode	RU Size	RU Index	Data Rate [Mbps]	Antenna 2b Power Density [dBm/500kHz]	Antenna 2a Power Density [dBm/500kHz]	Summed Power Density [dBm/500kHz]	Max Permissible Power Density [dBm/500kHz]	Margin [dB]
Band 3	5745	149	ax (20MHz)	242	61	135/143.4 (MCS11)	7.22	3.95	8.90	30.00	-21.10
	5785	157	ax (20MHz)	242	61	135/143.4 (MCS11)	7.25	3.29	8.72	31.00	-22.28
	5825	165	ax (20MHz)	242	61	135/143.4 (MCS11)	7.11	4.06	8.86	32.00	-23.14
	5755	151	ax (40MHz)	484	65	271/286.8 (MCS11)	4.75	1.20	6.34	33.00	-26.66
	5795	159	ax (40MHz)	484	65	271/286.8 (MCS11)	4.64	1.25	6.28	36.00	-29.72
	5775	155	ax (80MHz)	996	67	567/600.5 (MCS11)	-3.29	-6.57	-1.62	39.00	-40.62

**Table 7-125. Band 3 Power Spectral Density Measurements CDD Primary (Fully-loaded RU)**

FCC ID: BCGA2072	 <b>PCTEST</b> Proud to be part of 	<b>MEASUREMENT REPORT (CERTIFICATION)</b>	<b>Approved by:</b> Quality Manager
<b>Test Report S/N:</b> 1C2004270030-13.BCG	<b>Test Dates:</b> 07/16/2020 - 09/08/2020	<b>EUT Type:</b> Tablet Device	Page 527 of 958