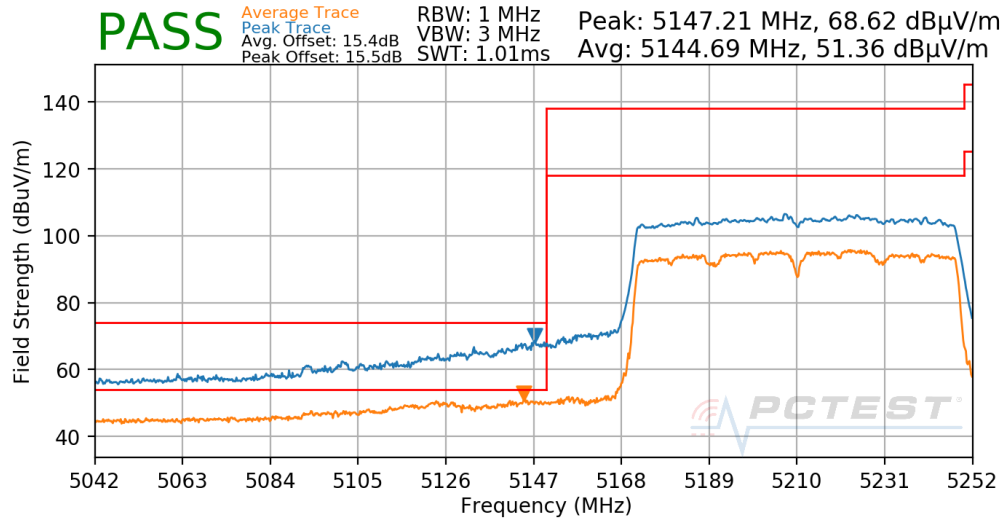


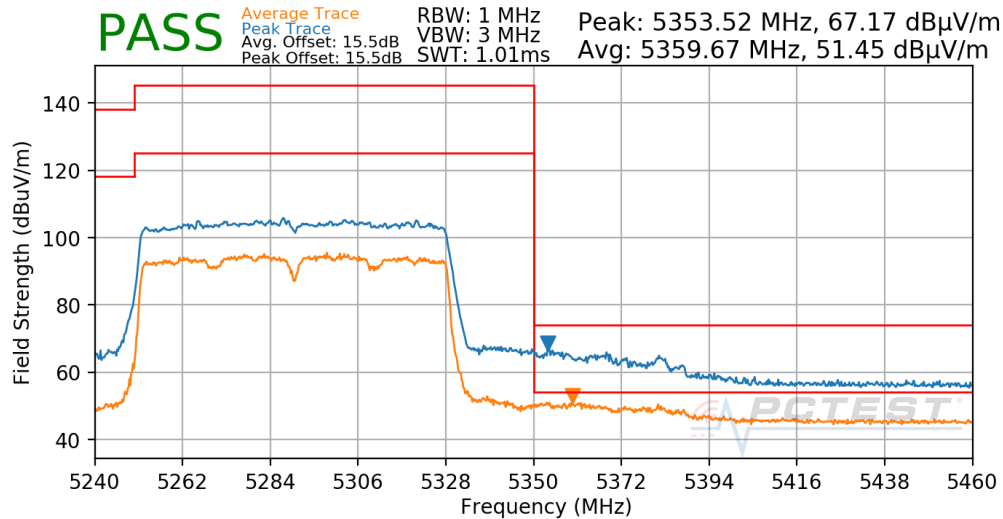
7.6.9 Antenna 2a Radiated Band Edge Measurements (80MHz BW) §15.407(b.1)(b.2) §15.205 §15.209; RSS-Gen [8.9]

Worst Case Mode:	802.11ac
Worst Case Transfer Rate:	MCS9
Distance of Measurements:	3 Meters
Operating Frequency:	5210MHz
Channel:	42



Plot 7-422. Radiated Lower Band Edge Plot Antenna 2a (UNII Band 1)

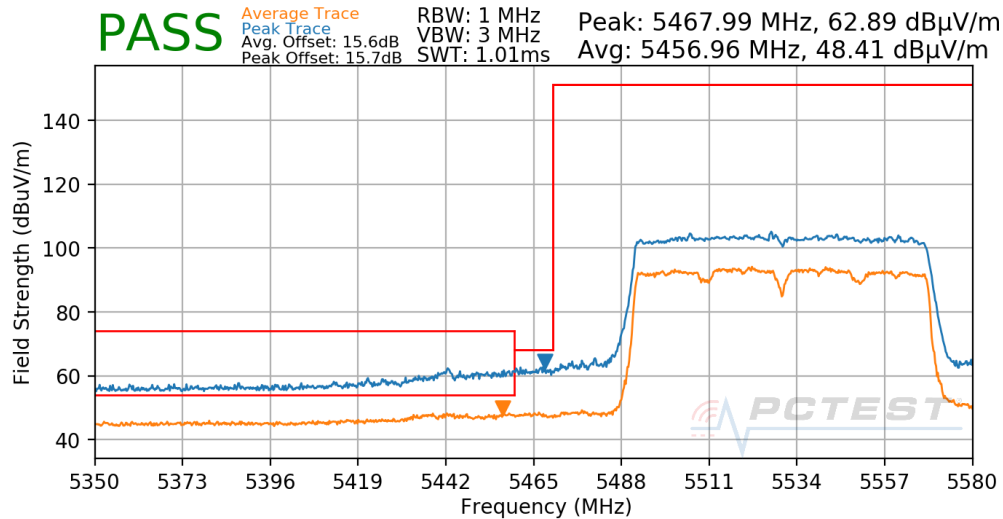
Worst Case Mode:	802.11ac
Worst Case Transfer Rate:	MCS9
Distance of Measurements:	3 Meters
Operating Frequency:	5290MHz
Channel:	58



Plot 7-423. Radiated Upper Band Edge Plot Antenna 2a (UNII Band 2A)

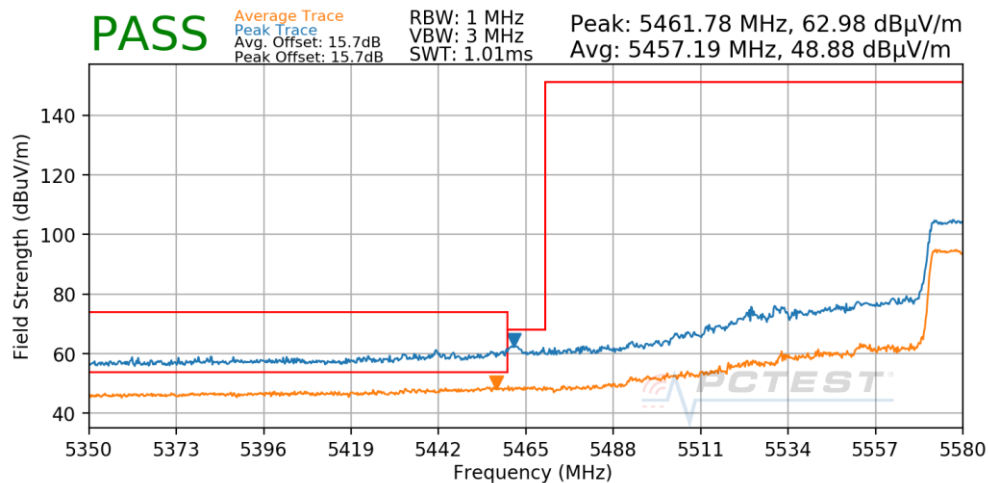
FCC ID: BCGA2072	PCTEST Proud to be part of element	MEASUREMENT REPORT (CERTIFICATION)	Approved by: Quality Manager
Test Report S/N: 1C2004270030-12.BCG	Test Dates: 07/16/2020 - 09/08/2020	EUT Type: Tablet Device	Page 284 of 344

Worst Case Mode: 802.11ac
Worst Case Transfer Rate: MCS9
Distance of Measurements: 3 Meters
Operating Frequency: 5530MHz
Channel: 106



Plot 7-424. Radiated Lower Band Edge Plot Antenna 2a (UNII Band 2C)

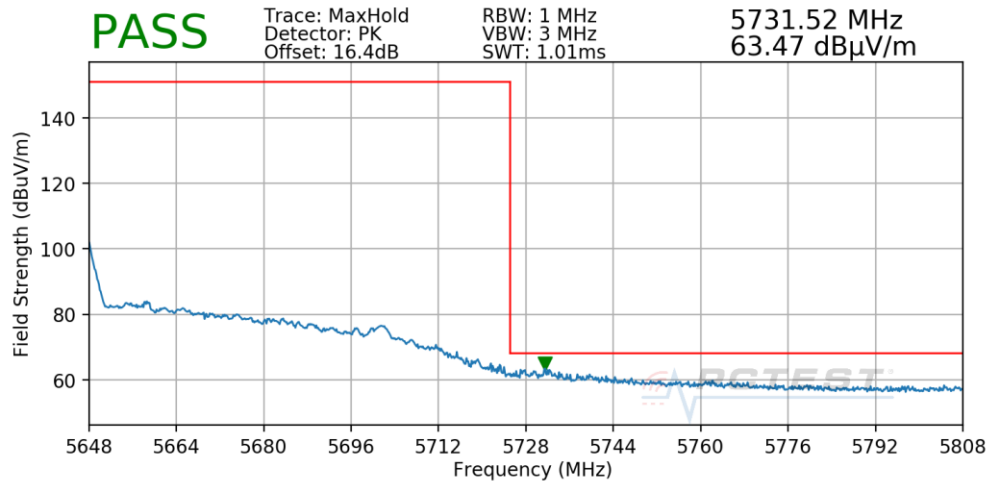
Worst Case Mode: 802.11ac
Worst Case Transfer Rate: MCS9
Distance of Measurements: 3 Meters
Operating Frequency: 5610MHz (FCC only)
Channel: 122



Plot 7-425. Radiated Lower Band Edge Plot Antenna 2a (UNII Band 2C)

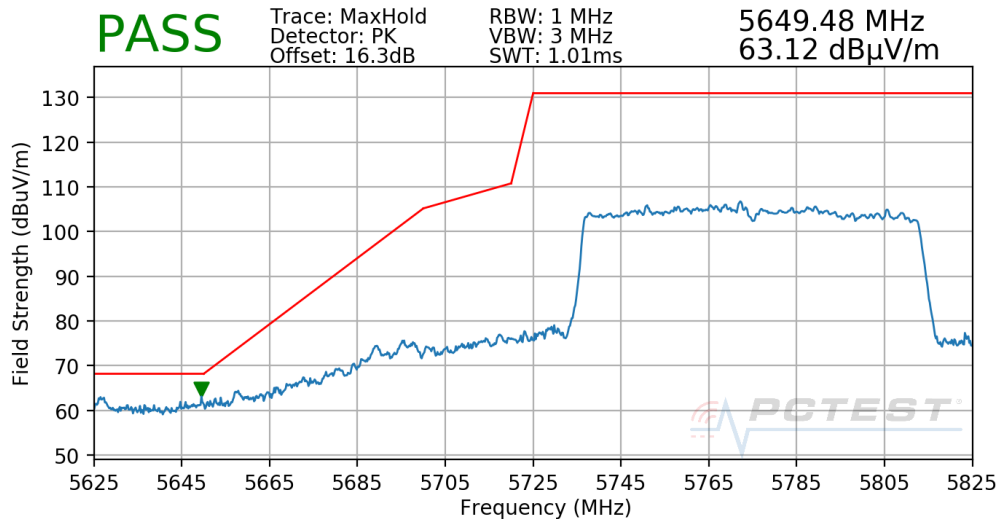
FCC ID: BCGA2072	PCTEST Proud to be part of element	MEASUREMENT REPORT (CERTIFICATION)	Approved by: Quality Manager
Test Report S/N: 1C2004270030-12.BCG	Test Dates: 07/16/2020 - 09/08/2020	EUT Type: Tablet Device	Page 285 of 344

Worst Case Mode: 802.11ac
Worst Case Transfer Rate: MCS9
Distance of Measurements: 3 Meters
Operating Frequency: 5610MHz (FCC only)
Channel: 122



Plot 7-426. Radiated Upper Band Edge Plot Antenna 2a (Peak – UNII Band 2C)

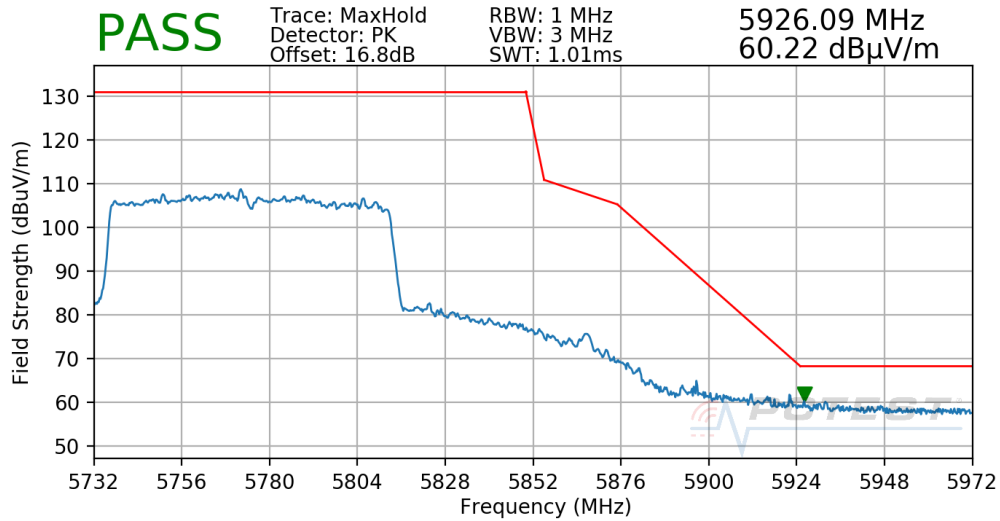
Worst Case Mode: 802.11ac
Worst Case Transfer Rate: MCS9
Distance of Measurements: 3 Meters
Operating Frequency: 5775MHz
Channel: 155



Plot 7-427. Radiated Lower Band Edge Plot Antenna 2a (Peak – UNII Band 3)

FCC ID: BCGA2072	PCTEST Proud to be part of element	MEASUREMENT REPORT (CERTIFICATION)	Approved by: Quality Manager
Test Report S/N: 1C2004270030-12.BCG	Test Dates: 07/16/2020 - 09/08/2020	EUT Type: Tablet Device	Page 286 of 344

Worst Case Mode: 802.11ac
Worst Case Transfer Rate: MCS9
Distance of Measurements: 3 Meters
Operating Frequency: 5775MHz
Channel: 155

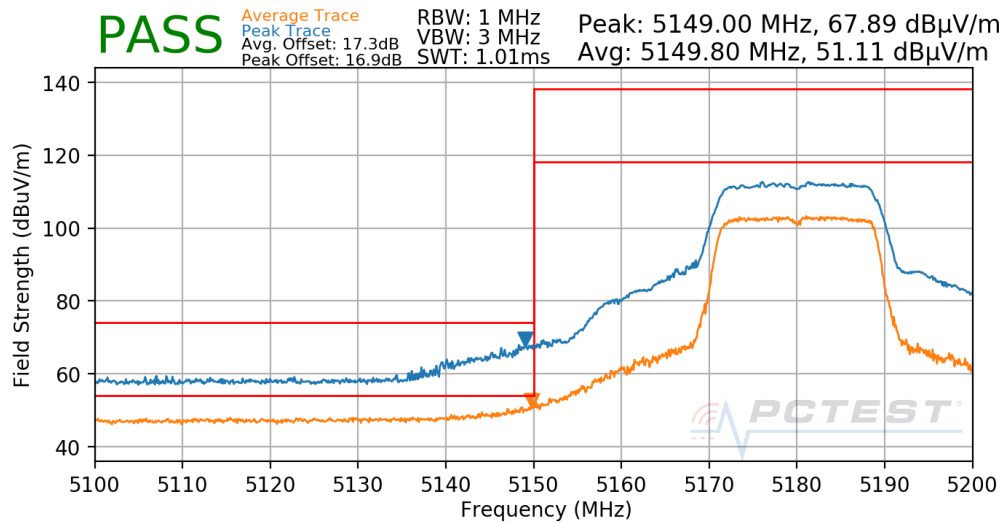


Plot 7-428. Radiated Upper Band Edge Plot Antenna 2a (Peak – UNII Band 3)

FCC ID: BCGA2072	 PCTEST Proud to be part of 	MEASUREMENT REPORT (CERTIFICATION)	Approved by: Quality Manager
Test Report S/N: 1C2004270030-12.BCG	Test Dates: 07/16/2020 - 09/08/2020	EUT Type: Tablet Device	Page 287 of 344

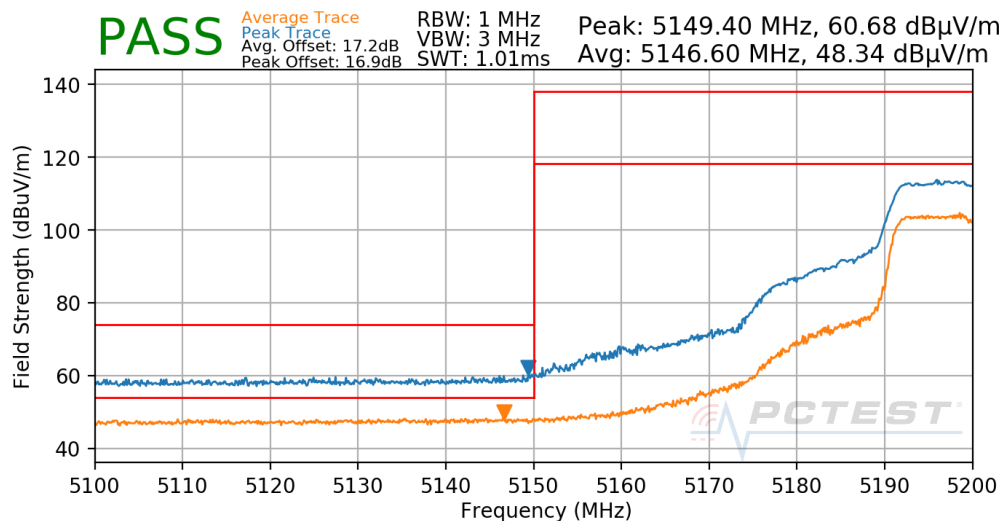
7.6.10 Antenna 1b Radiated Band Edge Measurements (20MHz BW) §15.407(b.1)(b.2) §15.205 §15.209; RSS-Gen [8.9]

Worst Case Mode: 802.11n
Worst Case Transfer Rate: MCS7
Distance of Measurements: 3 Meters
Operating Frequency: 5180MHz
Channel: 36



Plot 7-429. Radiated Lower Band Edge Plot Antenna 1b (UNII Band 1)

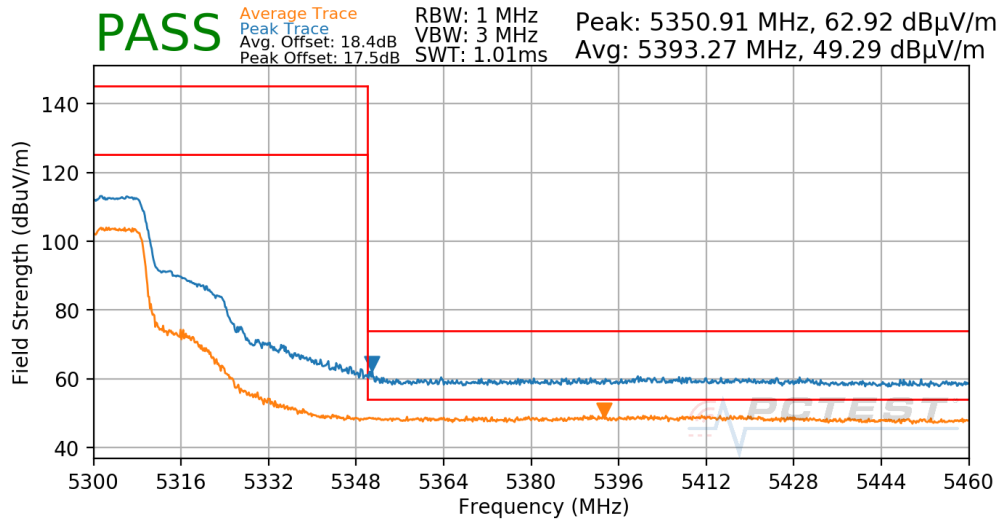
Worst Case Mode: 802.11n
Worst Case Transfer Rate: MCS7
Distance of Measurements: 3 Meters
Operating Frequency: 5200MHz
Channel: 40



Plot 7-430. Radiated Lower Band Edge Plot Antenna 1b (UNII Band 1)

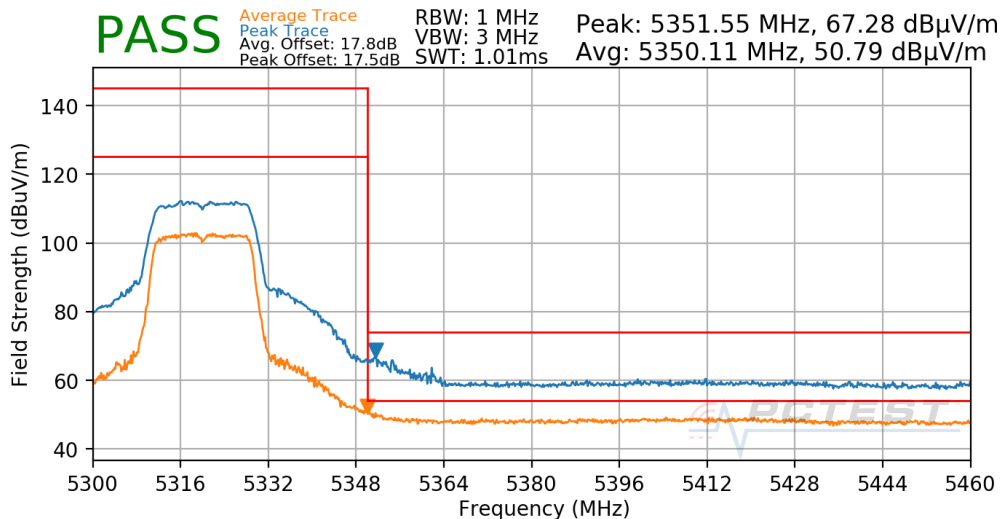
FCC ID: BCGA2072	PCTEST Proud to be part of element	MEASUREMENT REPORT (CERTIFICATION)	Approved by: Quality Manager
Test Report S/N: 1C2004270030-12.BCG	Test Dates: 07/16/2020 - 09/08/2020	EUT Type: Tablet Device	Page 288 of 344

Worst Case Mode: 802.11n
Worst Case Transfer Rate: MCS7
Distance of Measurements: 3 Meters
Operating Frequency: 5300MHz
Channel: 60



Plot 7-431. Radiated Upper Band Edge Plot Antenna 1b (UNII Band 2A)

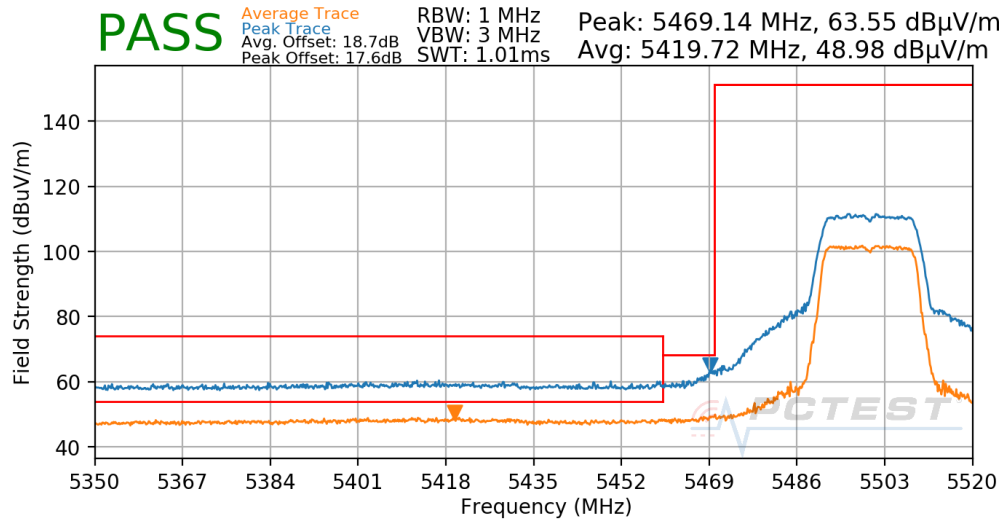
Worst Case Mode: 802.11n
Worst Case Transfer Rate: MCS7
Distance of Measurements: 3 Meters
Operating Frequency: 5320MHz
Channel: 64



Plot 7-432. Radiated Upper Band Edge Plot Antenna 1b (UNII Band 2A)

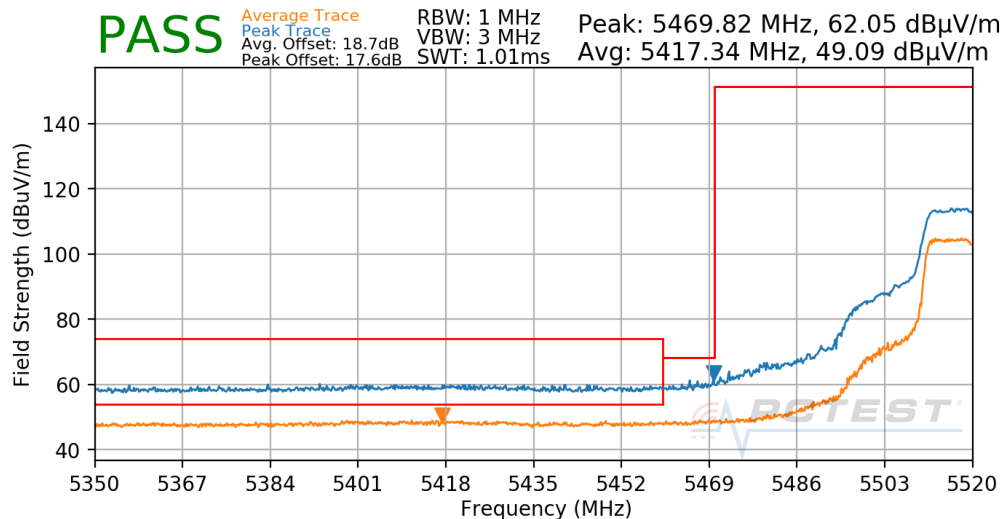
FCC ID: BCGA2072	PCTEST Proud to be part of element	MEASUREMENT REPORT (CERTIFICATION)	Approved by: Quality Manager
Test Report S/N: 1C2004270030-12.BCG	Test Dates: 07/16/2020 - 09/08/2020	EUT Type: Tablet Device	Page 289 of 344

Worst Case Mode: 802.11n
Worst Case Transfer Rate: MCS7
Distance of Measurements: 3 Meters
Operating Frequency: 5500MHz
Channel: 100



Plot 7-433. Radiated Lower Band Edge Plot Antenna 1b (UNII Band 2C)

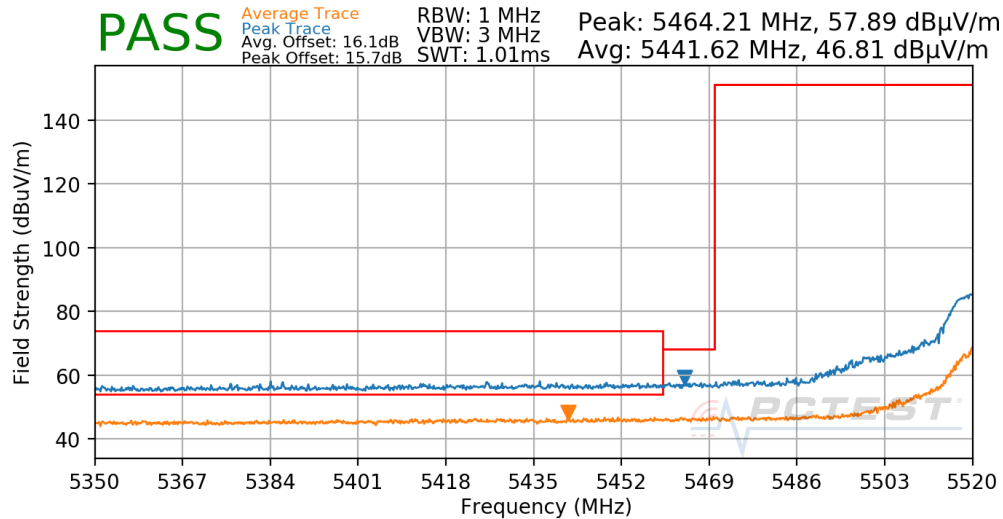
Worst Case Mode: 802.11n
Worst Case Transfer Rate: MCS7
Distance of Measurements: 3 Meters
Operating Frequency: 5520MHz
Channel: 104



Plot 7-434. Radiated Lower Band Edge Plot Antenna 1b (UNII Band 2C)

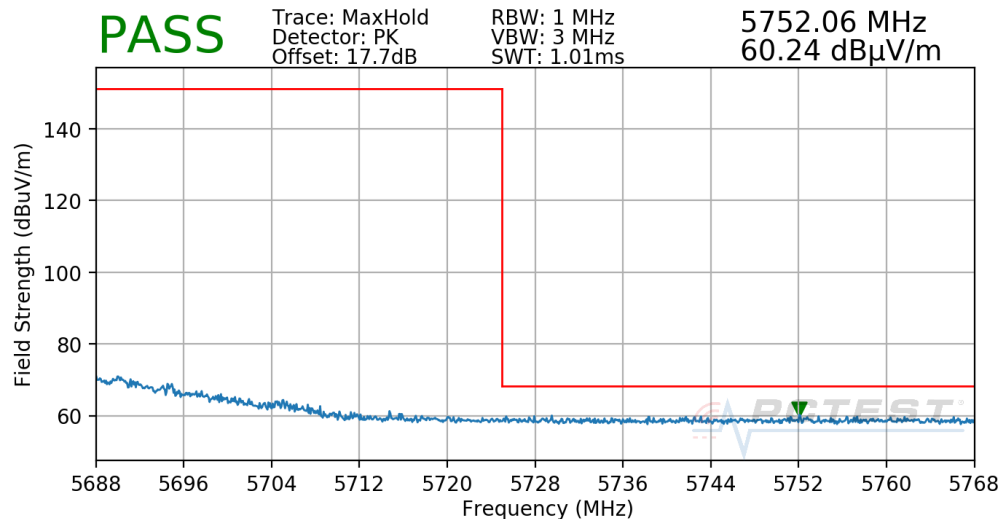
FCC ID: BCGA2072	PCTEST Proud to be part of element	MEASUREMENT REPORT (CERTIFICATION)	Approved by: Quality Manager
Test Report S/N: 1C2004270030-12.BCG	Test Dates: 07/16/2020 - 09/08/2020	EUT Type: Tablet Device	Page 290 of 344

Worst Case Mode: 802.11n
Worst Case Transfer Rate: MCS7
Distance of Measurements: 3 Meters
Operating Frequency: 5540MHz
Channel: 108



Plot 7-435. Radiated Lower Band Edge Plot Antenna 1b (UNII Band 2C)

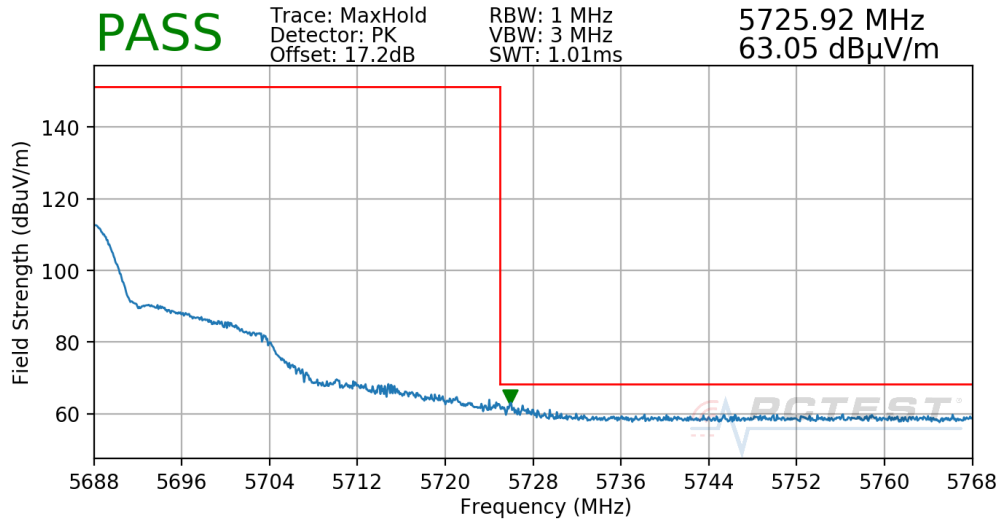
Worst Case Mode: 802.11n
Worst Case Transfer Rate: MCS7
Distance of Measurements: 3 Meters
Operating Frequency: 5660MHz
Channel: 132



Plot 7-436. Radiated Upper Band Edge Plot Antenna 1b (Peak - UNII Band 2C)

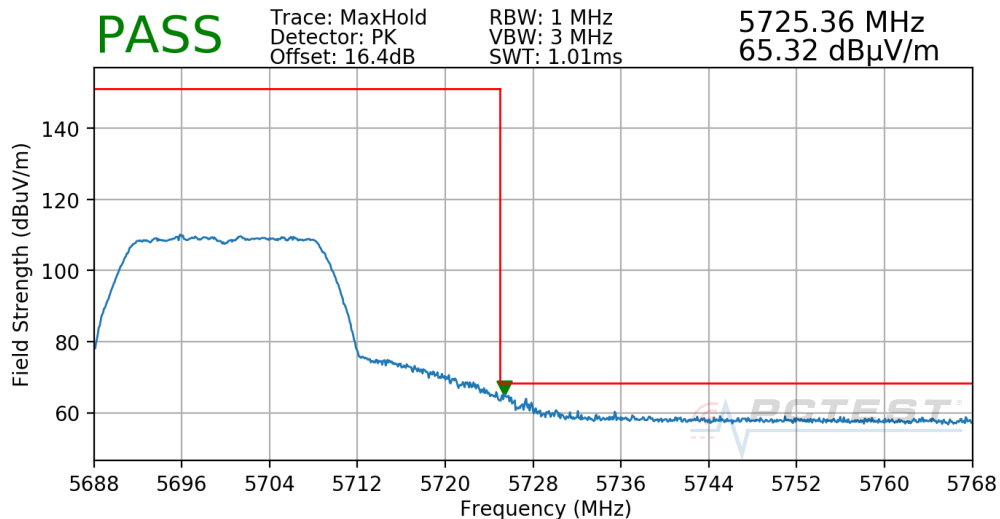
FCC ID: BCGA2072	PCTEST Proud to be part of element	MEASUREMENT REPORT (CERTIFICATION)	Approved by: Quality Manager
Test Report S/N: 1C2004270030-12.BCG	Test Dates: 07/16/2020 - 09/08/2020	EUT Type: Tablet Device	Page 291 of 344

Worst Case Mode: 802.11n
Worst Case Transfer Rate: MCS7
Distance of Measurements: 3 Meters
Operating Frequency: 5680MHz
Channel: 136



Plot 7-437. Radiated Upper Band Edge Plot Antenna 1b (Peak – UNII Band 2C)

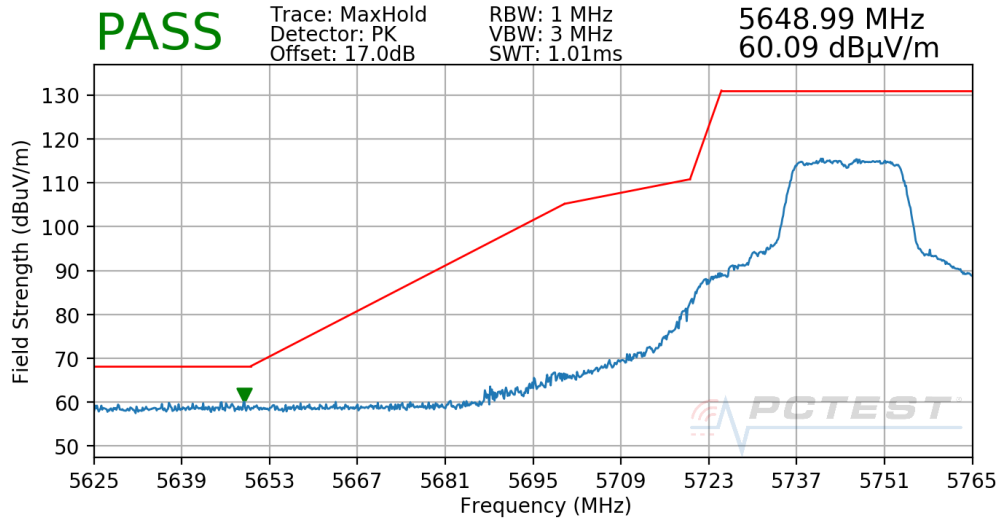
Worst Case Mode: 802.11n
Worst Case Transfer Rate: MCS7
Distance of Measurements: 3 Meters
Operating Frequency: 5700MHz
Channel: 140



Plot 7-438. Radiated Upper Band Edge Plot Antenna 1b (Peak – UNII Band 2C)

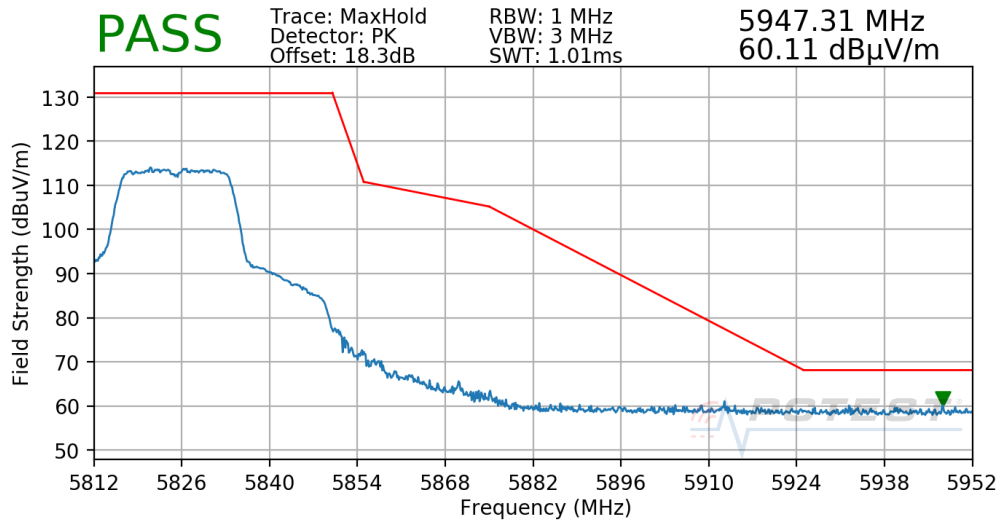
FCC ID: BCGA2072		MEASUREMENT REPORT (CERTIFICATION)	Approved by: Quality Manager
Test Report S/N: 1C2004270030-12.BCG	Test Dates: 07/16/2020 - 09/08/2020	EUT Type: Tablet Device	Page 292 of 344

Worst Case Mode: 802.11n
Worst Case Transfer Rate: MCS7
Distance of Measurements: 3 Meters
Operating Frequency: 5745MHz
Channel: 149



Plot 7-439. Radiated Lower Band Edge Plot Antenna 1b (Peak – UNII Band 3)

Worst Case Mode: 802.11n
Worst Case Transfer Rate: MCS7
Distance of Measurements: 3 Meters
Operating Frequency: 5825MHz
Channel: 165



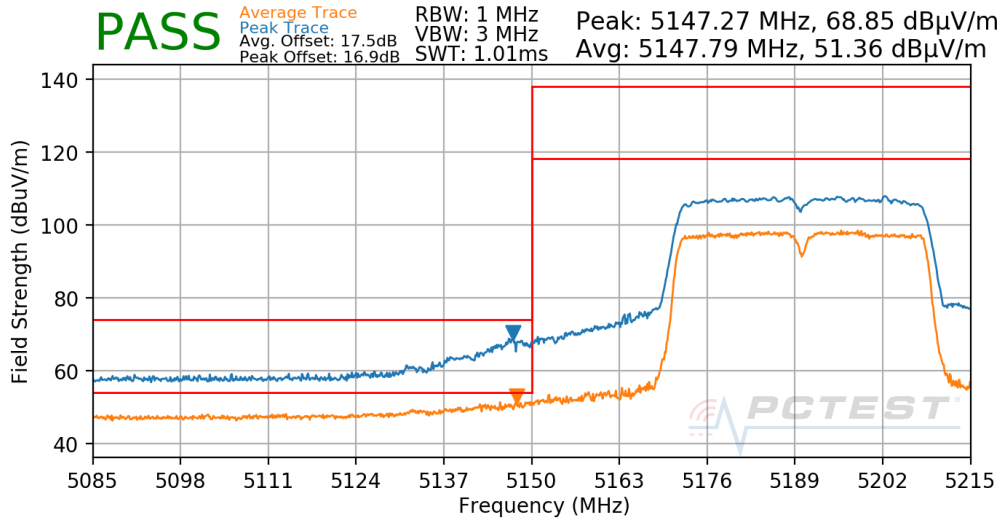
Plot 7-440. Radiated Upper Band Edge Plot Antenna 1b (Peak – UNII Band 3)

FCC ID: BCGA2072	PCTEST Proud to be part of element	MEASUREMENT REPORT (CERTIFICATION)	Approved by: Quality Manager
Test Report S/N: 1C2004270030-12.BCG	Test Dates: 07/16/2020 - 09/08/2020	EUT Type: Tablet Device	Page 293 of 344

7.6.11 Antenna 1b Radiated Band Edge Measurements (40MHz BW)

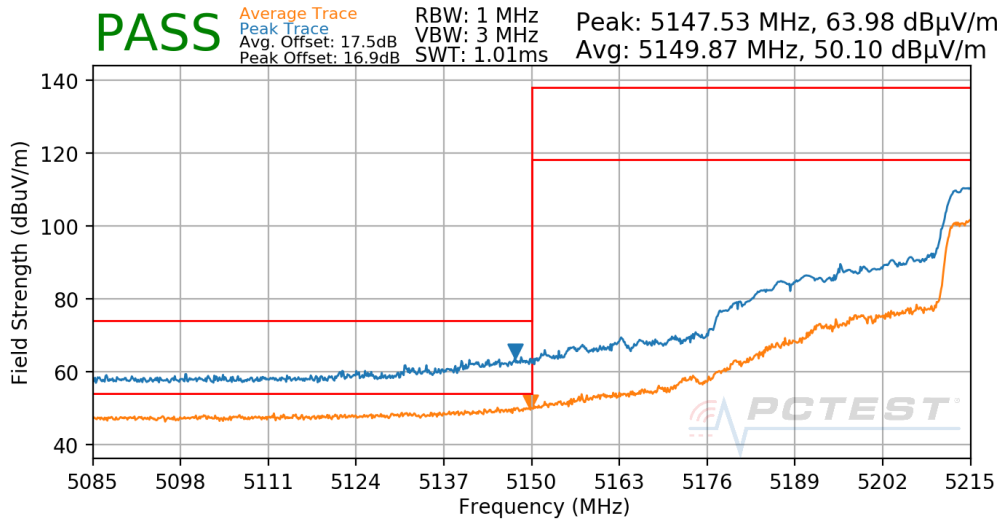
§15.407(b.1)(b.2) §15.205 §15.209; RSS-Gen [8.9]

Worst Case Mode:	802.11n
Worst Case Transfer Rate:	MCS7
Distance of Measurements:	3 Meters
Operating Frequency:	5190MHz
Channel:	38



Plot 7-441. Radiated Lower Band Edge Plot Antenna 1b (UNII Band 1)

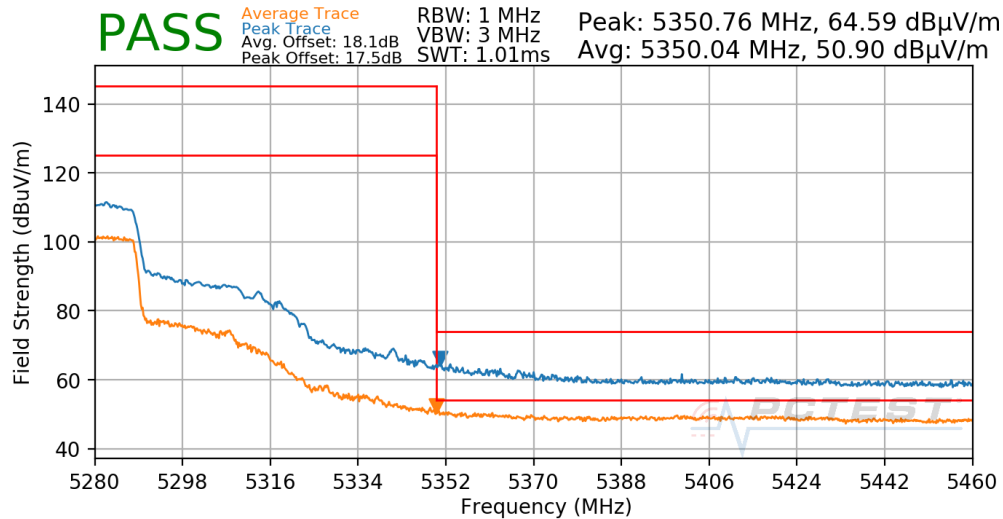
Worst Case Mode:	802.11n
Worst Case Transfer Rate:	MCS7
Distance of Measurements:	3 Meters
Operating Frequency:	5230MHz
Channel:	46



Plot 7-442. Radiated Lower Band Edge Plot Antenna 1b (UNII Band 1)

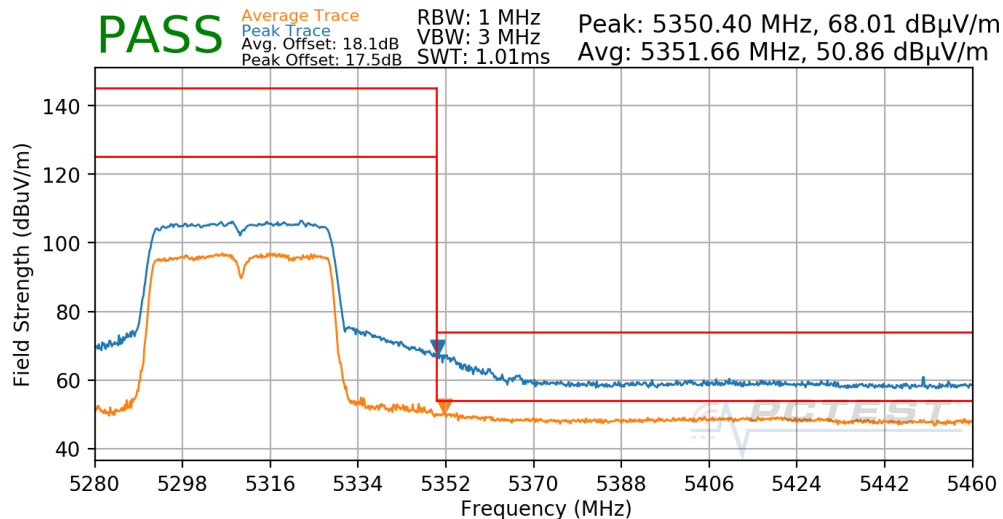
FCC ID: BCGA2072	PCTEST Proud to be part of element	MEASUREMENT REPORT (CERTIFICATION)	Approved by: Quality Manager
Test Report S/N: 1C2004270030-12.BCG	Test Dates: 07/16/2020 - 09/08/2020	EUT Type: Tablet Device	Page 294 of 344

Worst Case Mode: 802.11n
Worst Case Transfer Rate: MCS7
Distance of Measurements: 3 Meters
Operating Frequency: 5270MHz
Channel: 54



Plot 7-443. Radiated Upper Band Edge Plot Antenna 1b (UNII Band 2A)

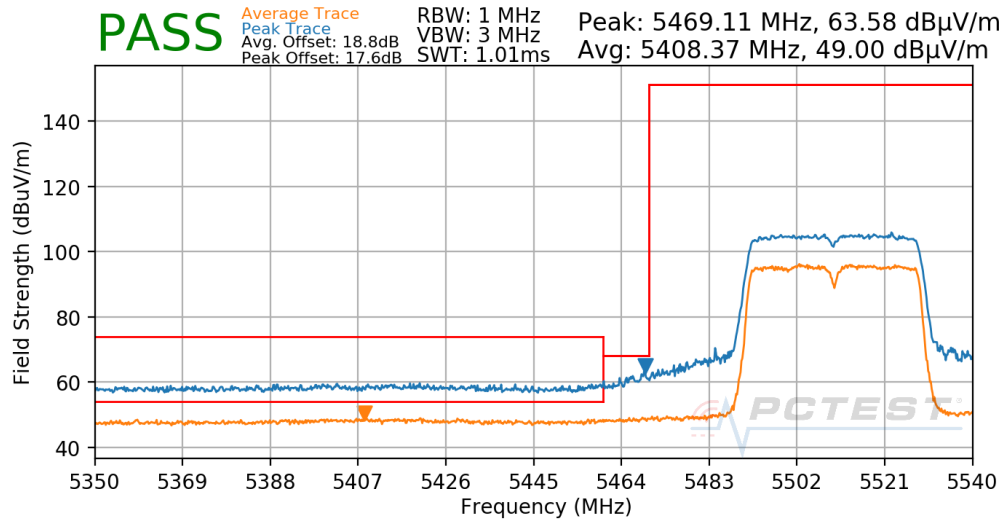
Worst Case Mode: 802.11n
Worst Case Transfer Rate: MCS7
Distance of Measurements: 3 Meters
Operating Frequency: 5310MHz
Channel: 62



Plot 7-444. Radiated Upper Band Edge Plot Antenna 1b (UNII Band 2A)

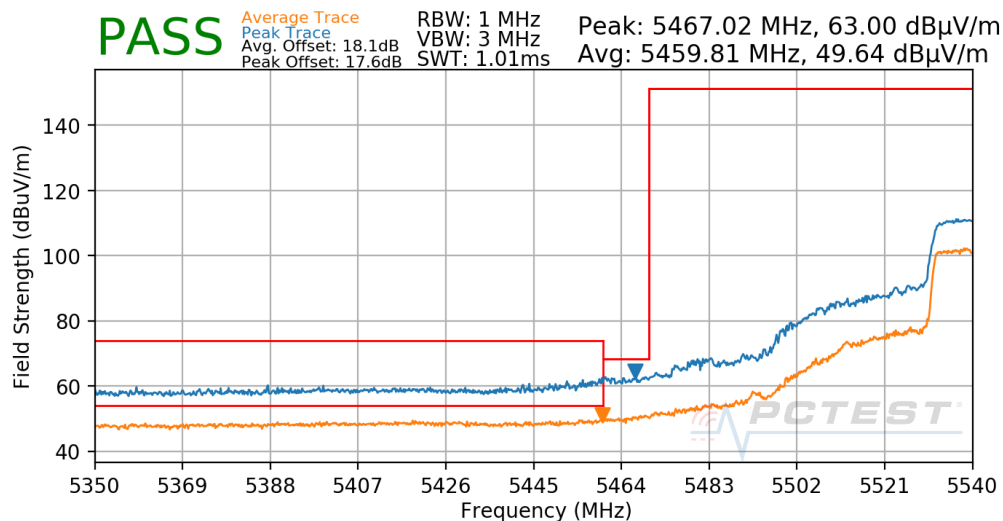
FCC ID: BCGA2072	PCTEST Proud to be part of element	MEASUREMENT REPORT (CERTIFICATION)	Approved by: Quality Manager
Test Report S/N: 1C2004270030-12.BCG	Test Dates: 07/16/2020 - 09/08/2020	EUT Type: Tablet Device	Page 295 of 344

Worst Case Mode: 802.11n
Worst Case Transfer Rate: MCS7
Distance of Measurements: 3 Meters
Operating Frequency: 5510MHz
Channel: 102



Plot 7-445. Radiated Lower Band Edge Plot Antenna 1b (UNII Band 2C)

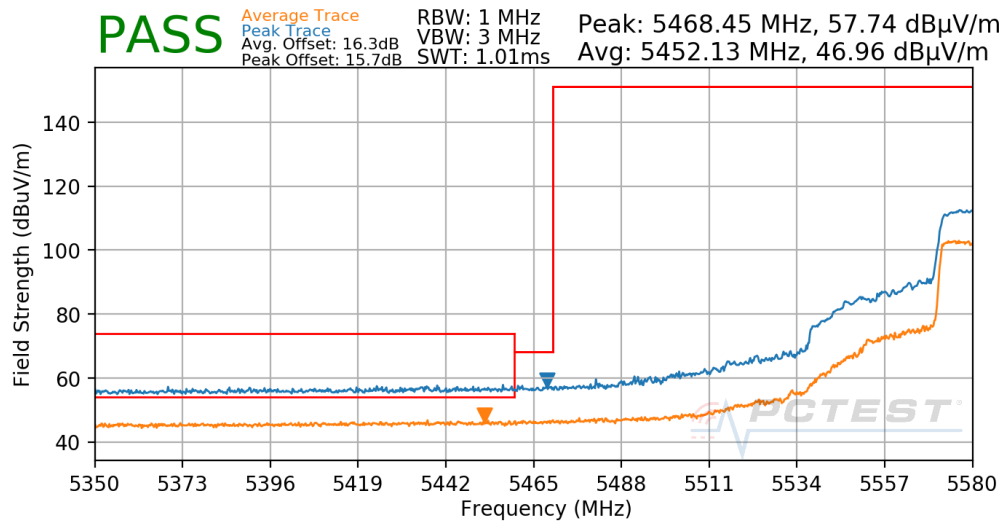
Worst Case Mode: 802.11n
Worst Case Transfer Rate: MCS7
Distance of Measurements: 3 Meters
Operating Frequency: 5550MHz
Channel: 110



Plot 7-446. Radiated Lower Band Edge Plot Antenna 1b (UNII Band 2C)

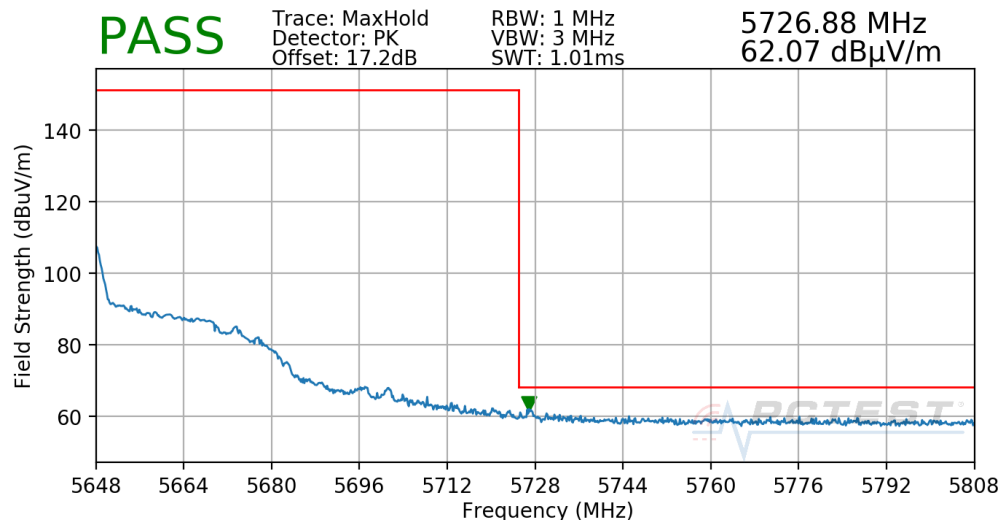
FCC ID: BCGA2072		MEASUREMENT REPORT (CERTIFICATION)	Approved by: Quality Manager
Test Report S/N: 1C2004270030-12.BCG	Test Dates: 07/16/2020 - 09/08/2020	EUT Type: Tablet Device	Page 296 of 344

Worst Case Mode: 802.11n
Worst Case Transfer Rate: MCS7
Distance of Measurements: 3 Meters
Operating Frequency: 5590MHz (FCC only)
Channel: 118



Plot 7-447. Radiated Lower Band Edge Plot Antenna 1b (UNII Band 2C)

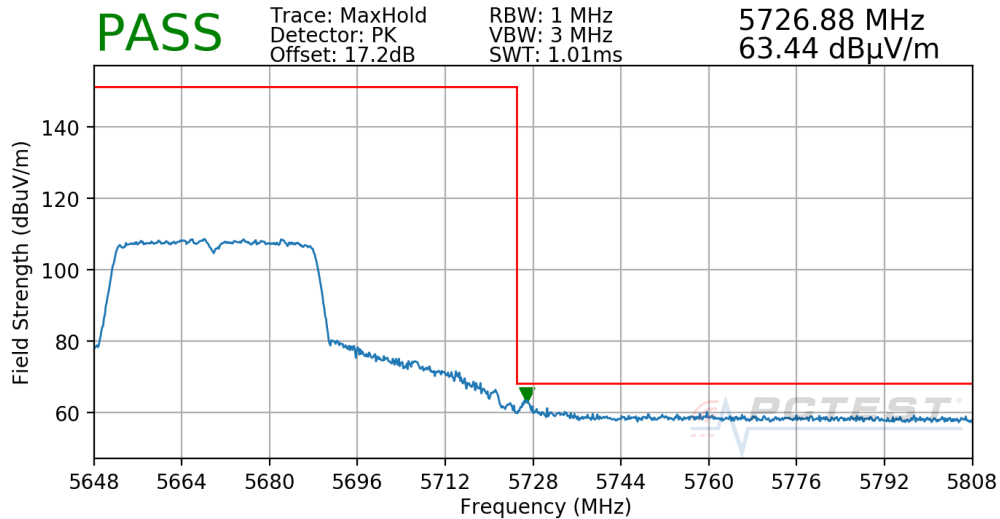
Worst Case Mode: 802.11n
Worst Case Transfer Rate: MCS7
Distance of Measurements: 3 Meters
Operating Frequency: 5630MHz (FCC only)
Channel: 126



Plot 7-448. Radiated Upper Band Edge Plot Antenna 1b (Peak - UNII Band 2C)

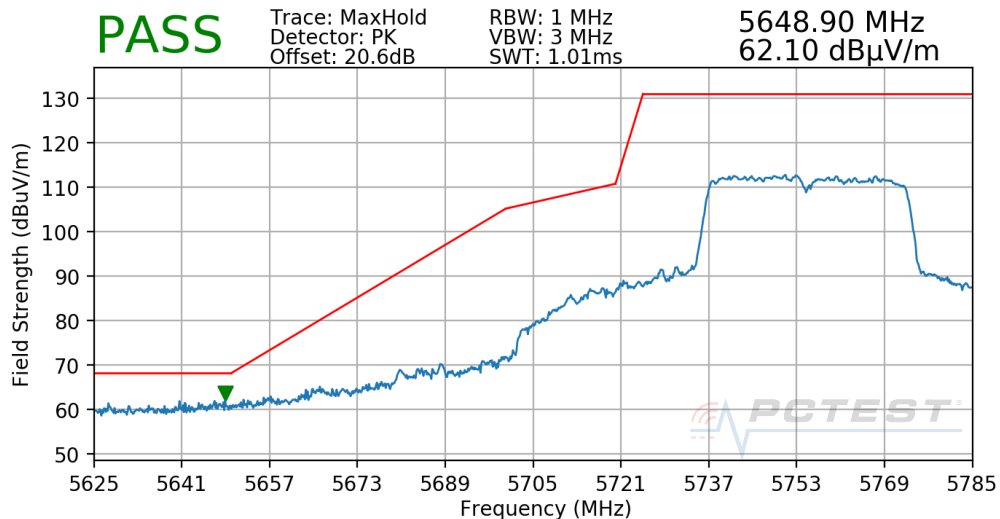
FCC ID: BCGA2072	PCTEST Proud to be part of element	MEASUREMENT REPORT (CERTIFICATION)	Approved by: Quality Manager
Test Report S/N: 1C2004270030-12.BCG	Test Dates: 07/16/2020 - 09/08/2020	EUT Type: Tablet Device	Page 297 of 344

Worst Case Mode: 802.11n
Worst Case Transfer Rate: MCS7
Distance of Measurements: 3 Meters
Operating Frequency: 5670MHz
Channel: 134



Plot 7-449. Radiated Upper Band Edge Plot Antenna 1b (Peak - UNII Band 2C)

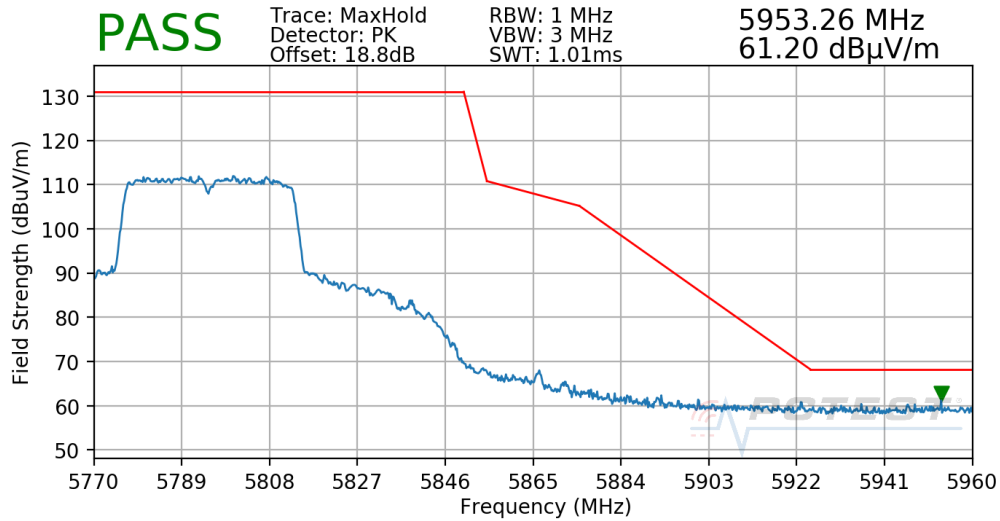
Worst Case Mode: 802.11n
Worst Case Transfer Rate: MCS7
Distance of Measurements: 3 Meters
Operating Frequency: 5755MHz
Channel: 151



Plot 7-450. Radiated Lower Band Edge Plot Antenna 1b (Peak - UNII Band 3)

FCC ID: BCGA2072	PCTEST Proud to be part of element	MEASUREMENT REPORT (CERTIFICATION)	Approved by: Quality Manager
Test Report S/N: 1C2004270030-12.BCG	Test Dates: 07/16/2020 - 09/08/2020	EUT Type: Tablet Device	Page 298 of 344

Worst Case Mode: 802.11n
Worst Case Transfer Rate: MCS7
Distance of Measurements: 3 Meters
Operating Frequency: 5795MHz
Channel: 159



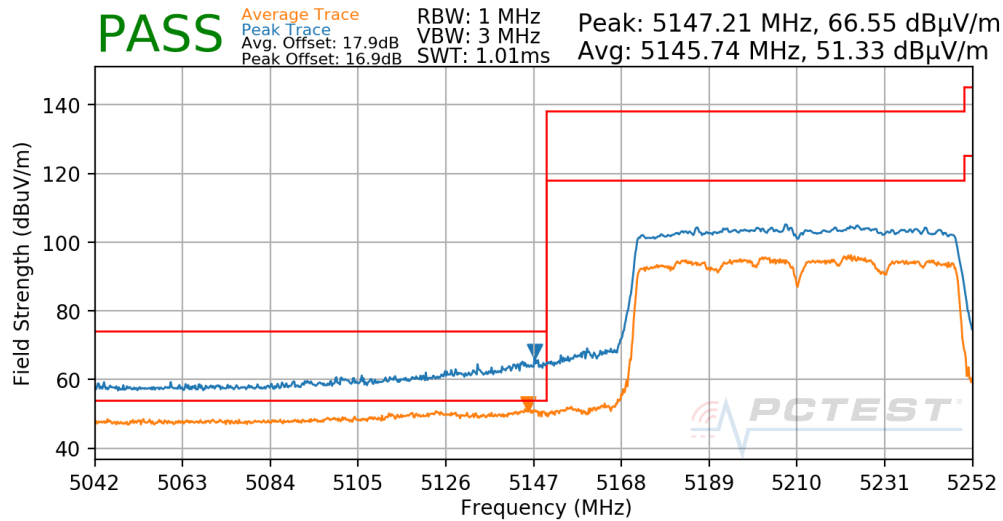
Plot 7-451. Radiated Upper Band Edge Plot Antenna 1b (Peak – UNII Band 3)

FCC ID: BCGA2072	 PCTEST Proud to be part of 	MEASUREMENT REPORT (CERTIFICATION)	Approved by: Quality Manager
Test Report S/N: 1C2004270030-12.BCG	Test Dates: 07/16/2020 - 09/08/2020	EUT Type: Tablet Device	Page 299 of 344

7.6.12 Antenna 1b Radiated Band Edge Measurements (80MHz BW)

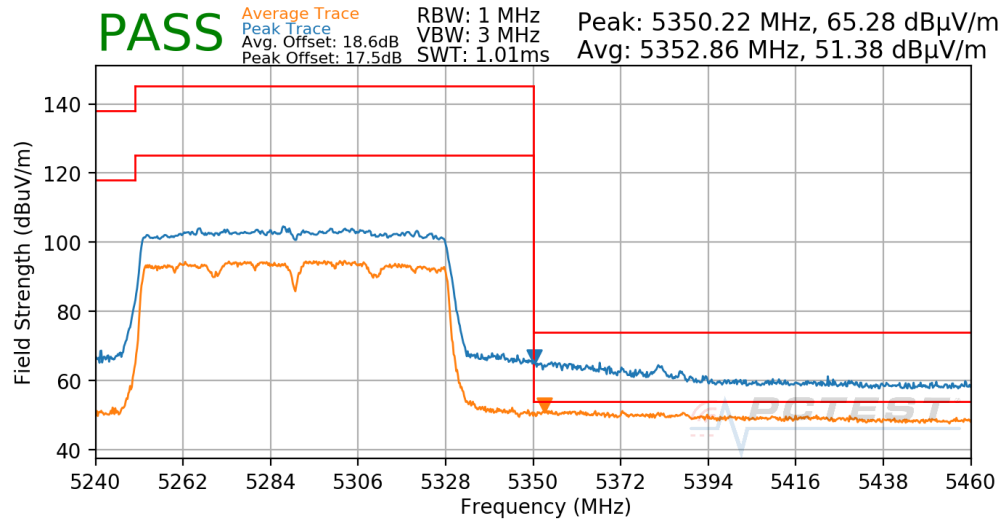
§15.407(b.1)(b.2) §15.205 §15.209; RSS-Gen [8.9]

Worst Case Mode:	802.11ac
Worst Case Transfer Rate:	MCS9
Distance of Measurements:	3 Meters
Operating Frequency:	5210MHz
Channel:	42



Plot 7-452. Radiated Lower Band Edge Plot Antenna 1b (UNII Band 1)

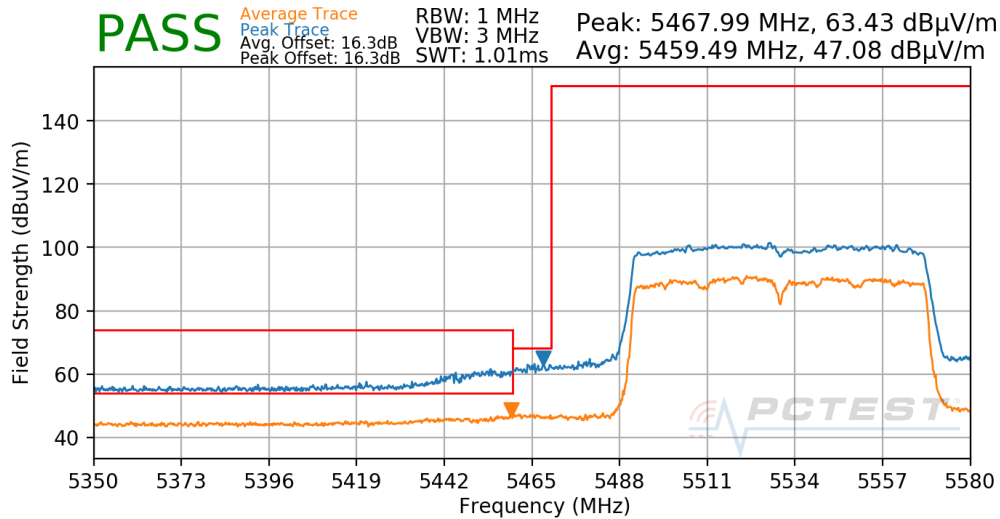
Worst Case Mode:	802.11ac
Worst Case Transfer Rate:	MCS9
Distance of Measurements:	3 Meters
Operating Frequency:	5290MHz
Channel:	58



Plot 7-453. Radiated Upper Band Edge Plot Antenna 1b (UNII Band 2A)

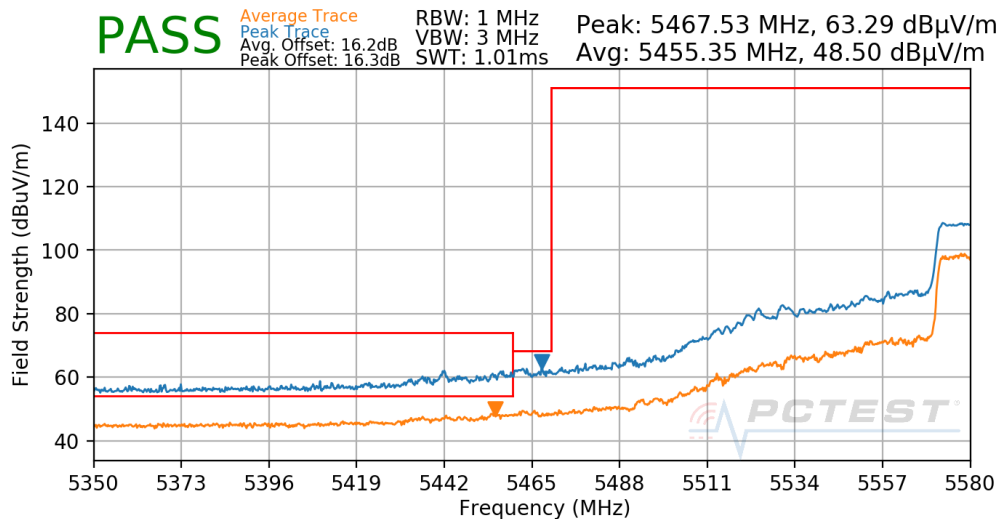
FCC ID: BCGA2072	PCTEST Proud to be part of element	MEASUREMENT REPORT (CERTIFICATION)	Approved by: Quality Manager
Test Report S/N: 1C2004270030-12.BCG	Test Dates: 07/16/2020 - 09/08/2020	EUT Type: Tablet Device	Page 300 of 344

Worst Case Mode: 802.11ac
Worst Case Transfer Rate: MCS9
Distance of Measurements: 3 Meters
Operating Frequency: 5530MHz
Channel: 106



Plot 7-454. Radiated Lower Band Edge Plot Antenna 1b (UNII Band 2C)

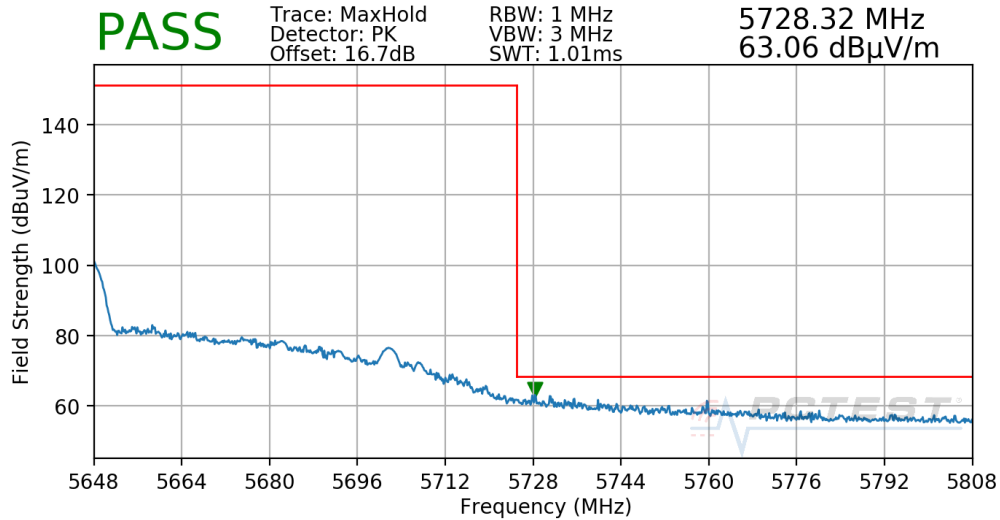
Worst Case Mode: 802.11ac
Worst Case Transfer Rate: MCS9
Distance of Measurements: 3 Meters
Operating Frequency: 5610MHz (FCC only)
Channel: 122



Plot 7-455. Radiated Lower Band Edge Plot Antenna 1b (UNII Band 2C)

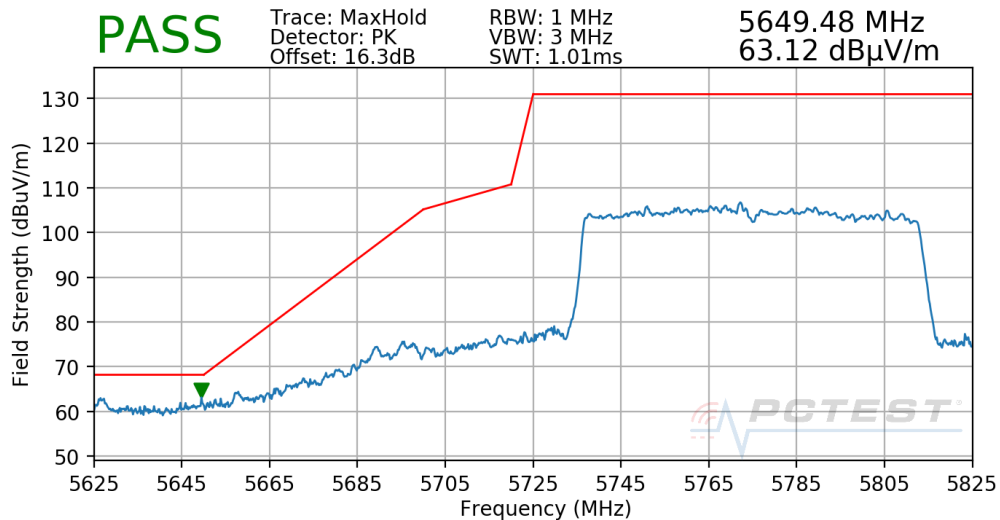
FCC ID: BCGA2072	PCTEST Proud to be part of element	MEASUREMENT REPORT (CERTIFICATION)	Approved by: Quality Manager
Test Report S/N: 1C2004270030-12.BCG	Test Dates: 07/16/2020 - 09/08/2020	EUT Type: Tablet Device	Page 301 of 344

Worst Case Mode: 802.11ac
Worst Case Transfer Rate: MCS9
Distance of Measurements: 3 Meters
Operating Frequency: 5610MHz (FCC only)
Channel: 122



Plot 7-456. Radiated Upper Band Edge Plot Antenna 1b (UNII Band 2C)

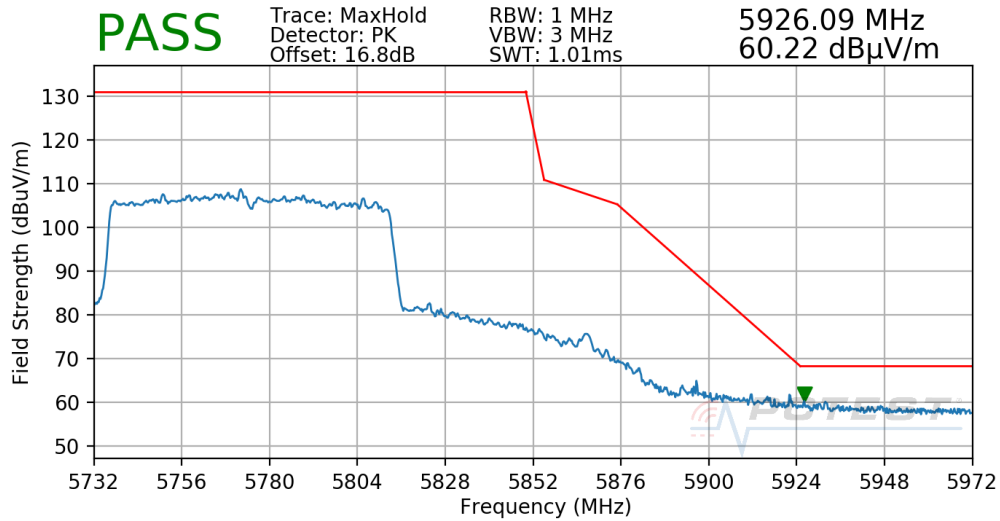
Worst Case Mode: 802.11ac
Worst Case Transfer Rate: MCS9
Distance of Measurements: 3 Meters
Operating Frequency: 5775MHz
Channel: 155



Plot 7-457. Radiated Lower Band Edge Plot Antenna 1b (Peak - UNII Band 3)

FCC ID: BCGA2072	PCTEST Proud to be part of element	MEASUREMENT REPORT (CERTIFICATION)	Approved by: Quality Manager
Test Report S/N: 1C2004270030-12.BCG	Test Dates: 07/16/2020 - 09/08/2020	EUT Type: Tablet Device	Page 302 of 344

Worst Case Mode: 802.11ac
Worst Case Transfer Rate: MCS9
Distance of Measurements: 3 Meters
Operating Frequency: 5775MHz
Channel: 155



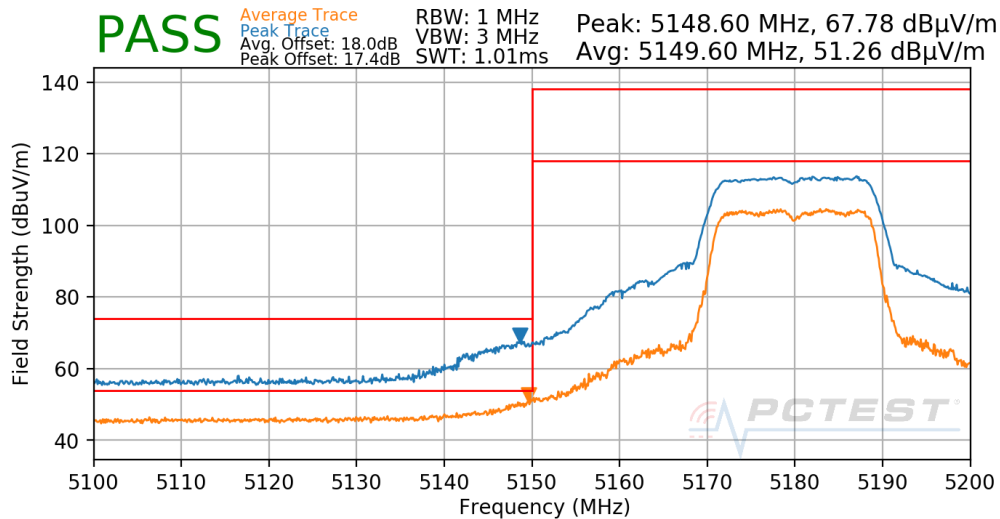
Plot 7-458. Radiated Upper Band Edge Plot Antenna 1b (Peak – UNII Band 3)

FCC ID: BCGA2072	 PCTEST Proud to be part of 	MEASUREMENT REPORT (CERTIFICATION)	Approved by: Quality Manager
Test Report S/N: 1C2004270030-12.BCG	Test Dates: 07/16/2020 - 09/08/2020	EUT Type: Tablet Device	Page 303 of 344

7.6.13 CDD Primary Radiated Band Edge Measurements (20MHz BW)

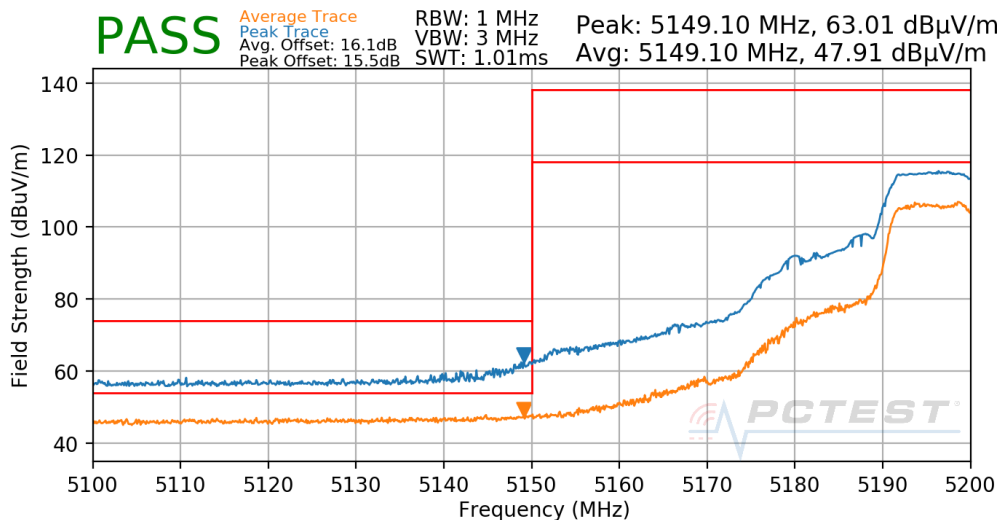
§15.407(b.1)(b.2) §15.205 §15.209; RSS-Gen [8.9]

Worst Case Mode: 802.11n
Worst Case Transfer Rate: MCS15
Distance of Measurements: 3 Meters
Operating Frequency: 5180MHz
Channel: 36



Plot 7-459. Radiated Lower Band Edge Plot CDD Primary (UNII Band 1)

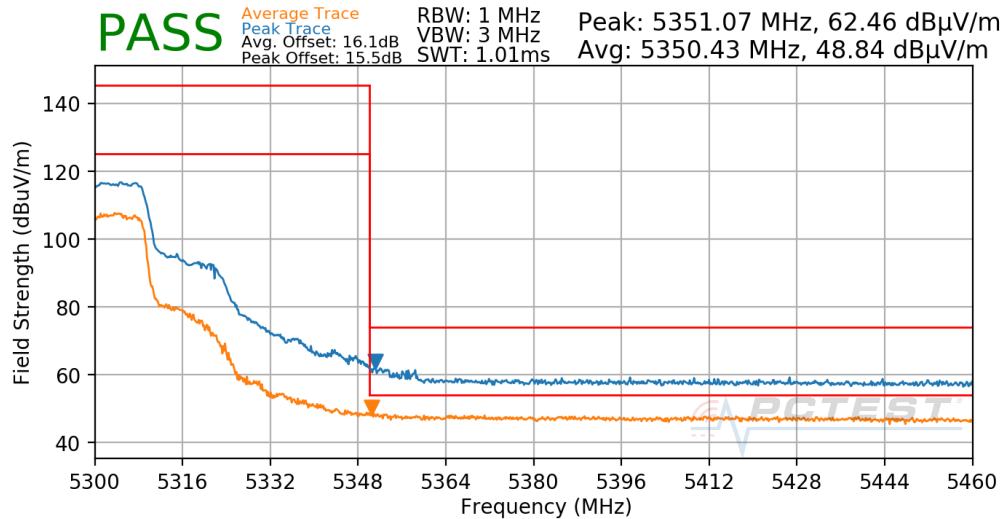
Worst Case Mode: 802.11n
Worst Case Transfer Rate: MCS15
Distance of Measurements: 3 Meters
Operating Frequency: 5200MHz
Channel: 40



Plot 7-460. Radiated Lower Band Edge Plot CDD Primary (UNII Band 1)

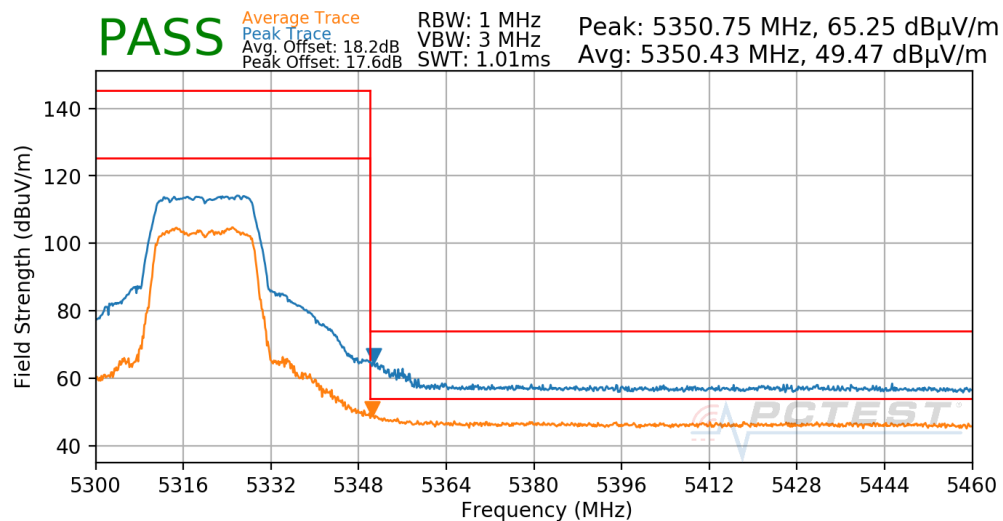
FCC ID: BCGA2072	PCTEST Proud to be part of element	MEASUREMENT REPORT (CERTIFICATION)	Approved by: Quality Manager
Test Report S/N: 1C2004270030-12.BCG	Test Dates: 07/16/2020 - 09/08/2020	EUT Type: Tablet Device	Page 304 of 344

Worst Case Mode: 802.11n
Worst Case Transfer Rate: MCS8
Distance of Measurements: 3 Meters
Operating Frequency: 5300MHz
Channel: 60



Plot 7-461. Radiated Upper Band Edge Plot CDD Primary (UNII Band 2A)

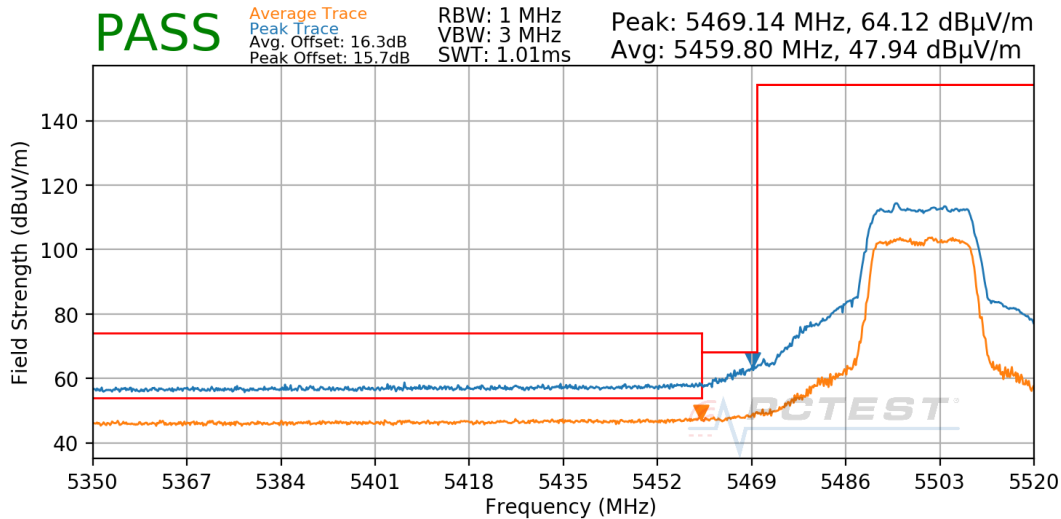
Worst Case Mode: 802.11n
Worst Case Transfer Rate: MCS15
Distance of Measurements: 3 Meters
Operating Frequency: 5320MHz
Channel: 64



Plot 7-462. Radiated Upper Band Edge Plot CDD Primary (UNII Band 2A)

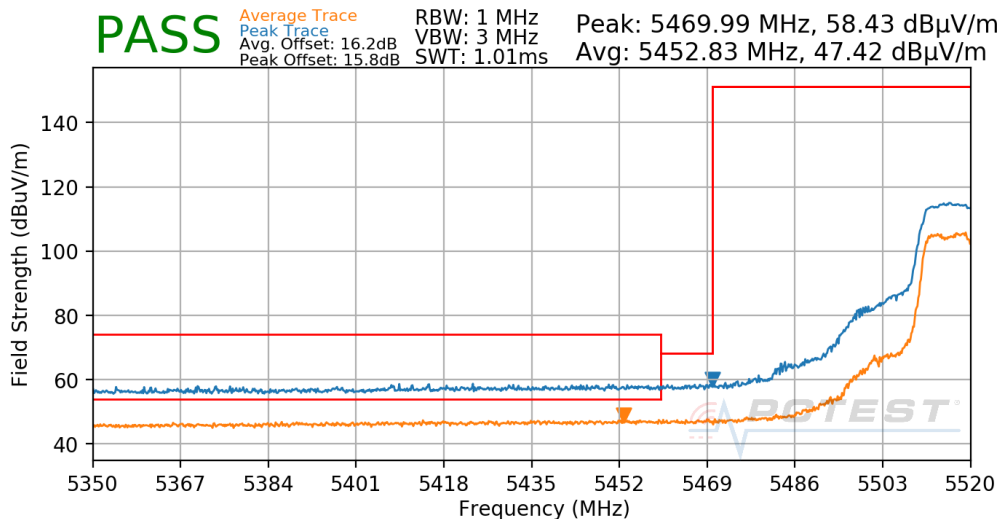
FCC ID: BCGA2072	PCTEST Proud to be part of element	MEASUREMENT REPORT (CERTIFICATION)	Approved by: Quality Manager
Test Report S/N: 1C2004270030-12.BCG	Test Dates: 07/16/2020 - 09/08/2020	EUT Type: Tablet Device	Page 305 of 344

Worst Case Mode: 802.11n
Worst Case Transfer Rate: MCS15
Distance of Measurements: 3 Meters
Operating Frequency: 5500MHz
Channel: 100



Plot 7-463. Radiated Lower Band Edge Plot CDD Primary (UNII Band 2C)

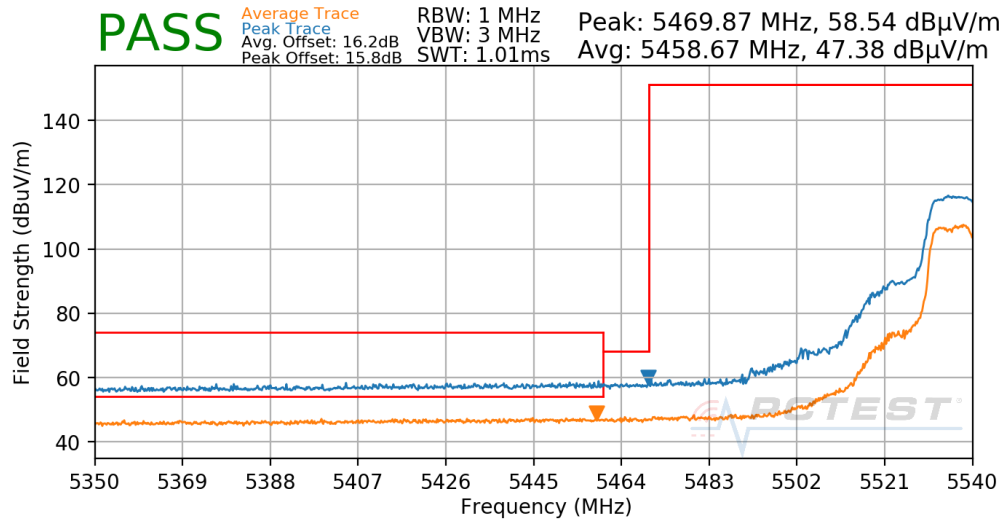
Worst Case Mode: 802.11n
Worst Case Transfer Rate: MCS8
Distance of Measurements: 3 Meters
Operating Frequency: 5520MHz
Channel: 104



Plot 7-464. Radiated Lower Band Edge Plot CDD Primary (UNII Band 2C)

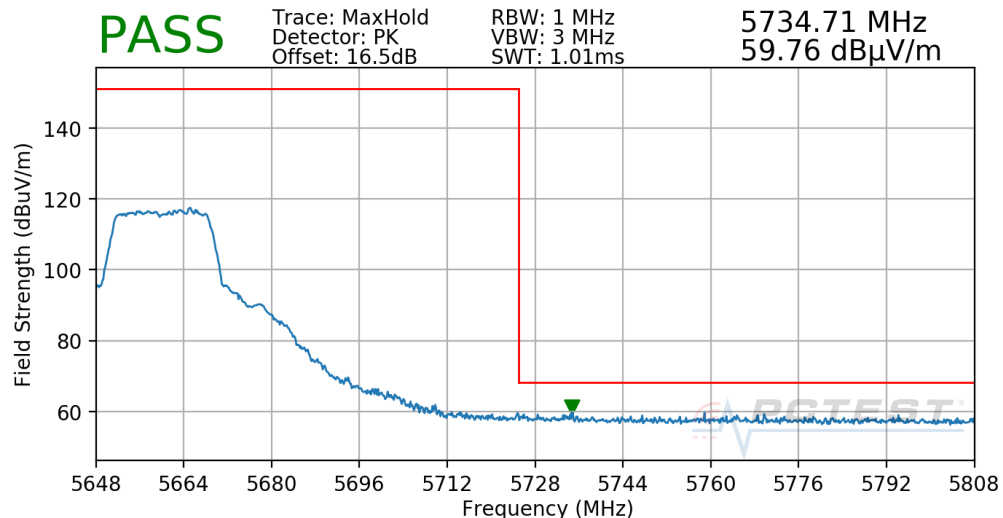
FCC ID: BCGA2072	PCTEST Proud to be part of element	MEASUREMENT REPORT (CERTIFICATION)	Approved by: Quality Manager
Test Report S/N: 1C2004270030-12.BCG	Test Dates: 07/16/2020 - 09/08/2020	EUT Type: Tablet Device	Page 306 of 344

Worst Case Mode: 802.11n
Worst Case Transfer Rate: MCS8
Distance of Measurements: 3 Meters
Operating Frequency: 5540MHz
Channel: 108



Plot 7-465. Radiated Lower Band Edge Plot CDD Primary (UNII Band 2C)

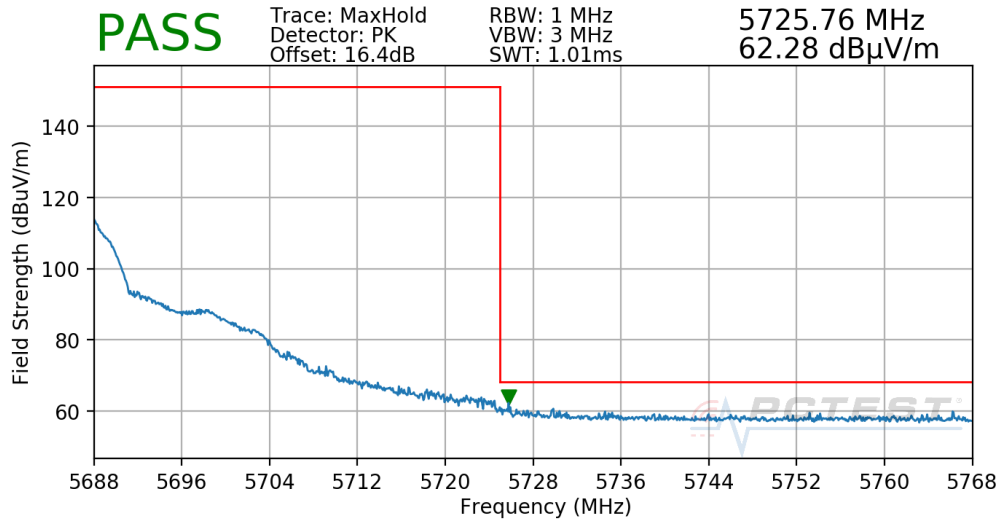
Worst Case Mode: 802.11n
Worst Case Transfer Rate: MCS8
Distance of Measurements: 3 Meters
Operating Frequency: 5660MHz
Channel: 132



Plot 7-466. Radiated Upper Band Edge Plot CDD Primary (Peak – UNII Band 2C)

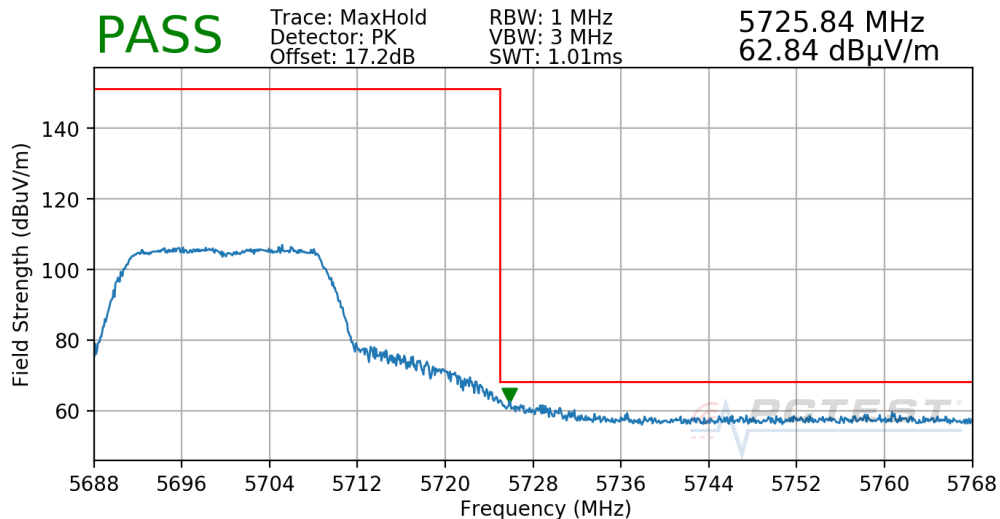
FCC ID: BCGA2072	PCTEST Proud to be part of element	MEASUREMENT REPORT (CERTIFICATION)	Approved by: Quality Manager
Test Report S/N: 1C2004270030-12.BCG	Test Dates: 07/16/2020 - 09/08/2020	EUT Type: Tablet Device	Page 307 of 344

Worst Case Mode: 802.11n
Worst Case Transfer Rate: MCS8
Distance of Measurements: 3 Meters
Operating Frequency: 5680MHz
Channel: 136



Plot 7-467. Radiated Upper Band Edge Plot CDD Primary (Peak – UNII Band 2C)

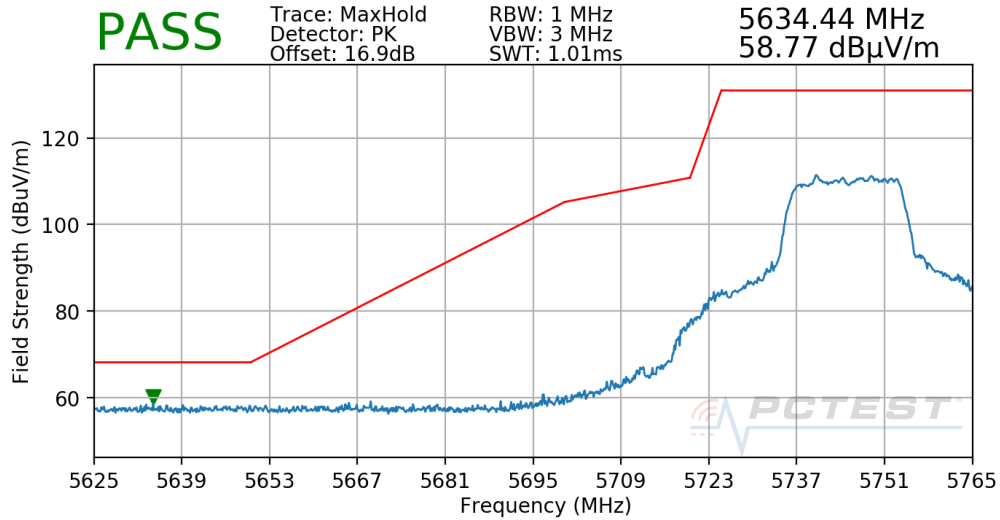
Worst Case Mode: 802.11n
Worst Case Transfer Rate: MCS15
Distance of Measurements: 3 Meters
Operating Frequency: 5700MHz
Channel: 140



Plot 7-468. Radiated Upper Band Edge Plot CDD Primary (Peak – UNII Band 2C)

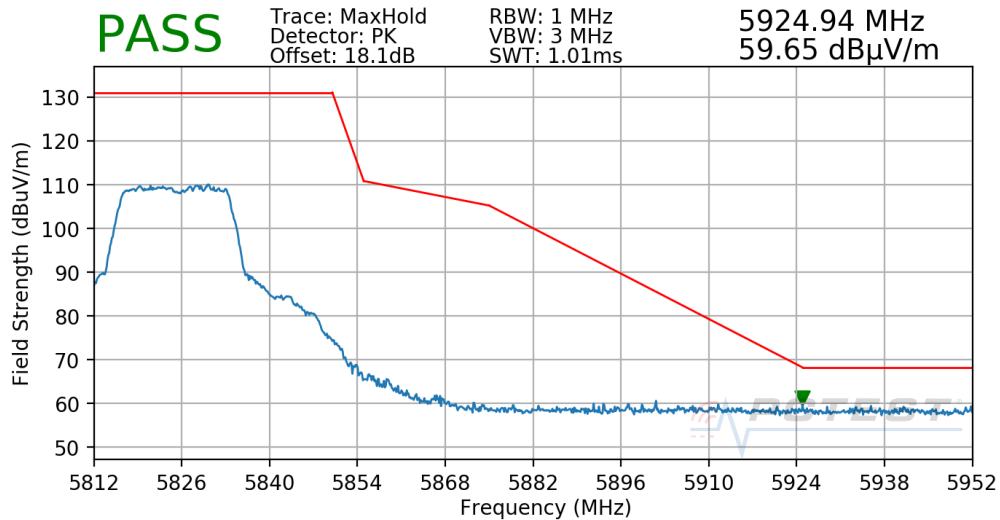
FCC ID: BCGA2072	PCTEST Proud to be part of element	MEASUREMENT REPORT (CERTIFICATION)	Approved by: Quality Manager
Test Report S/N: 1C2004270030-12.BCG	Test Dates: 07/16/2020 - 09/08/2020	EUT Type: Tablet Device	Page 308 of 344

Worst Case Mode: 802.11n
Worst Case Transfer Rate: MCS15
Distance of Measurements: 3 Meters
Operating Frequency: 5745MHz
Channel: 149



Plot 7-469. Radiated Lower Band Edge Plot CDD Primary (Peak – UNII Band 3)

Worst Case Mode: 802.11n
Worst Case Transfer Rate: MCS15
Distance of Measurements: 3 Meters
Operating Frequency: 5825MHz
Channel: 165

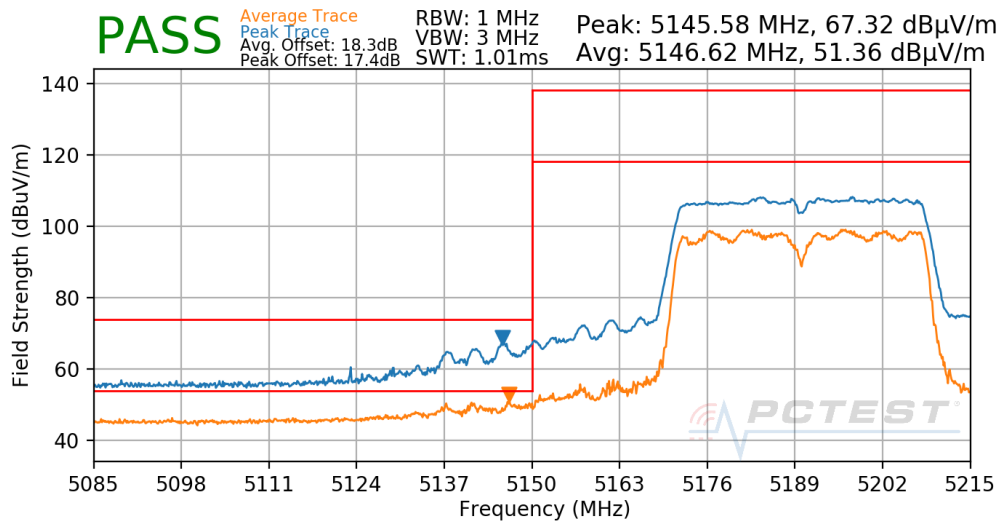


Plot 7-470. Radiated Upper Band Edge Plot CDD Primary (Peak – UNII Band 3)

FCC ID: BCGA2072	PCTEST Proud to be part of element	MEASUREMENT REPORT (CERTIFICATION)	Approved by: Quality Manager
Test Report S/N: 1C2004270030-12.BCG	Test Dates: 07/16/2020 - 09/08/2020	EUT Type: Tablet Device	Page 309 of 344

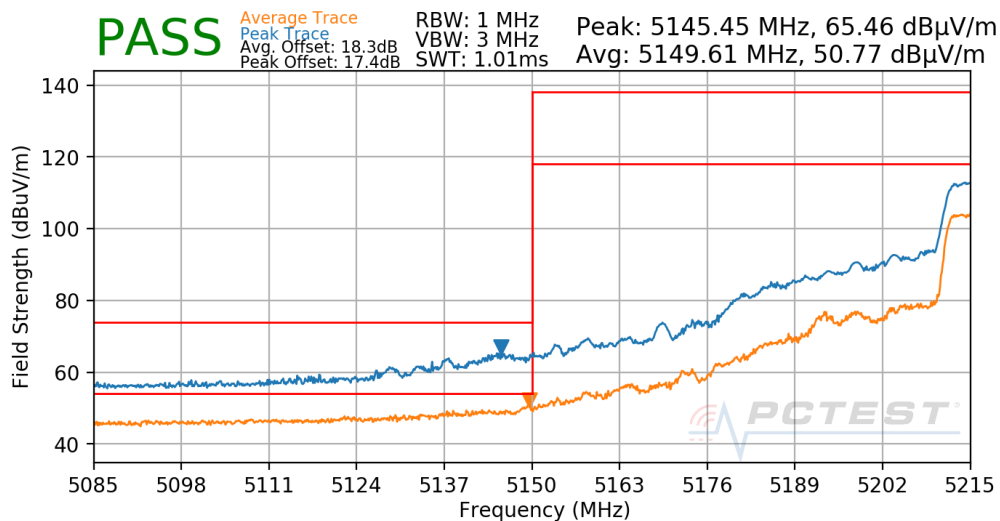
7.6.14 CDD Primary Radiated Band Edge Measurements (40MHz BW) §15.407(b.1)(b.2) §15.205 §15.209; RSS-Gen [8.9]

Worst Case Mode: 802.11n
Worst Case Transfer Rate: MCS15
Distance of Measurements: 3 Meters
Operating Frequency: 5190MHz
Channel: 38



Plot 7-471. Radiated Lower Band Edge Plot CDD Primary (UNII Band 1)

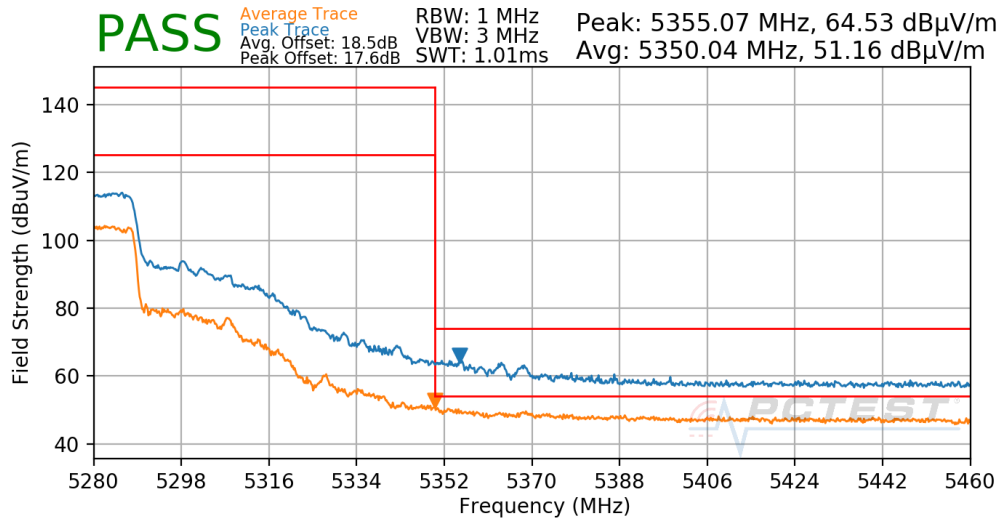
Worst Case Mode: 802.11n
Worst Case Transfer Rate: MCS15
Distance of Measurements: 3 Meters
Operating Frequency: 5230MHz
Channel: 46



Plot 7-472. Radiated Lower Band Edge Plot CDD Primary (UNII Band 1)

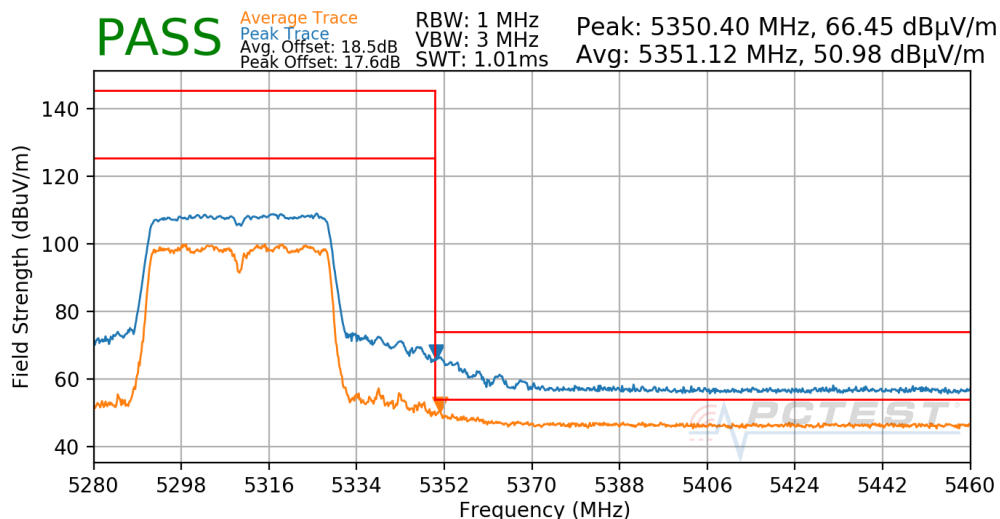
FCC ID: BCGA2072		MEASUREMENT REPORT (CERTIFICATION)	Approved by: Quality Manager
Test Report S/N: 1C2004270030-12.BCG	Test Dates: 07/16/2020 - 09/08/2020	EUT Type: Tablet Device	Page 310 of 344

Worst Case Mode: 802.11n
Worst Case Transfer Rate: MCS15
Distance of Measurements: 3 Meters
Operating Frequency: 5270MHz
Channel: 54



Plot 7-473. Radiated Upper Band Edge Plot CDD Primary (UNII Band 2A)

Worst Case Mode: 802.11n
Worst Case Transfer Rate: MCS15
Distance of Measurements: 3 Meters
Operating Frequency: 5310MHz
Channel: 62



Plot 7-474. Radiated Upper Band Edge Plot CDD Primary (UNII Band 2A)

FCC ID: BCGA2072	PCTEST Proud to be part of element	MEASUREMENT REPORT (CERTIFICATION)	Approved by: Quality Manager
Test Report S/N: 1C2004270030-12.BCG	Test Dates: 07/16/2020 - 09/08/2020	EUT Type: Tablet Device	Page 311 of 344