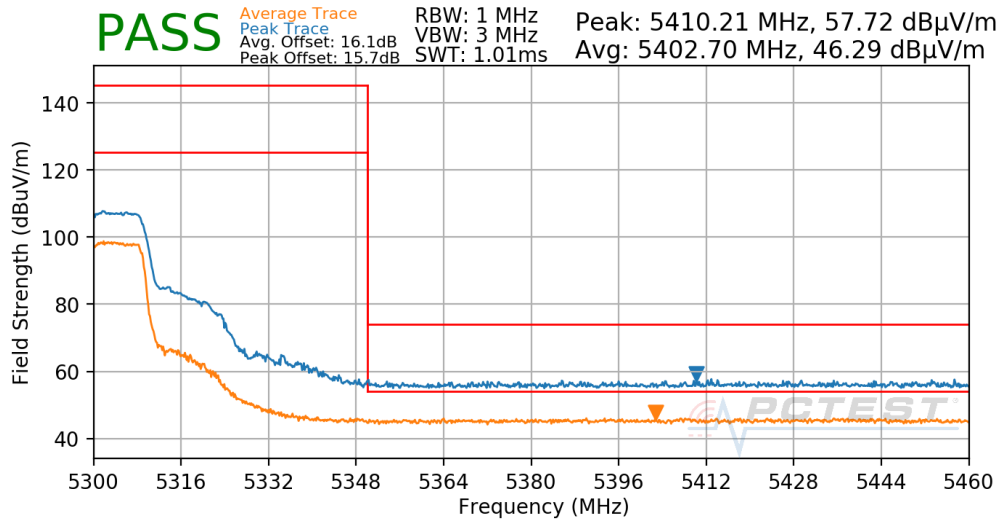
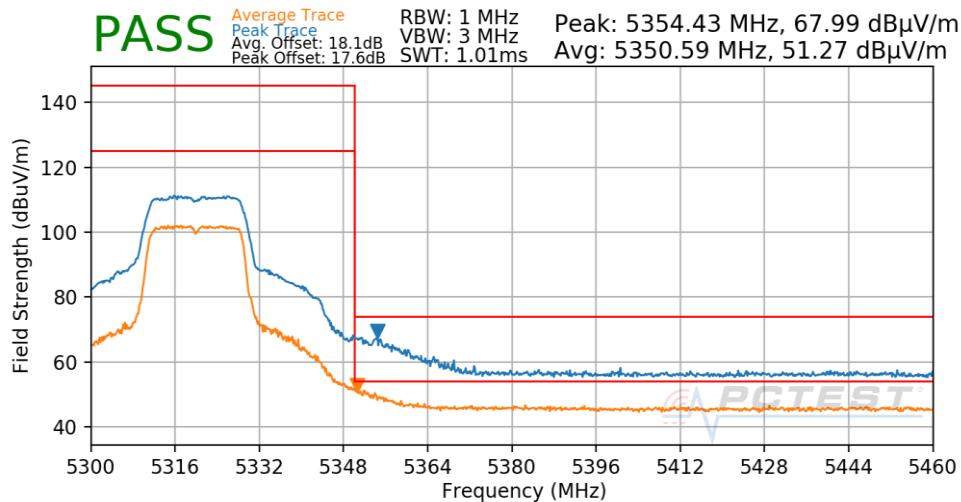


Worst Case Mode: 802.11n
Worst Case Transfer Rate: MCS7
Distance of Measurements: 3 Meters
Operating Frequency: 5300MHz
Channel: 60



Plot 7-371. Radiated Upper Band Edge Plot Antenna 2b (UNII Band 2A)

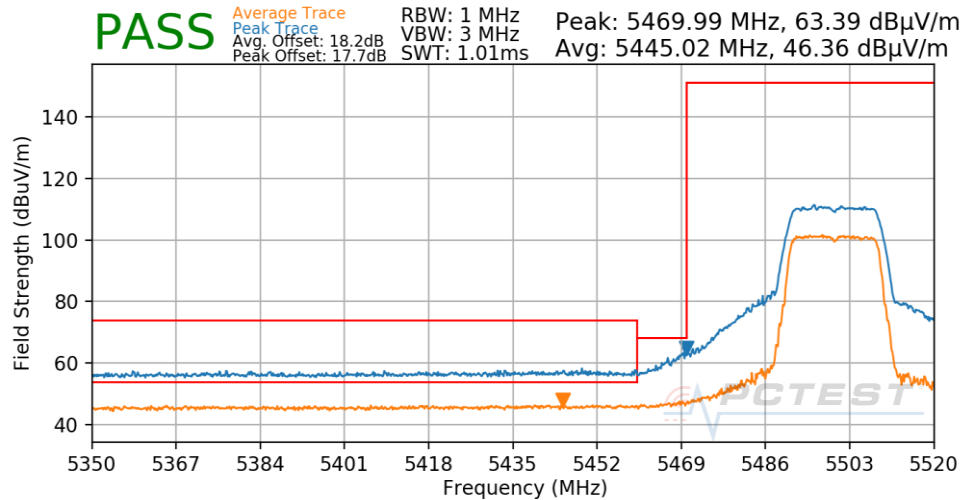
Worst Case Mode: 802.11n
Worst Case Transfer Rate: MCS7
Distance of Measurements: 3 Meters
Operating Frequency: 5320MHz
Channel: 64



Plot 7-372. Radiated Upper Band Edge Plot Antenna 2b (UNII Band 2A)

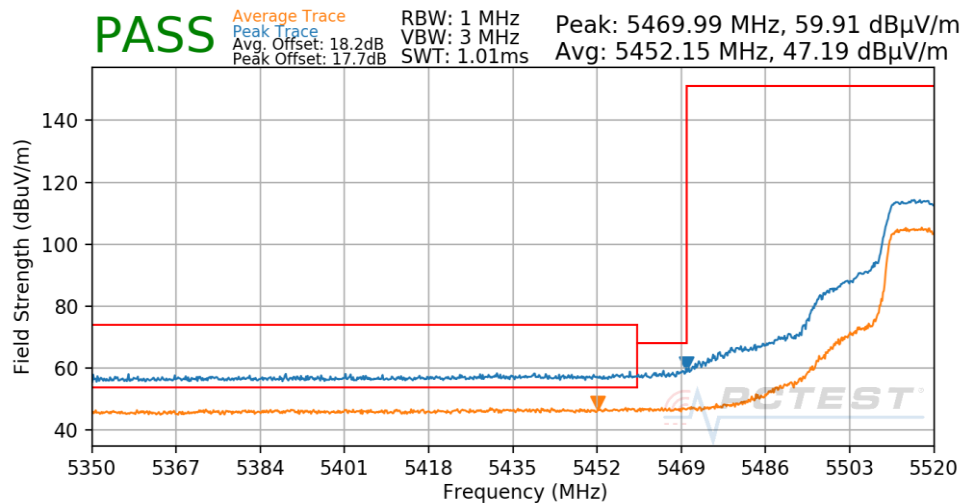
FCC ID: BCGA2072	PCTEST Proud to be part of element	MEASUREMENT REPORT (CERTIFICATION)	Approved by: Quality Manager
Test Report S/N: 1C2004270030-12.BCG	Test Dates: 07/16/2020 - 09/08/2020	EUT Type: Tablet Device	Page 257 of 344

Worst Case Mode: 802.11n
Worst Case Transfer Rate: MCS7
Distance of Measurements: 3 Meters
Operating Frequency: 5500MHz
Channel: 100



Plot 7-373. Radiated Lower Band Edge Plot Antenna 2b (UNII Band 2C)

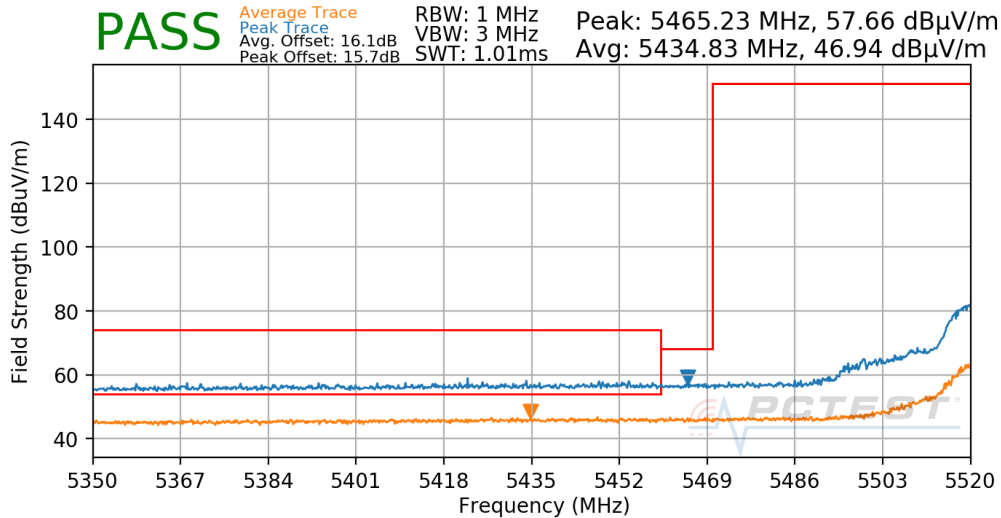
Worst Case Mode: 802.11n
Worst Case Transfer Rate: MCS7
Distance of Measurements: 3 Meters
Operating Frequency: 5520MHz
Channel: 104



Plot 7-374. Radiated Lower Band Edge Plot Antenna 2b (UNII Band 2C)

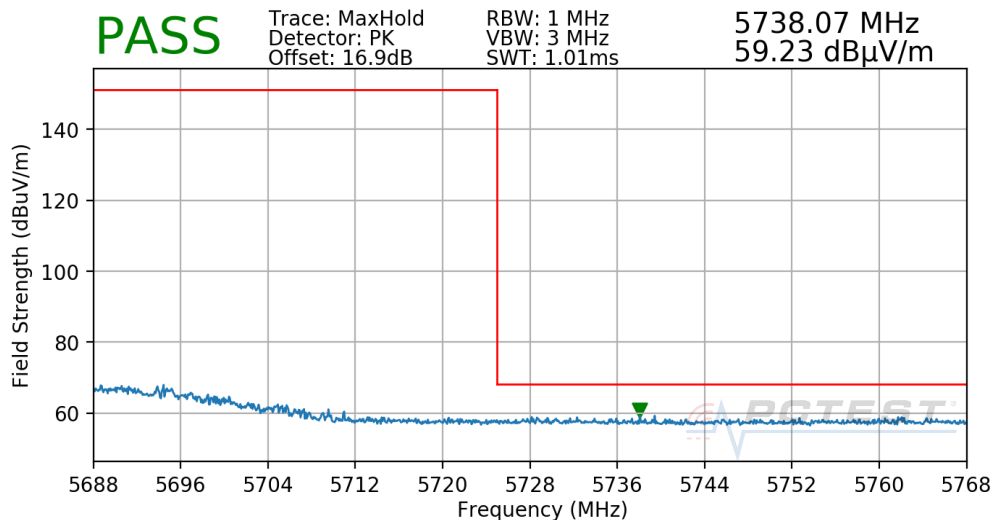
FCC ID: BCGA2072	PCTEST Proud to be part of element	MEASUREMENT REPORT (CERTIFICATION)	Approved by: Quality Manager
Test Report S/N: 1C2004270030-12.BCG	Test Dates: 07/16/2020 - 09/08/2020	EUT Type: Tablet Device	Page 258 of 344

Worst Case Mode: 802.11n
Worst Case Transfer Rate: MCS7
Distance of Measurements: 3 Meters
Operating Frequency: 5540MHz
Channel: 108



Plot 7-375. Radiated Lower Band Edge Plot Antenna 2b (UNII Band 2C)

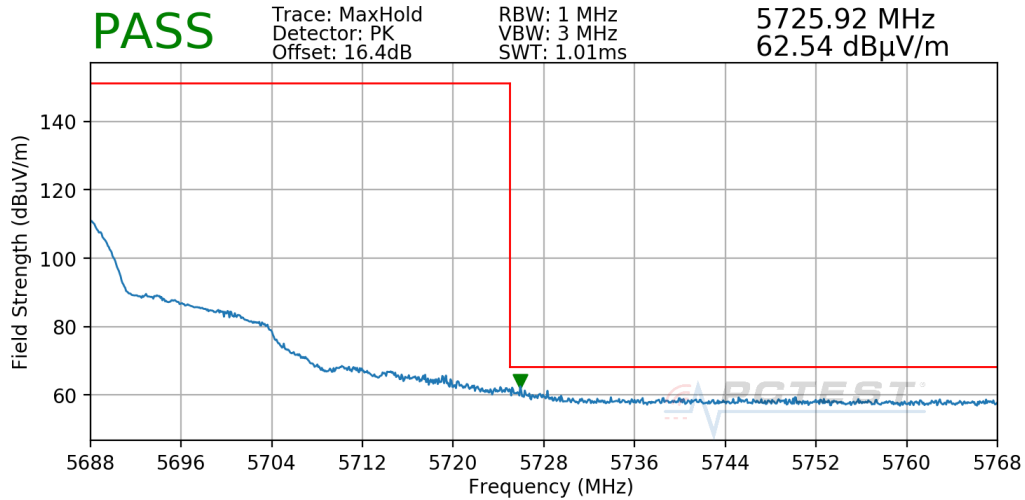
Worst Case Mode: 802.11n
Worst Case Transfer Rate: MCS7
Distance of Measurements: 3 Meters
Operating Frequency: 5660MHz
Channel: 132



Plot 7-376. Radiated Upper Band Edge Plot Antenna 2b (Peak - UNII Band 2C)

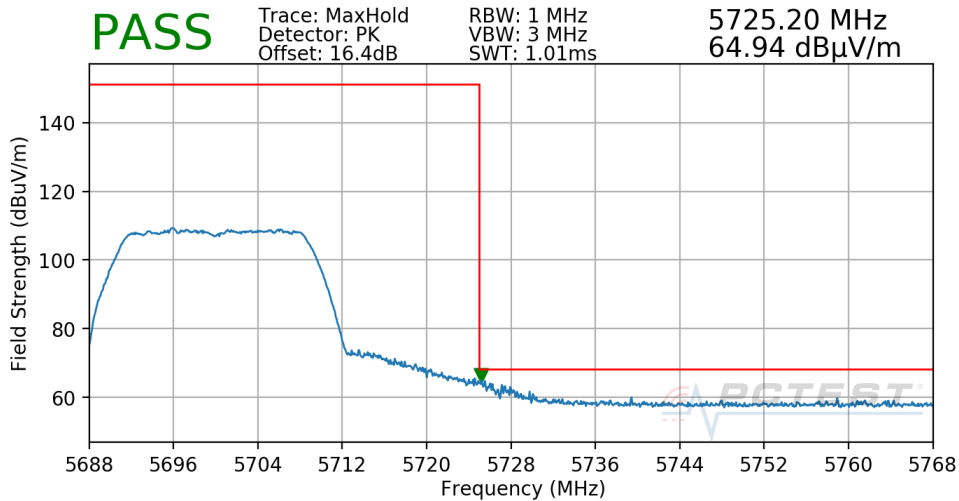
FCC ID: BCGA2072	PCTEST Proud to be part of element	MEASUREMENT REPORT (CERTIFICATION)	Approved by: Quality Manager
Test Report S/N: 1C2004270030-12.BCG	Test Dates: 07/16/2020 - 09/08/2020	EUT Type: Tablet Device	Page 259 of 344

Worst Case Mode: 802.11n
Worst Case Transfer Rate: MCS7
Distance of Measurements: 3 Meters
Operating Frequency: 5680MHz
Channel: 136



Plot 7-377. Radiated Upper Band Edge Plot Antenna 2b (Peak – UNII Band 2C)

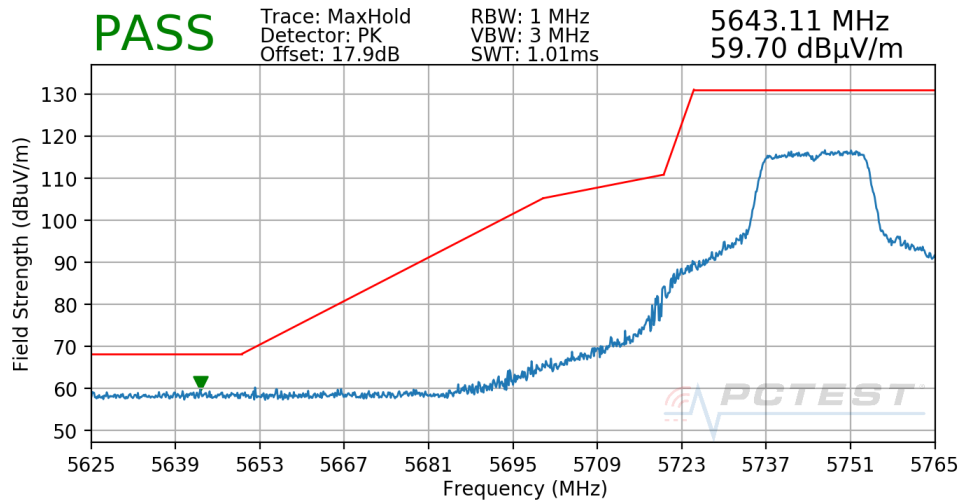
Worst Case Mode: 802.11n
Worst Case Transfer Rate: MCS7
Distance of Measurements: 3 Meters
Operating Frequency: 5700MHz
Channel: 140



Plot 7-378. Radiated Upper Band Edge Plot Antenna 2b (Peak – UNII Band 2C)

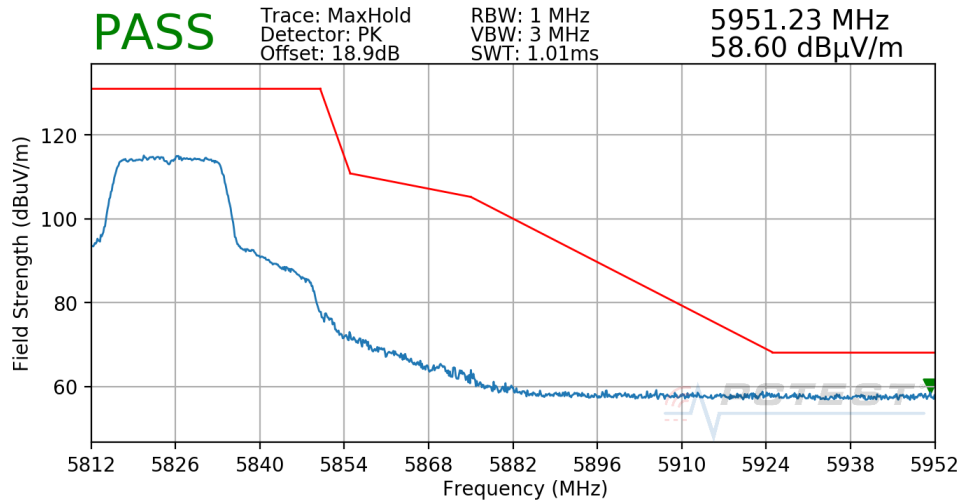
FCC ID: BCGA2072	PCTEST Proud to be part of element	MEASUREMENT REPORT (CERTIFICATION)	Approved by: Quality Manager
Test Report S/N: 1C2004270030-12.BCG	Test Dates: 07/16/2020 - 09/08/2020	EUT Type: Tablet Device	Page 260 of 344

Worst Case Mode: 802.11n
Worst Case Transfer Rate: MCS7
Distance of Measurements: 3 Meters
Operating Frequency: 5745MHz
Channel: 149



Plot 7-379. Radiated Lower Band Edge Plot Antenna 2b (Peak – UNII Band 3)

Worst Case Mode: 802.11n
Worst Case Transfer Rate: MCS7
Distance of Measurements: 3 Meters
Operating Frequency: 5825MHz
Channel: 165



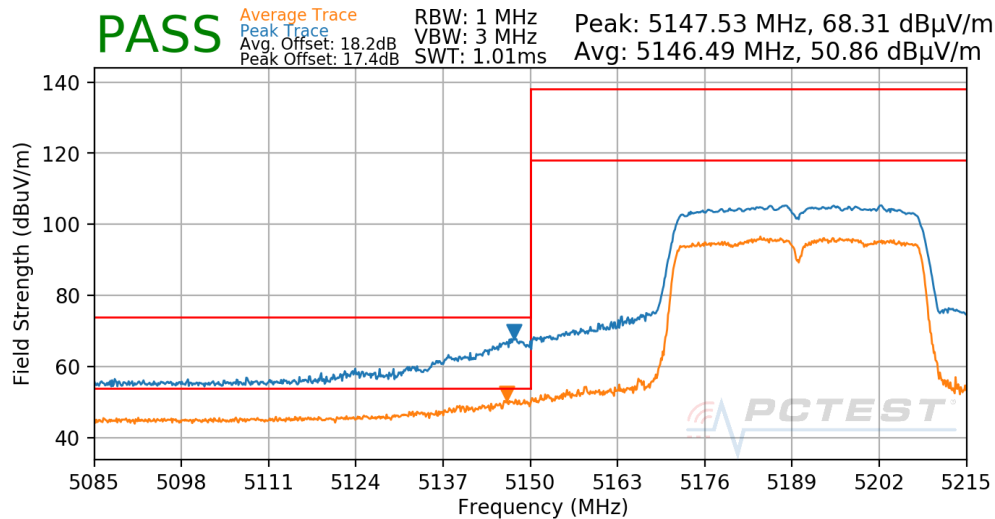
Plot 7-380. Radiated Upper Band Edge Plot Antenna 2b (Peak – UNII Band 3)

FCC ID: BCGA2072	PCTEST Proud to be part of element	MEASUREMENT REPORT (CERTIFICATION)	Approved by: Quality Manager
Test Report S/N: 1C2004270030-12.BCG	Test Dates: 07/16/2020 - 09/08/2020	EUT Type: Tablet Device	Page 261 of 344

7.6.5 Antenna 2b Radiated Band Edge Measurements (40MHz BW)

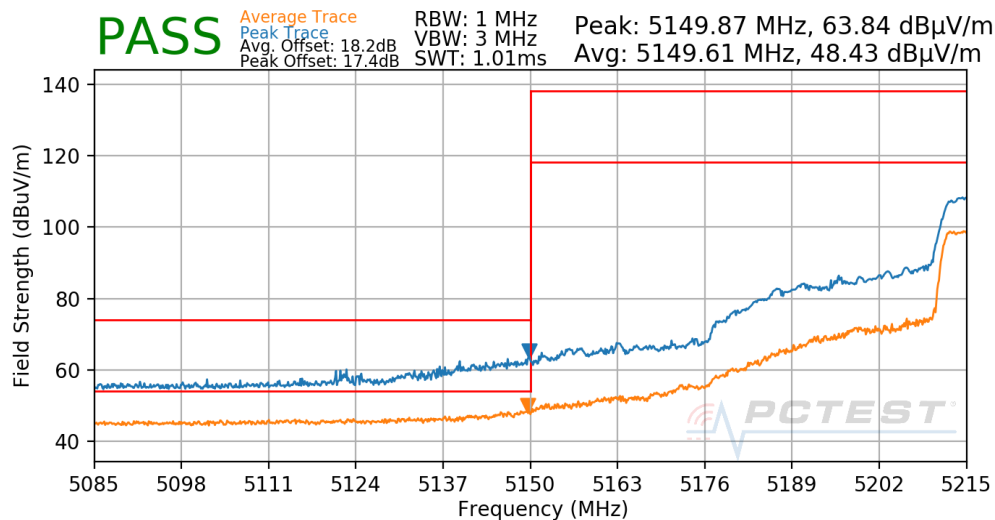
§15.407(b.1)(b.2) §15.205 §15.209; RSS-Gen [8.9]

Worst Case Mode:	802.11n
Worst Case Transfer Rate:	MCS7
Distance of Measurements:	3 Meters
Operating Frequency:	5190MHz
Channel:	38



Plot 7-381. Radiated Lower Band Edge Plot Antenna 2b (UNII Band 1)

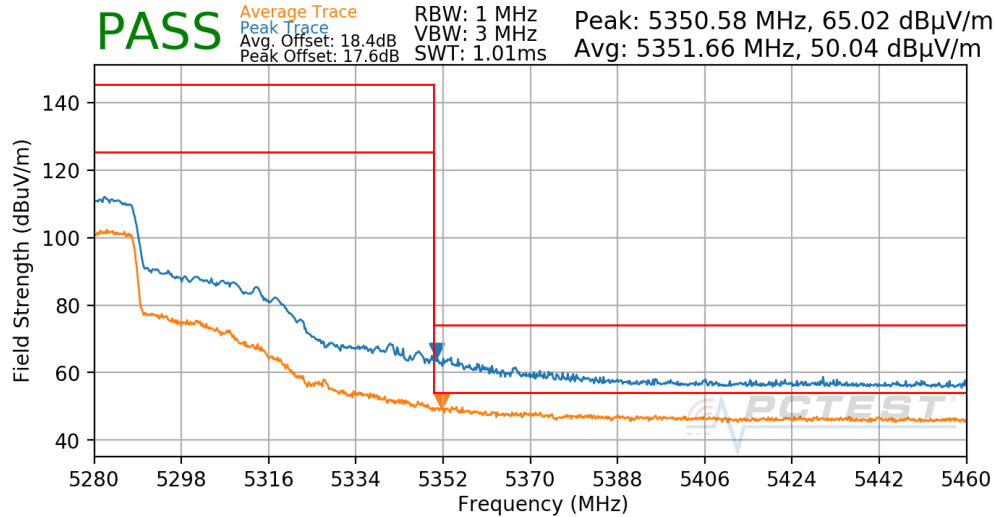
Worst Case Mode:	802.11n
Worst Case Transfer Rate:	MCS7
Distance of Measurements:	3 Meters
Operating Frequency:	5230MHz
Channel:	46



Plot 7-382. Radiated Lower Band Edge Plot Antenna 2b (UNII Band 1)

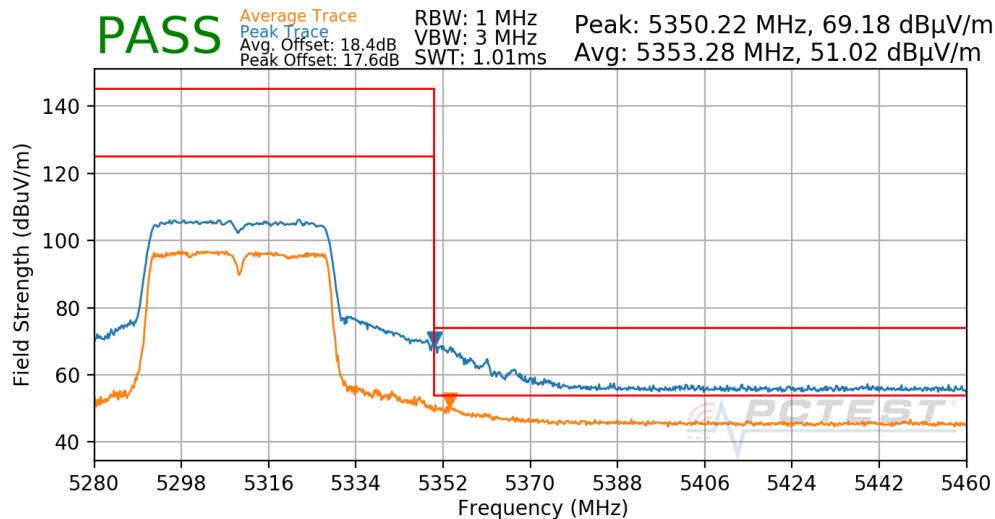
FCC ID: BCGA2072	PCTEST Proud to be part of element	MEASUREMENT REPORT (CERTIFICATION)	Approved by: Quality Manager
Test Report S/N: 1C2004270030-12.BCG	Test Dates: 07/16/2020 - 09/08/2020	EUT Type: Tablet Device	Page 262 of 344

Worst Case Mode: 802.11n
Worst Case Transfer Rate: MCS7
Distance of Measurements: 3 Meters
Operating Frequency: 5270MHz
Channel: 54



Plot 7-383. Radiated Upper Band Edge Plot Antenna 2b (UNII Band 2A)

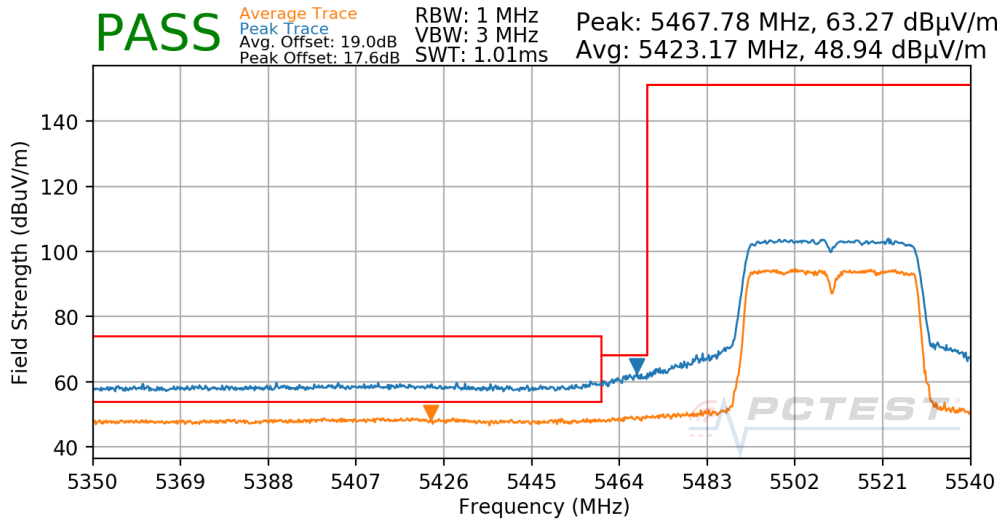
Worst Case Mode: 802.11n
Worst Case Transfer Rate: MCS7
Distance of Measurements: 3 Meters
Operating Frequency: 5310MHz
Channel: 62



Plot 7-384. Radiated Upper Band Edge Plot Antenna 2b (UNII Band 2A)

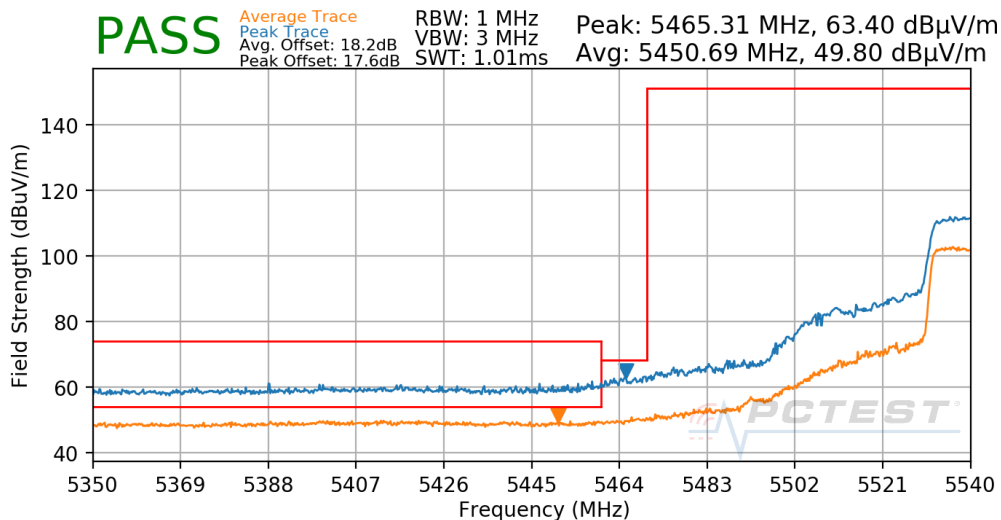
FCC ID: BCGA2072	PCTEST Proud to be part of element	MEASUREMENT REPORT (CERTIFICATION)	Approved by: Quality Manager
Test Report S/N: 1C2004270030-12.BCG	Test Dates: 07/16/2020 - 09/08/2020	EUT Type: Tablet Device	Page 263 of 344

Worst Case Mode: 802.11n
Worst Case Transfer Rate: MCS7
Distance of Measurements: 3 Meters
Operating Frequency: 5510MHz
Channel: 102



Plot 7-385. Radiated Lower Band Edge Plot Antenna 2b (UNII Band 2C)

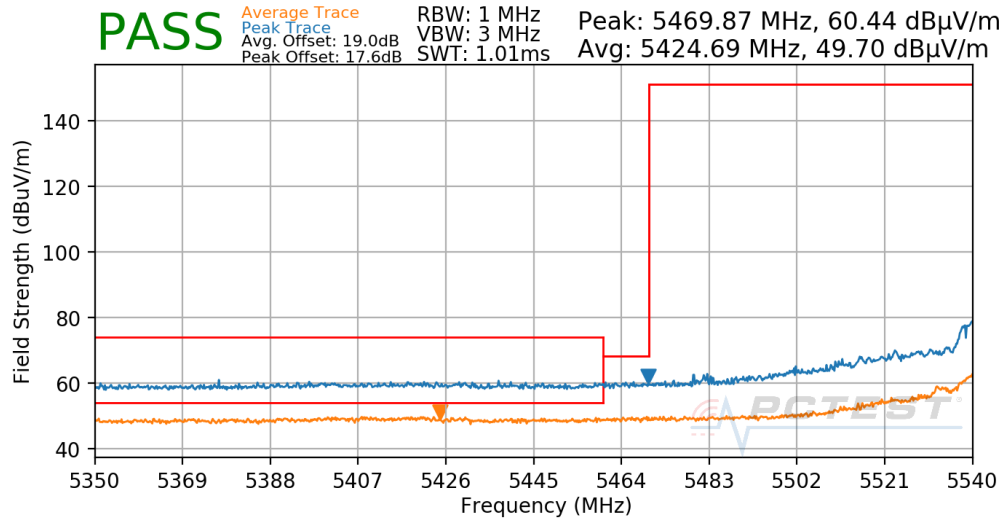
Worst Case Mode: 802.11n
Worst Case Transfer Rate: MCS7
Distance of Measurements: 3 Meters
Operating Frequency: 5550MHz
Channel: 110



Plot 7-386. Radiated Lower Band Edge Plot Antenna 2b (UNII Band 2C)

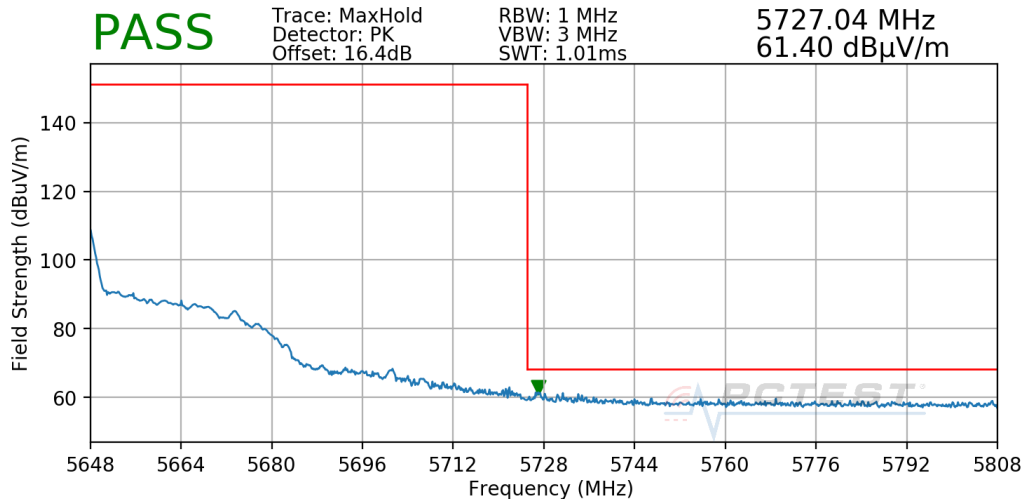
FCC ID: BCGA2072	PCTEST Proud to be part of element	MEASUREMENT REPORT (CERTIFICATION)	Approved by: Quality Manager
Test Report S/N: 1C2004270030-12.BCG	Test Dates: 07/16/2020 - 09/08/2020	EUT Type: Tablet Device	Page 264 of 344

Worst Case Mode: 802.11n
Worst Case Transfer Rate: MCS7
Distance of Measurements: 3 Meters
Operating Frequency: 5590MHz (FCC only)
Channel: 118



Plot 7-387. Radiated Lower Band Edge Plot Antenna 2b (UNII Band 2C)

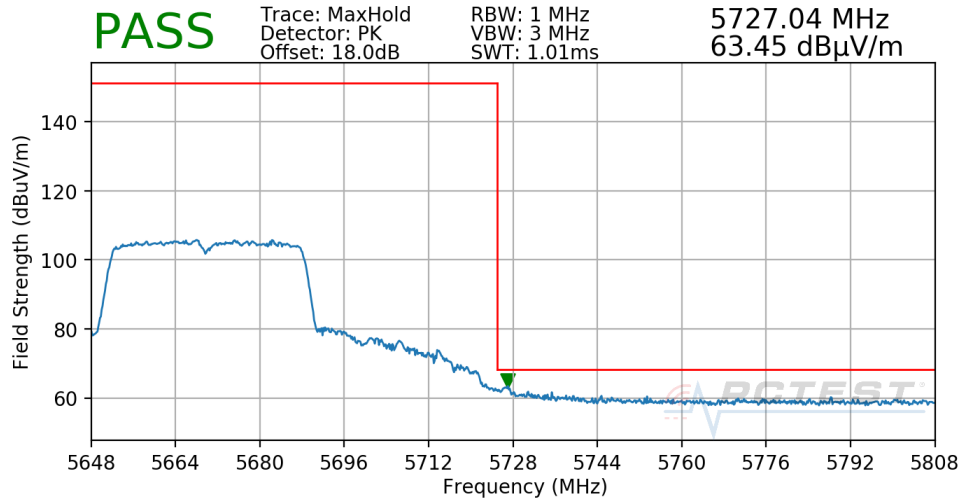
Worst Case Mode: 802.11n
Worst Case Transfer Rate: MCS7
Distance of Measurements: 3 Meters
Operating Frequency: 5630MHz (FCC only)
Channel: 126



Plot 7-388. Radiated Upper Band Edge Plot Antenna 2b (Peak - UNII Band 2C)

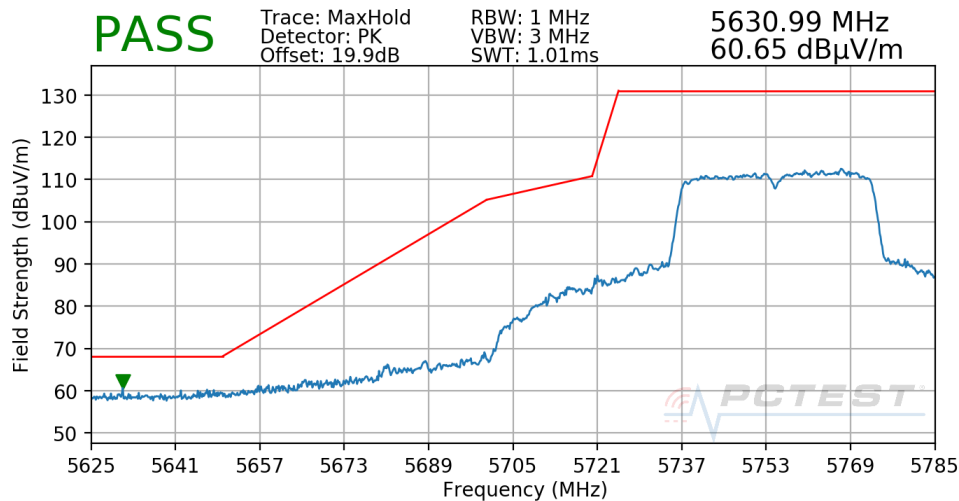
FCC ID: BCGA2072	PCTEST Proud to be part of element	MEASUREMENT REPORT (CERTIFICATION)	Approved by: Quality Manager
Test Report S/N: 1C2004270030-12.BCG	Test Dates: 07/16/2020 - 09/08/2020	EUT Type: Tablet Device	Page 265 of 344

Worst Case Mode: 802.11n
Worst Case Transfer Rate: MCS7
Distance of Measurements: 3 Meters
Operating Frequency: 5670MHz
Channel: 134



Plot 7-389. Radiated Upper Band Edge Plot Antenna 2b (Peak - UNII Band 2C)

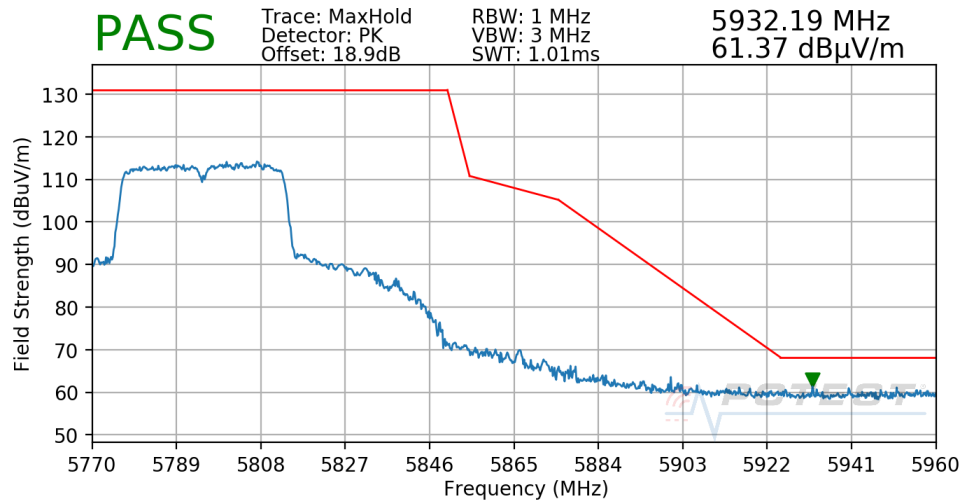
Worst Case Mode: 802.11n
Worst Case Transfer Rate: MCS7
Distance of Measurements: 3 Meters
Operating Frequency: 5755MHz
Channel: 151



Plot 7-390. Radiated Lower Band Edge Plot Antenna 2b (Peak - UNII Band 3)

FCC ID: BCGA2072	PCTEST Proud to be part of element	MEASUREMENT REPORT (CERTIFICATION)	Approved by: Quality Manager
Test Report S/N: 1C2004270030-12.BCG	Test Dates: 07/16/2020 - 09/08/2020	EUT Type: Tablet Device	Page 266 of 344

Worst Case Mode:	802.11n
Worst Case Transfer Rate:	MCS7
Distance of Measurements:	3 Meters
Operating Frequency:	5795MHz
Channel:	159



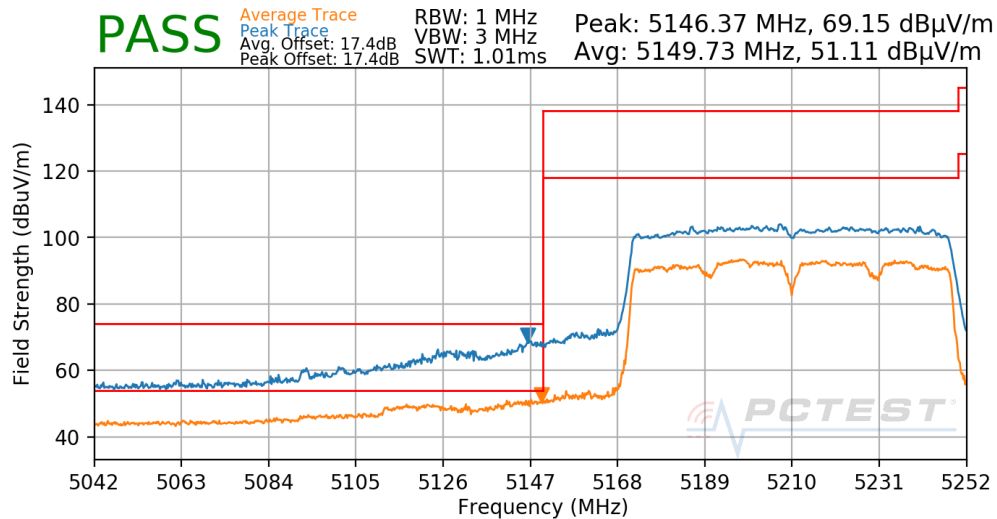
Plot 7-391. Radiated Upper Band Edge Plot Antenna 2b (Peak – UNII Band 3)

FCC ID: BCGA2072		MEASUREMENT REPORT (CERTIFICATION)	Approved by: Quality Manager
Test Report S/N: 1C2004270030-12.BCG	Test Dates: 07/16/2020 - 09/08/2020	EUT Type: Tablet Device	Page 267 of 344

7.6.6 Antenna 2b Radiated Band Edge Measurements (80MHz BW)

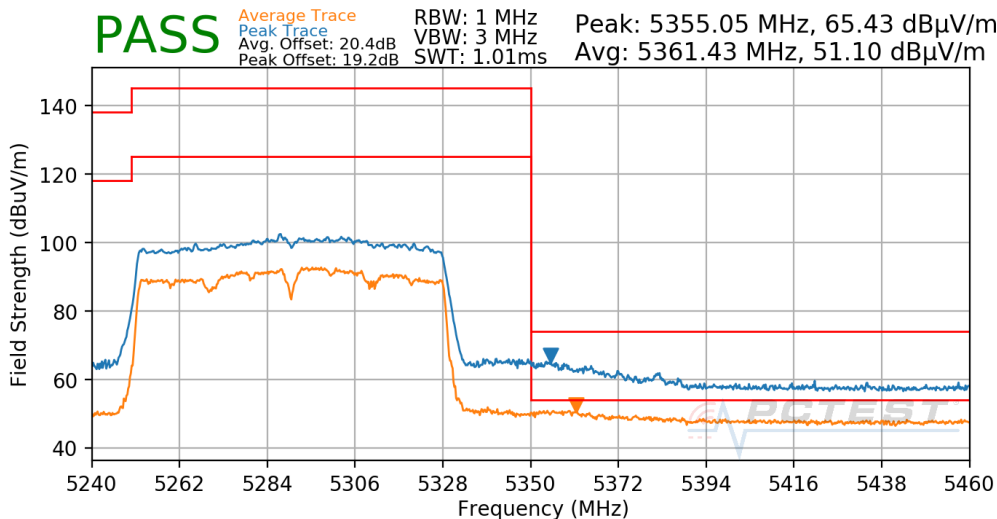
§15.407(b.1)(b.2) §15.205 §15.209; RSS-Gen [8.9]

Worst Case Mode:	802.11ac
Worst Case Transfer Rate:	MCS9
Distance of Measurements:	3 Meters
Operating Frequency:	5210MHz
Channel:	42



Plot 7-392. Radiated Lower Band Edge Plot Antenna 2b (UNII Band 1)

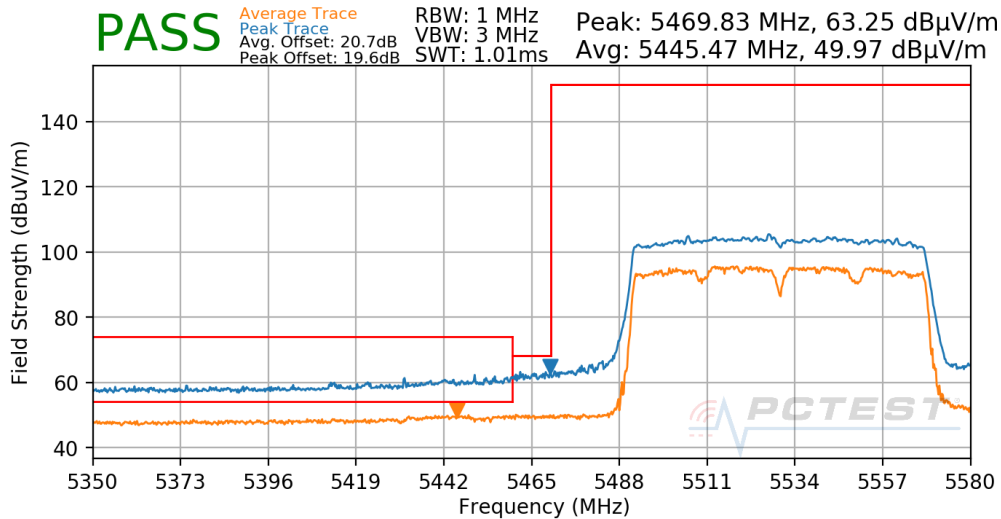
Worst Case Mode:	802.11ac
Worst Case Transfer Rate:	MCS9
Distance of Measurements:	3 Meters
Operating Frequency:	5290MHz
Channel:	58



Plot 7-393. Radiated Upper Band Edge Plot Antenna 2b (UNII Band 2A)

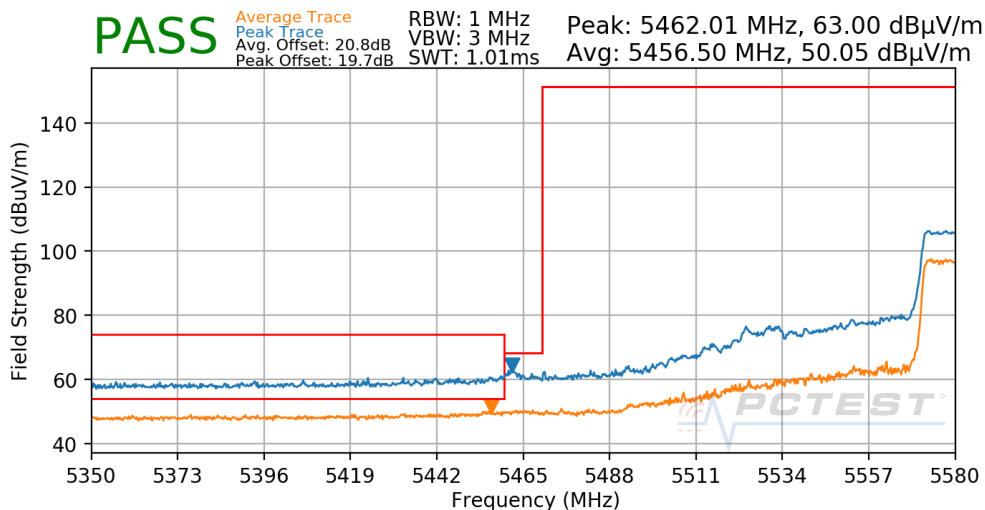
FCC ID: BCGA2072	PCTEST Proud to be part of element	MEASUREMENT REPORT (CERTIFICATION)	Approved by: Quality Manager
Test Report S/N: 1C2004270030-12.BCG	Test Dates: 07/16/2020 - 09/08/2020	EUT Type: Tablet Device	Page 268 of 344

Worst Case Mode: 802.11ac
Worst Case Transfer Rate: MCS9
Distance of Measurements: 3 Meters
Operating Frequency: 5530MHz
Channel: 106



Plot 7-394. Radiated Lower Band Edge Plot Antenna 2b (UNII Band 2C)

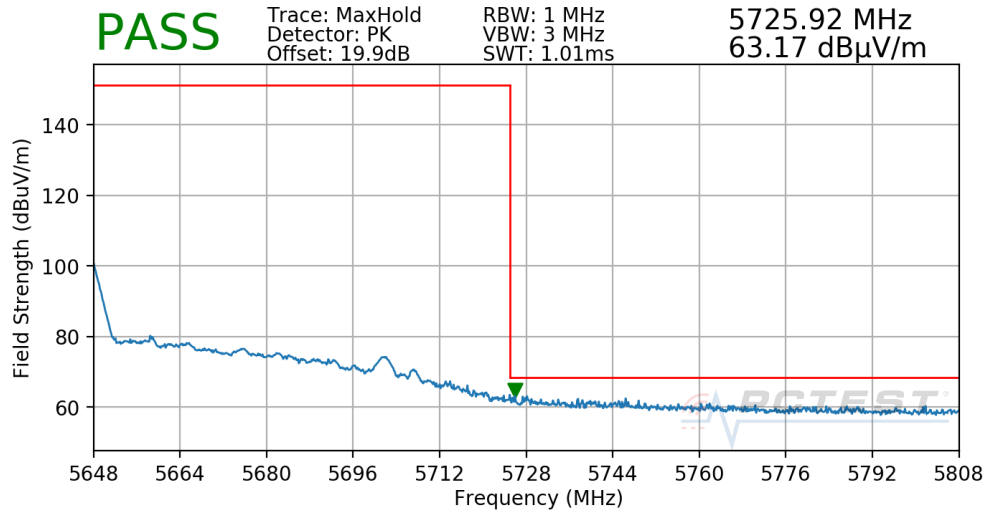
Worst Case Mode: 802.11ac
Worst Case Transfer Rate: MCS9
Distance of Measurements: 3 Meters
Operating Frequency: 5610MHz (FCC only)
Channel: 122



Plot 7-395. Radiated Lower Band Edge Plot Antenna 2b (UNII Band 2C)

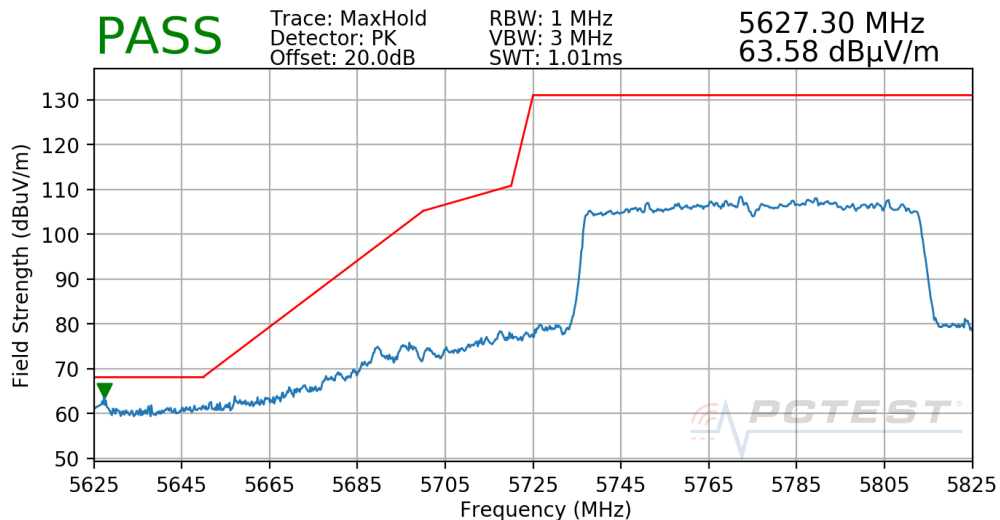
FCC ID: BCGA2072	PCTEST Proud to be part of element	MEASUREMENT REPORT (CERTIFICATION)	Approved by: Quality Manager
Test Report S/N: 1C2004270030-12.BCG	Test Dates: 07/16/2020 - 09/08/2020	EUT Type: Tablet Device	Page 269 of 344

Worst Case Mode: 802.11ac
Worst Case Transfer Rate: MCS9
Distance of Measurements: 3 Meters
Operating Frequency: 5610MHz (FCC only)
Channel: 122



Plot 7-396. Radiated Upper Band Edge Plot Antenna 2b (Peak – UNII Band 2C)

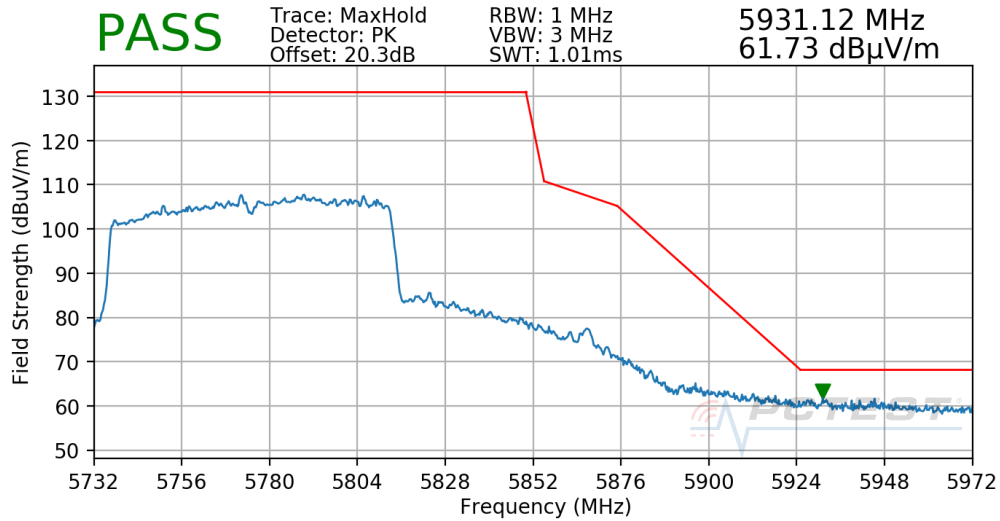
Worst Case Mode: 802.11ac
Worst Case Transfer Rate: MCS9
Distance of Measurements: 3 Meters
Operating Frequency: 5775MHz
Channel: 155



Plot 7-397. Radiated Lower Band Edge Plot Antenna 2b (Peak – UNII Band 3)

FCC ID: BCGA2072	PCTEST Proud to be part of element	MEASUREMENT REPORT (CERTIFICATION)	Approved by: Quality Manager
Test Report S/N: 1C2004270030-12.BCG	Test Dates: 07/16/2020 - 09/08/2020	EUT Type: Tablet Device	Page 270 of 344

Worst Case Mode: 802.11ac
Worst Case Transfer Rate: MCS9
Distance of Measurements: 3 Meters
Operating Frequency: 5775MHz
Channel: 155

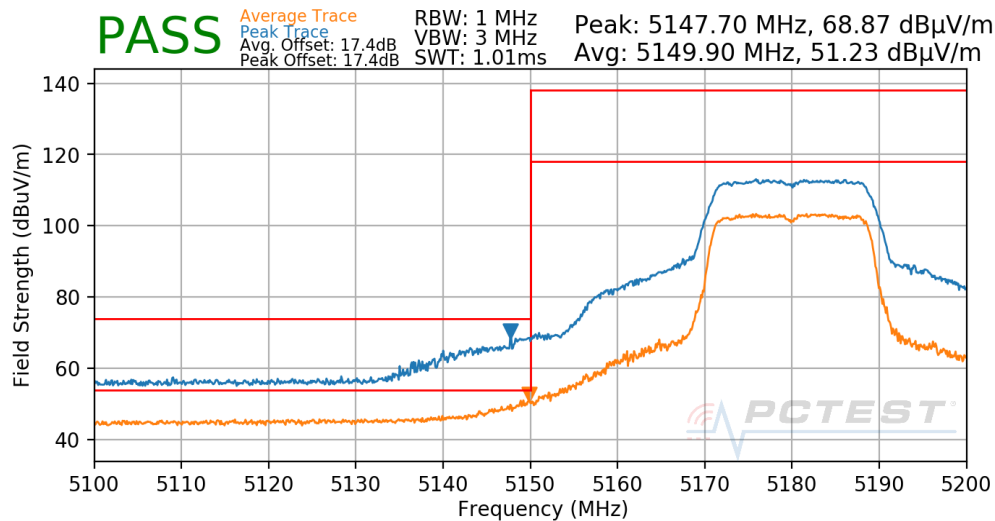


Plot 7-398. Radiated Upper Band Edge Plot Antenna 2b (Peak – UNII Band 3)

FCC ID: BCGA2072		MEASUREMENT REPORT (CERTIFICATION)	Approved by: Quality Manager
Test Report S/N: 1C2004270030-12.BCG	Test Dates: 07/16/2020 - 09/08/2020	EUT Type: Tablet Device	Page 271 of 344

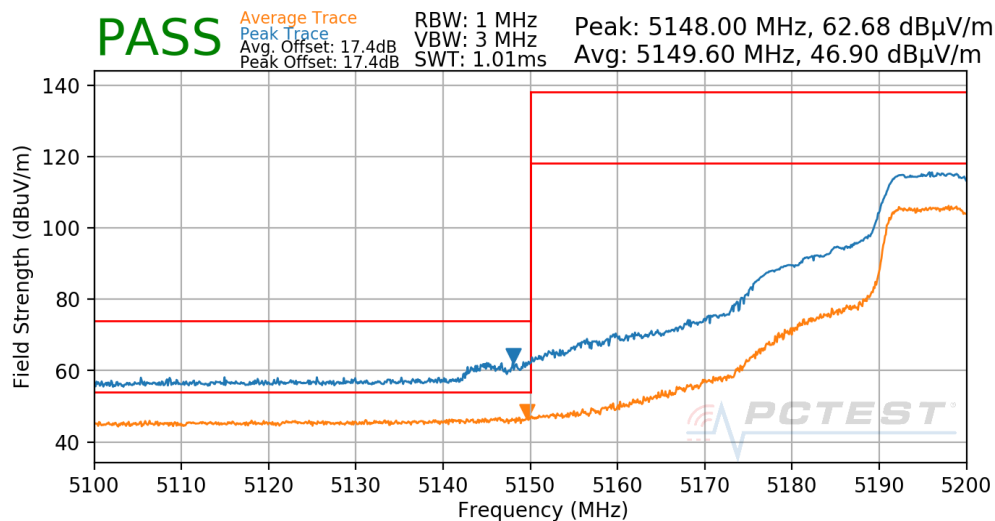
7.6.7 Antenna 2a Radiated Band Edge Measurements (20MHz BW) §15.407(b.1)(b.2) §15.205 §15.209; RSS-Gen [8.9]

Worst Case Mode: 802.11n
Worst Case Transfer Rate: MCS7
Distance of Measurements: 3 Meters
Operating Frequency: 5180MHz
Channel: 36



Plot 7-399. Radiated Lower Band Edge Plot Antenna 2a (UNII Band 1)

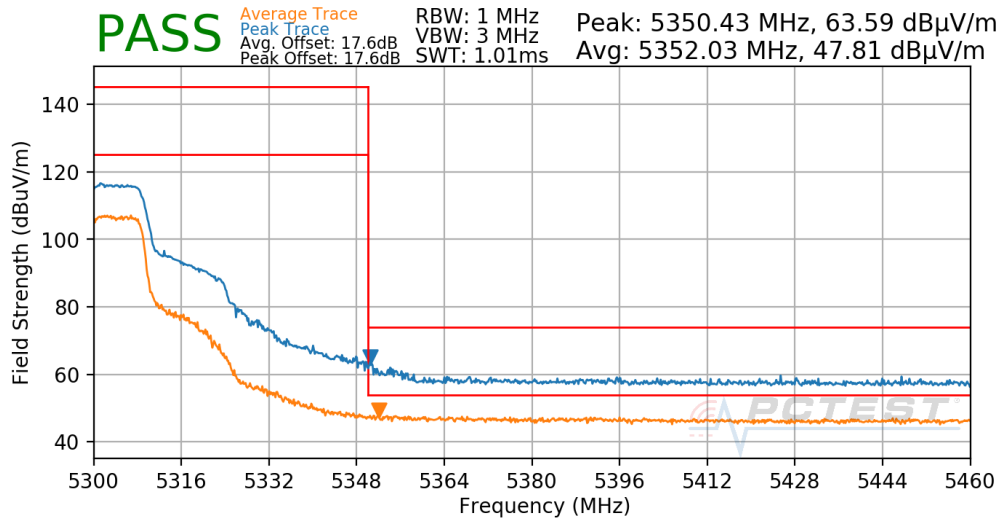
Worst Case Mode: 802.11n
Worst Case Transfer Rate: MCS7
Distance of Measurements: 3 Meters
Operating Frequency: 5200MHz
Channel: 40



Plot 7-400. Radiated Lower Band Edge Plot Antenna 2a (UNII Band 1)

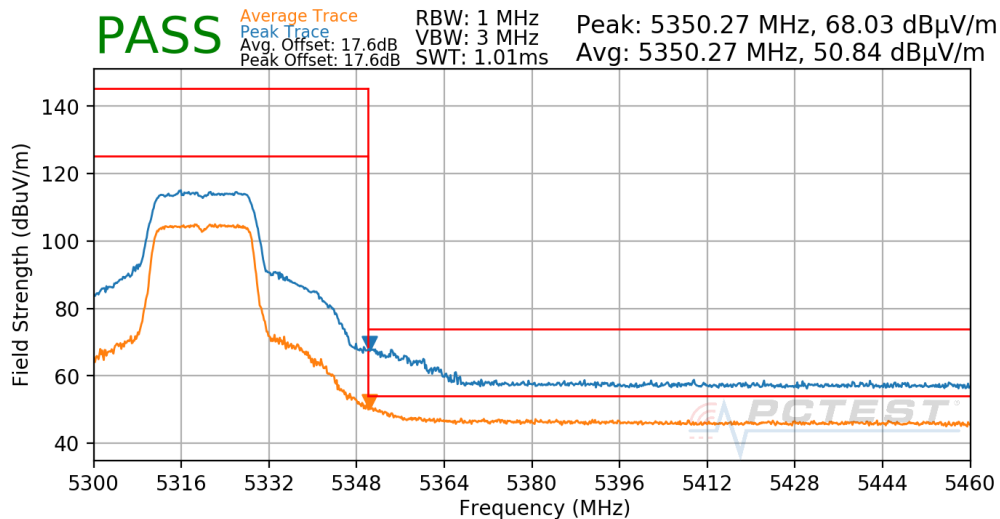
FCC ID: BCGA2072	PCTEST Proud to be part of element	MEASUREMENT REPORT (CERTIFICATION)	Approved by: Quality Manager
Test Report S/N: 1C2004270030-12.BCG	Test Dates: 07/16/2020 - 09/08/2020	EUT Type: Tablet Device	Page 272 of 344

Worst Case Mode: 802.11n
Worst Case Transfer Rate: MCS7
Distance of Measurements: 3 Meters
Operating Frequency: 5300MHz
Channel: 60



Plot 7-401. Radiated Upper Band Edge Plot Antenna 2a (UNII Band 2A)

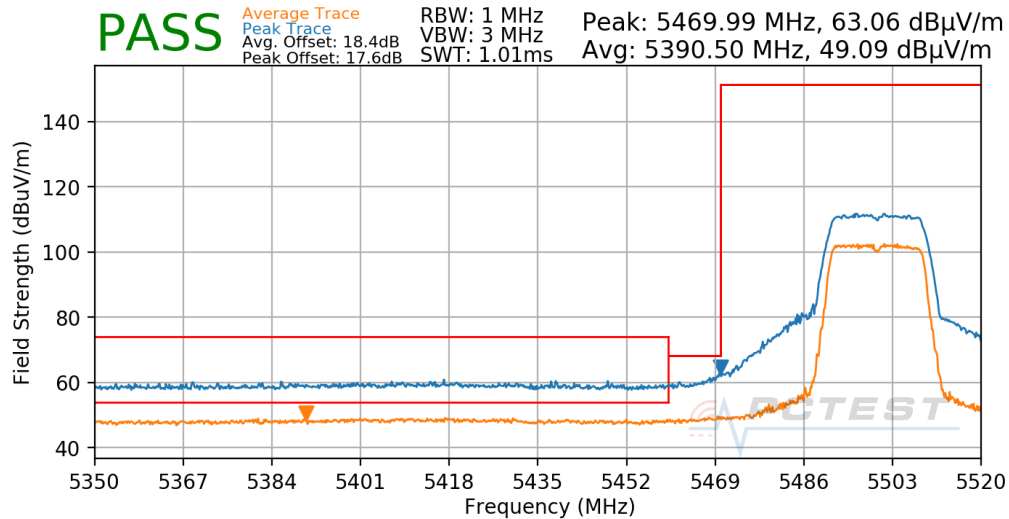
Worst Case Mode: 802.11n
Worst Case Transfer Rate: MCS7
Distance of Measurements: 3 Meters
Operating Frequency: 5320MHz
Channel: 64



Plot 7-402. Radiated Upper Band Edge Plot Antenna 2a (UNII Band 2A)

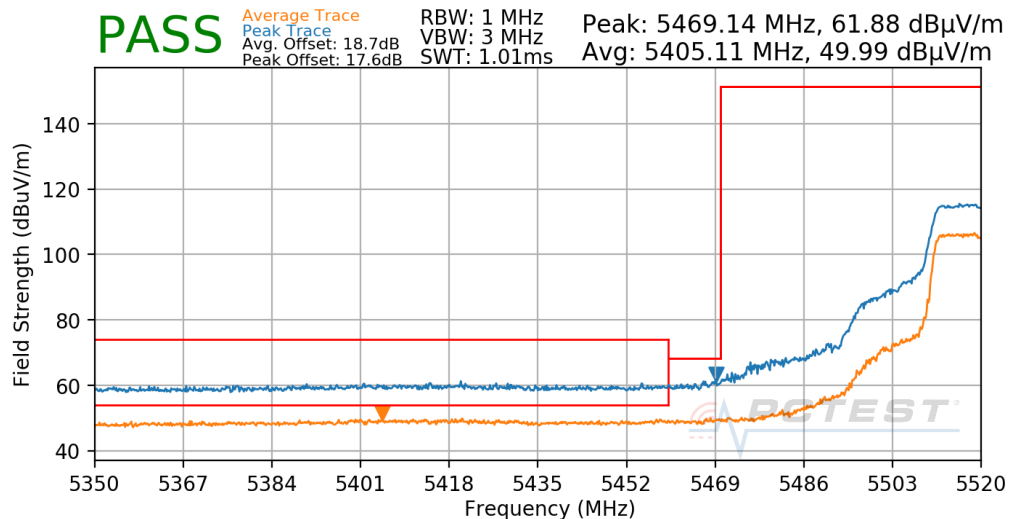
FCC ID: BCGA2072	PCTEST Proud to be part of element	MEASUREMENT REPORT (CERTIFICATION)	Approved by: Quality Manager
Test Report S/N: 1C2004270030-12.BCG	Test Dates: 07/16/2020 - 09/08/2020	EUT Type: Tablet Device	Page 273 of 344

Worst Case Mode: 802.11n
Worst Case Transfer Rate: MCS7
Distance of Measurements: 3 Meters
Operating Frequency: 5500MHz
Channel: 100



Plot 7-403. Radiated Lower Band Edge Plot Antenna 2a (UNII Band 2C)

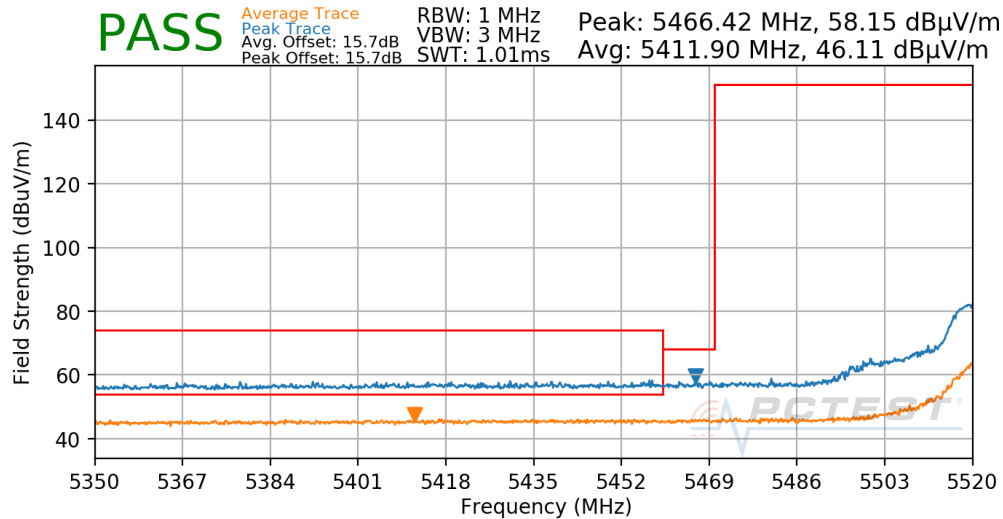
Worst Case Mode: 802.11n
Worst Case Transfer Rate: MCS7
Distance of Measurements: 3 Meters
Operating Frequency: 5520MHz
Channel: 104



Plot 7-404. Radiated Lower Band Edge Plot Antenna 2a (UNII Band 2C)

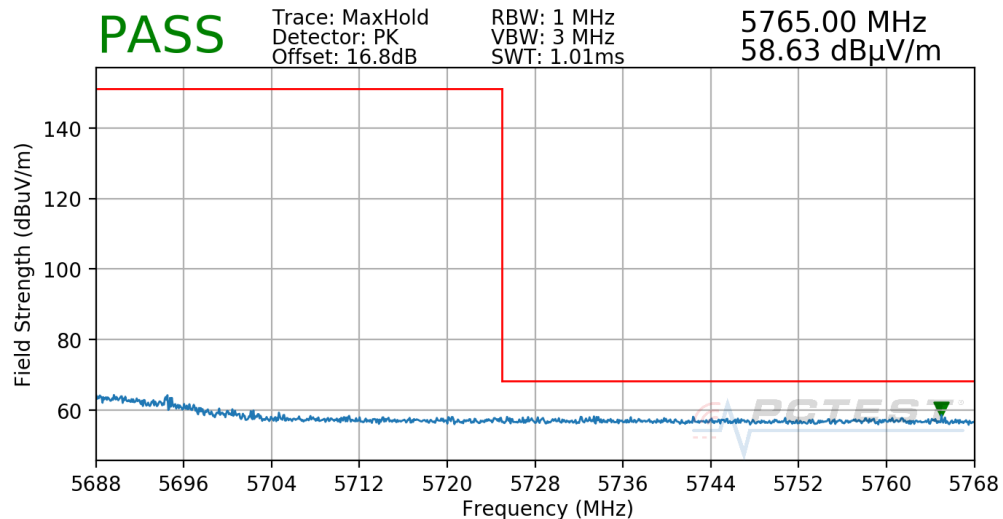
FCC ID: BCGA2072	PCTEST Proud to be part of element	MEASUREMENT REPORT (CERTIFICATION)	Approved by: Quality Manager
Test Report S/N: 1C2004270030-12.BCG	Test Dates: 07/16/2020 - 09/08/2020	EUT Type: Tablet Device	Page 274 of 344

Worst Case Mode: 802.11n
Worst Case Transfer Rate: MCS7
Distance of Measurements: 3 Meters
Operating Frequency: 5540MHz
Channel: 108



Plot 7-405. Radiated Lower Band Edge Plot Antenna 2a (UNII Band 2C)

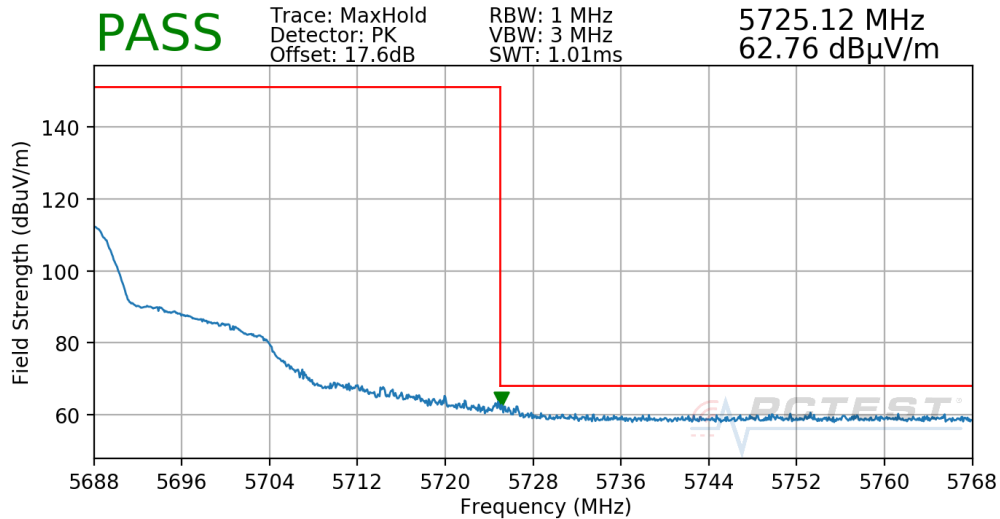
Worst Case Mode: 802.11n
Worst Case Transfer Rate: MCS7
Distance of Measurements: 3 Meters
Operating Frequency: 5660MHz
Channel: 132



Plot 7-406. Radiated Upper Band Edge Plot Antenna 2a (Peak - UNII Band 2C)

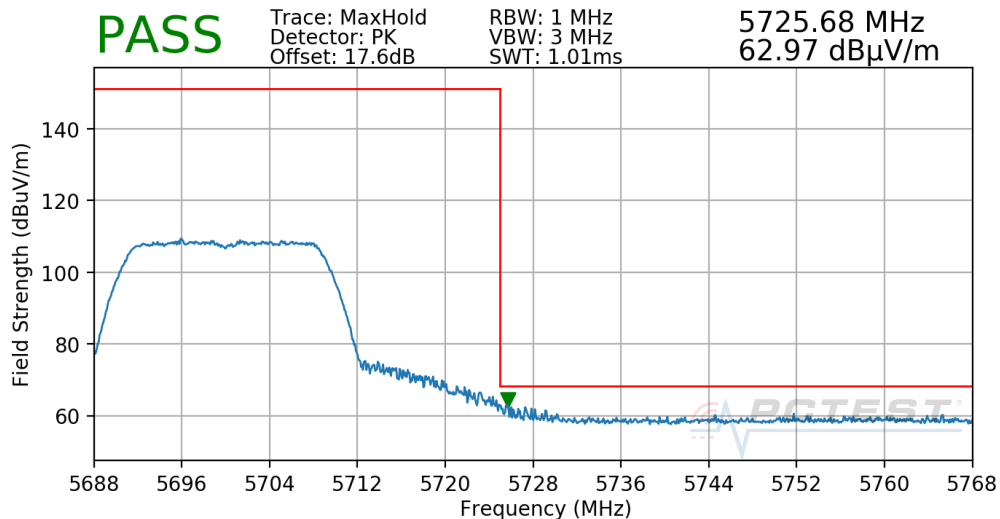
FCC ID: BCGA2072	PCTEST Proud to be part of element	MEASUREMENT REPORT (CERTIFICATION)	Approved by: Quality Manager
Test Report S/N: 1C2004270030-12.BCG	Test Dates: 07/16/2020 - 09/08/2020	EUT Type: Tablet Device	Page 275 of 344

Worst Case Mode: 802.11n
Worst Case Transfer Rate: MCS7
Distance of Measurements: 3 Meters
Operating Frequency: 5680MHz
Channel: 136



Plot 7-407. Radiated Upper Band Edge Plot Antenna 2a (Peak – UNII Band 2C)

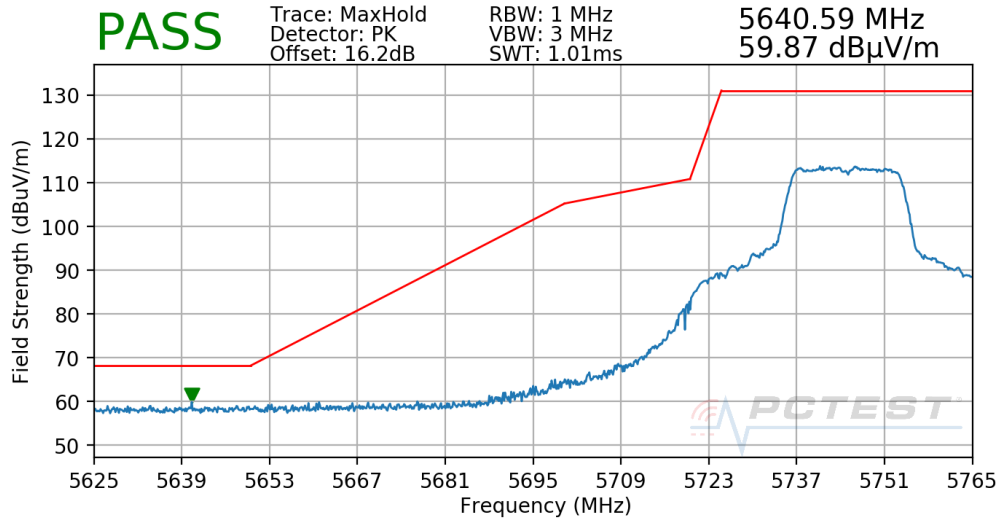
Worst Case Mode: 802.11n
Worst Case Transfer Rate: MCS7
Distance of Measurements: 3 Meters
Operating Frequency: 5700MHz
Channel: 140



Plot 7-408. Radiated Upper Band Edge Plot Antenna 2a (Peak – UNII Band 2C)

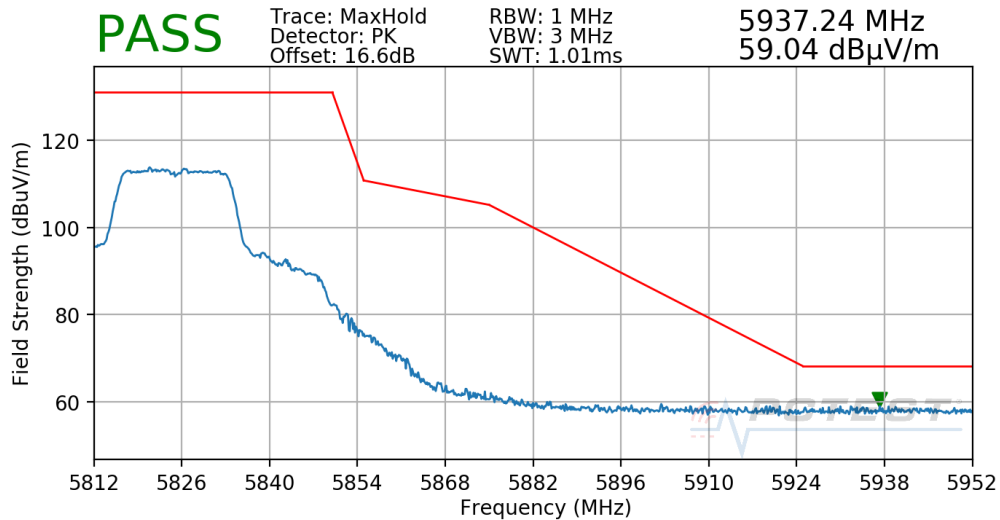
FCC ID: BCGA2072	PCTEST Proud to be part of element	MEASUREMENT REPORT (CERTIFICATION)	Approved by: Quality Manager
Test Report S/N: 1C2004270030-12.BCG	Test Dates: 07/16/2020 - 09/08/2020	EUT Type: Tablet Device	Page 276 of 344

Worst Case Mode: 802.11n
Worst Case Transfer Rate: MCS7
Distance of Measurements: 3 Meters
Operating Frequency: 5745MHz
Channel: 149



Plot 7-409. Radiated Lower Band Edge Plot Antenna 2a (Peak – UNII Band 3)

Worst Case Mode: 802.11n
Worst Case Transfer Rate: MCS7
Distance of Measurements: 3 Meters
Operating Frequency: 5825MHz
Channel: 165



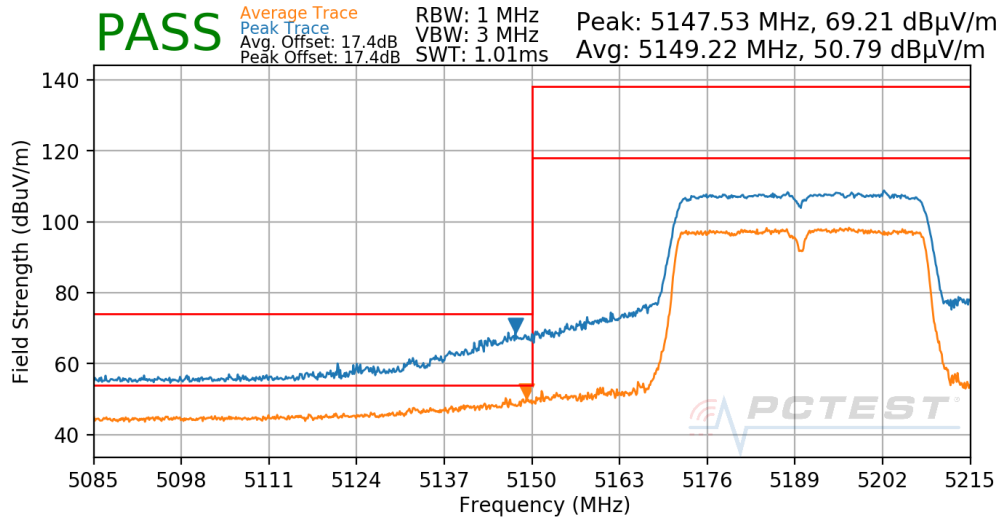
Plot 7-410. Radiated Upper Band Edge Plot Antenna 2a (Peak – UNII Band 3)

FCC ID: BCGA2072	PCTEST Proud to be part of element	MEASUREMENT REPORT (CERTIFICATION)	Approved by: Quality Manager
Test Report S/N: 1C2004270030-12.BCG	Test Dates: 07/16/2020 - 09/08/2020	EUT Type: Tablet Device	Page 277 of 344

7.6.8 Antenna 2a Radiated Band Edge Measurements (40MHz BW)

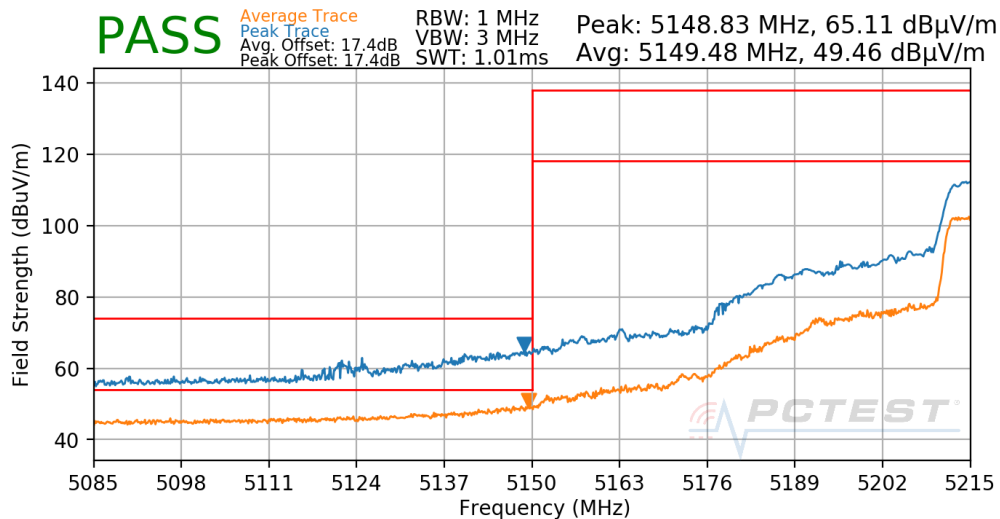
§15.407(b.1)(b.2) §15.205 §15.209; RSS-Gen [8.9]

Worst Case Mode:	802.11n
Worst Case Transfer Rate:	MCS7
Distance of Measurements:	3 Meters
Operating Frequency:	5190MHz
Channel:	38



Plot 7-411. Radiated Lower Band Edge Plot Antenna 2a (UNII Band 1)

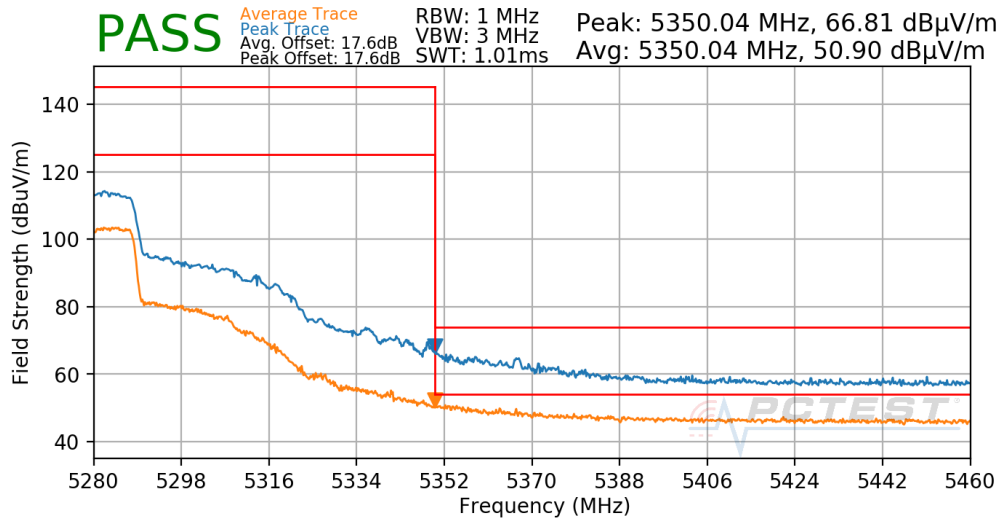
Worst Case Mode:	802.11n
Worst Case Transfer Rate:	MCS7
Distance of Measurements:	3 Meters
Operating Frequency:	5230MHz
Channel:	46



Plot 7-412. Radiated Lower Band Edge Plot Antenna 2a (UNII Band 1)

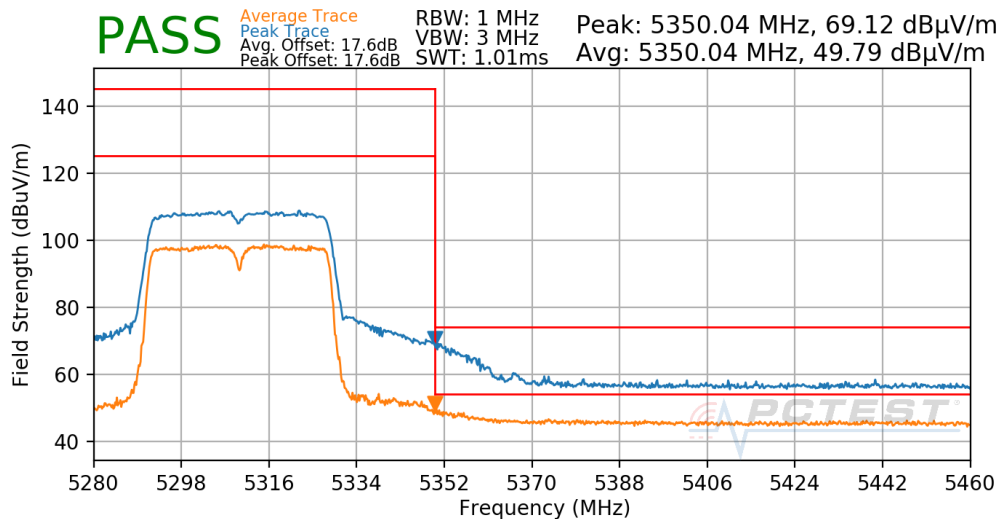
FCC ID: BCGA2072	PCTEST Proud to be part of element	MEASUREMENT REPORT (CERTIFICATION)	Approved by: Quality Manager
Test Report S/N: 1C2004270030-12.BCG	Test Dates: 07/16/2020 - 09/08/2020	EUT Type: Tablet Device	Page 278 of 344

Worst Case Mode: 802.11n
Worst Case Transfer Rate: MCS7
Distance of Measurements: 3 Meters
Operating Frequency: 5270MHz
Channel: 54



Plot 7-413. Radiated Upper Band Edge Plot Antenna 2a (UNII Band 2A)

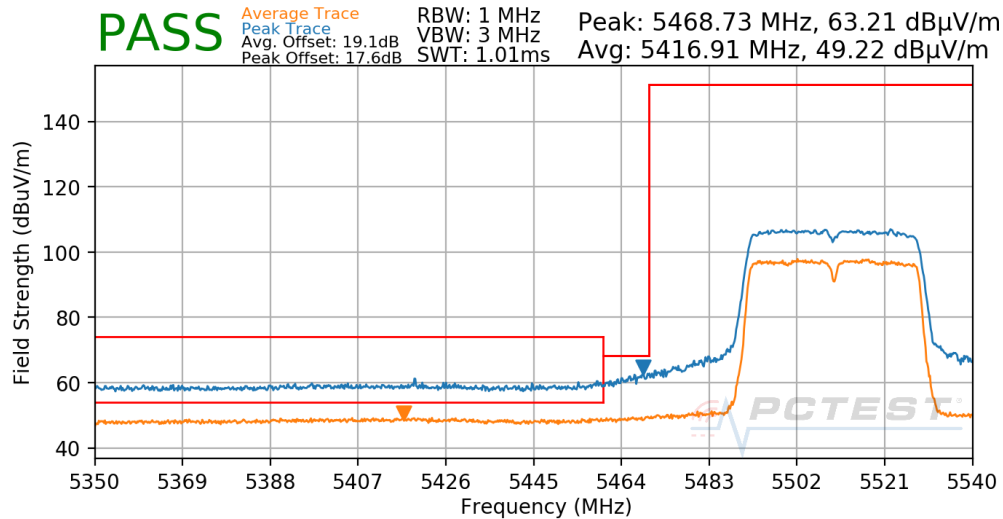
Worst Case Mode: 802.11n
Worst Case Transfer Rate: MCS7
Distance of Measurements: 3 Meters
Operating Frequency: 5310MHz
Channel: 62



Plot 7-414. Radiated Upper Band Edge Plot Antenna 2a (UNII Band 2A)

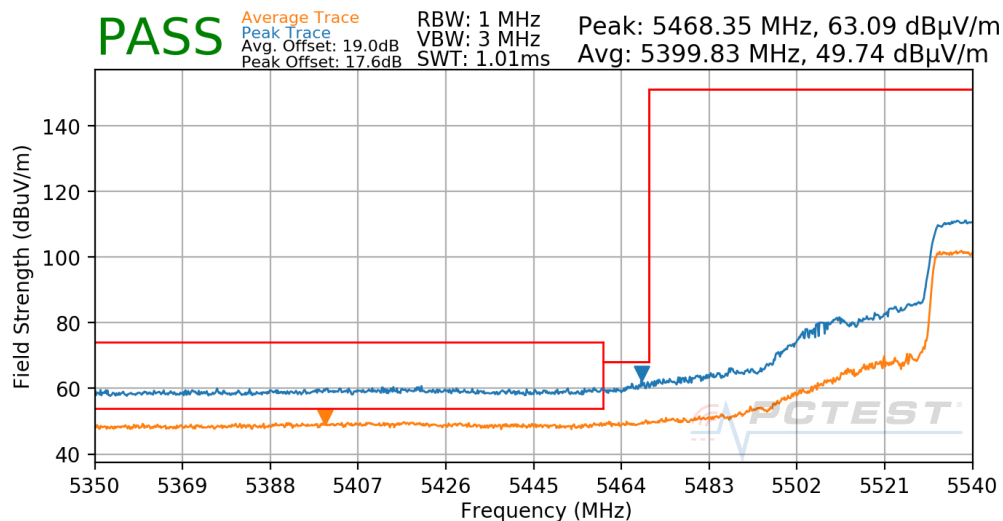
FCC ID: BCGA2072	PCTEST Proud to be part of element	MEASUREMENT REPORT (CERTIFICATION)	Approved by: Quality Manager
Test Report S/N: 1C2004270030-12.BCG	Test Dates: 07/16/2020 - 09/08/2020	EUT Type: Tablet Device	Page 279 of 344

Worst Case Mode: 802.11n
Worst Case Transfer Rate: MCS7
Distance of Measurements: 3 Meters
Operating Frequency: 5510MHz
Channel: 102



Plot 7-415. Radiated Lower Band Edge Plot Antenna 2a (UNII Band 2C)

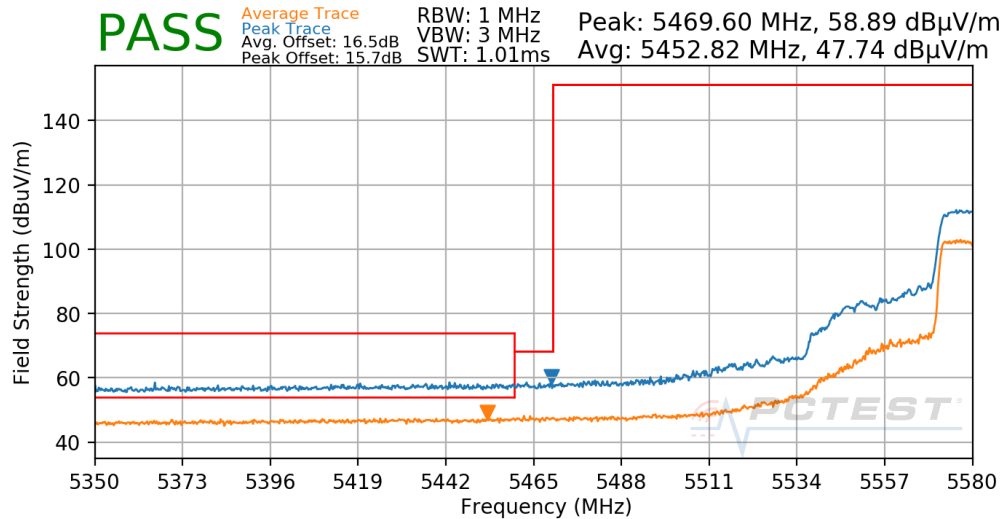
Worst Case Mode: 802.11n
Worst Case Transfer Rate: MCS7
Distance of Measurements: 3 Meters
Operating Frequency: 5550MHz
Channel: 110



Plot 7-416. Radiated Lower Band Edge Plot Antenna 2a (UNII Band 2C)

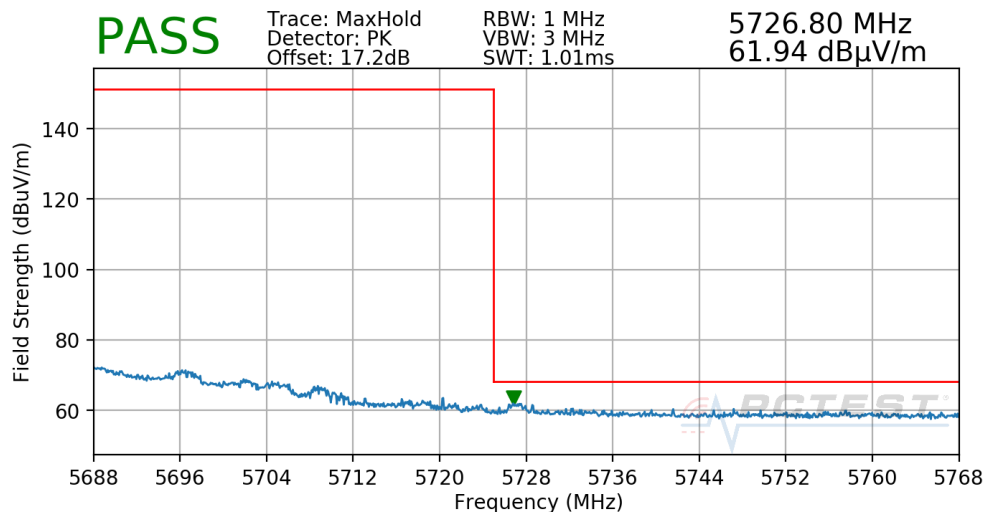
FCC ID: BCGA2072		MEASUREMENT REPORT (CERTIFICATION)	Approved by: Quality Manager
Test Report S/N: 1C2004270030-12.BCG	Test Dates: 07/16/2020 - 09/08/2020	EUT Type: Tablet Device	Page 280 of 344

Worst Case Mode: 802.11n
Worst Case Transfer Rate: MCS7
Distance of Measurements: 3 Meters
Operating Frequency: 5590MHz (FCC only)
Channel: 118



Plot 7-417. Radiated Lower Band Edge Plot Antenna 2a (UNII Band 2C)

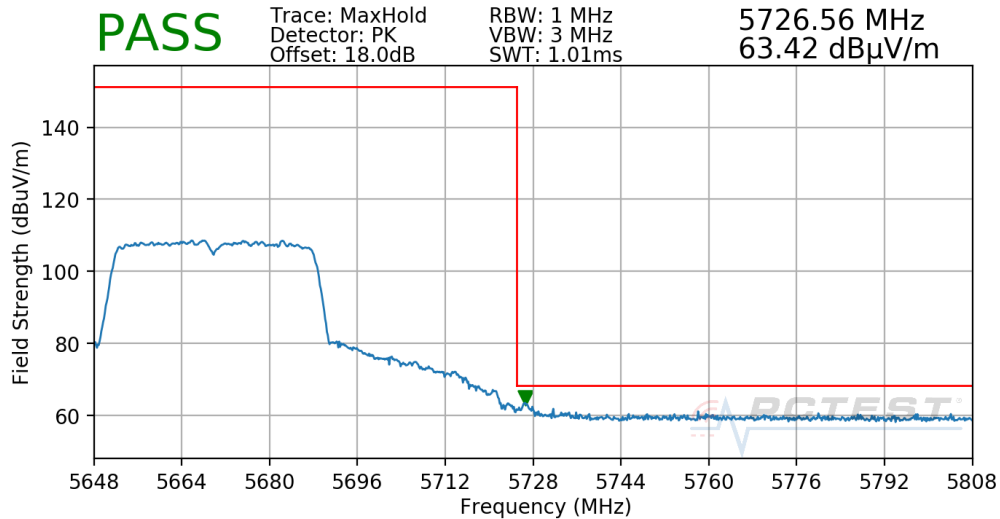
Worst Case Mode: 802.11n
Worst Case Transfer Rate: MCS7
Distance of Measurements: 3 Meters
Operating Frequency: 5630MHz (FCC only)
Channel: 126



Plot 7-418. Radiated Upper Band Edge Plot Antenna 2a (Peak - UNII Band 2C)

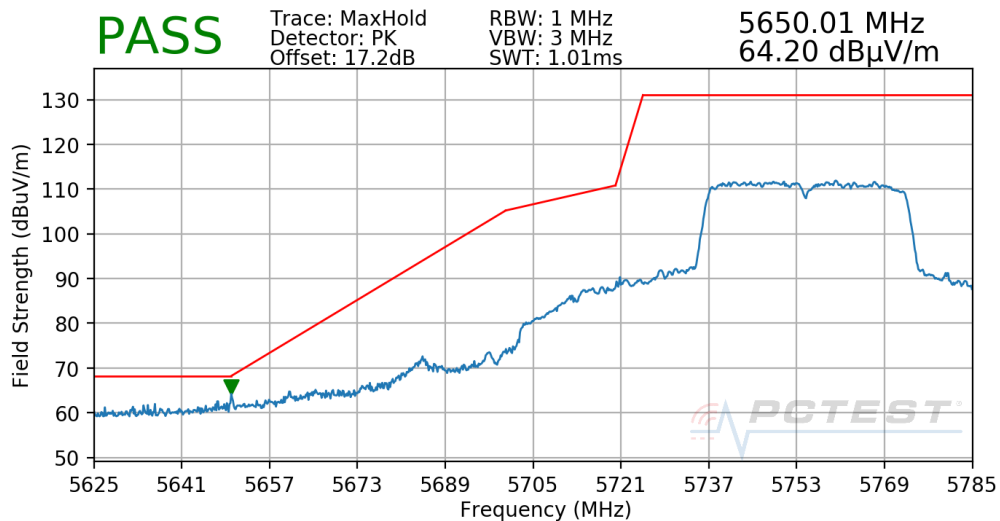
FCC ID: BCGA2072	PCTEST Proud to be part of element	MEASUREMENT REPORT (CERTIFICATION)	Approved by: Quality Manager
Test Report S/N: 1C2004270030-12.BCG	Test Dates: 07/16/2020 - 09/08/2020	EUT Type: Tablet Device	Page 281 of 344

Worst Case Mode: 802.11n
Worst Case Transfer Rate: MCS7
Distance of Measurements: 3 Meters
Operating Frequency: 5670MHz
Channel: 134



Plot 7-419. Radiated Upper Band Edge Plot Antenna 2a (Peak - UNII Band 2C)

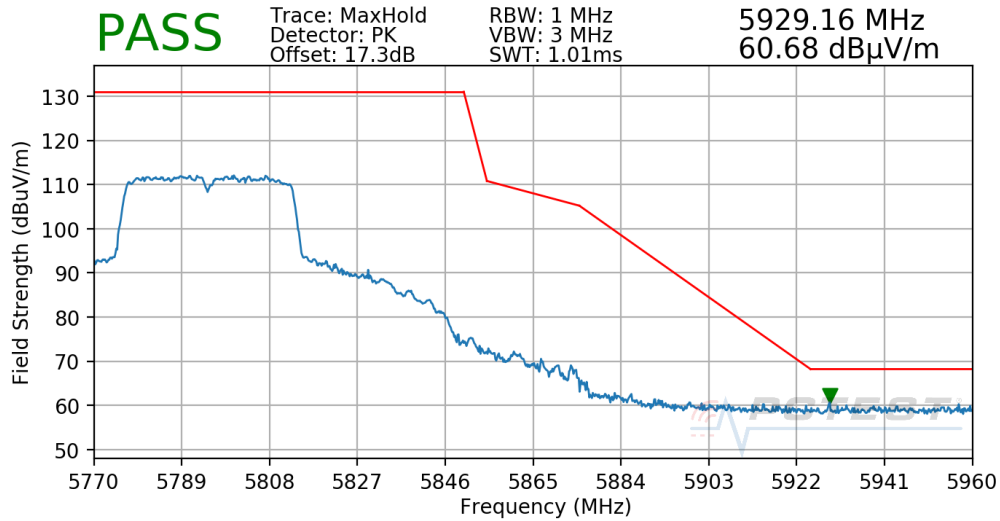
Worst Case Mode: 802.11n
Worst Case Transfer Rate: MCS7
Distance of Measurements: 3 Meters
Operating Frequency: 5755MHz
Channel: 151



Plot 7-420. Radiated Lower Band Edge Plot Antenna 2a (Peak - UNII Band 3)

FCC ID: BCGA2072	PCTEST Proud to be part of element	MEASUREMENT REPORT (CERTIFICATION)	Approved by: Quality Manager
Test Report S/N: 1C2004270030-12.BCG	Test Dates: 07/16/2020 - 09/08/2020	EUT Type: Tablet Device	Page 282 of 344

Worst Case Mode: 802.11n
Worst Case Transfer Rate: MCS7
Distance of Measurements: 3 Meters
Operating Frequency: 5795MHz
Channel: 159



Plot 7-421. Radiated Upper Band Edge Plot Antenna 2a (Peak – UNII Band 3)

FCC ID: BCGA2072		MEASUREMENT REPORT (CERTIFICATION)	Approved by: Quality Manager
Test Report S/N: 1C2004270030-12.BCG	Test Dates: 07/16/2020 - 09/08/2020	EUT Type: Tablet Device	Page 283 of 344