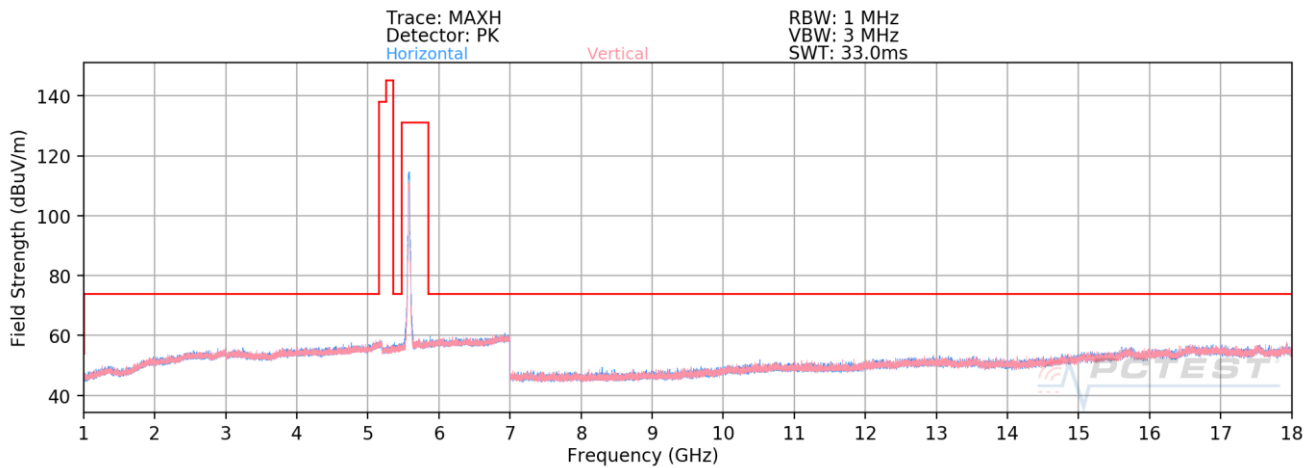
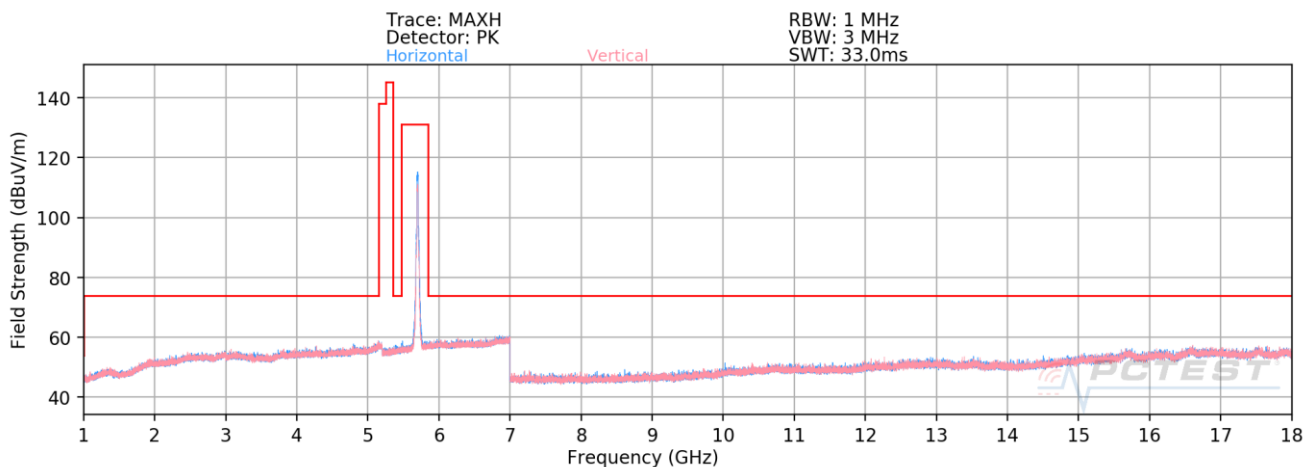


Plot 7-313. Radiated Spurious Emissions above 1GHz Antenna 2b (802.11n – UNII 2C Ch. 100)

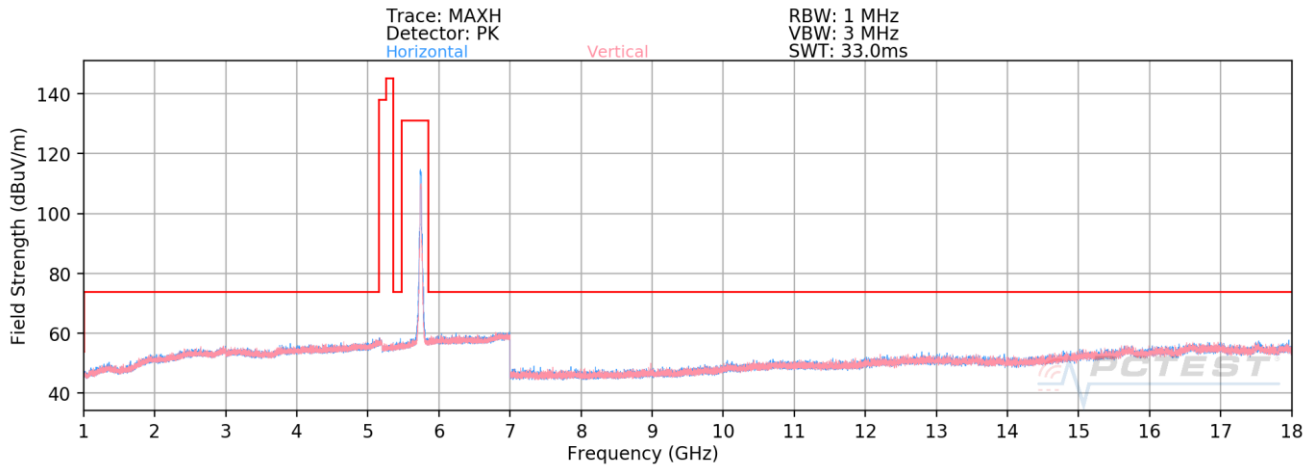


Plot 7-314. Radiated Spurious Emissions above 1GHz Antenna 2b (802.11n – UNII 2C Ch. 116)

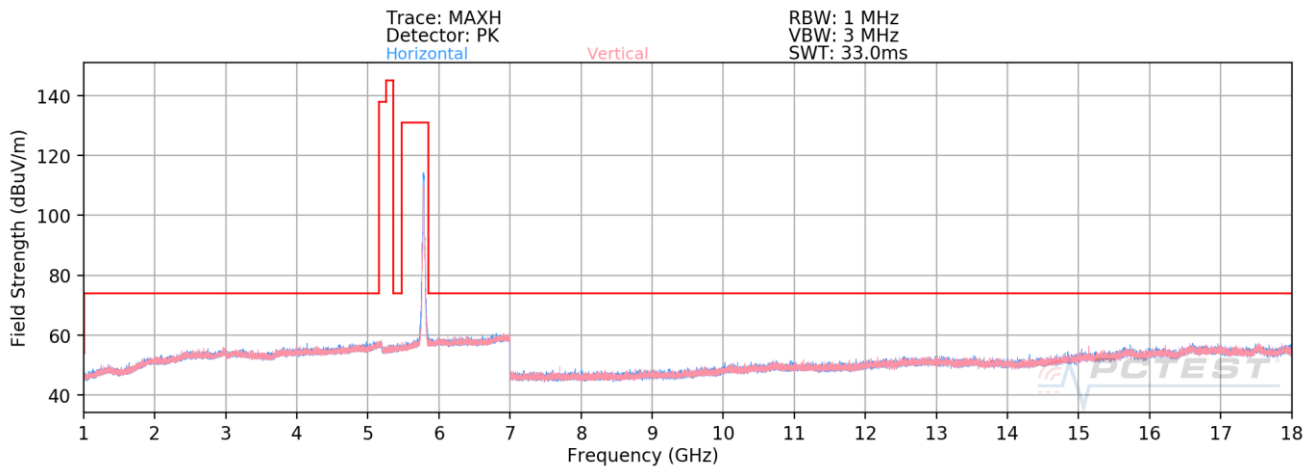


Plot 7-315. Radiated Spurious Emissions above 1GHz Antenna 2b (802.11n – UNII 2C Ch. 144)

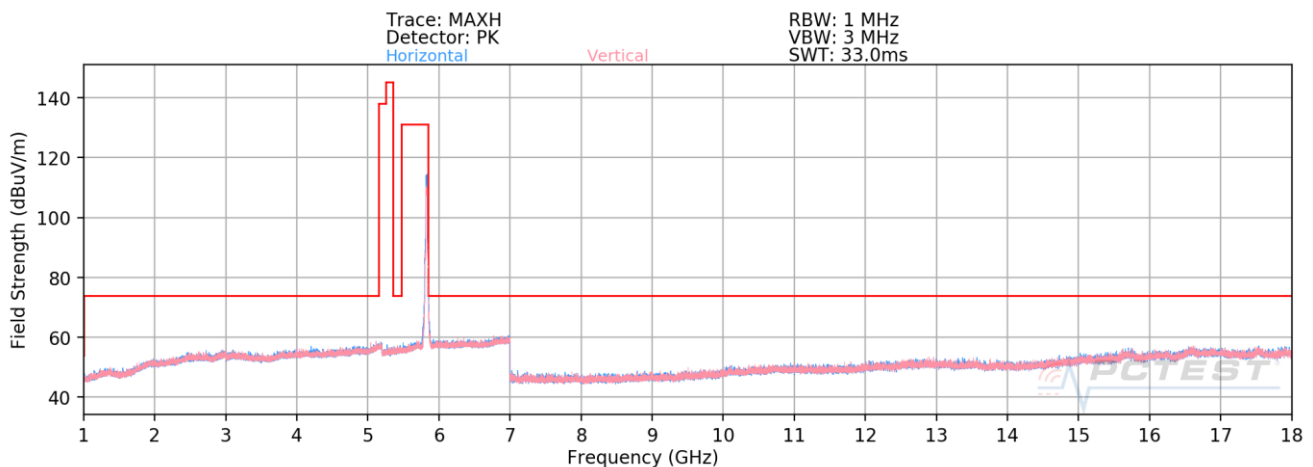
FCC ID: BCGA2072		MEASUREMENT REPORT (CERTIFICATION)	Approved by: Quality Manager
Test Report S/N: 1C2004270030-12.BCG	Test Dates: 07/16/2020 - 09/08/2020	EUT Type: Tablet Device	Page 207 of 344



Plot 7-316. Radiated Spurious Emissions above 1GHz Antenna 2b (802.11n – UNII 3 Ch. 149)



Plot 7-317. Radiated Spurious Emissions above 1GHz Antenna 2b (802.11n – UNII 3 Ch. 157)



Plot 7-318. Radiated Spurious Emissions above 1GHz Antenna 2b (802.11n – UNII 3 Ch. 165)

FCC ID: BCGA2072	PCTEST Proud to be part of element	MEASUREMENT REPORT (CERTIFICATION)	Approved by: Quality Manager
Test Report S/N: 1C2004270030-12.BCG	Test Dates: 07/16/2020 - 09/08/2020	EUT Type: Tablet Device	Page 208 of 344

Antenna 2b Radiated Spurious Emission

§15.407(b) §15.205 & §15.209; RSS-Gen [8.9]

Worst Case Mode: 802.11n
 Worst Case Transfer Rate: MCS7
 Distance of Measurements: 3 Meters
 Operating Frequency: 5180MHz
 Channel: 36

Frequency [MHz]	Detector	Ant. Pol. [H/V]	Antenna Height [cm]	Turntable Azimuth [degree]	Analyzer Level [dBm]	AFCL [dB/m]	Field Strength [dBμV/m]	Limit [dBμV/m]	Margin [dB]
10360.00	Peak	H	-	-	-69.45	12.62	50.17	68.20	-18.03
* 15540.00	Average	H	-	-	-81.95	18.27	43.32	53.98	-10.66
* 15540.00	Peak	H	-	-	-69.33	18.27	55.94	73.98	-18.04

Table 7-58. Radiated Measurements Antenna 2b

Worst Case Mode: 802.11n
 Worst Case Transfer Rate: MCS7
 Distance of Measurements: 3 Meters
 Operating Frequency: 5200MHz
 Channel: 40

Frequency [MHz]	Detector	Ant. Pol. [H/V]	Antenna Height [cm]	Turntable Azimuth [degree]	Analyzer Level [dBm]	AFCL [dB/m]	Field Strength [dBμV/m]	Limit [dBμV/m]	Margin [dB]
10400.00	Peak	H	-	-	-69.56	13.01	50.45	68.20	-17.75
* 15600.00	Average	H	-	-	-81.81	19.04	44.23	53.98	-9.75
* 15600.00	Peak	H	-	-	-70.44	19.04	55.60	73.98	-18.38

Table 7-59. Radiated Measurements Antenna 2b

FCC ID: BCGA2072	 PCTEST Proud to be part of 	MEASUREMENT REPORT (CERTIFICATION)	Approved by: Quality Manager
Test Report S/N: 1C2004270030-12.BCG	Test Dates: 07/16/2020 - 09/08/2020	EUT Type: Tablet Device	Page 209 of 344

Worst Case Mode: 802.11n
Worst Case Transfer Rate: MCS7
Distance of Measurements: 3 Meters
Operating Frequency: 5240MHz
Channel: 48

Frequency [MHz]	Detector	Ant. Pol. [H/V]	Antenna Height [cm]	Turntable Azimuth [degree]	Analyzer Level [dBm]	AFCL [dB/m]	Field Strength [dBμV/m]	Limit [dBμV/m]	Margin [dB]
10480.00	Peak	H	-	-	-64.74	12.58	54.84	68.20	-13.36
* 15720.00	Average	H	-	-	-82.20	20.38	45.18	53.98	-8.80
* 15720.00	Peak	H	-	-	-71.79	20.38	55.59	73.98	-18.39

Table 7-60. Radiated Measurements Antenna 2b

Worst Case Mode: 802.11n
Worst Case Transfer Rate: MCS7
Distance of Measurements: 3 Meters
Operating Frequency: 5260MHz
Channel: 52

Frequency [MHz]	Detector	Ant. Pol. [H/V]	Antenna Height [cm]	Turntable Azimuth [degree]	Analyzer Level [dBm]	AFCL [dB/m]	Field Strength [dBμV/m]	Limit [dBμV/m]	Margin [dB]
10520.00	Peak	H	-	-	-69.35	12.46	50.11	68.20	-18.09
* 15780.00	Average	H	-	-	-82.40	19.59	44.19	53.98	-9.79
* 15780.00	Peak	H	-	-	-70.98	19.59	55.61	73.98	-18.37

Table 7-61. Radiated Measurements Antenna 2b

FCC ID: BCGA2072	 PCTEST Proud to be part of 	MEASUREMENT REPORT (CERTIFICATION)	Approved by: Quality Manager
Test Report S/N: 1C2004270030-12.BCG	Test Dates: 07/16/2020 - 09/08/2020	EUT Type: Tablet Device	Page 210 of 344

Worst Case Mode: 802.11n
Worst Case Transfer Rate: MCS7
Distance of Measurements: 3 Meters
Operating Frequency: 5280MHz
Channel: 56

Frequency [MHz]	Detector	Ant. Pol. [H/V]	Antenna Height [cm]	Turntable Azimuth [degree]	Analyzer Level [dBm]	AFCL [dB/m]	Field Strength [dBμV/m]	Limit [dBμV/m]	Margin [dB]
10560.00	Peak	H	-	-	-68.85	12.33	50.48	68.20	-17.72
* 15840.00	Average	H	-	-	-82.12	18.89	43.77	53.98	-10.21
* 15840.00	Peak	H	-	-	-70.91	18.89	54.98	73.98	-19.00

Table 7-62. Radiated Measurements Antenna 2b

Worst Case Mode: 802.11n
Worst Case Transfer Rate: MCS7
Distance of Measurements: 3 Meters
Operating Frequency: 5320MHz
Channel: 64

Frequency [MHz]	Detector	Ant. Pol. [H/V]	Antenna Height [cm]	Turntable Azimuth [degree]	Analyzer Level [dBm]	AFCL [dB/m]	Field Strength [dBμV/m]	Limit [dBμV/m]	Margin [dB]
* 10640.00	Average	H	-	-	-80.69	12.87	39.18	53.98	-14.80
* 10640.00	Peak	H	-	-	-69.19	12.87	50.68	73.98	-23.30
* 15960.00	Average	H	-	-	-82.53	19.04	43.51	53.98	-10.47
* 15960.00	Peak	H	-	-	-71.51	19.04	54.53	73.98	-19.45

Table 7-63. Radiated Measurements Antenna 2b

FCC ID: BCGA2072	 PCTEST Proud to be part of 	MEASUREMENT REPORT (CERTIFICATION)	Approved by: Quality Manager
Test Report S/N: 1C2004270030-12.BCG	Test Dates: 07/16/2020 - 09/08/2020	EUT Type: Tablet Device	Page 211 of 344

Worst Case Mode: 802.11n
Worst Case Transfer Rate: MCS7
Distance of Measurements: 3 Meters
Operating Frequency: 5500MHz
Channel: 100

	Frequency [MHz]	Detector	Ant. Pol. [H/V]	Antenna Height [cm]	Turntable Azimuth [degree]	Analyzer Level [dBm]	AFCL [dB/m]	Field Strength [dBμV/m]	Limit [dBμV/m]	Margin [dB]
*	11000.00	Average	H	-	-	-80.98	13.31	39.33	53.98	-14.65
*	11000.00	Peak	H	-	-	-69.91	13.31	50.40	73.98	-23.58
	16500.00	Peak	H	-	-	-70.07	19.79	56.72	68.20	-11.48

Table 7-64. Radiated Measurements Antenna 2b

Worst Case Mode: 802.11n
Worst Case Transfer Rate: MCS7
Distance of Measurements: 3 Meters
Operating Frequency: 5580Hz
Channel: 116

	Frequency [MHz]	Detector	Ant. Pol. [H/V]	Antenna Height [cm]	Turntable Azimuth [degree]	Analyzer Level [dBm]	AFCL [dB/m]	Field Strength [dBμV/m]	Limit [dBμV/m]	Margin [dB]
*	11160.00	Average	H	-	-	-81.02	13.17	39.15	53.98	-14.83
*	11160.00	Peak	H	-	-	-69.33	13.17	50.84	73.98	-23.14
	16740.00	Peak	H	-	-	-70.56	19.83	56.27	68.20	-11.93

Table 7-65. Radiated Measurements Antenna 2b

FCC ID: BCGA2072	 PCTEST Proud to be part of 	MEASUREMENT REPORT (CERTIFICATION)	Approved by: Quality Manager
Test Report S/N: 1C2004270030-12.BCG	Test Dates: 07/16/2020 - 09/08/2020	EUT Type: Tablet Device	Page 212 of 344

Worst Case Mode: 802.11n
Worst Case Transfer Rate: MCS7
Distance of Measurements: 3 Meters
Operating Frequency: 5720
Channel: 144

Frequency [MHz]	Detector	Ant. Pol. [H/V]	Antenna Height [cm]	Turntable Azimuth [degree]	Analyzer Level [dBm]	AFCL [dB/m]	Field Strength [dBμV/m]	Limit [dBμV/m]	Margin [dB]
* 11440.00	Average	H	-	-	-81.22	13.81	39.59	53.98	-14.39
* 11440.00	Peak	H	-	-	-69.95	13.81	50.86	73.98	-23.12
17160.00	Peak	H	-	-	-70.65	19.96	56.31	68.20	-11.89

Table 7-66. Radiated Measurements Antenna 2b

Worst Case Mode: 802.11n
Worst Case Transfer Rate: MCS7
Distance of Measurements: 3 Meters
Operating Frequency: 5745MHz
Channel: 149

Frequency [MHz]	Detector	Ant. Pol. [H/V]	Antenna Height [cm]	Turntable Azimuth [degree]	Analyzer Level [dBm]	AFCL [dB/m]	Field Strength [dBμV/m]	Limit [dBμV/m]	Margin [dB]
* 11490.00	Average	H	-	-	-81.45	14.03	39.58	53.98	-14.40
* 11490.00	Peak	H	-	-	-70.21	14.03	50.82	73.98	-23.16
17235.00	Peak	H	-	-	-70.61	20.11	56.50	68.20	-11.70

Table 7-67. Radiated Measurements Antenna 2b

FCC ID: BCGA2072	 PCTEST Proud to be part of 	MEASUREMENT REPORT (CERTIFICATION)	Approved by: Quality Manager
Test Report S/N: 1C2004270030-12.BCG	Test Dates: 07/16/2020 - 09/08/2020	EUT Type: Tablet Device	Page 213 of 344

Worst Case Mode: 802.11n
Worst Case Transfer Rate: MCS7
Distance of Measurements: 3 Meters
Operating Frequency: 5785MHz
Channel: 157

Frequency [MHz]	Detector	Ant. Pol. [H/V]	Antenna Height [cm]	Turntable Azimuth [degree]	Analyzer Level [dBm]	AFCL [dB/m]	Field Strength [dBμV/m]	Limit [dBμV/m]	Margin [dB]
* 11570.00	Average	H	-	-	-81.46	14.21	39.75	53.98	-14.23
* 11570.00	Peak	H	-	-	-70.65	14.21	50.56	73.98	-23.42
17355.00	Peak	H	-	-	-71.59	19.86	55.27	68.20	-12.93

Table 7-68. Radiated Measurements Antenna 2b

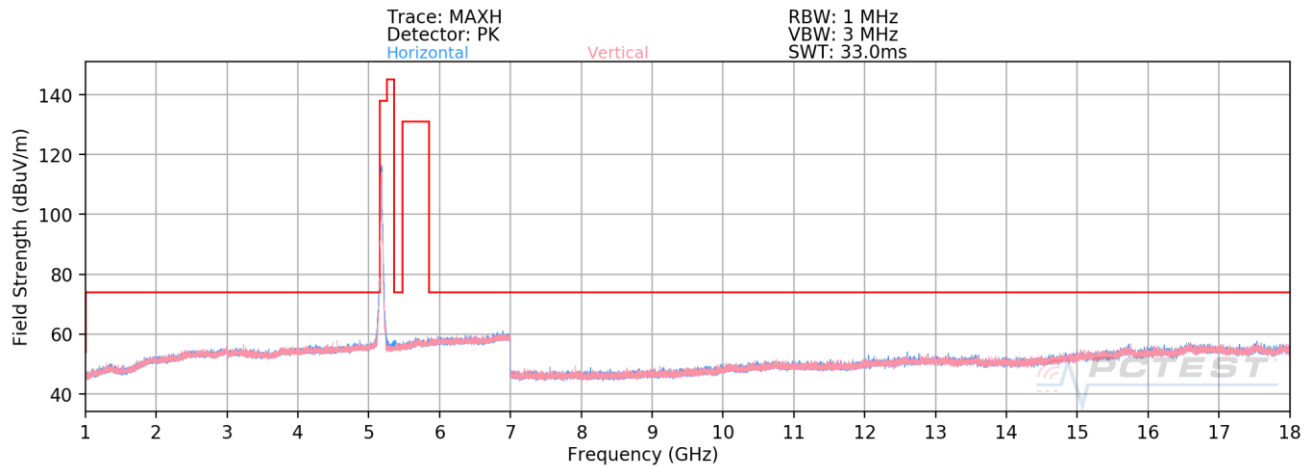
Worst Case Mode: 802.11n
Worst Case Transfer Rate: MCS7
Distance of Measurements: 3 Meters
Operating Frequency: 5825MHz
Channel: 165

Frequency [MHz]	Detector	Ant. Pol. [H/V]	Antenna Height [cm]	Turntable Azimuth [degree]	Analyzer Level [dBm]	AFCL [dB/m]	Field Strength [dBμV/m]	Limit [dBμV/m]	Margin [dB]
* 11650.00	Average	H	-	-	-81.47	14.25	39.78	53.98	-14.20
* 11650.00	Peak	H	-	-	-69.57	14.25	51.68	73.98	-22.30
17475.00	Peak	H	-	-	-71.57	20.58	56.01	68.20	-12.19

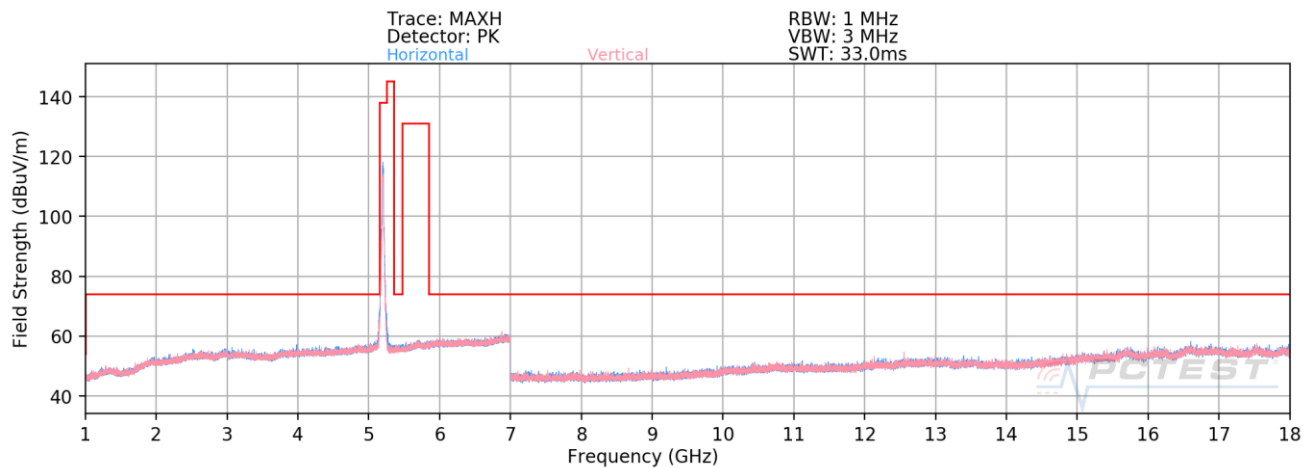
Table 7-69. Radiated Measurements Antenna 2b

FCC ID: BCGA2072	 PCTEST Proud to be part of 	MEASUREMENT REPORT (CERTIFICATION)	Approved by: Quality Manager
Test Report S/N: 1C2004270030-12.BCG	Test Dates: 07/16/2020 - 09/08/2020	EUT Type: Tablet Device	Page 214 of 344

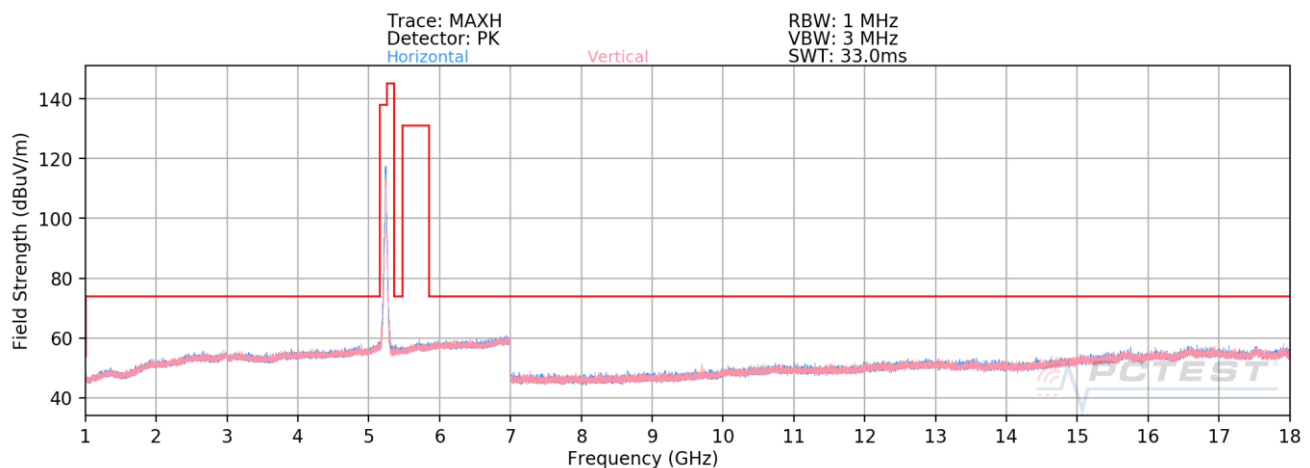
7.6.2 Antenna 2a Radiated Spurious Emission



Plot 7-319. Radiated Spurious Emissions above 1GHz Antenna 2a (802.11n – UNII 1 Ch. 36)

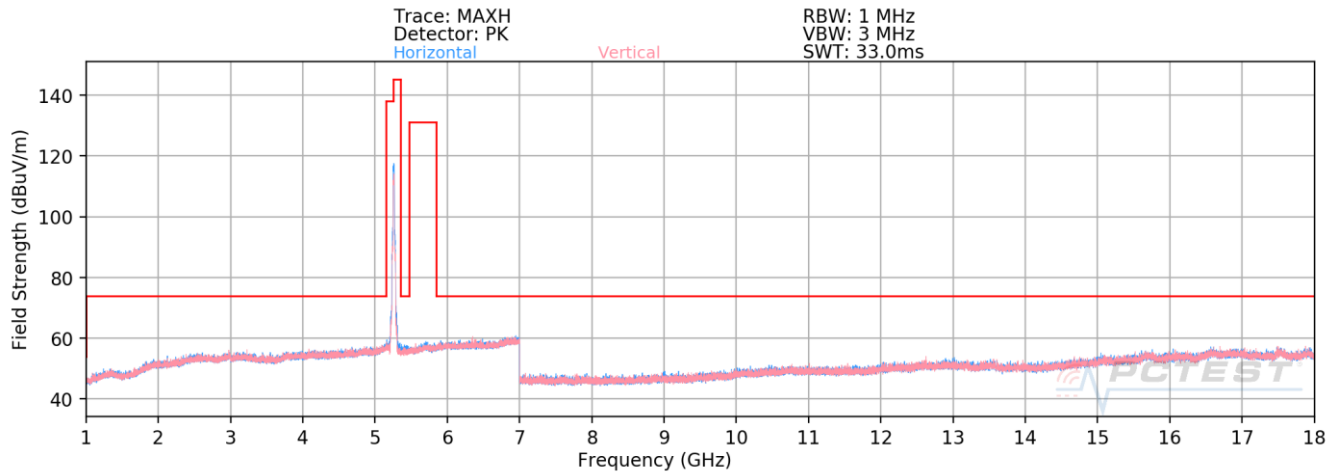


Plot 7-320. Radiated Spurious Emissions above 1GHz Antenna 2a (802.11n – UNII 1 Ch. 40)

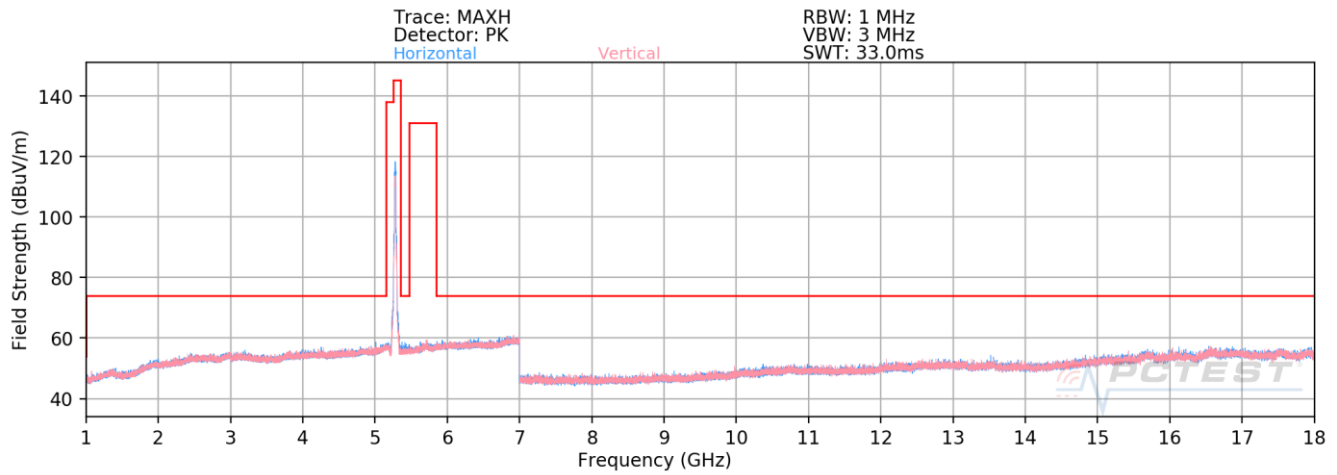


Plot 7-321. Radiated Spurious Emissions above 1GHz Antenna 2a (802.11n – UNII 1 Ch. 48)

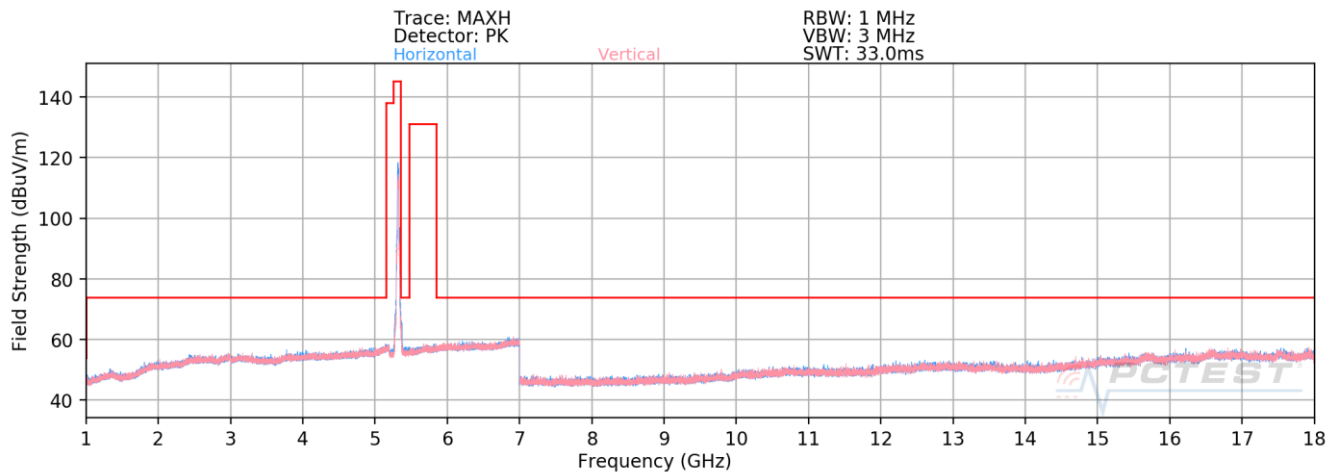
FCC ID: BCGA2072	PCTEST Proud to be part of element	MEASUREMENT REPORT (CERTIFICATION)	Approved by: Quality Manager
Test Report S/N: 1C2004270030-12.BCG	Test Dates: 07/16/2020 - 09/08/2020	EUT Type: Tablet Device	Page 215 of 344



Plot 7-322. Radiated Spurious Emissions above 1GHz Antenna 2a (802.11n – UNII 2A Ch. 52)

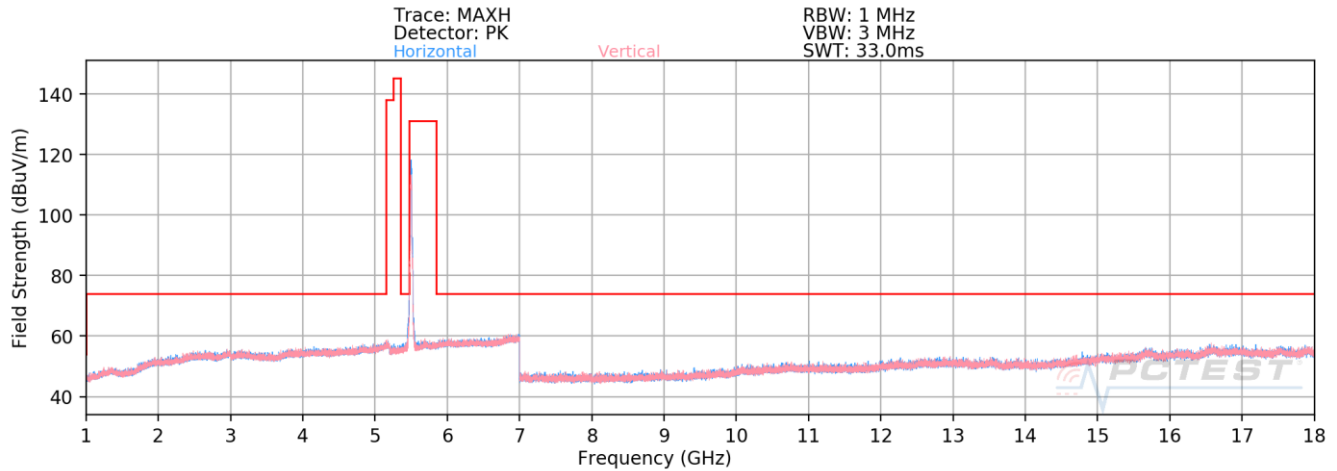


Plot 7-323. Radiated Spurious Emissions above 1GHz Antenna 2a (802.11n – UNII 2A Ch. 56)

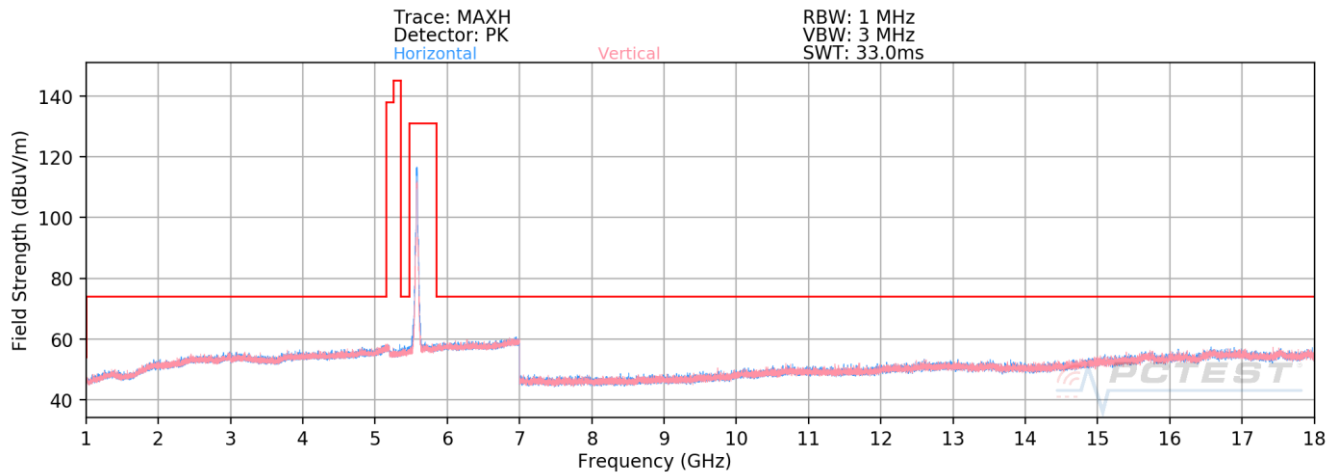


Plot 7-324. Radiated Spurious Emissions above 1GHz Antenna 2a (802.11n – UNII 2A Ch. 64)

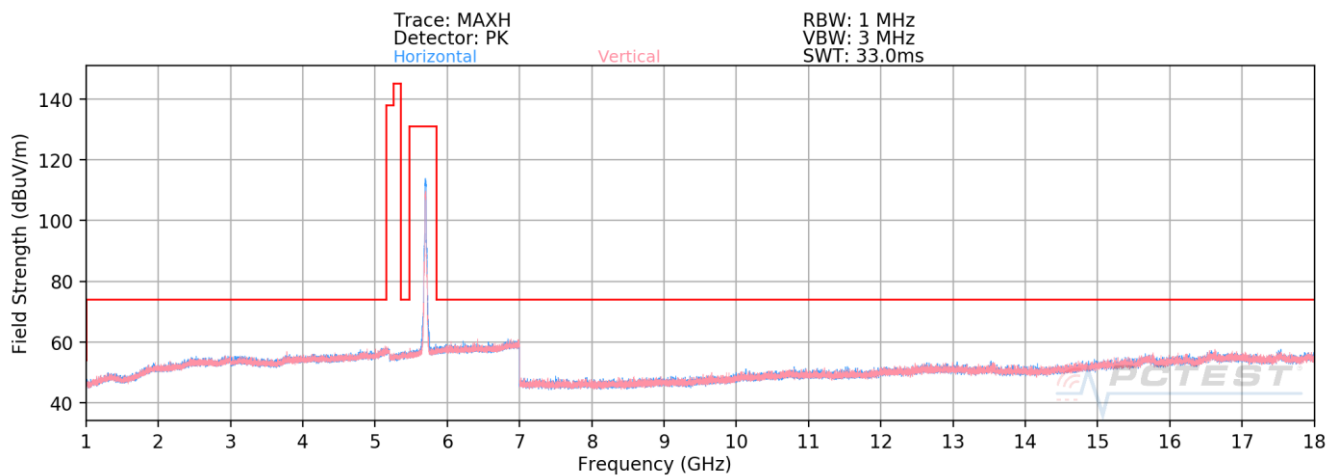
FCC ID: BCGA2072	 PCTEST Proud to be part of 	MEASUREMENT REPORT (CERTIFICATION)	Approved by: Quality Manager
Test Report S/N: 1C2004270030-12.BCG	Test Dates: 07/16/2020 - 09/08/2020	EUT Type: Tablet Device	Page 216 of 344



Plot 7-325. Radiated Spurious Emissions above 1GHz Antenna 2a (802.11n – UNII 2C Ch. 100)

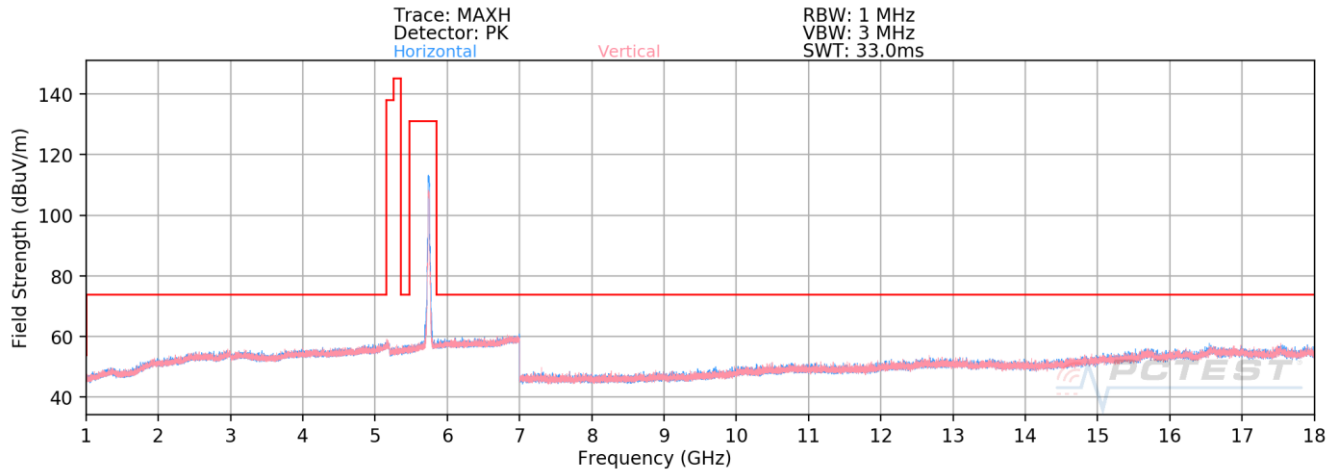


Plot 7-326. Radiated Spurious Emissions above 1GHz Antenna 2a (802.11n – UNII 2C Ch. 116)

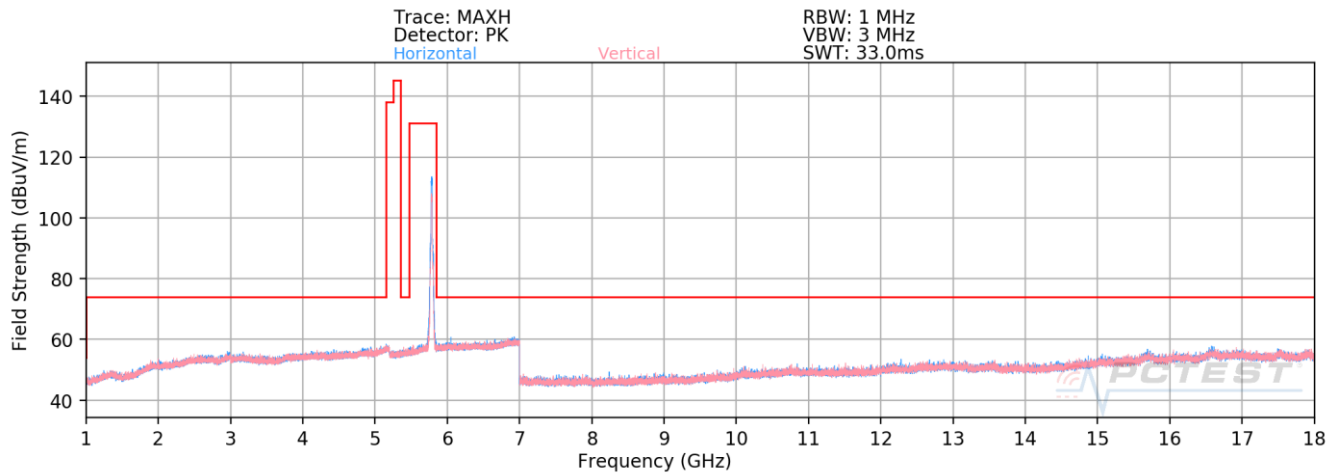


Plot 7-327. Radiated Spurious Emissions above 1GHz Antenna 2a (802.11n – UNII 2C Ch. 144)

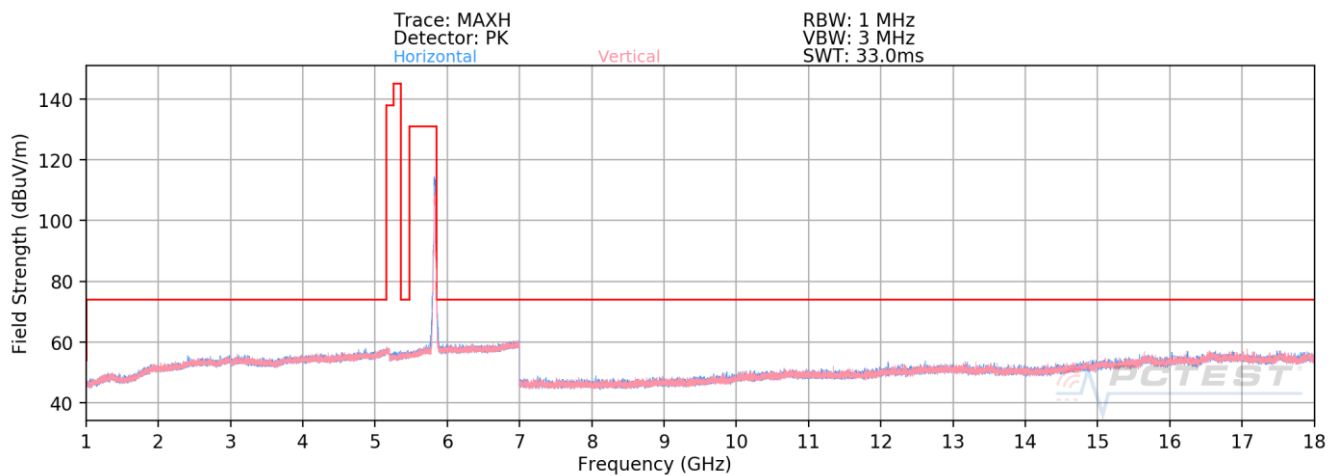
FCC ID: BCGA2072		MEASUREMENT REPORT (CERTIFICATION)	Approved by: Quality Manager
Test Report S/N: 1C2004270030-12.BCG	Test Dates: 07/16/2020 - 09/08/2020	EUT Type: Tablet Device	Page 217 of 344



Plot 7-328. Radiated Spurious Emissions above 1GHz Antenna 2a (802.11n – UNII 3 Ch. 149)



Plot 7-329. Radiated Spurious Emissions above 1GHz Antenna 2a (802.11n – UNII 3 Ch. 157)



Plot 7-330. Radiated Spurious Emissions above 1GHz Antenna 2a (802.11n – UNII 3 Ch. 165)

FCC ID: BCGA2072	PCTEST Proud to be part of element	MEASUREMENT REPORT (CERTIFICATION)		Approved by: Quality Manager
Test Report S/N: 1C2004270030-12.BCG	Test Dates: 07/16/2020 - 09/08/2020	EUT Type: Tablet Device		Page 218 of 344

Antenna 2a Radiated Spurious Emission

§15.407(b) §15.205 & §15.209; RSS-Gen [8.9]

Worst Case Mode: 802.11n
 Worst Case Transfer Rate: MCS7
 Distance of Measurements: 3 Meters
 Operating Frequency: 5180MHz
 Channel: 36

Frequency [MHz]	Detector	Ant. Pol. [H/V]	Antenna Height [cm]	Turntable Azimuth [degree]	Analyzer Level [dBm]	AFCL [dB/m]	Field Strength [dBμV/m]	Limit [dBμV/m]	Margin [dB]
10360.00	Peak	H	-	-	-69.28	12.62	50.34	68.20	-17.86
* 15540.00	Average	H	-	-	-82.24	18.27	43.03	53.98	-10.95
* 15540.00	Peak	H	-	-	-71.30	18.27	53.97	73.98	-20.01

Table 7-70. Radiated Measurements Antenna 2a

Worst Case Mode: 802.11n
 Worst Case Transfer Rate: MCS7
 Distance of Measurements: 3 Meters
 Operating Frequency: 5200MHz
 Channel: 40

Frequency [MHz]	Detector	Ant. Pol. [H/V]	Antenna Height [cm]	Turntable Azimuth [degree]	Analyzer Level [dBm]	AFCL [dB/m]	Field Strength [dBμV/m]	Limit [dBμV/m]	Margin [dB]
10400.00	Peak	H	-	-	-69.30	13.01	50.71	68.20	-17.49
* 15600.00	Average	H	-	-	-81.72	19.04	44.32	53.98	-9.66
* 15600.00	Peak	H	-	-	-70.01	19.04	56.03	73.98	-17.95

Table 7-71. Radiated Measurements Antenna 2a

FCC ID: BCGA2072	 PCTEST Proud to be part of 	MEASUREMENT REPORT (CERTIFICATION)	Approved by: Quality Manager
Test Report S/N: 1C2004270030-12.BCG	Test Dates: 07/16/2020 - 09/08/2020	EUT Type: Tablet Device	Page 219 of 344

Worst Case Mode: 802.11n
Worst Case Transfer Rate: MCS7
Distance of Measurements: 3 Meters
Operating Frequency: 5240MHz
Channel: 48

Frequency [MHz]	Detector	Ant. Pol. [H/V]	Antenna Height [cm]	Turntable Azimuth [degree]	Analyzer Level [dBm]	AFCL [dB/m]	Field Strength [dBμV/m]	Limit [dBμV/m]	Margin [dB]
10480.00	Peak	H	-	`	-71.04	12.58	48.54	68.20	-19.66
* 15720.00	Average	H	-	`	-83.86	20.38	43.52	53.98	-10.46
* 15720.00	Peak	H	-	`	-73.20	20.38	54.18	73.98	-19.80

Table 7-72. Radiated Measurements Antenna 2a

Worst Case Mode: 802.11n
Worst Case Transfer Rate: MCS7
Distance of Measurements: 3 Meters
Operating Frequency: 5260MHz
Channel: 52

Frequency [MHz]	Detector	Ant. Pol. [H/V]	Antenna Height [cm]	Turntable Azimuth [degree]	Analyzer Level [dBm]	AFCL [dB/m]	Field Strength [dBμV/m]	Limit [dBμV/m]	Margin [dB]
10520.00	Peak	H	-	-	-69.34	12.46	50.12	68.20	-18.08
* 15780.00	Average	H	-	-	-82.37	19.59	44.22	53.98	-9.76
* 15780.00	Peak	H	-	-	-71.07	19.59	55.52	73.98	-18.46

Table 7-73. Radiated Measurements Antenna 2a

FCC ID: BCGA2072	 PCTEST Proud to be part of 	MEASUREMENT REPORT (CERTIFICATION)	Approved by: Quality Manager
Test Report S/N: 1C2004270030-12.BCG	Test Dates: 07/16/2020 - 09/08/2020	EUT Type: Tablet Device	Page 220 of 344

Worst Case Mode: 802.11n
Worst Case Transfer Rate: MCS7
Distance of Measurements: 3 Meters
Operating Frequency: 5280MHz
Channel: 56

Frequency [MHz]	Detector	Ant. Pol. [H/V]	Antenna Height [cm]	Turntable Azimuth [degree]	Analyzer Level [dBm]	AFCL [dB/m]	Field Strength [dBμV/m]	Limit [dBμV/m]	Margin [dB]
10560.00	Peak	H	*	-	-68.85	12.33	50.48	68.20	-17.72
* 15840.00	Average	H	-	-	-81.97	18.89	43.92	53.98	-10.06
* 15840.00	Peak	H	-	-	-71.22	18.89	54.67	73.98	-19.31

Table 7-74. Radiated Measurements Antenna 2a

Worst Case Mode: 802.11n
Worst Case Transfer Rate: MCS7
Distance of Measurements: 3 Meters
Operating Frequency: 5320MHz
Channel: 64

Frequency [MHz]	Detector	Ant. Pol. [H/V]	Antenna Height [cm]	Turntable Azimuth [degree]	Analyzer Level [dBm]	AFCL [dB/m]	Field Strength [dBμV/m]	Limit [dBμV/m]	Margin [dB]
* 10640.00	Average	H	-	-	-80.81	12.87	39.06	53.98	-14.92
* 10640.00	Peak	H	-	-	-69.31	12.87	50.56	73.98	-23.42
* 15960.00	Average	H	-	-	-82.64	19.04	43.40	53.98	-10.58
* 15960.00	Peak	H	-	-	-70.25	19.04	55.79	73.98	-18.19

Table 7-75. Radiated Measurements Antenna 2a

FCC ID: BCGA2072	 PCTEST Proud to be part of 	MEASUREMENT REPORT (CERTIFICATION)	Approved by: Quality Manager
Test Report S/N: 1C2004270030-12.BCG	Test Dates: 07/16/2020 - 09/08/2020	EUT Type: Tablet Device	Page 221 of 344

Worst Case Mode: 802.11n
Worst Case Transfer Rate: MCS7
Distance of Measurements: 3 Meters
Operating Frequency: 5500MHz
Channel: 100

Frequency [MHz]	Detector	Ant. Pol. [H/V]	Antenna Height [cm]	Turntable Azimuth [degree]	Analyzer Level [dBm]	AFCL [dB/m]	Field Strength [dBμV/m]	Limit [dBμV/m]	Margin [dB]
* 11000.00	Average	H	-	-	-81.16	13.31	39.15	53.98	-14.83
* 11000.00	Peak	H	-	-	-68.86	13.31	51.45	73.98	-22.53
16500.00	Peak	H	-	-	-70.72	19.79	56.07	68.20	-12.13

Table 7-76. Radiated Measurements Antenna 2a

Worst Case Mode: 802.11n
Worst Case Transfer Rate: MCS7
Distance of Measurements: 3 Meters
Operating Frequency: 5580z
Channel: 116

Frequency [MHz]	Detector	Ant. Pol. [H/V]	Antenna Height [cm]	Turntable Azimuth [degree]	Analyzer Level [dBm]	AFCL [dB/m]	Field Strength [dBμV/m]	Limit [dBμV/m]	Margin [dB]
* 11160.00	Average	H	-	-	-80.97	13.17	39.20	53.98	-14.78
* 11160.00	Peak	H	-	-	-69.60	13.17	50.57	73.98	-23.41
16740.00	Peak	H	-	-	-70.75	19.83	56.08	68.20	-12.12

Table 7-77. Radiated Measurements Antenna 2a

FCC ID: BCGA2072	 PCTEST Proud to be part of 	MEASUREMENT REPORT (CERTIFICATION)	Approved by: Quality Manager
Test Report S/N: 1C2004270030-12.BCG	Test Dates: 07/16/2020 - 09/08/2020	EUT Type: Tablet Device	Page 222 of 344

Worst Case Mode: 802.11n
Worst Case Transfer Rate: MCS7
Distance of Measurements: 3 Meters
Operating Frequency: 5720MHz
Channel: 144

Frequency [MHz]	Detector	Ant. Pol. [H/V]	Antenna Height [cm]	Turntable Azimuth [degree]	Analyzer Level [dBm]	AFCL [dB/m]	Field Strength [dBμV/m]	Limit [dBμV/m]	Margin [dB]
* 11440.00	Average	H	-	-	-81.32	13.81	39.49	53.98	-14.49
* 11440.00	Peak	H	-	-	-69.59	13.81	51.22	73.98	-22.76
17160.00	Peak	H	-	-	-71.00	19.96	55.96	68.20	-12.24

Table 7-78. Radiated Measurements Antenna 2a

Worst Case Mode: 802.11n
Worst Case Transfer Rate: MCS7
Distance of Measurements: 3 Meters
Operating Frequency: 5745MHz
Channel: 149

Frequency [MHz]	Detector	Ant. Pol. [H/V]	Antenna Height [cm]	Turntable Azimuth [degree]	Analyzer Level [dBm]	AFCL [dB/m]	Field Strength [dBμV/m]	Limit [dBμV/m]	Margin [dB]
* 11490.00	Average	H	-	-	-81.20	14.03	39.83	53.98	-14.15
* 11490.00	Peak	H	-	-	-69.69	14.03	51.34	73.98	-22.64
17235.00	Peak	H	-	-	-71.26	20.11	55.85	68.20	-12.35

Table 7-79. Radiated Measurements Antenna 2a

FCC ID: BCGA2072	 PCTEST Proud to be part of 	MEASUREMENT REPORT (CERTIFICATION)	Approved by: Quality Manager
Test Report S/N: 1C2004270030-12.BCG	Test Dates: 07/16/2020 - 09/08/2020	EUT Type: Tablet Device	Page 223 of 344

Worst Case Mode: 802.11n
Worst Case Transfer Rate: MCS7
Distance of Measurements: 3 Meters
Operating Frequency: 5785MHz
Channel: 157

Frequency [MHz]	Detector	Ant. Pol. [H/V]	Antenna Height [cm]	Turntable Azimuth [degree]	Analyzer Level [dBm]	AFCL [dB/m]	Field Strength [dBμV/m]	Limit [dBμV/m]	Margin [dB]
* 11570.00	Average	H	-	-	-81.46	14.21	39.75	53.98	-14.23
* 11570.00	Peak	H	-	-	-69.90	14.21	51.31	73.98	-22.67
17355.00	Peak	H	-	-	-71.36	19.86	55.50	68.20	-12.70

Table 7-80. Radiated Measurements Antenna 2a

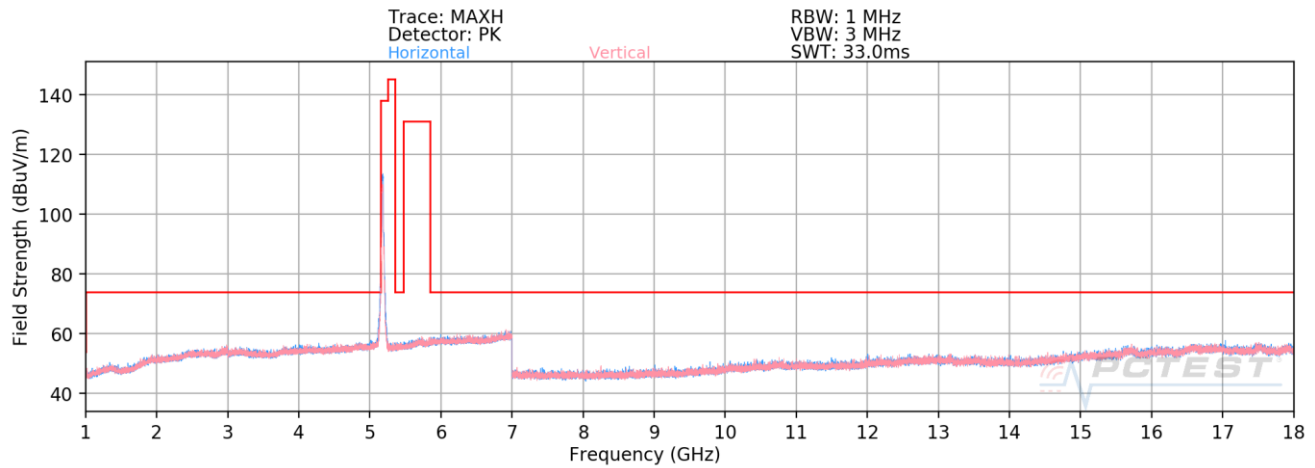
Worst Case Mode: 802.11n
Worst Case Transfer Rate: MCS7
Distance of Measurements: 3 Meters
Operating Frequency: 5825MHz
Channel: 165

Frequency [MHz]	Detector	Ant. Pol. [H/V]	Antenna Height [cm]	Turntable Azimuth [degree]	Analyzer Level [dBm]	AFCL [dB/m]	Field Strength [dBμV/m]	Limit [dBμV/m]	Margin [dB]
* 11650.00	Average	H	-	-	-81.46	14.25	39.79	53.98	-14.19
* 11650.00	Peak	H	-	-	-69.92	14.25	51.33	73.98	-22.65
17475.00	Peak	H	-	-	-71.55	20.58	56.03	68.20	-12.17

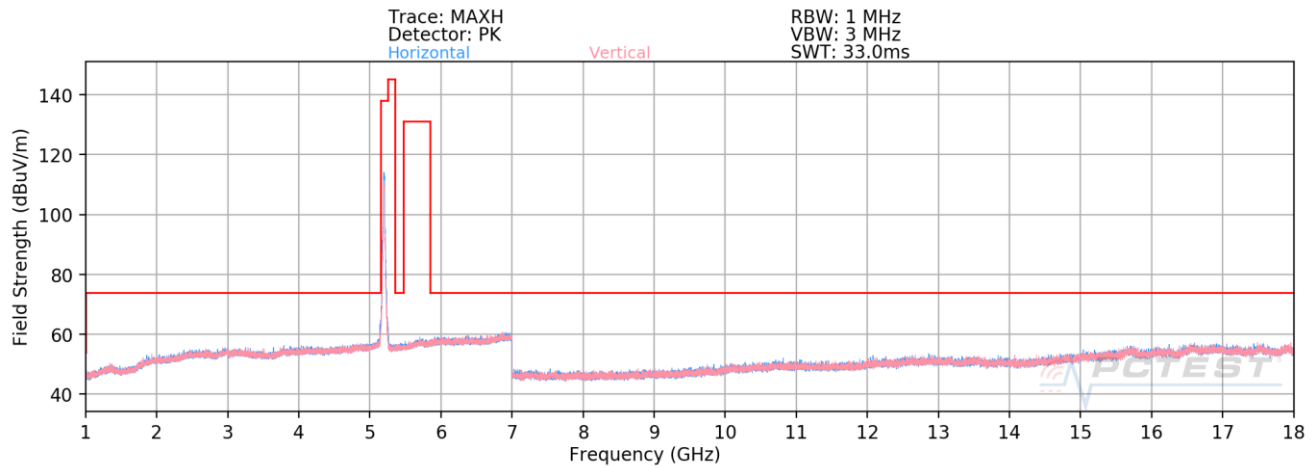
Table 7-81. Radiated Measurements Antenna 2a

FCC ID: BCGA2072	 PCTEST Proud to be part of 	MEASUREMENT REPORT (CERTIFICATION)	Approved by: Quality Manager
Test Report S/N: 1C2004270030-12.BCG	Test Dates: 07/16/2020 - 09/08/2020	EUT Type: Tablet Device	Page 224 of 344

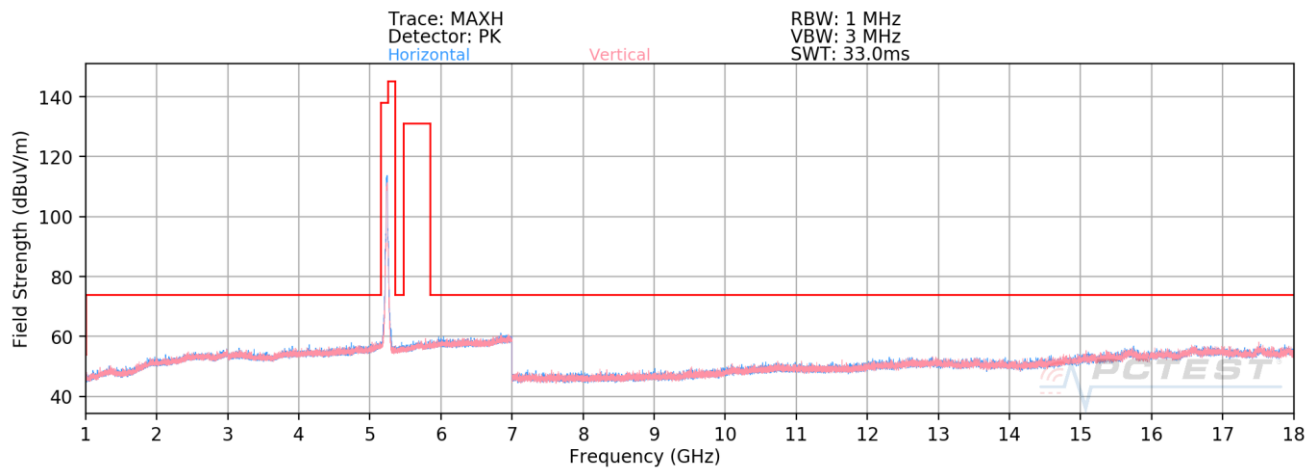
7.6.2 Antenna 1b Radiated Spurious Emission



Plot 7-331. Radiated Spurious Emissions above 1GHz Antenna 1b (802.11n – UNII 1 Ch. 36)

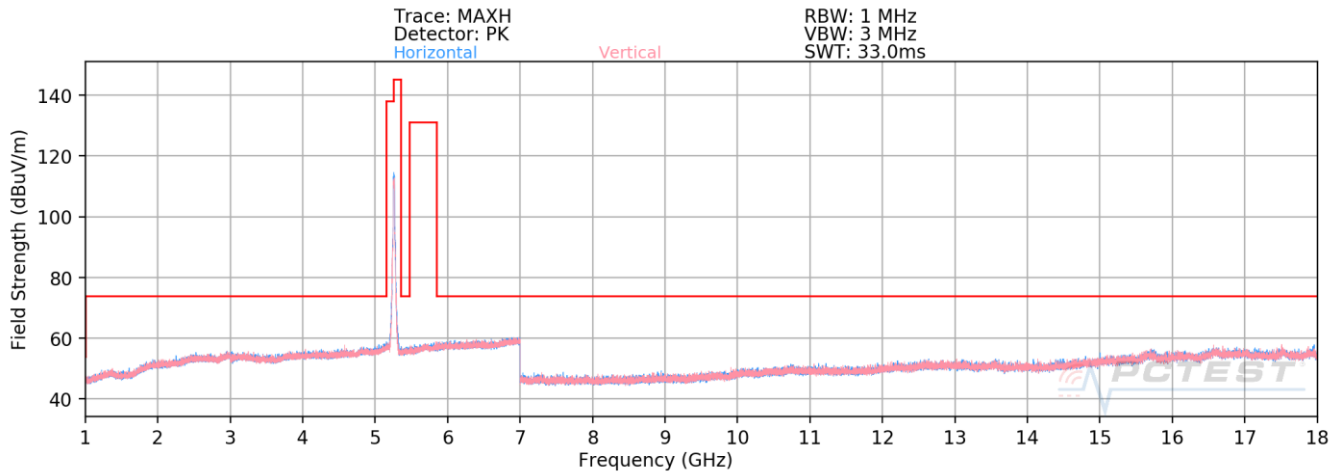


Plot 7-332. Radiated Spurious Emissions above 1GHz Antenna 1b (802.11n – UNII 1 Ch. 40)

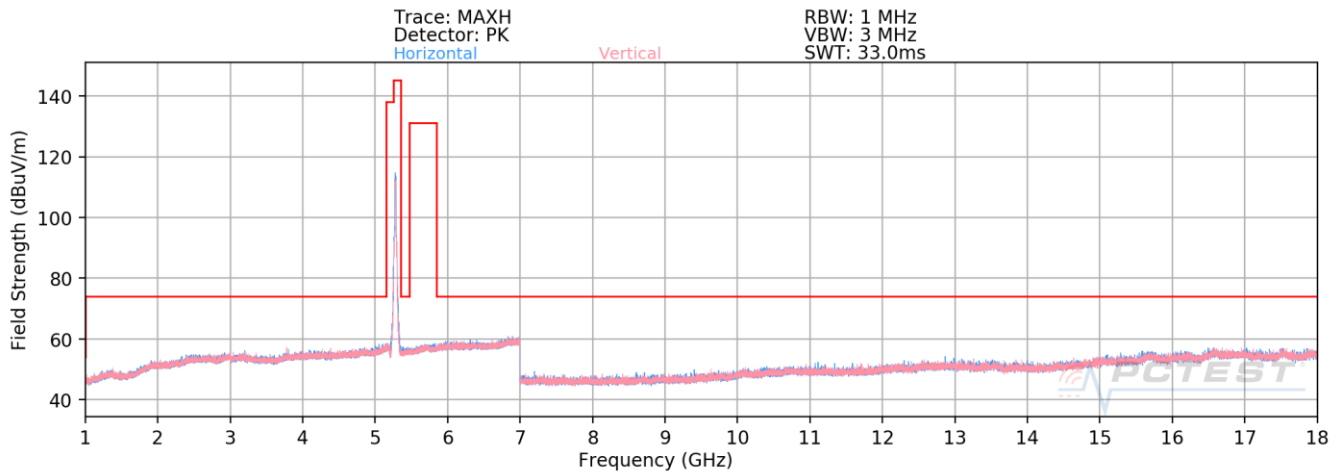


Plot 7-333. Radiated Spurious Emissions above 1GHz Antenna 1b (802.11n – UNII 1 Ch. 48)

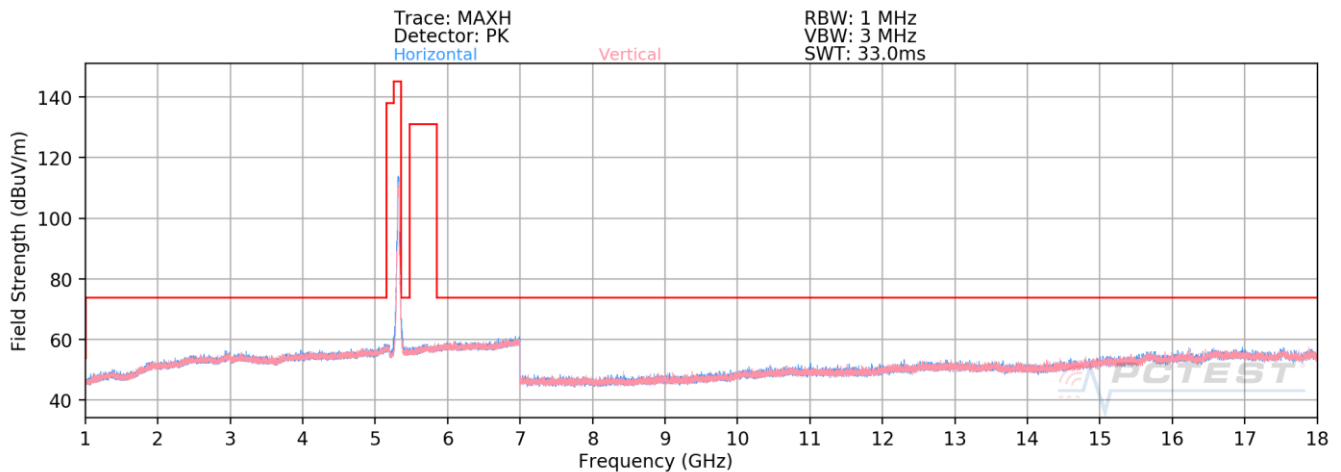
FCC ID: BCGA2072	PCTEST Proud to be part of element	MEASUREMENT REPORT (CERTIFICATION)	Approved by: Quality Manager
Test Report S/N: 1C2004270030-12.BCG	Test Dates: 07/16/2020 - 09/08/2020	EUT Type: Tablet Device	Page 225 of 344



Plot 7-334. Radiated Spurious Emissions above 1GHz Antenna 1b (802.11n – UNII 2A Ch. 52)

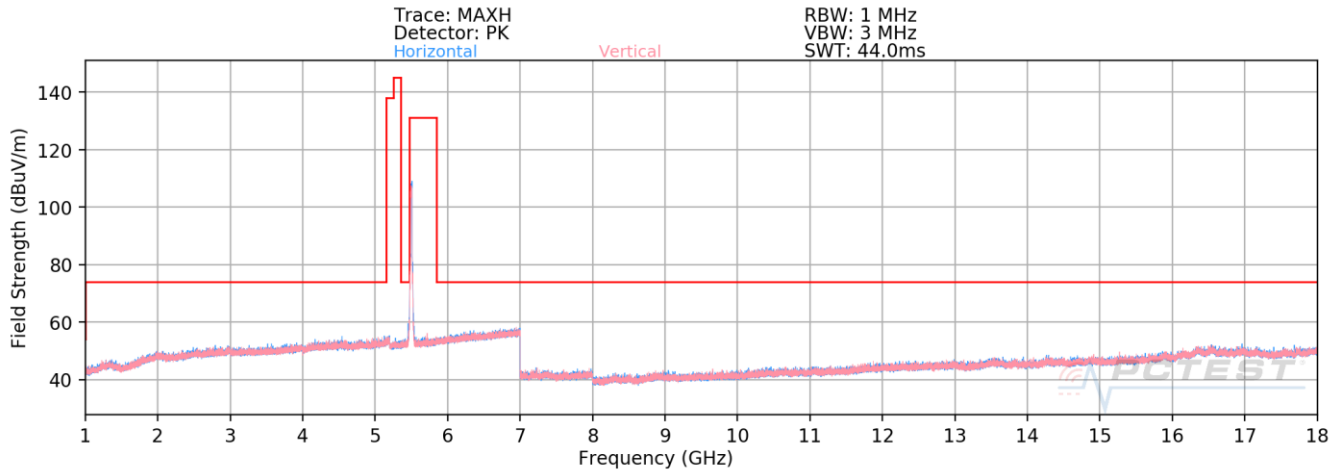


Plot 7-335. Radiated Spurious Emissions above 1GHz Antenna 1b (802.11n – UNII 2A Ch. 56)

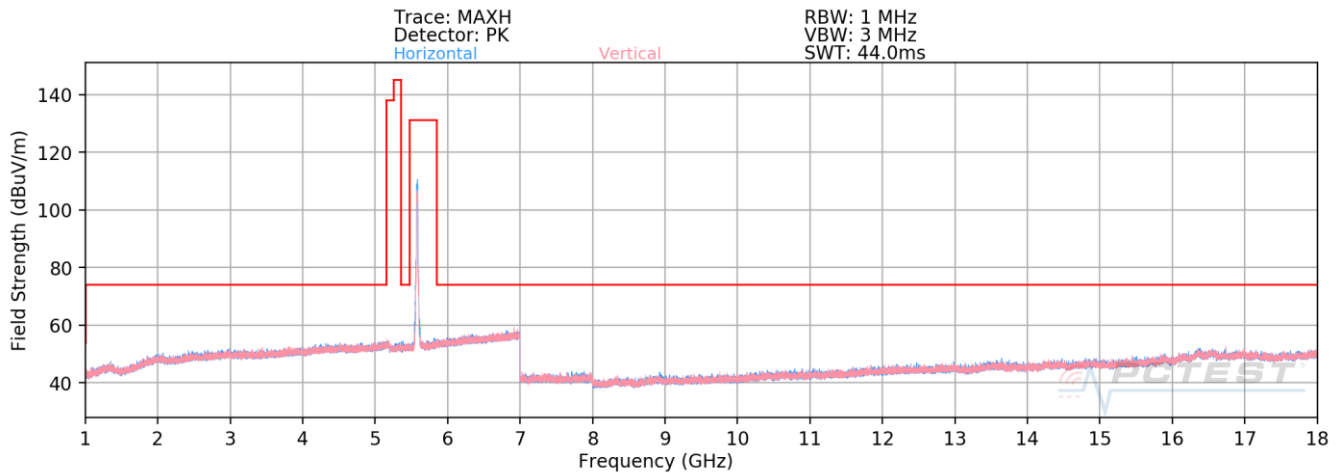


Plot 7-336. Radiated Spurious Emissions above 1GHz Antenna 1b (802.11n – UNII 2A Ch. 64)

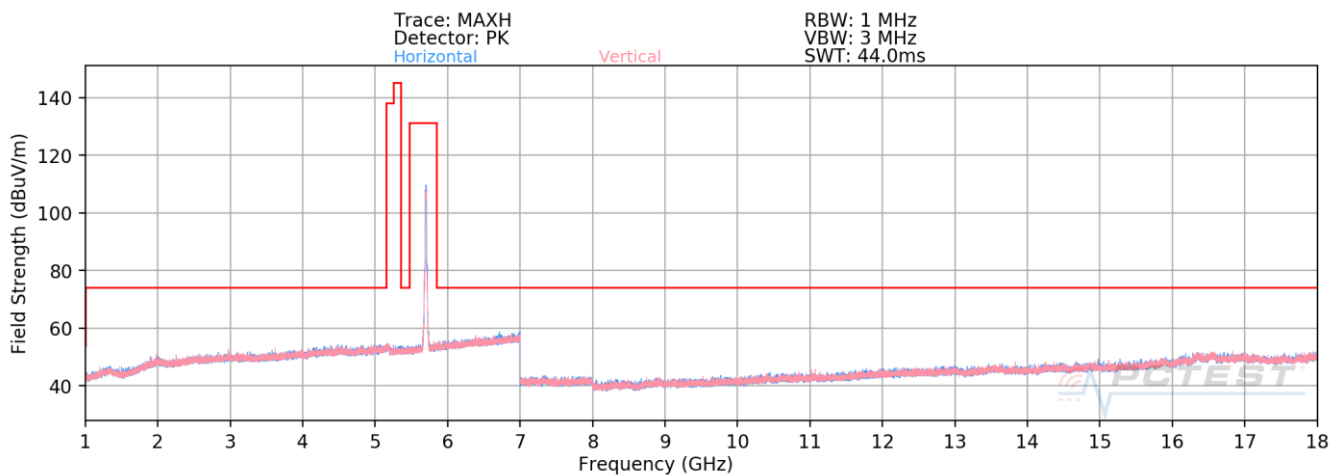
FCC ID: BCGA2072	PCTEST Proud to be part of element	MEASUREMENT REPORT (CERTIFICATION)	Approved by: Quality Manager
Test Report S/N: 1C2004270030-12.BCG	Test Dates: 07/16/2020 - 09/08/2020	EUT Type: Tablet Device	Page 226 of 344



Plot 7-337. Radiated Spurious Emissions above 1GHz Antenna 1b (802.11n – UNII 2C Ch. 100)

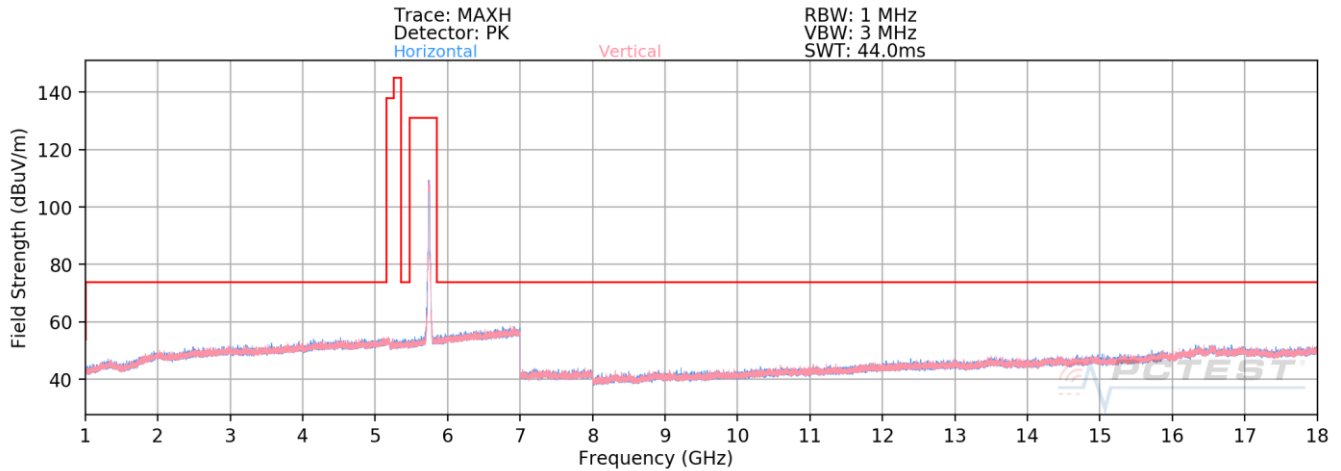


Plot 7-338. Radiated Spurious Emissions above 1GHz Antenna 1b (802.11n – UNII 2C Ch. 116)

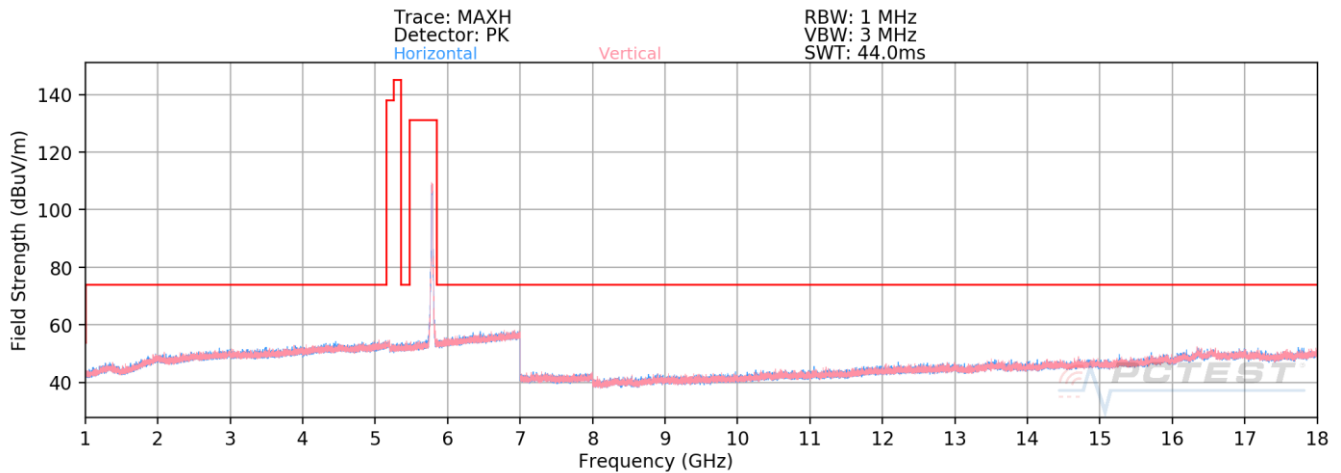


Plot 7-339. Radiated Spurious Emissions above 1GHz Antenna 1b (802.11n – UNII 2C Ch. 144)

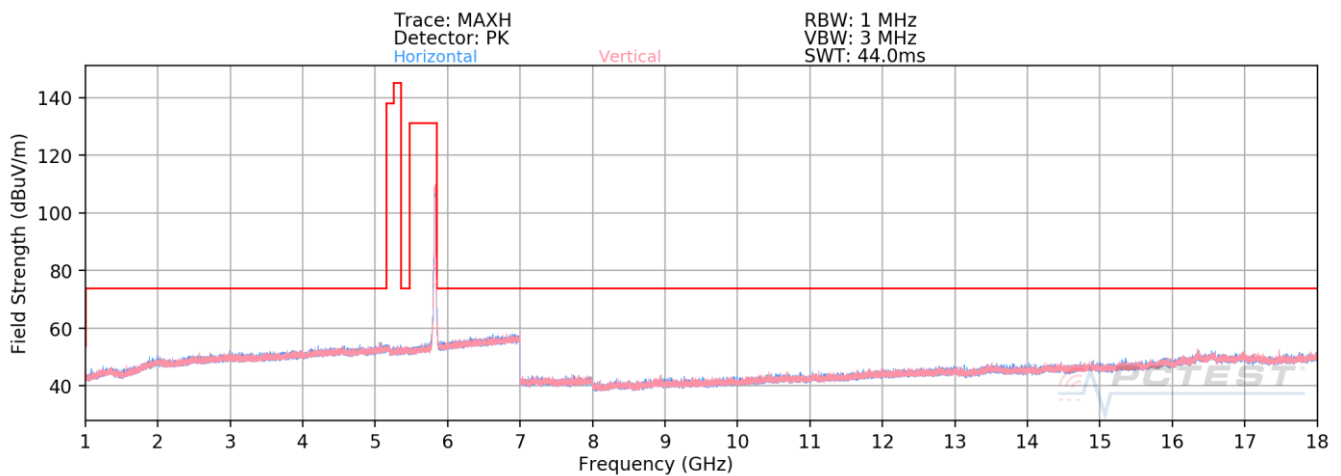
FCC ID: BCGA2072	PCTEST Proud to be part of element	MEASUREMENT REPORT (CERTIFICATION)	Approved by: Quality Manager
Test Report S/N: 1C2004270030-12.BCG	Test Dates: 07/16/2020 - 09/08/2020	EUT Type: Tablet Device	Page 227 of 344



Plot 7-340. Radiated Spurious Emissions above 1GHz Antenna 1b (802.11n – UNII 3 Ch. 149)



Plot 7-341. Radiated Spurious Emissions above 1GHz Antenna 1b (802.11n – UNII 3 Ch. 157)



Plot 7-342. Radiated Spurious Emissions above 1GHz Antenna 1b (802.11n – UNII 3 Ch. 165)

FCC ID: BCGA2072	PCTEST Proud to be part of element	MEASUREMENT REPORT (CERTIFICATION)	Approved by: Quality Manager
Test Report S/N: 1C2004270030-12.BCG	Test Dates: 07/16/2020 - 09/08/2020	EUT Type: Tablet Device	Page 228 of 344

Antenna 1b Radiated Spurious Emission

§15.407(b) §15.205 & §15.209; RSS-Gen [8.9]

Worst Case Mode: 802.11n
Worst Case Transfer Rate: MCS7
Distance of Measurements: 3 Meters
Operating Frequency: 5180MHz
Channel: 36

Frequency [MHz]	Detector	Ant. Pol. [H/V]	Antenna Height [cm]	Turntable Azimuth [degree]	Analyzer Level [dBm]	AFCL [dB/m]	Field Strength [dBμV/m]	Limit [dBμV/m]	Margin [dB]
10360.00	Peak	H	-	-	-69.15	12.62	50.47	68.20	-17.73
* 15540.00	Average	H	-	-	-82.12	18.27	43.15	53.98	-10.83
* 15540.00	Peak	H	-	-	-70.87	18.27	54.40	73.98	-19.58

Table 7-82. Radiated Measurements Antenna 1b

Worst Case Mode: 802.11n
Worst Case Transfer Rate: MCS7
Distance of Measurements: 3 Meters
Operating Frequency: 5200MHz
Channel: 40

Frequency [MHz]	Detector	Ant. Pol. [H/V]	Antenna Height [cm]	Turntable Azimuth [degree]	Analyzer Level [dBm]	AFCL [dB/m]	Field Strength [dBμV/m]	Limit [dBμV/m]	Margin [dB]
10400.00	Peak	H	-	-	-69.71	13.01	50.30	68.20	-17.90
* 15600.00	Average	H	-	-	-81.78	19.04	44.26	53.98	-9.72
* 15600.00	Peak	H	-	-	-70.92	19.04	55.12	73.98	-18.86

Table 7-83. Radiated Measurements Antenna 1b

FCC ID: BCGA2072	 PCTEST Proud to be part of 	MEASUREMENT REPORT (CERTIFICATION)	Approved by: Quality Manager
Test Report S/N: 1C2004270030-12.BCG	Test Dates: 07/16/2020 - 09/08/2020	EUT Type: Tablet Device	Page 229 of 344

Worst Case Mode: 802.11n
Worst Case Transfer Rate: MCS7
Distance of Measurements: 3 Meters
Operating Frequency: 5240MHz
Channel: 48

Frequency [MHz]	Detector	Ant. Pol. [H/V]	Antenna Height [cm]	Turntable Azimuth [degree]	Analyzer Level [dBm]	AFCL [dB/m]	Field Strength [dBμV/m]	Limit [dBμV/m]	Margin [dB]
10480.00	Peak	H	-	-	-69.75	12.58	49.83	68.20	-18.37
* 15720.00	Average	H	-	-	-82.76	20.38	44.62	53.98	-9.36
* 15720.00	Peak	H	-	-	-71.69	20.38	55.69	73.98	-18.29

Table 7-84. Radiated Measurements Antenna 1b

Worst Case Mode: 802.11n
Worst Case Transfer Rate: MCS7
Distance of Measurements: 3 Meters
Operating Frequency: 5260MHz
Channel: 52

Frequency [MHz]	Detector	Ant. Pol. [H/V]	Antenna Height [cm]	Turntable Azimuth [degree]	Analyzer Level [dBm]	AFCL [dB/m]	Field Strength [dBμV/m]	Limit [dBμV/m]	Margin [dB]
10520.00	Peak	H	-	-	-69.16	12.46	50.30	68.20	-17.90
* 15780.00	Average	H	-	-	-82.38	19.59	44.21	53.98	-9.77
* 15780.00	Peak	H	-	-	-70.73	19.59	55.86	73.98	-18.12

Table 7-85. Radiated Measurements Antenna 1b

FCC ID: BCGA2072	 PCTEST Proud to be part of 	MEASUREMENT REPORT (CERTIFICATION)	Approved by: Quality Manager
Test Report S/N: 1C2004270030-12.BCG	Test Dates: 07/16/2020 - 09/08/2020	EUT Type: Tablet Device	Page 230 of 344

Worst Case Mode: 802.11n
Worst Case Transfer Rate: MCS7
Distance of Measurements: 3 Meters
Operating Frequency: 5280MHz
Channel: 56

Frequency [MHz]	Detector	Ant. Pol. [H/V]	Antenna Height [cm]	Turntable Azimuth [degree]	Analyzer Level [dBm]	AFCL [dB/m]	Field Strength [dBμV/m]	Limit [dBμV/m]	Margin [dB]
10560.00	Peak	H	-	-	-69.41	12.33	49.92	68.20	-18.28
* 15840.00	Average	H	-	-	-82.06	18.89	43.83	53.98	-10.15
* 15840.00	Peak	H	-	-	-70.69	18.89	55.20	73.98	-18.78

Table 7-86. Radiated Measurements Antenna 1b

Worst Case Mode: 802.11n
Worst Case Transfer Rate: MCS7
Distance of Measurements: 3 Meters
Operating Frequency: 5320MHz
Channel: 64

Frequency [MHz]	Detector	Ant. Pol. [H/V]	Antenna Height [cm]	Turntable Azimuth [degree]	Analyzer Level [dBm]	AFCL [dB/m]	Field Strength [dBμV/m]	Limit [dBμV/m]	Margin [dB]
* 10640.00	Average	H	-	-	-81.87	12.87	38.00	53.98	-15.98
* 10640.00	Peak	H	-	-	-71.67	12.87	48.20	73.98	-25.78
* 15960.00	Average	H	-	-	-84.34	19.04	41.70	53.98	-12.28
* 15960.00	Peak	H	-	-	-72.98	19.04	53.06	73.98	-20.92

Table 7-87. Radiated Measurements Antenna 1b

FCC ID: BCGA2072	 PCTEST Proud to be part of 	MEASUREMENT REPORT (CERTIFICATION)	Approved by: Quality Manager
Test Report S/N: 1C2004270030-12.BCG	Test Dates: 07/16/2020 - 09/08/2020	EUT Type: Tablet Device	Page 231 of 344

Worst Case Mode: 802.11n
Worst Case Transfer Rate: MCS7
Distance of Measurements: 3 Meters
Operating Frequency: 5500MHz
Channel: 100

	Frequency [MHz]	Detector	Ant. Pol. [H/V]	Antenna Height [cm]	Turntable Azimuth [degree]	Analyzer Level [dBm]	AFCL [dB/m]	Field Strength [dBμV/m]	Limit [dBμV/m]	Margin [dB]
*	11000.00	Average	H	-	-	-80.80	13.31	39.51	53.98	-14.47
*	11000.00	Peak	H	-	-	-69.28	13.31	51.03	73.98	-22.95
	16500.00	Peak	H	-	-	-70.75	19.79	56.04	68.20	-12.16

Table 7-88. Radiated Measurements Antenna 1b

Worst Case Mode: 802.11n
Worst Case Transfer Rate: MCS7
Distance of Measurements: 3 Meters
Operating Frequency: 5580Hz
Channel: 116

	Frequency [MHz]	Detector	Ant. Pol. [H/V]	Antenna Height [cm]	Turntable Azimuth [degree]	Analyzer Level [dBm]	AFCL [dB/m]	Field Strength [dBμV/m]	Limit [dBμV/m]	Margin [dB]
*	11160.00	Average	H	-	-	-80.70	13.17	39.47	53.98	-14.51
*	11160.00	Peak	H	-	-	-69.47	13.17	50.70	73.98	-23.28
	16740.00	Peak	H	-	-	-70.68	19.83	56.15	68.20	-12.05

Table 7-89. Radiated Measurements Antenna 1b

FCC ID: BCGA2072	 PCTEST Proud to be part of 	MEASUREMENT REPORT (CERTIFICATION)	Approved by: Quality Manager
Test Report S/N: 1C2004270030-12.BCG	Test Dates: 07/16/2020 - 09/08/2020	EUT Type: Tablet Device	Page 232 of 344

Worst Case Mode: 802.11n
Worst Case Transfer Rate: MCS7
Distance of Measurements: 3 Meters
Operating Frequency: 5720
Channel: 144

	Frequency [MHz]	Detector	Ant. Pol. [H/V]	Antenna Height [cm]	Turntable Azimuth [degree]	Analyzer Level [dBm]	AFCL [dB/m]	Field Strength [dBμV/m]	Limit [dBμV/m]	Margin [dB]
*	11440.00	Average	H	-	-	-80.53	13.81	40.28	53.98	-13.70
*	11440.00	Peak	H	-	-	-69.86	13.81	50.95	73.98	-23.03
	17160.00	Peak	H	-	-	-70.68	19.96	56.28	68.20	-11.92

Table 7-90. Radiated Measurements Antenna 1b

Worst Case Mode: 802.11n
Worst Case Transfer Rate: MCS7
Distance of Measurements: 3 Meters
Operating Frequency: 5745MHz
Channel: 149

	Frequency [MHz]	Detector	Ant. Pol. [H/V]	Antenna Height [cm]	Turntable Azimuth [degree]	Analyzer Level [dBm]	AFCL [dB/m]	Field Strength [dBμV/m]	Limit [dBμV/m]	Margin [dB]
*	11490.00	Average	H	-	-	-85.42	14.03	35.61	53.98	-18.37
*	11490.00	Peak	H	-	-	-73.95	14.03	47.08	73.98	-26.90
	17235.00	Peak	H	-	-	-73.50	20.11	53.61	68.20	-14.59

Table 7-91. Radiated Measurements Antenna 1b

FCC ID: BCGA2072	 PCTEST Proud to be part of 	MEASUREMENT REPORT (CERTIFICATION)	Approved by: Quality Manager
Test Report S/N: 1C2004270030-12.BCG	Test Dates: 07/16/2020 - 09/08/2020	EUT Type: Tablet Device	Page 233 of 344

Worst Case Mode: 802.11n
Worst Case Transfer Rate: MCS7
Distance of Measurements: 3 Meters
Operating Frequency: 5785MHz
Channel: 157

	Frequency [MHz]	Detector	Ant. Pol. [H/V]	Antenna Height [cm]	Turntable Azimuth [degree]	Analyzer Level [dBm]	AFCL [dB/m]	Field Strength [dBμV/m]	Limit [dBμV/m]	Margin [dB]
*	11570.00	Average	H	-	-	-84.87	14.21	36.34	53.98	-17.64
*	11570.00	Peak	H	-	-	-73.35	14.21	47.86	73.98	-26.12
	17355.00	Peak	H	-	-	-73.60	19.86	53.26	68.20	-14.94

Table 7-92. Radiated Measurements Antenna 1b

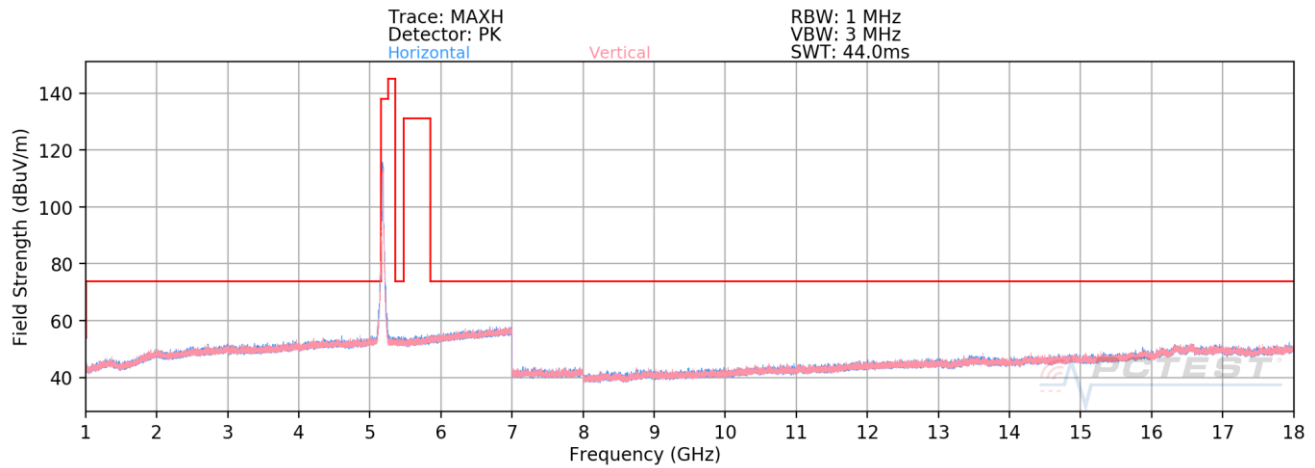
Worst Case Mode: 802.11n
Worst Case Transfer Rate: MCS7
Distance of Measurements: 3 Meters
Operating Frequency: 5825MHz
Channel: 165

	Frequency [MHz]	Detector	Ant. Pol. [H/V]	Antenna Height [cm]	Turntable Azimuth [degree]	Analyzer Level [dBm]	AFCL [dB/m]	Field Strength [dBμV/m]	Limit [dBμV/m]	Margin [dB]
*	11650.00	Average	H	-	-	-84.46	14.25	36.79	53.98	-17.19
*	11650.00	Peak	H	-	-	-73.82	14.25	47.43	73.98	-26.55
	17475.00	Peak	H	-	-	-73.40	20.58	54.18	68.20	-14.02

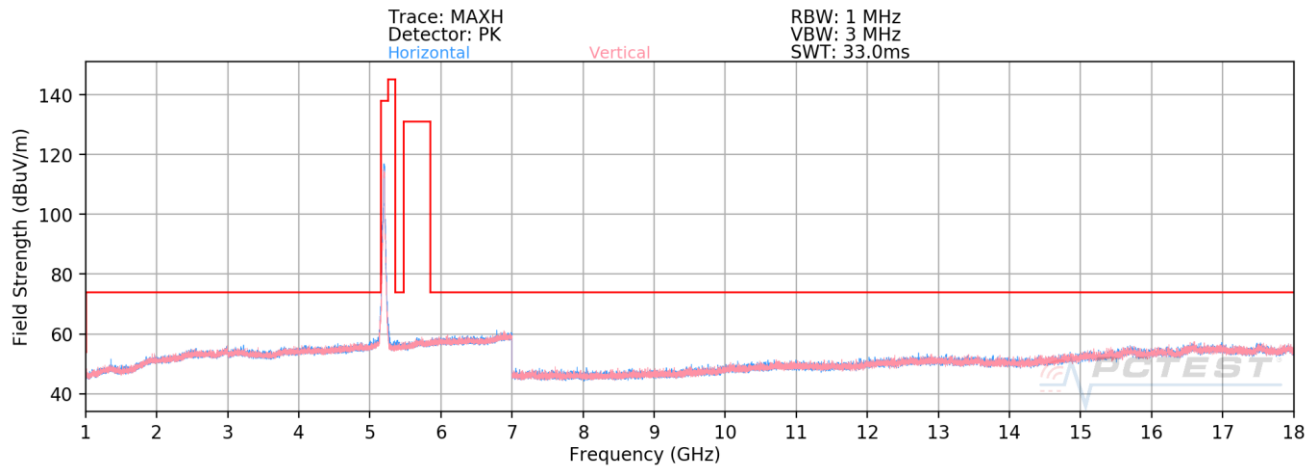
Table 7-93. Radiated Measurements Antenna 1b

FCC ID: BCGA2072	 PCTEST Proud to be part of 	MEASUREMENT REPORT (CERTIFICATION)	Approved by: Quality Manager
Test Report S/N: 1C2004270030-12.BCG	Test Dates: 07/16/2020 - 09/08/2020	EUT Type: Tablet Device	Page 234 of 344

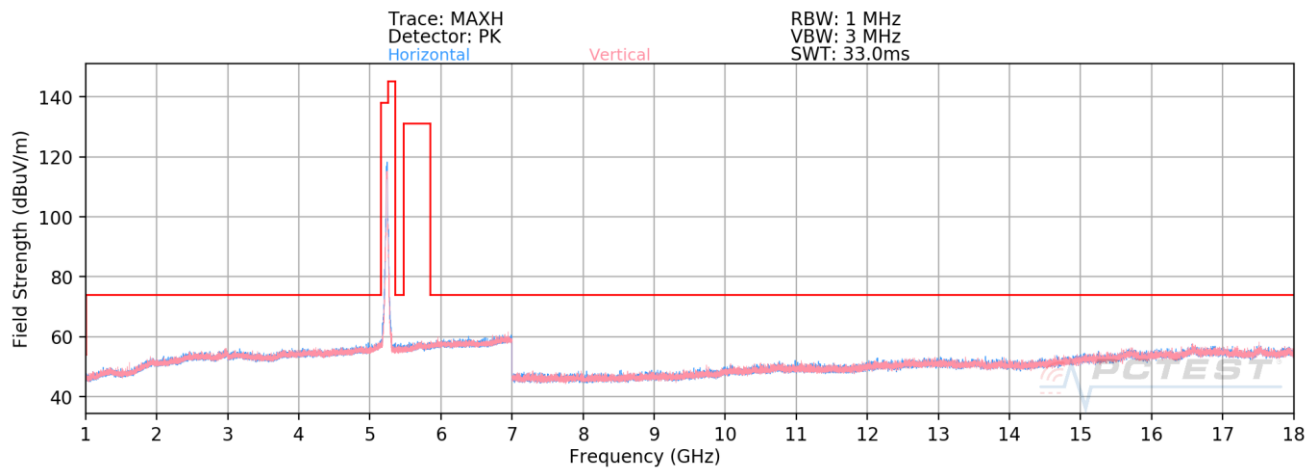
7.6.3 CDD/SDM Primary Radiated Spurious Emission



Plot 7-343. Radiated Spurious Emissions above 1GHz CDD Primary (802.11n – UNII 1 Ch. 36)

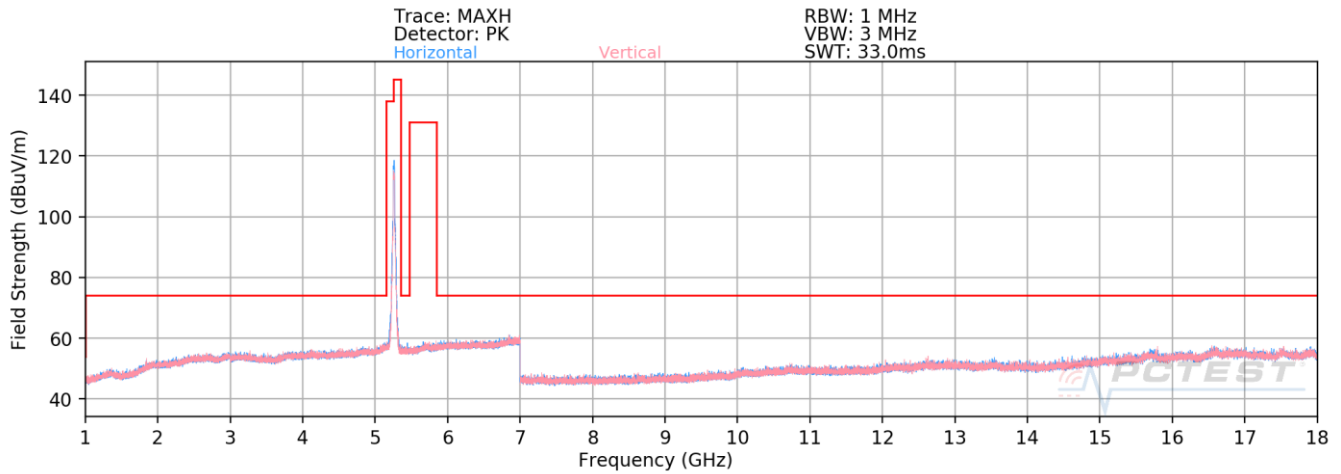


Plot 7-344. Radiated Spurious Emissions above 1GHz CDD Primary (802.11n – UNII 1 Ch. 40)

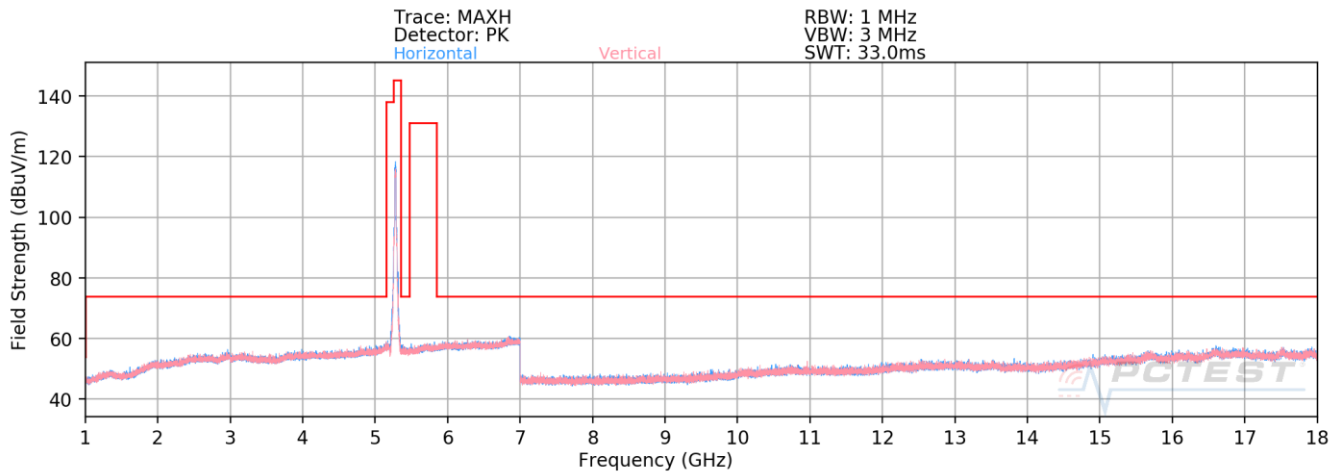


Plot 7-345. Radiated Spurious Emissions above 1GHz CDD Primary (802.11n – UNII 1 Ch. 48)

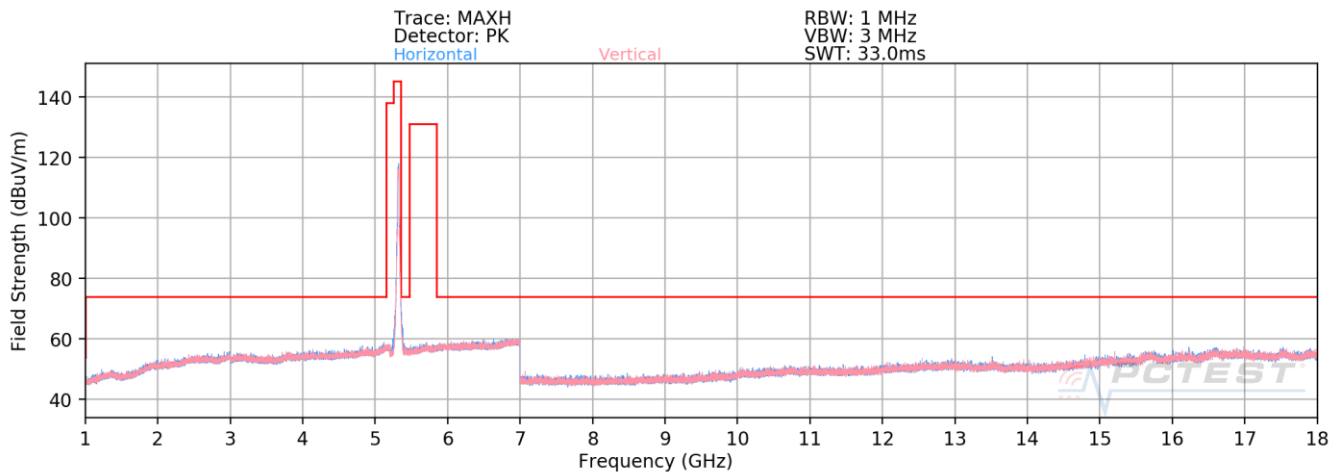
FCC ID: BCGA2072		MEASUREMENT REPORT (CERTIFICATION)	Approved by: Quality Manager
Test Report S/N: 1C2004270030-12.BCG	Test Dates: 07/16/2020 - 09/08/2020	EUT Type: Tablet Device	Page 235 of 344



Plot 7-346. Radiated Spurious Emissions above 1GHz CDD Primary (802.11n – UNII 2A Ch. 52)

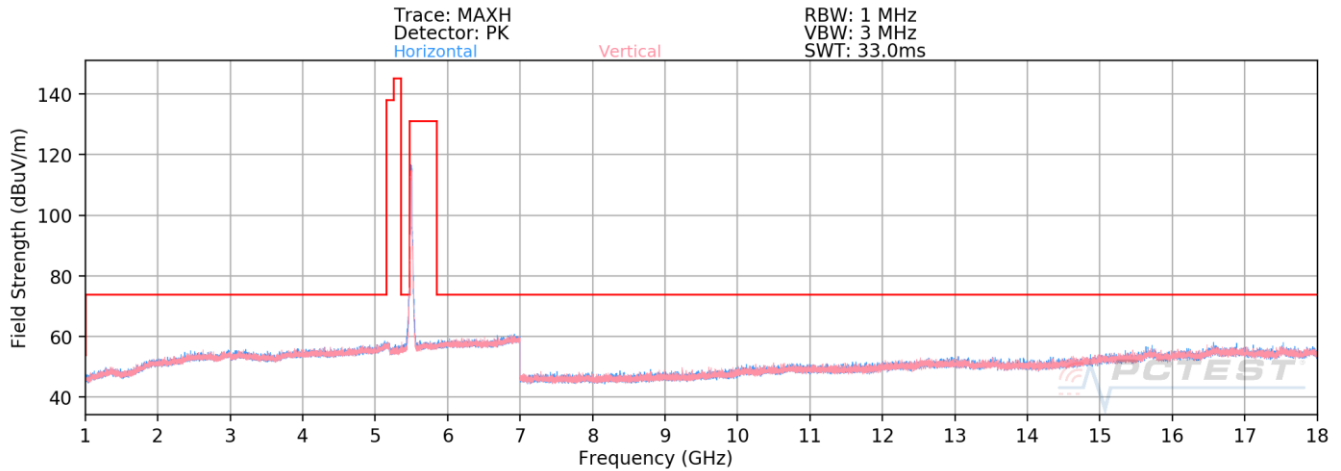


Plot 7-347. Radiated Spurious Emissions above 1GHz CDD Primary (802.11n – UNII 2A Ch. 56)

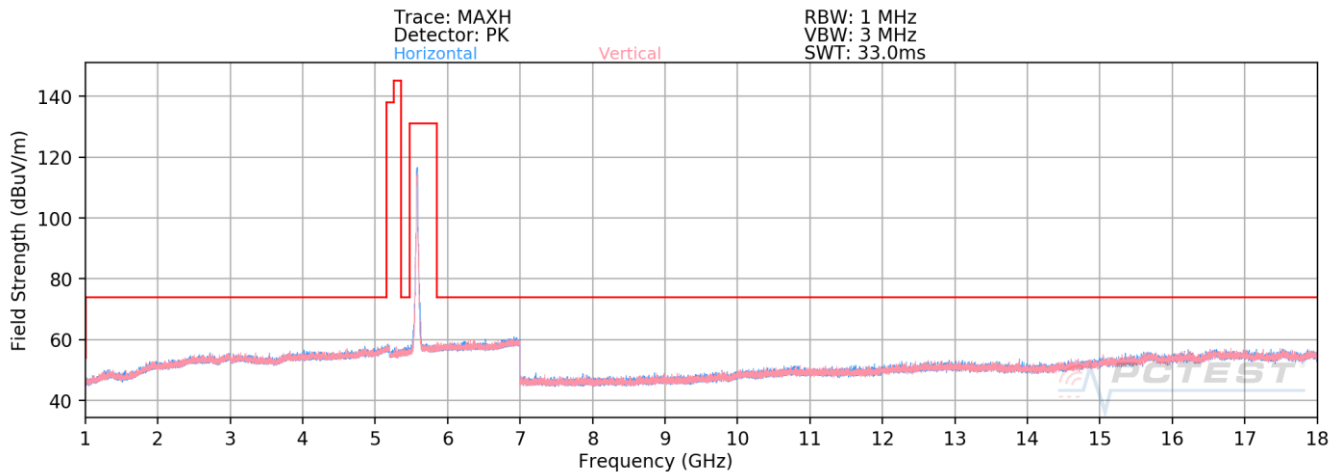


Plot 7-348. Radiated Spurious Emissions above 1GHz CDD Primary (802.11n – UNII 2A Ch. 64)

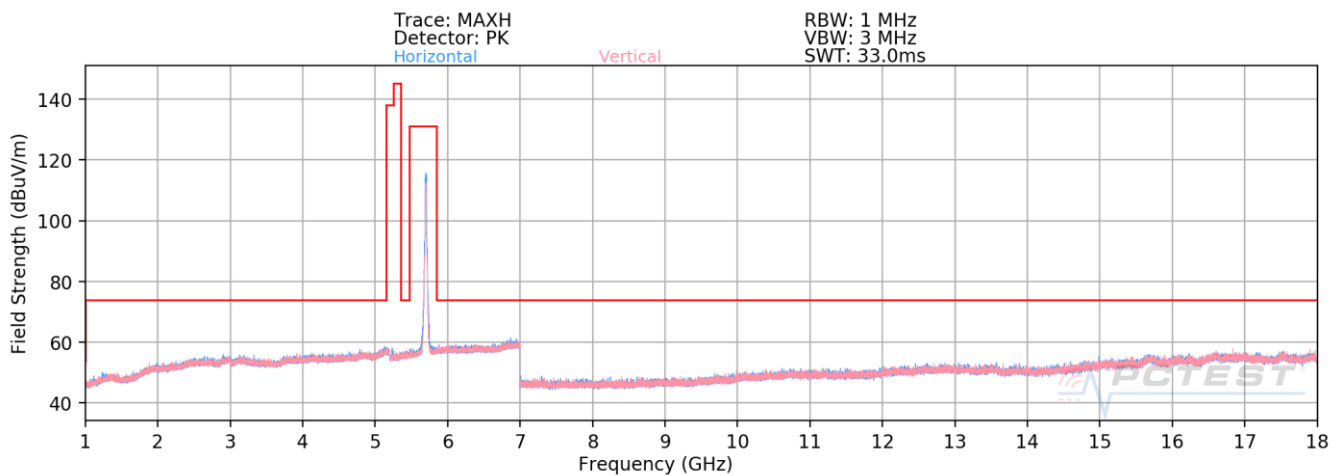
FCC ID: BCGA2072		MEASUREMENT REPORT (CERTIFICATION)	Approved by: Quality Manager
Test Report S/N: 1C2004270030-12.BCG	Test Dates: 07/16/2020 - 09/08/2020	EUT Type: Tablet Device	Page 236 of 344



Plot 7-349. Radiated Spurious Emissions above 1GHz CDD Primary (802.11n – UNII 2C Ch. 100)

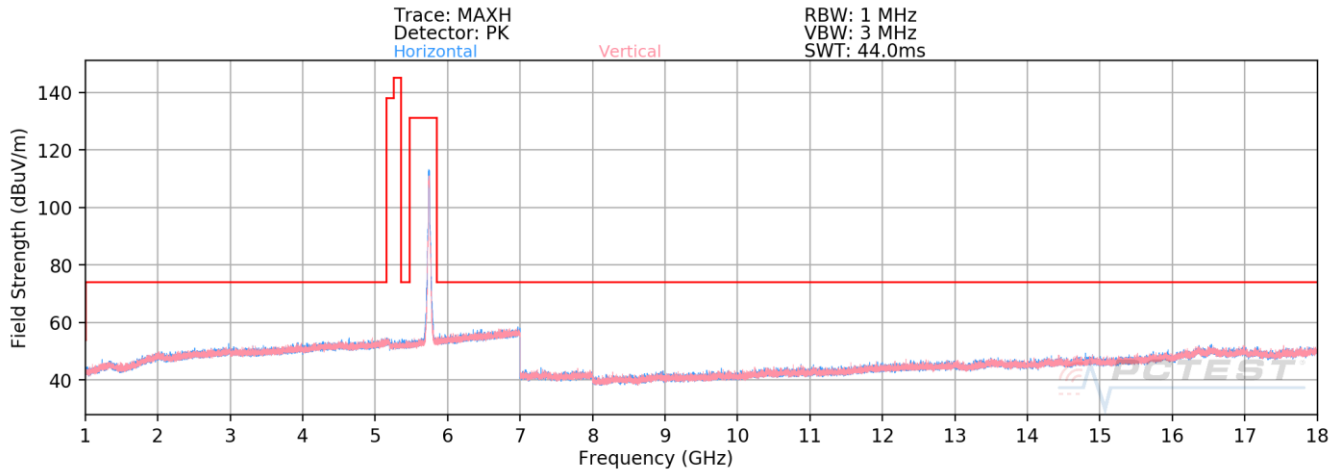


Plot 7-350. Radiated Spurious Emissions above 1GHz CDD Primary (802.11n – UNII 2C Ch. 116)

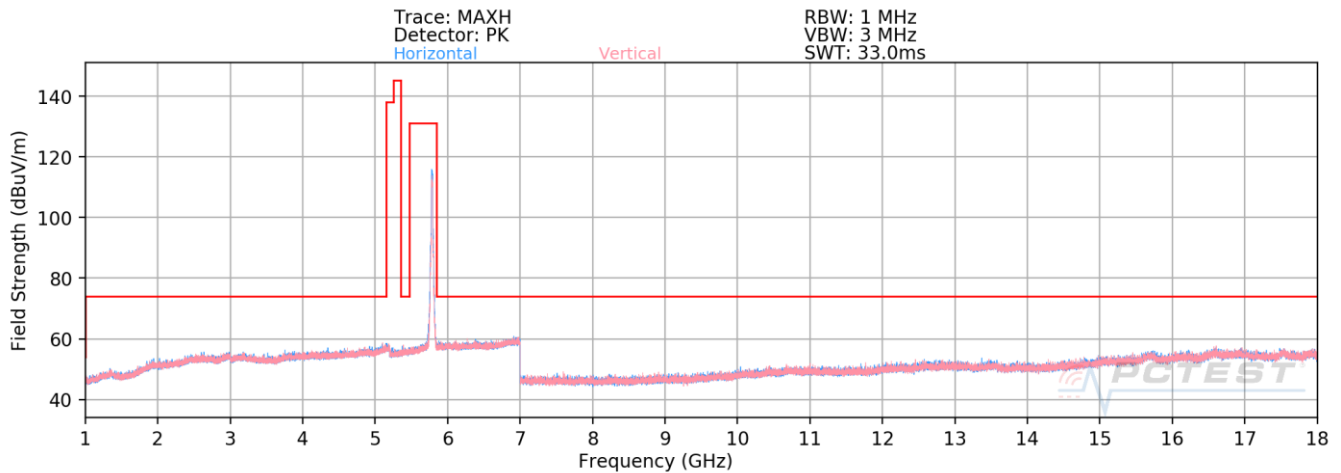


Plot 7-351. Radiated Spurious Emissions above 1GHz CDD Primary (802.11n – UNII 2C Ch. 144)

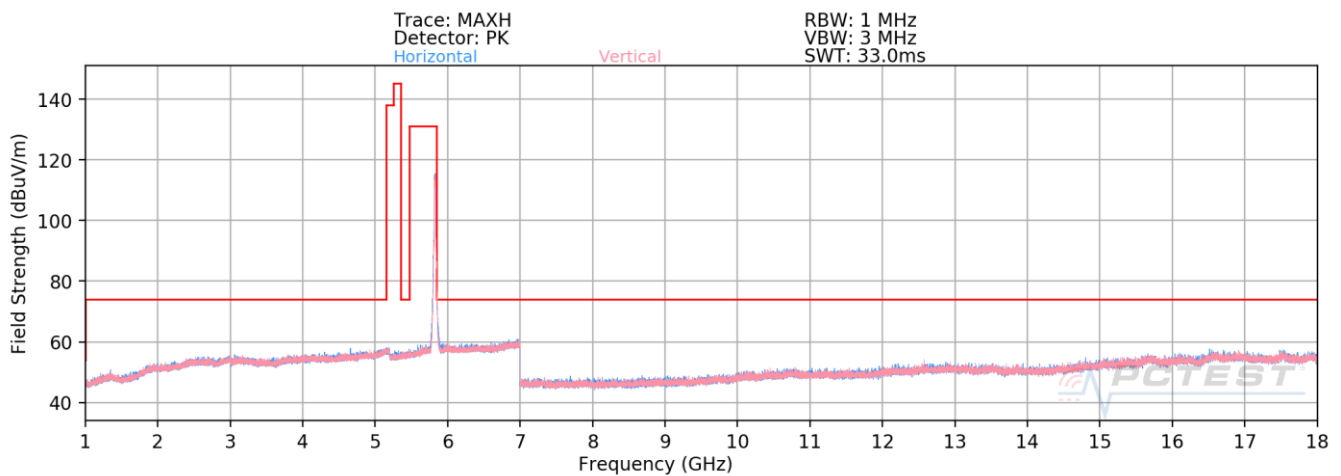
FCC ID: BCGA2072	PCTEST Proud to be part of element	MEASUREMENT REPORT (CERTIFICATION)	Approved by: Quality Manager
Test Report S/N: 1C2004270030-12.BCG	Test Dates: 07/16/2020 - 09/08/2020	EUT Type: Tablet Device	Page 237 of 344



Plot 7-352. Radiated Spurious Emissions above 1GHz CDD Primary (802.11n – UNII 3 Ch. 149)



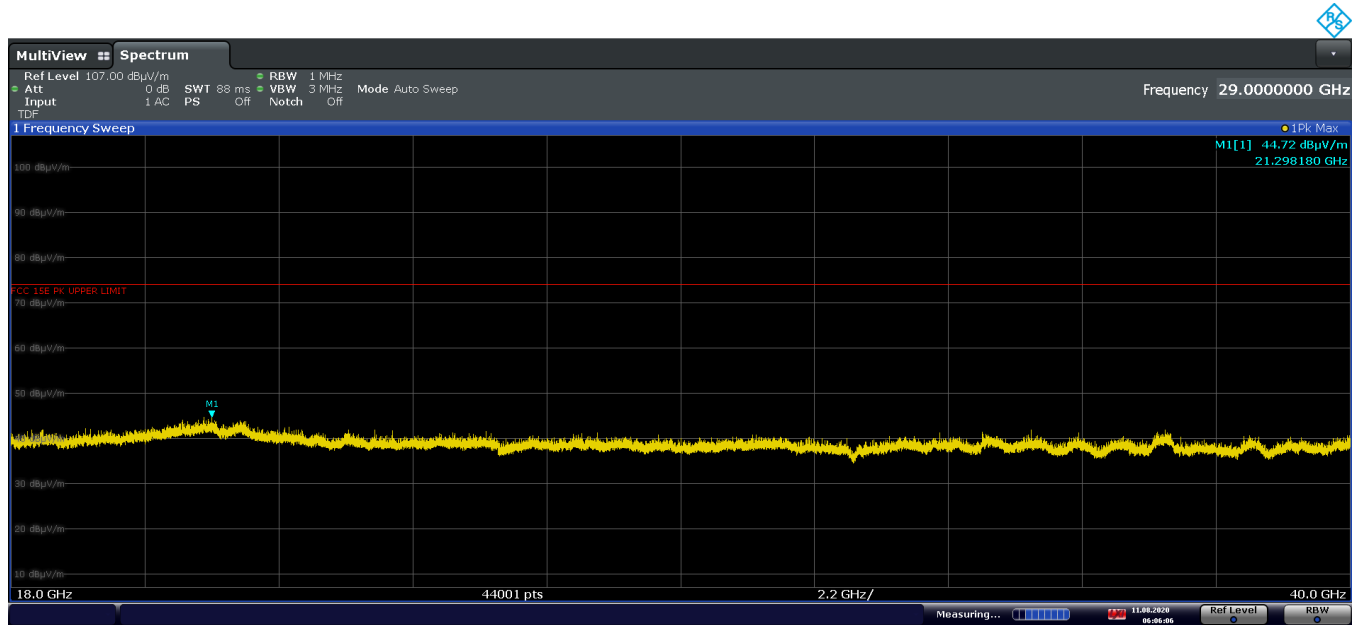
Plot 7-353. Radiated Spurious Emissions above 1GHz CDD Primary (802.11n – UNII 3 Ch. 157)



Plot 7-354. Radiated Spurious Emissions above 1GHz CDD Primary (802.11n – UNII 3 Ch. 165)

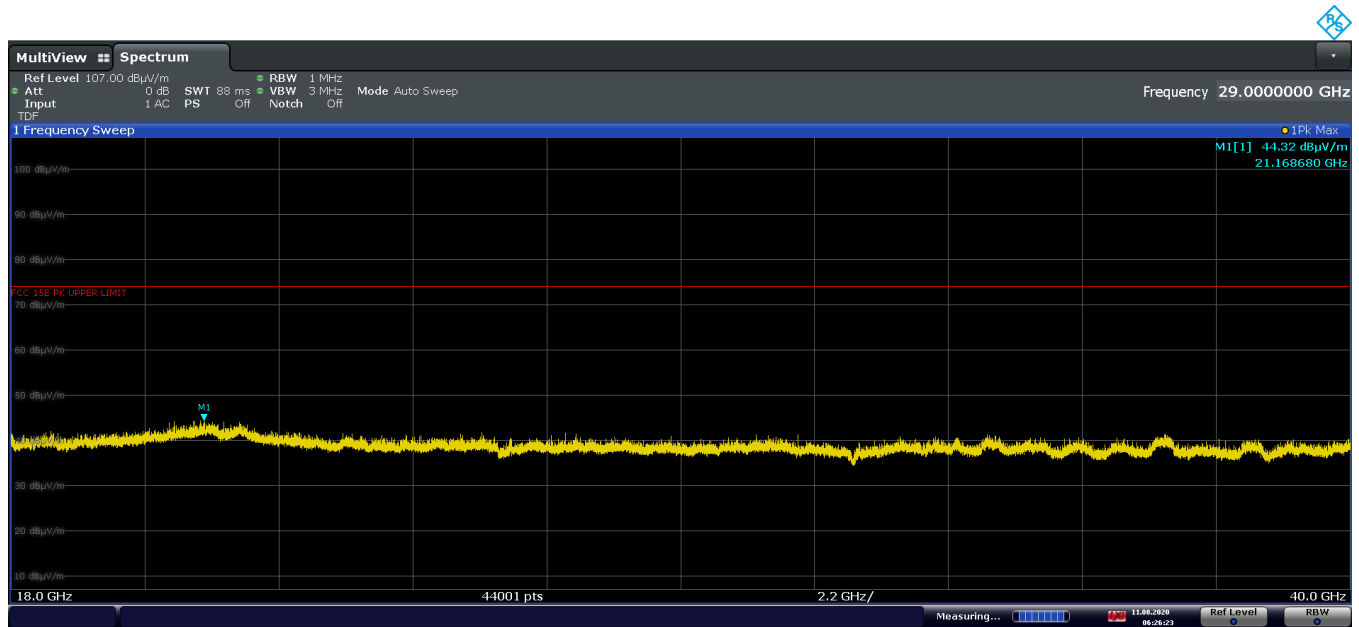
FCC ID: BCGA2072	PCTEST Proud to be part of element	MEASUREMENT REPORT (CERTIFICATION)	Approved by: Quality Manager
Test Report S/N: 1C2004270030-12.BCG	Test Dates: 07/16/2020 - 09/08/2020	EUT Type: Tablet Device	Page 238 of 344

CDD/SDM Primary Radiated Spurious Emissions (Above 18GHz)



06:06:07 11.08.2020

Plot 7-355. Radiated Spurious Emissions 18GHz - 40GHz CDD Primary (802.11n – Ch.36, Pol. H)



06:26:24 11.08.2020

Plot 7-356. Radiated Spurious Emissions 18GHz - 40GHz CDD Primary (802.11n – Ch.36, Pol. V)

FCC ID: BCGA2072		MEASUREMENT REPORT (CERTIFICATION)	Approved by: Quality Manager
Test Report S/N: 1C2004270030-12.BCG	Test Dates: 07/16/2020 - 09/08/2020	EUT Type: Tablet Device	Page 239 of 344

© 2020 PCTEST

V 10.2 04/22/2020

All rights reserved. Unless otherwise specified, no part of this report may be reproduced or utilized in any part, form or by any means, electronic or mechanical, including photocopying and microfilm, without permission in writing from PCTEST. If you have any questions about this international copyright or have an enquiry about obtaining additional rights to this report or assembly of contents thereof, please contact INFO@PCTEST.COM.

CDD/SDM Primary Radiated Spurious Emission

§15.407(b) §15.205 & §15.209; RSS-Gen [8.9]

Worst Case Mode: 802.11n
Worst Case Transfer Rate: MCS15
Distance of Measurements: 3 Meters
Operating Frequency: 5180MHz
Channel: 36

Frequency [MHz]	Detector	Ant. Pol. [H/V]	Antenna Height [cm]	Turntable Azimuth [degree]	Analyzer Level [dBm]	AFCL [dB/m]	Field Strength [dBμV/m]	Limit [dBμV/m]	Margin [dB]
10360.00	Peak	H	-	-	-72.87	12.62	46.75	68.20	-21.45
* 15540.00	Average	H	-	-	-83.31	18.27	41.96	53.98	-12.02
* 15540.00	Peak	H	-	-	-73.38	18.27	51.89	73.98	-22.09

Table 7-94. Radiated Measurements CDD Primary

Worst Case Mode: 802.11n
Worst Case Transfer Rate: MCS15
Distance of Measurements: 3 Meters
Operating Frequency: 5200MHz
Channel: 40

Frequency [MHz]	Detector	Ant. Pol. [H/V]	Antenna Height [cm]	Turntable Azimuth [degree]	Analyzer Level [dBm]	AFCL [dB/m]	sass	Limit [dBμV/m]	Margin [dB]
10400.00	Peak	H	-	-	-71.37	13.01	48.64	68.20	-19.56
* 15600.00	Average	H	-	-	-82.21	19.04	43.83	53.98	-10.15
* 15600.00	Peak	H	-	-	-73.67	19.04	52.37	73.98	-21.61

Table 7-95. Radiated Measurements CDD Primary

FCC ID: BCGA2072	 PCTEST Proud to be part of 	MEASUREMENT REPORT (CERTIFICATION)	Approved by: Quality Manager
Test Report S/N: 1C2004270030-12.BCG	Test Dates: 07/16/2020 - 09/08/2020	EUT Type: Tablet Device	Page 240 of 344

Worst Case Mode: 802.11n
Worst Case Transfer Rate: MCS15
Distance of Measurements: 3 Meters
Operating Frequency: 5240MHz
Channel: 48

Frequency [MHz]	Detector	Ant. Pol. [H/V]	Antenna Height [cm]	Turntable Azimuth [degree]	Analyzer Level [dBm]	AFCL [dB/m]	Field Strength [dBμV/m]	Limit [dBμV/m]	Margin [dB]
10480.00	Peak	H	-	-	-71.58	12.58	48.00	68.20	-20.20
* 15720.00	Average	H	-	-	-83.72	20.38	43.66	53.98	-10.32
* 15720.00	Peak	H	-	-	-74.01	20.38	53.37	73.98	-20.61

Table 7-96. Radiated Measurements CDD Primary

Worst Case Mode: 802.11n
Worst Case Transfer Rate: MCS15
Distance of Measurements: 3 Meters
Operating Frequency: 5260MHz
Channel: 52

Frequency [MHz]	Detector	Ant. Pol. [H/V]	Antenna Height [cm]	Turntable Azimuth [degree]	Analyzer Level [dBm]	AFCL [dB/m]	Field Strength [dBμV/m]	Limit [dBμV/m]	Margin [dB]
10520.00	Peak	H	-	-	-69.45	12.46	50.01	68.20	-18.19
* 15780.00	Average	H	-	-	-83.46	19.59	43.13	53.98	-10.85
* 15780.00	Peak	H	-	-	-71.84	19.59	54.75	73.98	-19.23

Table 7-97. Radiated Measurements CDD Primary

FCC ID: BCGA2072	 PCTEST Proud to be part of 	MEASUREMENT REPORT (CERTIFICATION)	Approved by: Quality Manager
Test Report S/N: 1C2004270030-12.BCG	Test Dates: 07/16/2020 - 09/08/2020	EUT Type: Tablet Device	Page 241 of 344

Worst Case Mode: 802.11n
Worst Case Transfer Rate: MCS15
Distance of Measurements: 3 Meters
Operating Frequency: 5280MHz
Channel: 56

Frequency [MHz]	Detector	Ant. Pol. [H/V]	Antenna Height [cm]	Turntable Azimuth [degree]	Analyzer Level [dBm]	AFCL [dB/m]	Field Strength [dBμV/m]	Limit [dBμV/m]	Margin [dB]
10560.00	Peak	H	-	-	-70.15	12.33	49.18	68.20	-19.02
* 15840.00	Average	H	-	-	-83.43	18.89	42.46	53.98	-11.52
* 15840.00	Peak	H	-	-	-73.05	18.89	52.84	73.98	-21.14

Table 7-98. Radiated Measurements CDD Primary

Worst Case Mode: 802.11n
Worst Case Transfer Rate: MCS15
Distance of Measurements: 3 Meters
Operating Frequency: 5320MHz
Channel: 64

Frequency [MHz]	Detector	Ant. Pol. [H/V]	Antenna Height [cm]	Turntable Azimuth [degree]	Analyzer Level [dBm]	AFCL [dB/m]	Field Strength [dBμV/m]	Limit [dBμV/m]	Margin [dB]
* 10640.00	Average	H	-	-	-82.03	12.87	37.84	53.98	-16.14
* 10640.00	Peak	H	-	-	-71.87	12.87	48.00	73.98	-25.98
* 15960.00	Average	H	-	-	-83.96	19.04	42.08	53.98	-11.90
* 15960.00	Peak	H	-	-	-73.48	19.04	52.56	73.98	-21.42

Table 7-99. Radiated Measurements CDD Primary

FCC ID: BCGA2072	 PCTEST Proud to be part of 	MEASUREMENT REPORT (CERTIFICATION)	Approved by: Quality Manager
Test Report S/N: 1C2004270030-12.BCG	Test Dates: 07/16/2020 - 09/08/2020	EUT Type: Tablet Device	Page 242 of 344

Worst Case Mode: 802.11n
Worst Case Transfer Rate: MCS15
Distance of Measurements: 3 Meters
Operating Frequency: 5500MHz
Channel: 100

	Frequency [MHz]	Detector	Ant. Pol. [H/V]	Antenna Height [cm]	Turntable Azimuth [degree]	Analyzer Level [dBm]	AFCL [dB/m]	Field Strength [dBμV/m]	Limit [dBμV/m]	Margin [dB]
*	11000.00	Average	H	-	-	-82.09	13.31	38.22	53.98	-15.76
*	11000.00	Peak	H	-	-	-71.68	13.31	48.63	73.98	-25.35
	16500.00	Peak	H	-	-	-71.32	19.79	55.47	68.20	-12.73

Table 7-100. Radiated Measurements CDD Primary

Worst Case Mode: 802.11n
Worst Case Transfer Rate: MCS15
Distance of Measurements: 3 Meters
Operating Frequency: 5580MHz
Channel: 116

	Frequency [MHz]	Detector	Ant. Pol. [H/V]	Antenna Height [cm]	Turntable Azimuth [degree]	Analyzer Level [dBm]	AFCL [dB/m]	Field Strength [dBμV/m]	Limit [dBμV/m]	Margin [dB]
*	11160.00	Average	H	-	-	-82.26	13.17	37.91	53.98	-16.07
*	11160.00	Peak	H	-	-	-71.39	13.17	48.78	73.98	-25.20
	16740.00	Peak	H	-	-	-71.78	19.83	55.05	68.20	-13.15

Table 7-101. Radiated Measurements CDD Primary

FCC ID: BCGA2072	 PCTEST Proud to be part of 	MEASUREMENT REPORT (CERTIFICATION)	Approved by: Quality Manager
Test Report S/N: 1C2004270030-12.BCG	Test Dates: 07/16/2020 - 09/08/2020	EUT Type: Tablet Device	Page 243 of 344

Worst Case Mode: 802.11n
Worst Case Transfer Rate: MCS15
Distance of Measurements: 3 Meters
Operating Frequency: 5720MHz
Channel: 144

Frequency [MHz]	Detector	Ant. Pol. [H/V]	Antenna Height [cm]	Turntable Azimuth [degree]	Analyzer Level [dBm]	AFCL [dB/m]	Field Strength [dBμV/m]	Limit [dBμV/m]	Margin [dB]
* 11440.00	Average	H	-	-	-82.94	13.81	37.87	53.98	-16.11
* 11440.00	Peak	H	-	-	-71.47	13.81	49.34	73.98	-24.64
17160.00	Peak	H	-	-	-73.55	19.96	53.41	68.20	-14.79

Table 7-102. Radiated Measurements CDD Primary

Worst Case Mode: 802.11n
Worst Case Transfer Rate: MCS15
Distance of Measurements: 3 Meters
Operating Frequency: 5745MHz
Channel: 149

Frequency [MHz]	Detector	Ant. Pol. [H/V]	Antenna Height [cm]	Turntable Azimuth [degree]	Analyzer Level [dBm]	AFCL [dB/m]	Field Strength [dBμV/m]	Limit [dBμV/m]	Margin [dB]
* 11490.00	Average	H	-	-	-82.71	14.03	38.32	53.98	-15.66
* 11490.00	Peak	H	-	-	-72.36	14.03	48.67	73.98	-25.31
17235.00	Peak	H	-	-	-73.11	20.11	54.00	68.20	-14.20

Table 7-103. Radiated Measurements CDD Primary

FCC ID: BCGA2072	 PCTEST Proud to be part of 	MEASUREMENT REPORT (CERTIFICATION)	Approved by: Quality Manager
Test Report S/N: 1C2004270030-12.BCG	Test Dates: 07/16/2020 - 09/08/2020	EUT Type: Tablet Device	Page 244 of 344

Worst Case Mode: 802.11n
Worst Case Transfer Rate: MCS15
Distance of Measurements: 3 Meters
Operating Frequency: 5785MHz
Channel: 157

Frequency [MHz]	Detector	Ant. Pol. [H/V]	Antenna Height [cm]	Turntable Azimuth [degree]	Analyzer Level [dBm]	AFCL [dB/m]	Field Strength [dBμV/m]	Limit [dBμV/m]	Margin [dB]
* 11570.00	Average	H	-	-	-83.04	14.21	38.17	53.98	-15.81
* 11570.00	Peak	H	-	-	-73.38	14.21	47.83	73.98	-26.15
17355.00	Peak	H	-	-	-73.49	19.86	53.37	68.20	-14.83

Table 7-104. Radiated Measurements CDD Primary

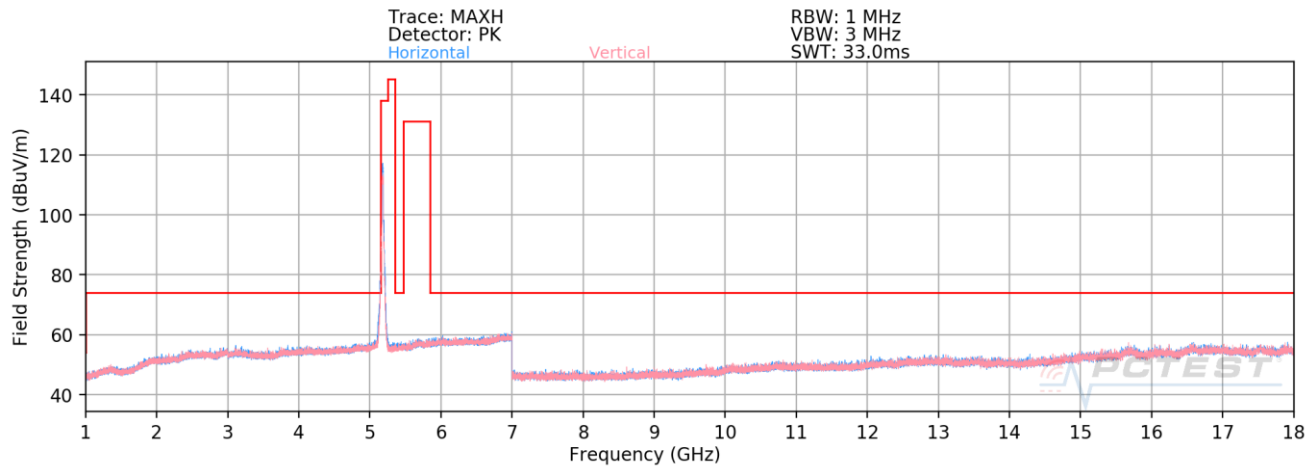
Worst Case Mode: 802.11n
Worst Case Transfer Rate: MCS15
Distance of Measurements: 3 Meters
Operating Frequency: 5825MHz
Channel: 165

Frequency [MHz]	Detector	Ant. Pol. [H/V]	Antenna Height [cm]	Turntable Azimuth [degree]	Analyzer Level [dBm]	AFCL [dB/m]	Field Strength [dBμV/m]	Limit [dBμV/m]	Margin [dB]
* 11650.00	Average	H	-	-	-83.10	14.25	38.15	53.98	-15.83
* 11650.00	Peak	H	-	-	-72.53	14.25	48.72	73.98	-25.26
17475.00	Peak	H	-	-	-73.74	20.58	53.84	68.20	-14.36

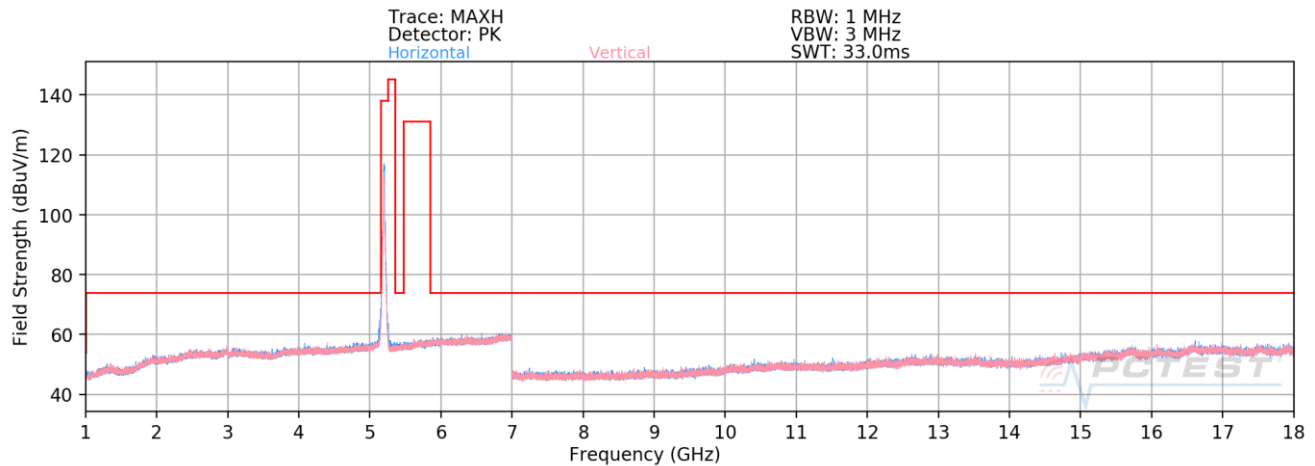
Table 7-105. Radiated Measurements CDD Primary

FCC ID: BCGA2072	 PCTEST Proud to be part of 	MEASUREMENT REPORT (CERTIFICATION)	Approved by: Quality Manager
Test Report S/N: 1C2004270030-12.BCG	Test Dates: 07/16/2020 - 09/08/2020	EUT Type: Tablet Device	Page 245 of 344

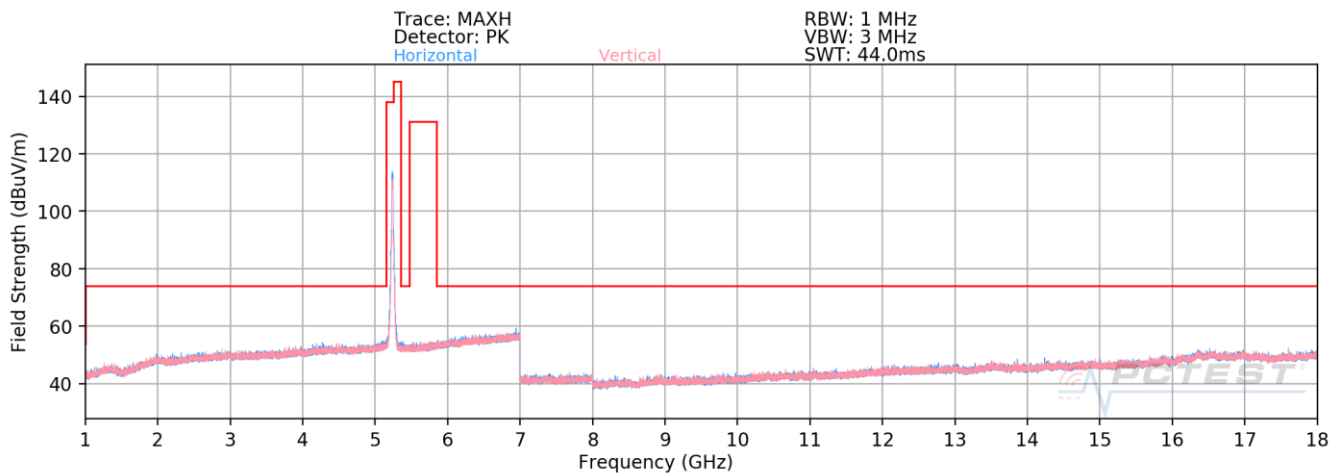
7.6.3 CDD/SDM Diversity Radiated Spurious Emission



Plot 7-357. Radiated Spurious Emissions above 1GHz CDD Diversity (802.11n – UNII 1 Ch. 36)

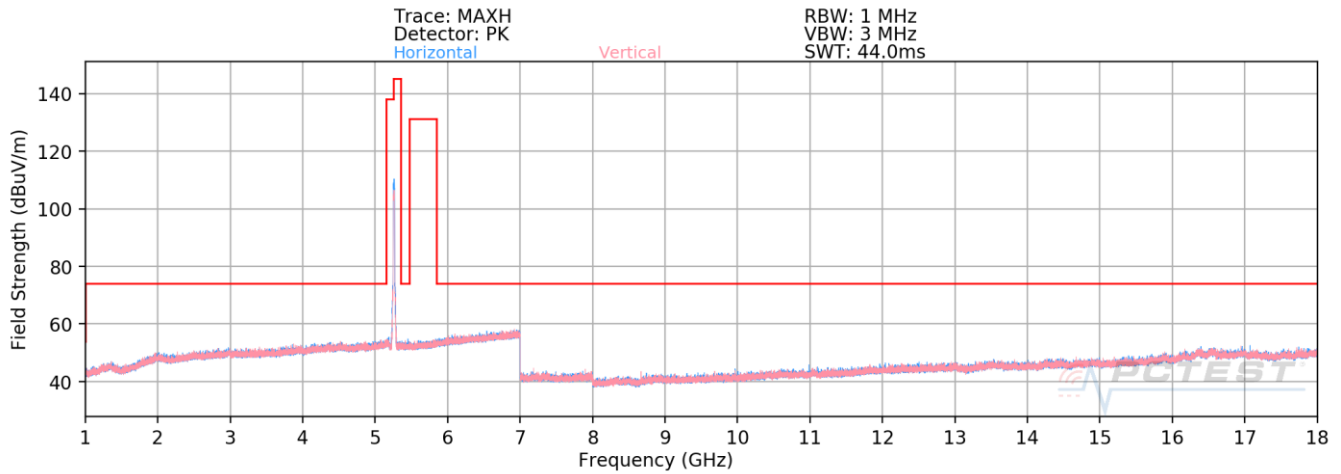


Plot 7-358. Radiated Spurious Emissions above 1GHz CDD Diversity (802.11n – UNII 1 Ch. 40)

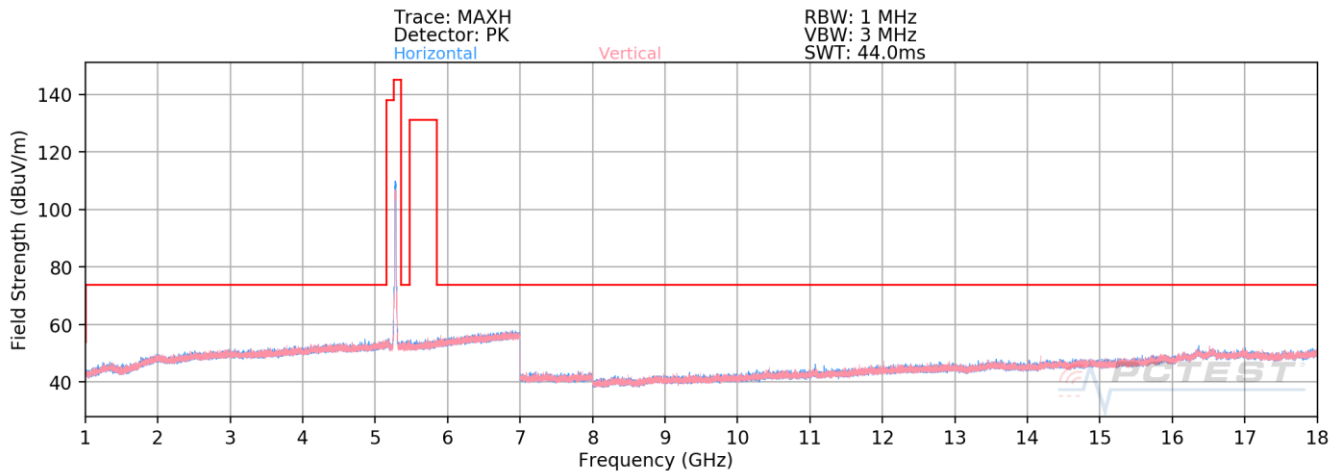


Plot 7-359. Radiated Spurious Emissions above 1GHz CDD Diversity (802.11n – UNII 1 Ch. 48)

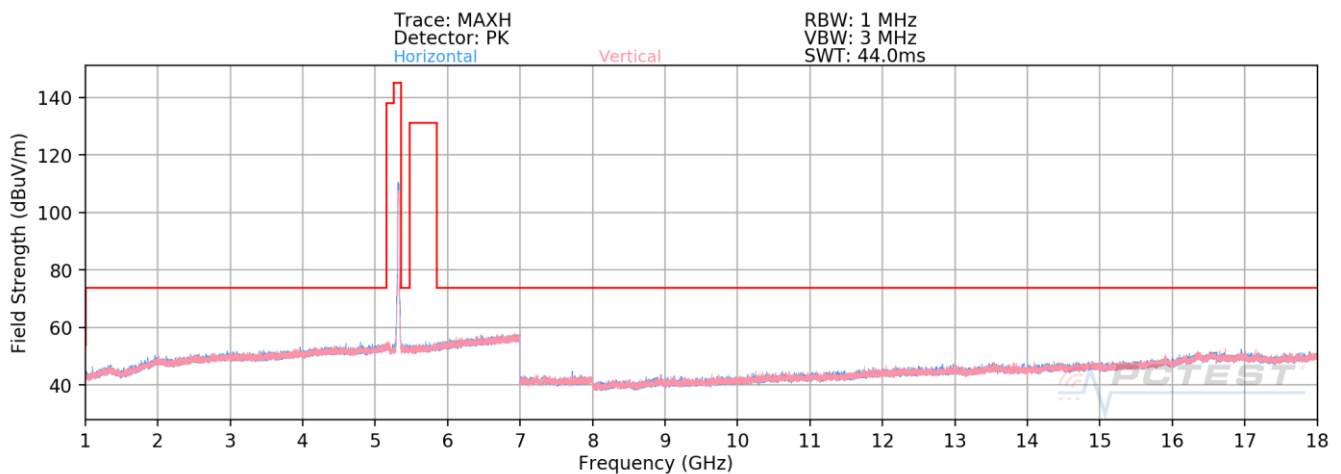
FCC ID: BCGA2072	PCTEST Proud to be part of element	MEASUREMENT REPORT (CERTIFICATION)	Approved by: Quality Manager
Test Report S/N: 1C2004270030-12.BCG	Test Dates: 07/16/2020 - 09/08/2020	EUT Type: Tablet Device	Page 246 of 344



Plot 7-360. Radiated Spurious Emissions above 1GHz CDD Diversity (802.11n – UNII 2A Ch. 52)

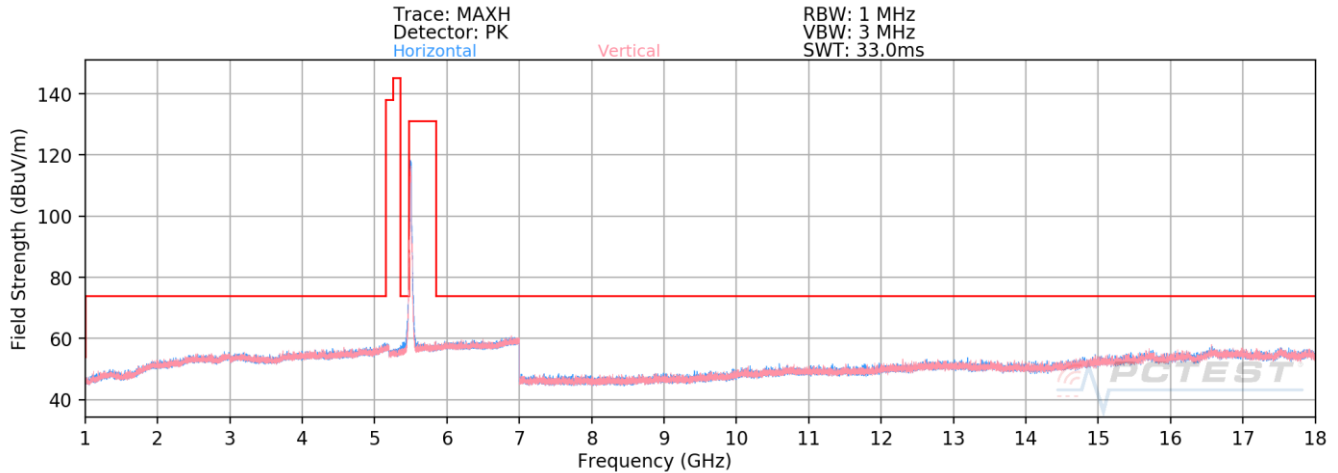


Plot 7-361. Radiated Spurious Emissions above 1GHz CDD Diversity (802.11n – UNII 2A Ch. 56)

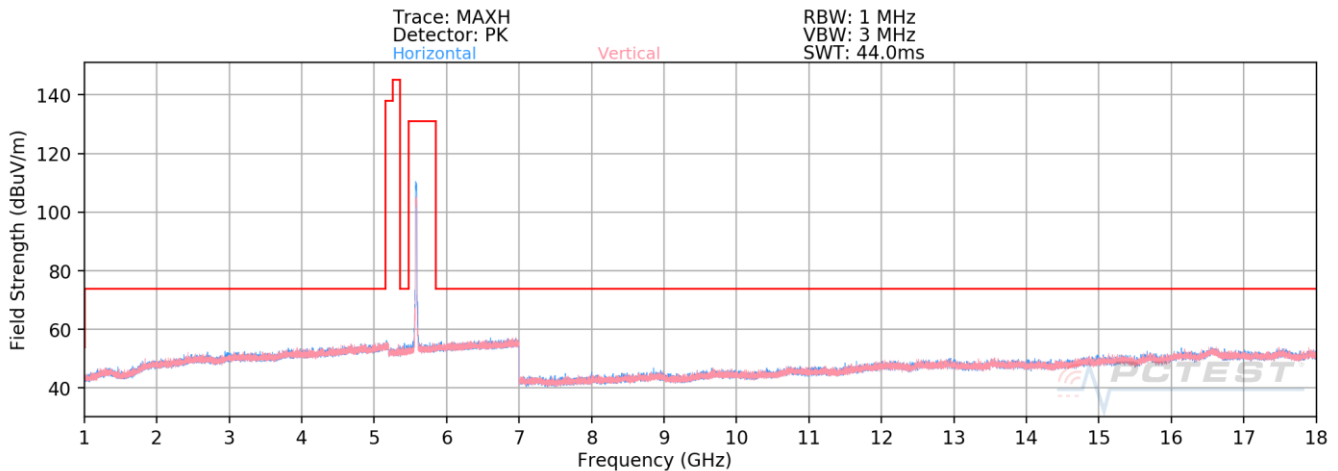


Plot 7-362. Radiated Spurious Emissions above 1GHz CDD Diversity (802.11n – UNII 2A Ch. 64)

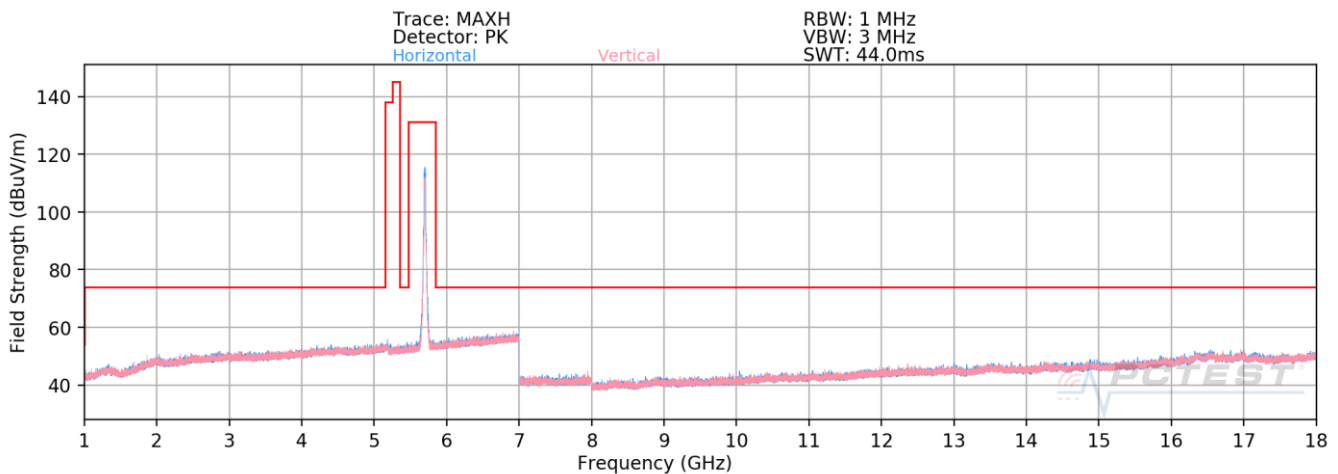
FCC ID: BCGA2072		MEASUREMENT REPORT (CERTIFICATION)	Approved by: Quality Manager
Test Report S/N: 1C2004270030-12.BCG	Test Dates: 07/16/2020 - 09/08/2020	EUT Type: Tablet Device	Page 247 of 344



Plot 7-363. Radiated Spurious Emissions above 1GHz CDD Diversity (802.11n – UNII 2C Ch. 100)

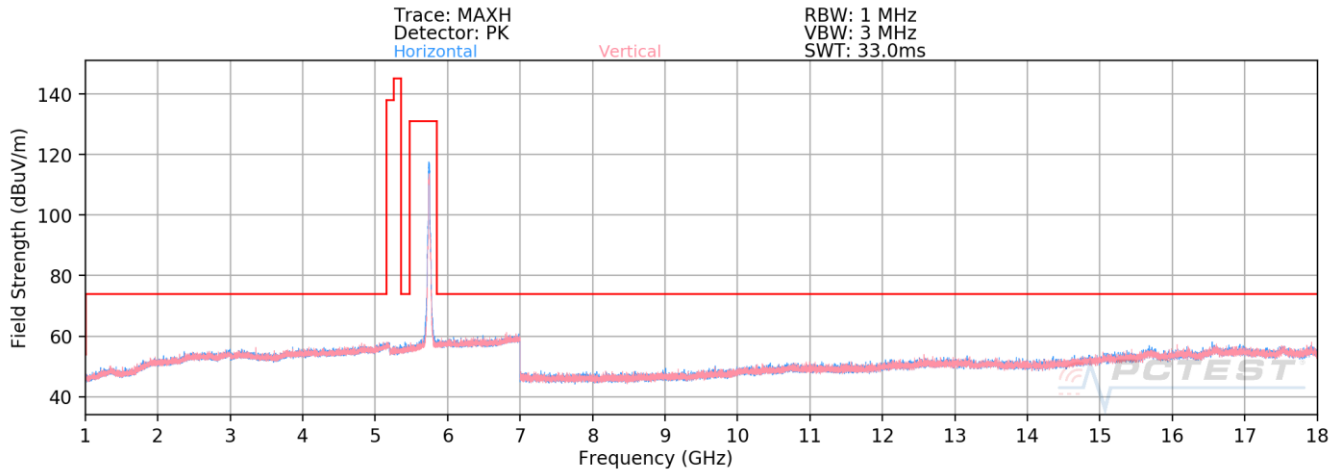


Plot 7-364. Radiated Spurious Emissions above 1GHz CDD Diversity (802.11n – UNII 2C Ch. 116)

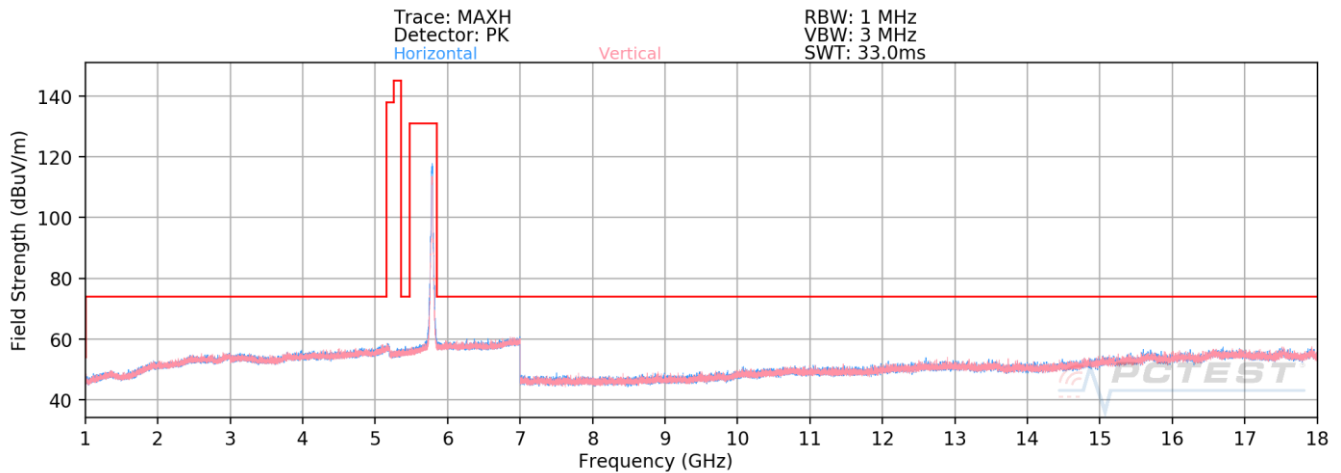


Plot 7-365. Radiated Spurious Emissions above 1GHz CDD Diversity (802.11n – UNII 2C Ch. 144)

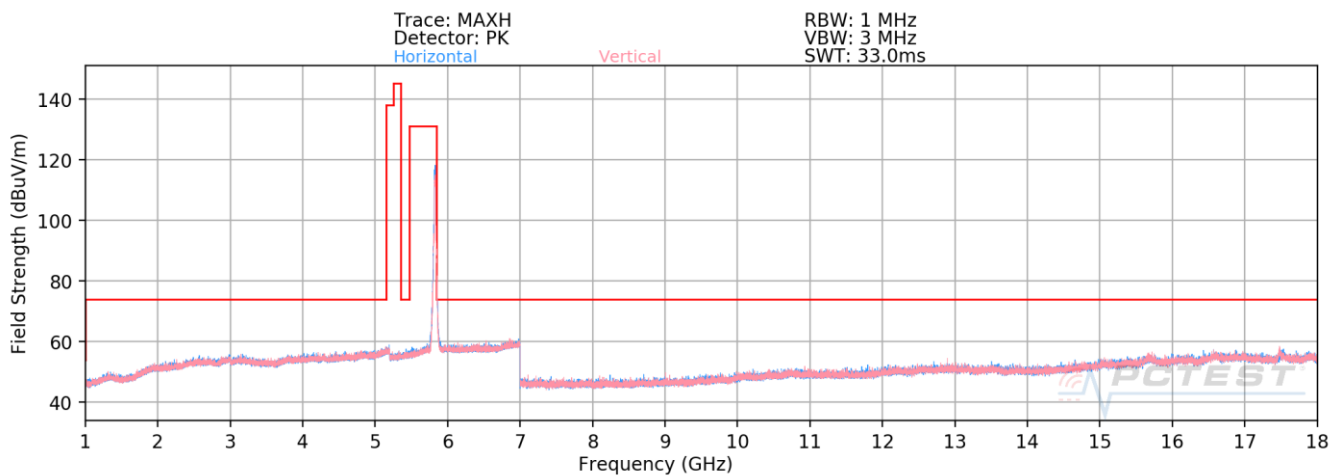
FCC ID: BCGA2072		MEASUREMENT REPORT (CERTIFICATION)	Approved by: Quality Manager
Test Report S/N: 1C2004270030-12.BCG	Test Dates: 07/16/2020 - 09/08/2020	EUT Type: Tablet Device	Page 248 of 344



Plot 7-366. Radiated Spurious Emissions above 1GHz CDD Diversity (802.11n – UNII 3 Ch. 149)



Plot 7-367. Radiated Spurious Emissions above 1GHz CDD Diversity (802.11n – UNII 3 Ch. 157)



Plot 7-368. Radiated Spurious Emissions above 1GHz CDD Diversity (802.11n – UNII 3 Ch. 165)

FCC ID: BCGA2072		MEASUREMENT REPORT (CERTIFICATION)	Approved by: Quality Manager
Test Report S/N: 1C2004270030-12.BCG	Test Dates: 07/16/2020 - 09/08/2020	EUT Type: Tablet Device	Page 249 of 344

CDD/SDM Diversity Radiated Spurious Emission

§15.407(b) §15.205 & §15.209; RSS-Gen [8.9]

Worst Case Mode: 802.11n
Worst Case Transfer Rate: MCS15
Distance of Measurements: 3 Meters
Operating Frequency: 5180MHz
Channel: 36

Frequency [MHz]	Detector	Ant. Pol. [H/V]	Antenna Height [cm]	Turntable Azimuth [degree]	Analyzer Level [dBm]	AFCL [dB/m]	Field Strength [dBμV/m]	Limit [dBμV/m]	Margin [dB]
10360.00	Peak	H	-	-	-72.15	12.62	47.47	68.20	-20.73
* 15540.00	Average	H	103	175	-81.91	18.27	43.36	53.98	-10.62
* 15540.00	Peak	H	103	175	-73.13	18.27	52.14	73.98	-21.84

Table 7-106. Radiated Measurements CDD Diversity

Worst Case Mode: 802.11n
Worst Case Transfer Rate: MCS15
Distance of Measurements: 3 Meters
Operating Frequency: 5200MHz
Channel: 40

Frequency [MHz]	Detector	Ant. Pol. [H/V]	Antenna Height [cm]	Turntable Azimuth [degree]	Analyzer Level [dBm]	AFCL [dB/m]	Field Strength [dBμV/m]	Limit [dBμV/m]	Margin [dB]
10400.00	Peak	H	-	-	-71.74	13.01	48.27	68.20	-19.93
* 15600.00	Average	H	-	-	-82.41	19.04	43.63	53.98	-10.35
* 15600.00	Peak	H	-	-	-72.45	19.04	53.59	73.98	-20.39

Table 7-107. Radiated Measurements CDD Diversity

FCC ID: BCGA2072	 PCTEST Proud to be part of 	MEASUREMENT REPORT (CERTIFICATION)	Approved by: Quality Manager
Test Report S/N: 1C2004270030-12.BCG	Test Dates: 07/16/2020 - 09/08/2020	EUT Type: Tablet Device	Page 250 of 344

Worst Case Mode: 802.11n
Worst Case Transfer Rate: MCS15
Distance of Measurements: 3 Meters
Operating Frequency: 5240MHz
Channel: 48

Frequency [MHz]	Detector	Ant. Pol. [H/V]	Antenna Height [cm]	Turntable Azimuth [degree]	Analyzer Level [dBm]	AFCL [dB/m]	Field Strength [dBμV/m]	Limit [dBμV/m]	Margin [dB]
10480.00	Peak	H	-	-	-70.90	12.58	48.68	68.20	-19.52
* 15720.00	Average	H	168	271	-83.08	20.38	44.30	53.98	-9.68
* 15720.00	Peak	H	168	271	-73.46	20.38	53.92	73.98	-20.06

Table 7-108. Radiated Measurements CDD Diversity

Worst Case Mode: 802.11n
Worst Case Transfer Rate: MCS15
Distance of Measurements: 3 Meters
Operating Frequency: 5260MHz
Channel: 52

Frequency [MHz]	Detector	Ant. Pol. [H/V]	Antenna Height [cm]	Turntable Azimuth [degree]	Analyzer Level [dBm]	AFCL [dB/m]	Field Strength [dBμV/m]	Limit [dBμV/m]	Margin [dB]
10520.00	Peak	H	-	-	-72.83	12.46	46.63	68.20	-21.57
* 15780.00	Average	H	-	-	-86.11	19.59	40.48	53.98	-13.50
* 15780.00	Peak	H	-	-	-74.39	19.59	52.20	73.98	-21.78

Table 7-109. Radiated Measurements CDD Diversity

FCC ID: BCGA2072	 PCTEST Proud to be part of 	MEASUREMENT REPORT (CERTIFICATION)	Approved by: Quality Manager
Test Report S/N: 1C2004270030-12.BCG	Test Dates: 07/16/2020 - 09/08/2020	EUT Type: Tablet Device	Page 251 of 344

Worst Case Mode: 802.11n
Worst Case Transfer Rate: MCS15
Distance of Measurements: 3 Meters
Operating Frequency: 5280MHz
Channel: 56

Frequency [MHz]	Detector	Ant. Pol. [H/V]	Antenna Height [cm]	Turntable Azimuth [degree]	Analyzer Level [dBm]	AFCL [dB/m]	Field Strength [dBμV/m]	Limit [dBμV/m]	Margin [dB]
10560.00	Peak	H	-	-	-73.33	12.33	46.00	68.20	-22.20
* 15840.00	Average	H	-	-	-85.93	18.89	39.96	53.98	-14.02
* 15840.00	Peak	H	-	-	-74.36	18.89	51.53	73.98	-22.45

Table 7-110. Radiated Measurements CDD Diversity

Worst Case Mode: 802.11n
Worst Case Transfer Rate: MCS15
Distance of Measurements: 3 Meters
Operating Frequency: 5320MHz
Channel: 64

Frequency [MHz]	Detector	Ant. Pol. [H/V]	Antenna Height [cm]	Turntable Azimuth [degree]	Analyzer Level [dBm]	AFCL [dB/m]	Field Strength [dBμV/m]	Limit [dBμV/m]	Margin [dB]
* 10640.00	Average	H	-	-	-85.25	12.87	34.62	53.98	-19.36
* 10640.00	Peak	H	-	-	-73.96	12.87	45.91	73.98	-28.07
* 15960.00	Average	H	-	-	-85.77	19.04	40.27	53.98	-13.71
* 15960.00	Peak	H	-	-	-74.45	19.04	51.59	73.98	-22.39

Table 7-111. Radiated Measurements CDD Diversity

FCC ID: BCGA2072	 PCTEST Proud to be part of 	MEASUREMENT REPORT (CERTIFICATION)	Approved by: Quality Manager
Test Report S/N: 1C2004270030-12.BCG	Test Dates: 07/16/2020 - 09/08/2020	EUT Type: Tablet Device	Page 252 of 344

Worst Case Mode: 802.11n
Worst Case Transfer Rate: MCS15
Distance of Measurements: 3 Meters
Operating Frequency: 5500MHz
Channel: 100

Frequency [MHz]	Detector	Ant. Pol. [H/V]	Antenna Height [cm]	Turntable Azimuth [degree]	Analyzer Level [dBm]	AFCL [dB/m]	Field Strength [dBμV/m]	Limit [dBμV/m]	Margin [dB]
* 11000.00	Average	H	-	-	-82.23	13.31	38.08	53.98	-15.90
* 11000.00	Peak	H	-	-	-71.72	13.31	48.59	73.98	-25.39
16500.00	Peak	H	-	-	-74.25	19.79	52.54	68.20	-15.66

Table 7-112. Radiated Measurements CDD Diversity

Worst Case Mode: 802.11n
Worst Case Transfer Rate: MCS15
Distance of Measurements: 3 Meters
Operating Frequency: 5580MHz
Channel: 116

Frequency [MHz]	Detector	Ant. Pol. [H/V]	Antenna Height [cm]	Turntable Azimuth [degree]	Analyzer Level [dBm]	AFCL [dB/m]	Field Strength [dBμV/m]	Limit [dBμV/m]	Margin [dB]
* 11160.00	Average	H	-	-	-80.81	13.17	39.36	53.98	-14.62
* 11160.00	Peak	H	-	-	-68.57	13.17	51.60	73.98	-22.38
16740.00	Peak	H	-	-	-70.23	19.83	56.60	68.20	-11.60

Table 7-113. Radiated Measurements CDD Diversity

FCC ID: BCGA2072	 PCTEST Proud to be part of 	MEASUREMENT REPORT (CERTIFICATION)	Approved by: Quality Manager
Test Report S/N: 1C2004270030-12.BCG	Test Dates: 07/16/2020 - 09/08/2020	EUT Type: Tablet Device	Page 253 of 344

Worst Case Mode: 802.11n
Worst Case Transfer Rate: MCS15
Distance of Measurements: 3 Meters
Operating Frequency: 5720MHz
Channel: 144

	Frequency [MHz]	Detector	Ant. Pol. [H/V]	Antenna Height [cm]	Turntable Azimuth [degree]	Analyzer Level [dBm]	AFCL [dB/m]	Field Strength [dBμV/m]	Limit [dBμV/m]	Margin [dB]
*	11440.00	Average	H	-	-	-82.42	13.81	38.39	53.98	-15.59
*	11440.00	Peak	H	-	-	-72.36	13.81	48.45	73.98	-25.53
	17160.00	Peak	H	-	-	-71.16	19.96	55.80	68.20	-12.40

Table 7-114. Radiated Measurements CDD Diversity

Worst Case Mode: 802.11n
Worst Case Transfer Rate: MCS15
Distance of Measurements: 3 Meters
Operating Frequency: 5745MHz
Channel: 149

	Frequency [MHz]	Detector	Ant. Pol. [H/V]	Antenna Height [cm]	Turntable Azimuth [degree]	Analyzer Level [dBm]	AFCL [dB/m]	Field Strength [dBμV/m]	Limit [dBμV/m]	Margin [dB]
*	11490.00	Average	H	-	-	-82.40	14.03	38.63	53.98	-15.35
*	11490.00	Peak	H	-	-	-71.74	14.03	49.29	73.98	-24.69
	17235.00	Peak	H	-	-	-82.95	20.11	44.16	68.20	-24.04

Table 7-115. Radiated Measurements CDD Diversity

FCC ID: BCGA2072	 PCTEST Proud to be part of 	MEASUREMENT REPORT (CERTIFICATION)	Approved by: Quality Manager
Test Report S/N: 1C2004270030-12.BCG	Test Dates: 07/16/2020 - 09/08/2020	EUT Type: Tablet Device	Page 254 of 344

Worst Case Mode: 802.11n
Worst Case Transfer Rate: MCS15
Distance of Measurements: 3 Meters
Operating Frequency: 5785MHz
Channel: 157

	Frequency [MHz]	Detector	Ant. Pol. [H/V]	Antenna Height [cm]	Turntable Azimuth [degree]	Analyzer Level [dBm]	AFCL [dB/m]	Field Strength [dBμV/m]	Limit [dBμV/m]	Margin [dB]
*	11570.00	Average	H	-	-	-83.55	14.21	37.66	53.98	-16.32
*	11570.00	Peak	H	-	-	-73.07	14.21	48.14	73.98	-25.84
	17355.00	Peak	H	-	-	-73.22	19.86	53.64	68.20	-14.56

Table 7-116. Radiated Measurements CDD Diversity

Worst Case Mode: 802.11n
Worst Case Transfer Rate: MCS15
Distance of Measurements: 3 Meters
Operating Frequency: 5825MHz
Channel: 165

	Frequency [MHz]	Detector	Ant. Pol. [H/V]	Antenna Height [cm]	Turntable Azimuth [degree]	Analyzer Level [dBm]	AFCL [dB/m]	Field Strength [dBμV/m]	Limit [dBμV/m]	Margin [dB]
*	11650.00	Average	H	-	-	-83.35	14.25	37.90	53.98	-16.08
*	11650.00	Peak	H	-	-	-72.90	14.25	48.35	73.98	-25.63
	17475.00	Peak	H	-	-	-73.70	20.58	53.88	68.20	-14.32

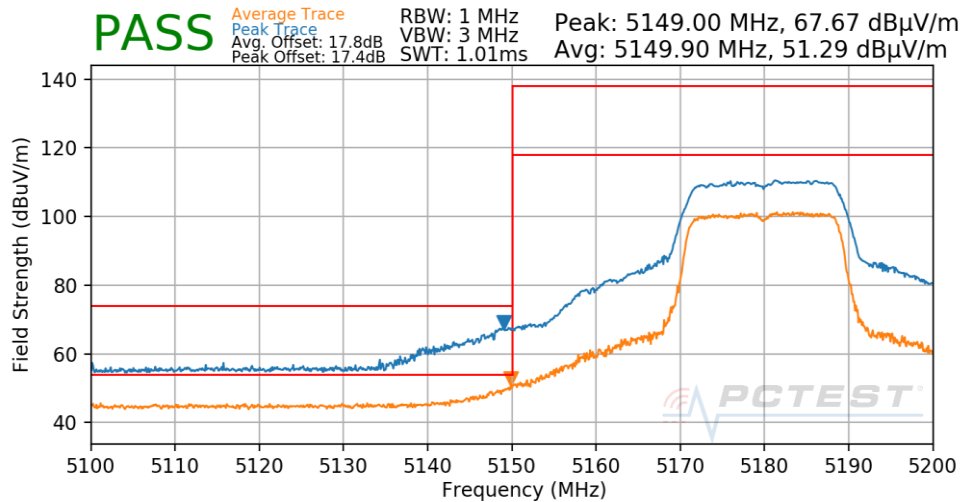
Table 7-117. Radiated Measurements CDD Diversity

FCC ID: BCGA2072	 PCTEST Proud to be part of 	MEASUREMENT REPORT (CERTIFICATION)	Approved by: Quality Manager
Test Report S/N: 1C2004270030-12.BCG	Test Dates: 07/16/2020 - 09/08/2020	EUT Type: Tablet Device	Page 255 of 344

7.6.4 Antenna 2b Radiated Band Edge Measurements (20MHz BW)

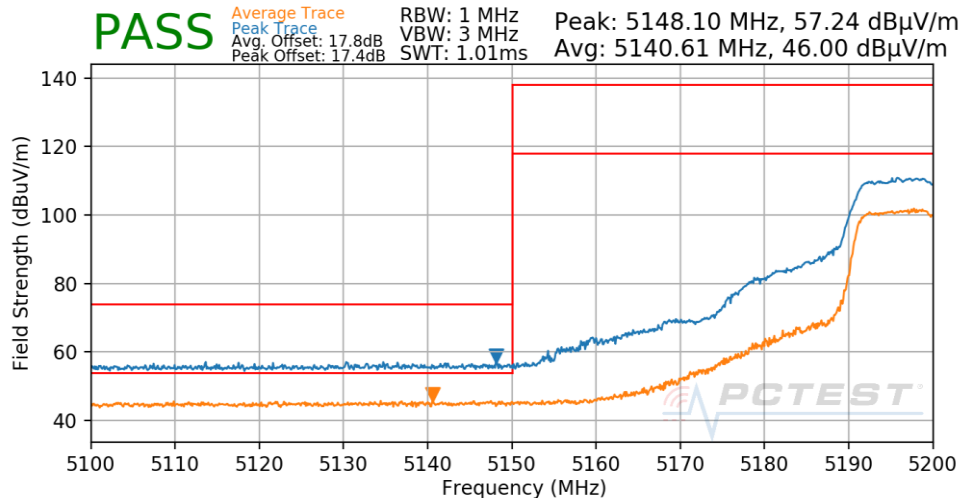
§15.407(b.1)(b.2) §15.205 §15.209; RSS-Gen [8.9]; RSS-Gen [8.9]

Worst Case Mode:	802.11n
Worst Case Transfer Rate:	MCS7
Distance of Measurements:	3 Meters
Operating Frequency:	5180MHz
Channel:	36



Plot 7-369. Radiated Lower Band Edge Plot Antenna 2b (UNII Band 1)

Worst Case Mode:	802.11n
Worst Case Transfer Rate:	MCS7
Distance of Measurements:	3 Meters
Operating Frequency:	5200MHz
Channel:	40



Plot 7-370. Radiated Lower Band Edge Plot Antenna 2b (UNII Band 1)

FCC ID: BCGA2072	PCTEST Proud to be part of element	MEASUREMENT REPORT (CERTIFICATION)	Approved by: Quality Manager
Test Report S/N: 1C2004270030-12.BCG	Test Dates: 07/16/2020 - 09/08/2020	EUT Type: Tablet Device	Page 256 of 344