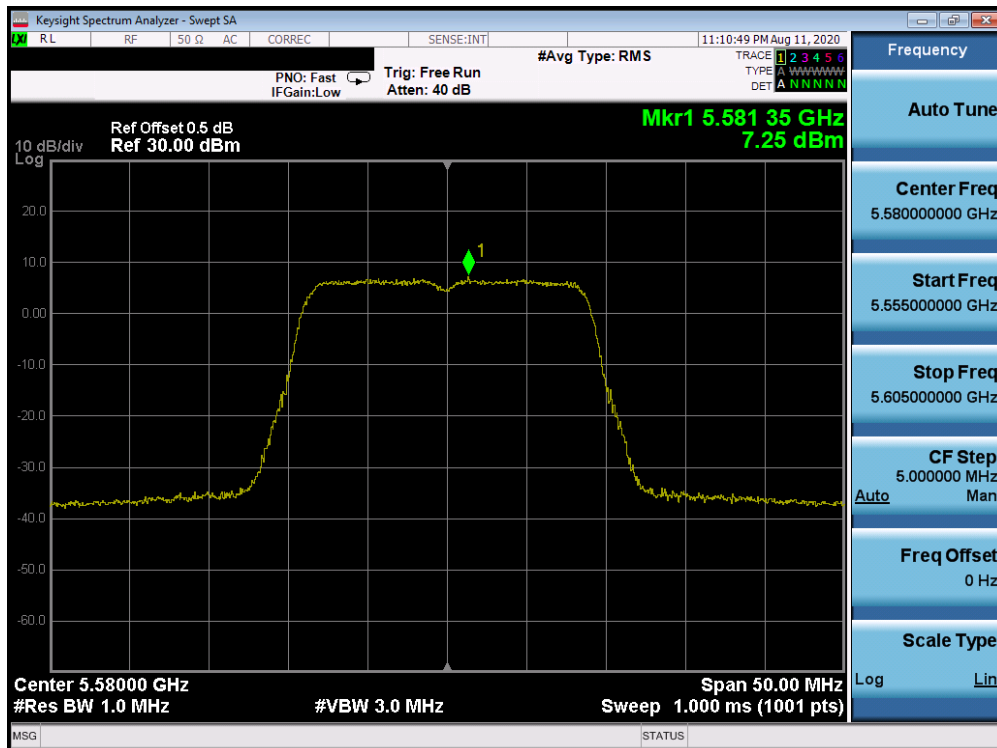
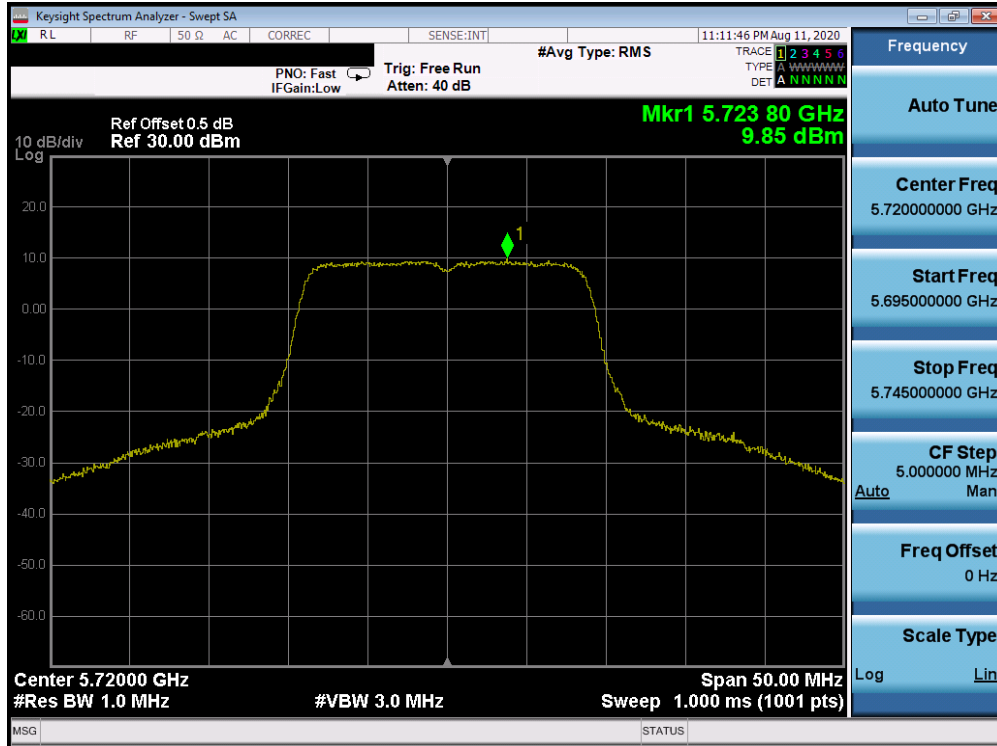


Plot 7-95. Power Spectral Density Plot Antenna 2b (20MHz BW 802.11n (UNII Band 2C) – Ch. 100)

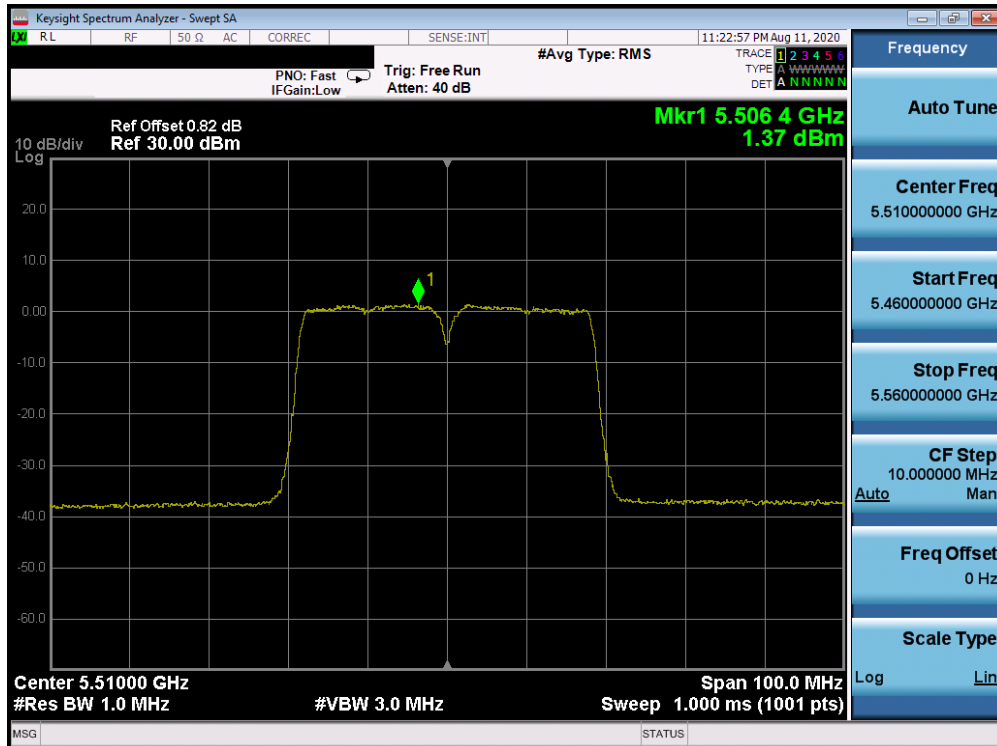


Plot 7-96. Power Spectral Density Plot Antenna 2b (20MHz BW 802.11n (UNII Band 2C) – Ch. 116)

FCC ID: BCGA2072	PCTEST Proud to be part of element	MEASUREMENT REPORT (CERTIFICATION)	Approved by: Quality Manager
Test Report S/N: 1C2004270030-12.BCG	Test Dates: 07/16/2020 - 09/08/2020	EUT Type: Tablet Device	Page 86 of 344

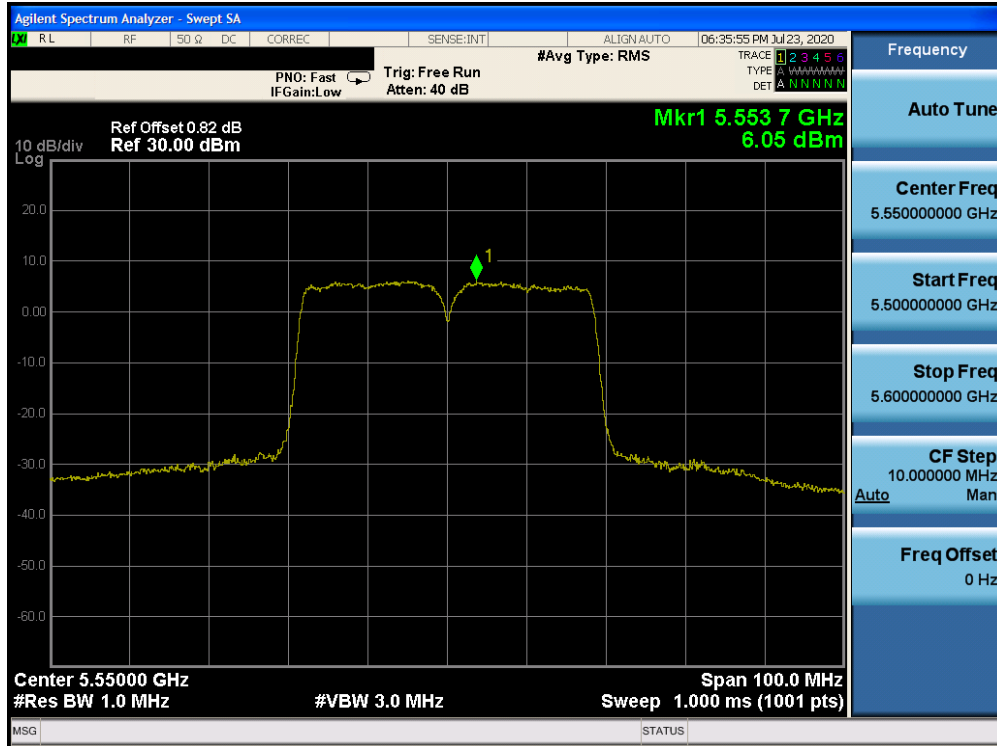


Plot 7-97. Power Spectral Density Plot Antenna 2b (20MHz BW 802.11n (UNII Band 2C) – Ch. 144)

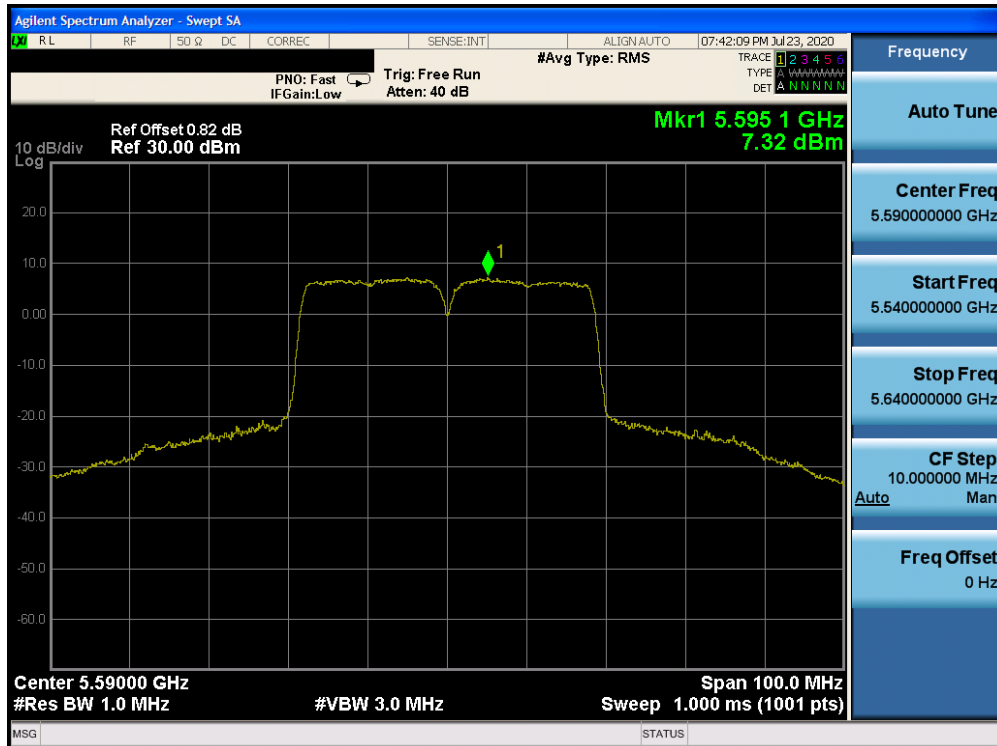


Plot 7-98. Power Spectral Density Plot Antenna 2b (40MHz BW 802.11n (UNII Band 2C) – Ch. 102)

FCC ID: BCGA2072	PCTEST Proud to be part of element	MEASUREMENT REPORT (CERTIFICATION)	Approved by: Quality Manager
Test Report S/N: 1C2004270030-12.BCG	Test Dates: 07/16/2020 - 09/08/2020	EUT Type: Tablet Device	Page 87 of 344

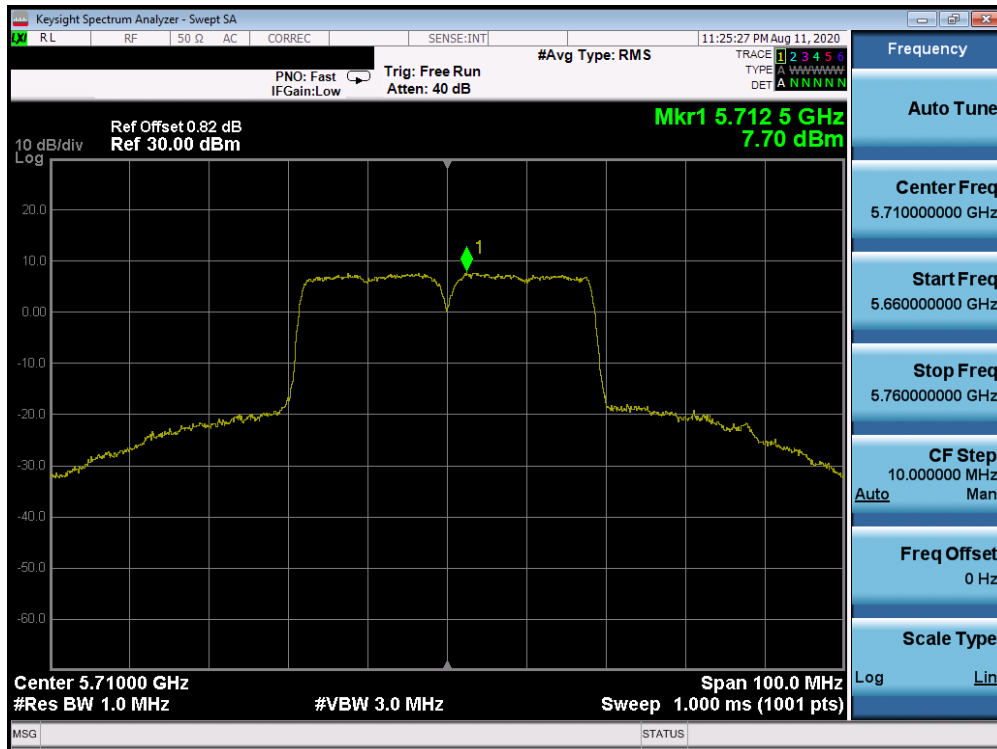


Plot 7-99. Power Spectral Density Plot Antenna 2b (40MHz BW 802.11n (UNII Band 2C) – Ch. 110)

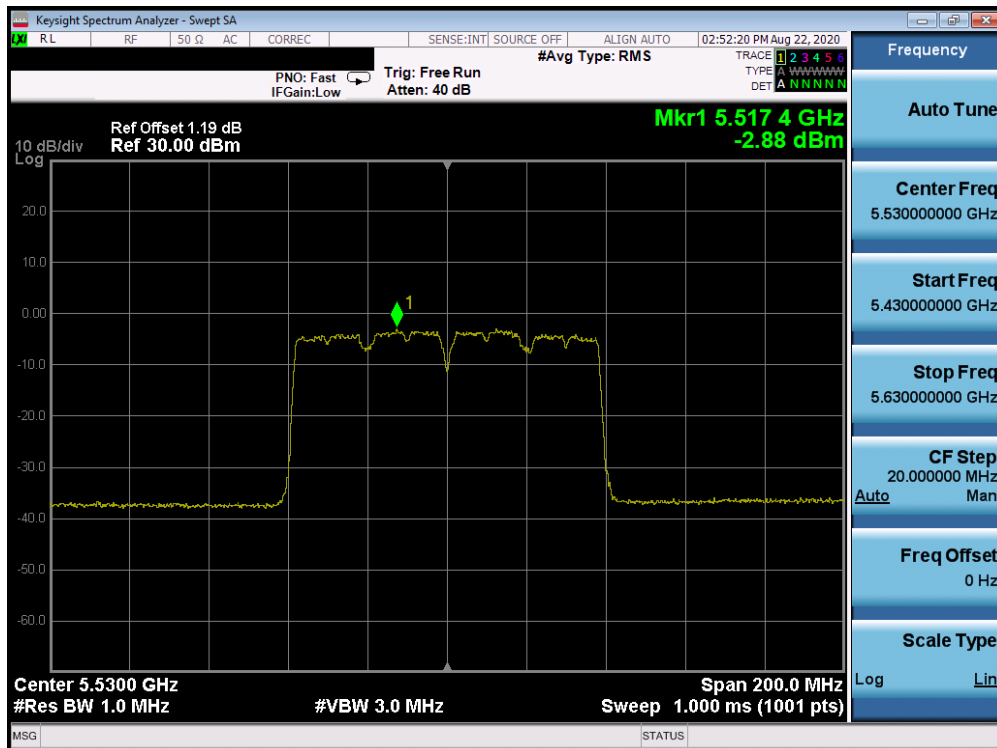


Plot 7-100. Power Spectral Density Plot Antenna 2b (40MHz BW 802.11n (UNII Band 2C) – Ch. 118)

FCC ID: BCGA2072	PCTEST Proud to be part of element	MEASUREMENT REPORT (CERTIFICATION)	Approved by: Quality Manager
Test Report S/N: 1C2004270030-12.BCG	Test Dates: 07/16/2020 - 09/08/2020	EUT Type: Tablet Device	Page 88 of 344

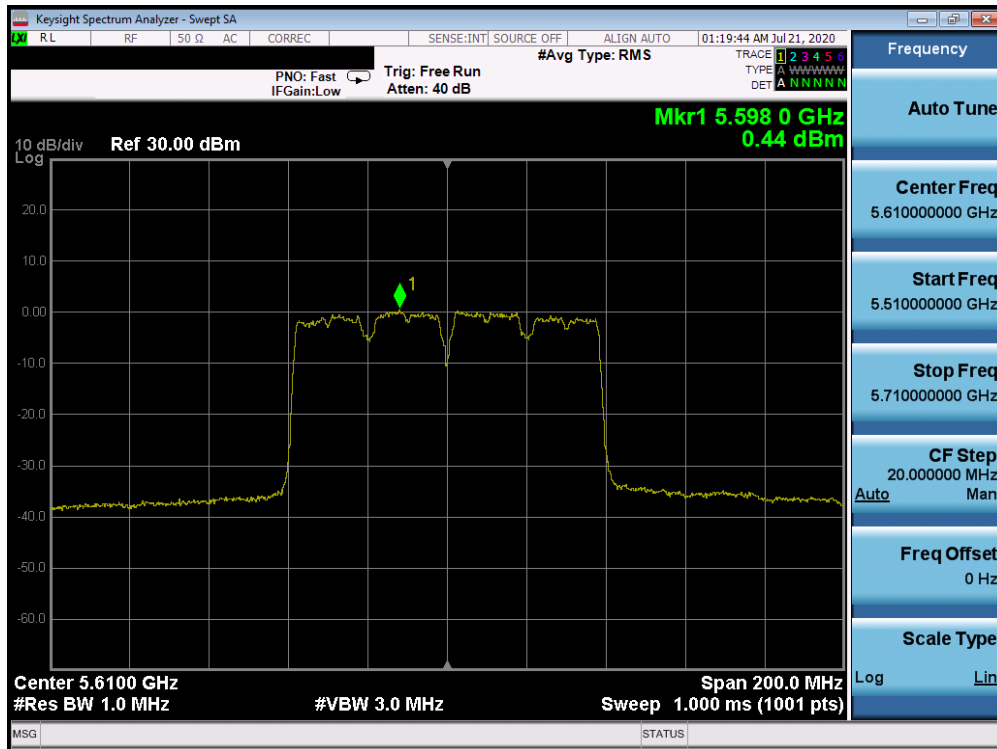


Plot 7-101. Power Spectral Density Plot Antenna 2b (40MHz BW 802.11n (UNII Band 2C) – Ch. 142)

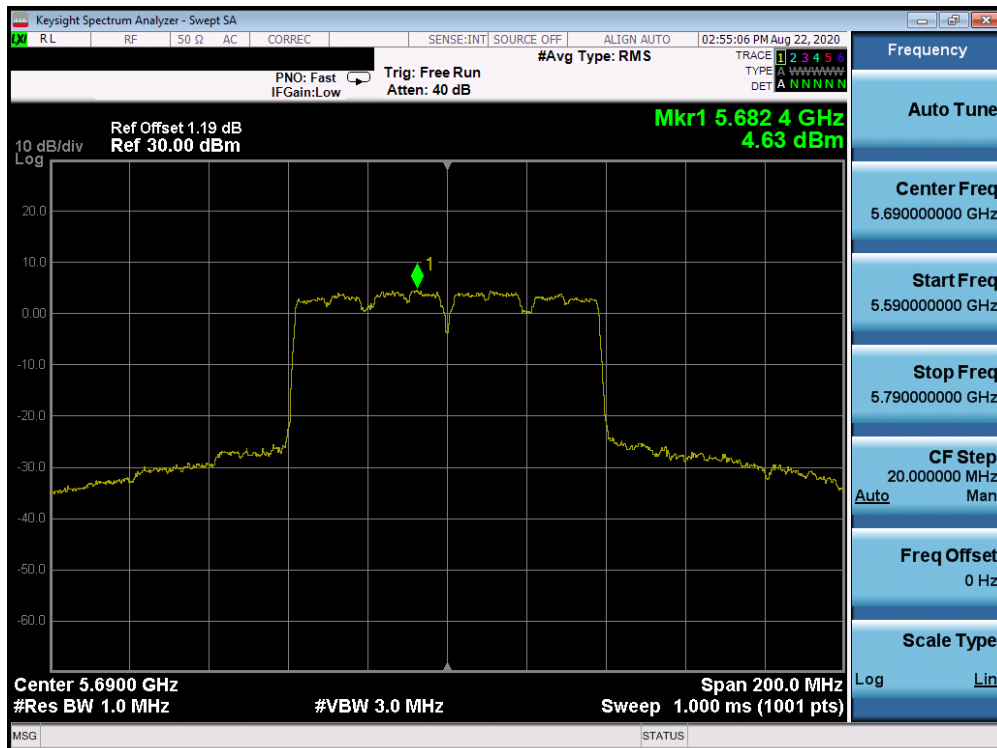


Plot 7-102. Power Spectral Density Plot Antenna 2b (80MHz BW 802.11ac (UNII Band 2C) – Ch. 106)

FCC ID: BCGA2072	PCTEST Proud to be part of element	MEASUREMENT REPORT (CERTIFICATION)	Approved by: Quality Manager
Test Report S/N: 1C2004270030-12.BCG	Test Dates: 07/16/2020 - 09/08/2020	EUT Type: Tablet Device	Page 89 of 344

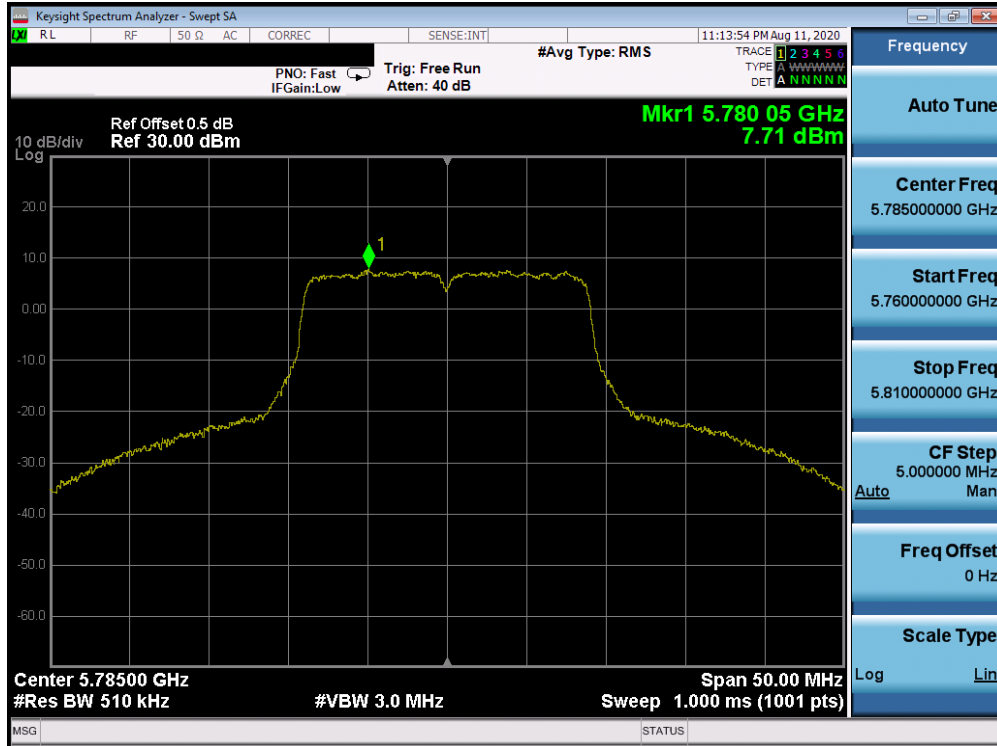


Plot 7-103. Power Spectral Density Plot Antenna 2b (80MHz BW 802.11ac (UNII Band 2C) – Ch. 122)

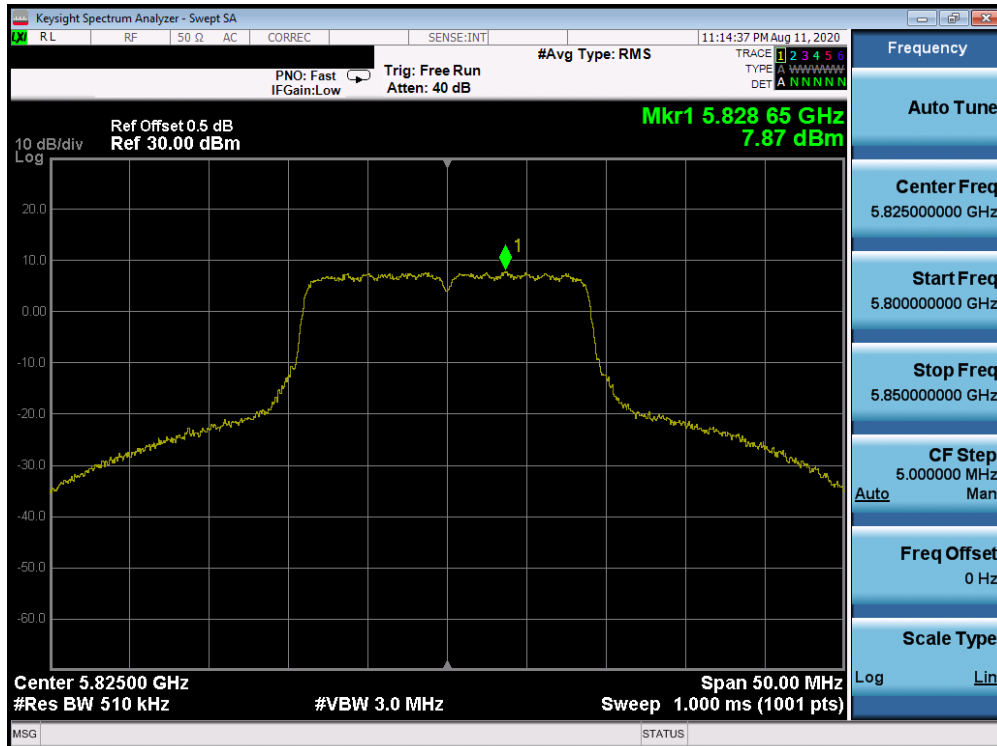


Plot 7-104. Power Spectral Density Plot Antenna 2b (80MHz BW 802.11ac (UNII Band 2C) – Ch. 138)

FCC ID: BCGA2072		MEASUREMENT REPORT (CERTIFICATION)	Approved by: Quality Manager
Test Report S/N: 1C2004270030-12.BCG	Test Dates: 07/16/2020 - 09/08/2020	EUT Type: Tablet Device	Page 90 of 344

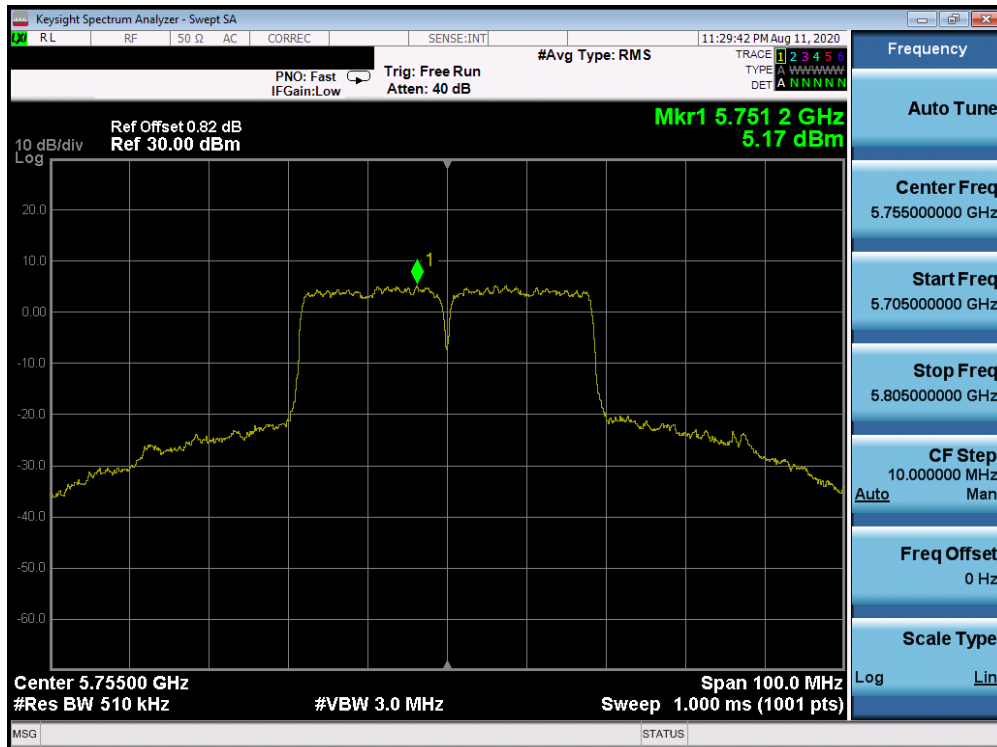


Plot 7-106. Power Spectral Density Plot Antenna 2b (20MHz BW 802.11n (UNII Band 3) – Ch. 157)

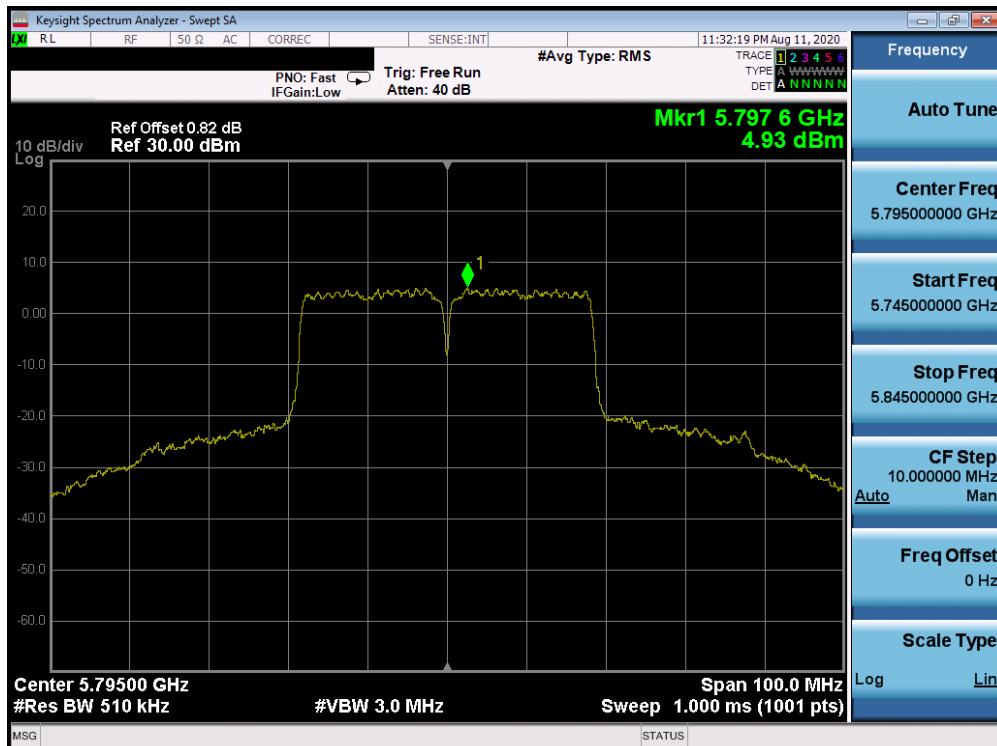


Plot 7-107. Power Spectral Density Plot Antenna 2b (20MHz BW 802.11n (UNII Band 3) – Ch. 165)

FCC ID: BCGA2072	PCTEST Proud to be part of element	MEASUREMENT REPORT (CERTIFICATION)	Approved by: Quality Manager
Test Report S/N: 1C2004270030-12.BCG	Test Dates: 07/16/2020 - 09/08/2020	EUT Type: Tablet Device	Page 92 of 344

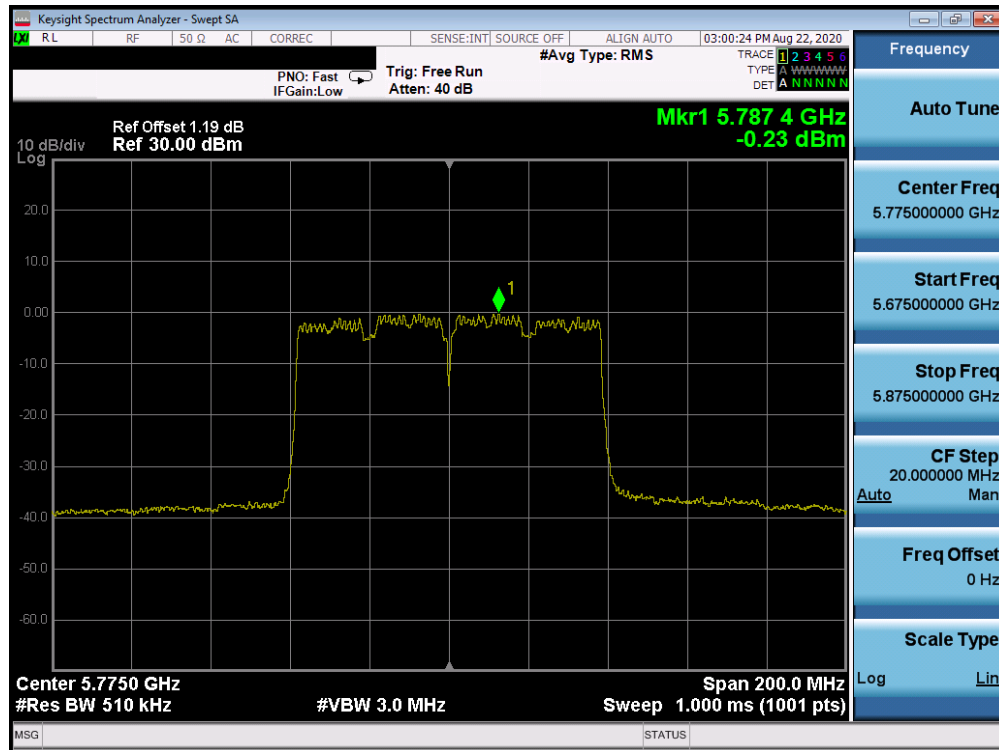


Plot 7-108. Power Spectral Density Plot Antenna 2b (40MHz BW 802.11n (UNII Band 3) – Ch. 151)



Plot 7-109. Power Spectral Density Plot Antenna 2b (40MHz BW 802.11n (UNII Band 3) – Ch. 159)

FCC ID: BCGA2072	PCTEST Proud to be part of element	MEASUREMENT REPORT (CERTIFICATION)	Approved by: Quality Manager
Test Report S/N: 1C2004270030-12.BCG	Test Dates: 07/16/2020 - 09/08/2020	EUT Type: Tablet Device	Page 93 of 344



Plot 7-110. Power Spectral Density Plot Antenna 2b (80MHz BW 802.11ac (UNII Band 3) – Ch. 155)

FCC ID: BCGA2072	 PCTEST Proud to be part of 	MEASUREMENT REPORT (CERTIFICATION)	Approved by: Quality Manager
Test Report S/N: 1C2004270030-12.BCG	Test Dates: 07/16/2020 - 09/08/2020	EUT Type: Tablet Device	Page 94 of 344

Antenna 2a Power Spectral Density Measurements

	Frequency [MHz]	Channel No.	802.11 Mode	Data Rate [Mbps]	Measured Power Density [dBm/MHz]	Max Power Density [dBm/MHz]	Margin [dB]
Band 1	5180	36	n (20MHz)	65/72.2 (MCS7)	5.16	11.0	-5.84
	5200	40	n (20MHz)	65/72.2 (MCS7)	7.75	11.0	-3.25
	5240	48	n (20MHz)	65/72.2 (MCS7)	7.58	11.0	-3.42
	5190	38	n (40MHz)	135/150 (MCS7)	-0.12	11.0	-11.12
	5230	46	n (40MHz)	135/150 (MCS7)	5.55	11.0	-5.45
	5210	42	ac (80MHz)	390/433.3 (MCS9)	-5.55	11.0	-16.55
Band 2A	5260	52	n (20MHz)	65/72.2 (MCS7)	7.38	11.0	-3.62
	5280	56	n (20MHz)	65/72.2 (MCS7)	7.46	11.0	-3.54
	5320	64	n (20MHz)	65/72.2 (MCS7)	5.38	11.0	-5.62
	5270	54	n (40MHz)	135/150 (MCS7)	5.86	11.0	-5.14
	5310	62	n (40MHz)	135/150 (MCS7)	-1.02	11.0	-12.02
	5290	58	ac (80MHz)	390/433.3 (MCS9)	-3.69	11.0	-14.69
Band 2C	5500	100	n (20MHz)	65/72.2 (MCS7)	4.48	11.0	-6.52
	5580	116	n (20MHz)	65/72.2 (MCS7)	7.49	11.0	-3.51
	5720	144	n (20MHz)	65/72.2 (MCS7)	7.29	11.0	-3.71
	5510	102	n (40MHz)	135/150 (MCS7)	-0.67	11.0	-11.67
	5550	110	n (40MHz)	135/150 (MCS7)	3.08	11.0	-7.92
	*5590	118	n (40MHz)	135/150 (MCS7)	4.51	11.0	-6.49
	5710	142	n (40MHz)	135/150 (MCS7)	2.86	11.0	-8.14
	5530	106	ac (80MHz)	390/433.3 (MCS9)	-4.14	11.0	-15.14
	*5610	122	ac (80MHz)	390/433.3 (MCS9)	-1.79	11.0	-12.79
	5690	138	ac (80MHz)	390/433.3 (MCS9)	1.00	11.0	-10.00

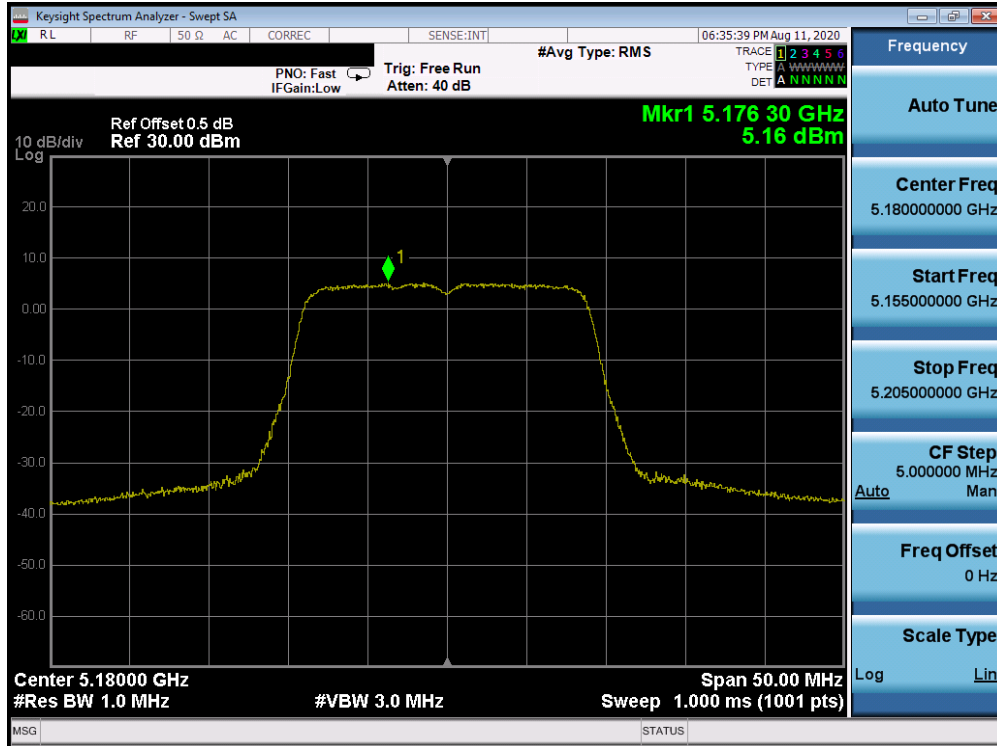
Table 7-45. Power Spectral Density Measurements Antenna 2a

*TDWR channel is not supported for ISED (denoted by a * next to the frequency)

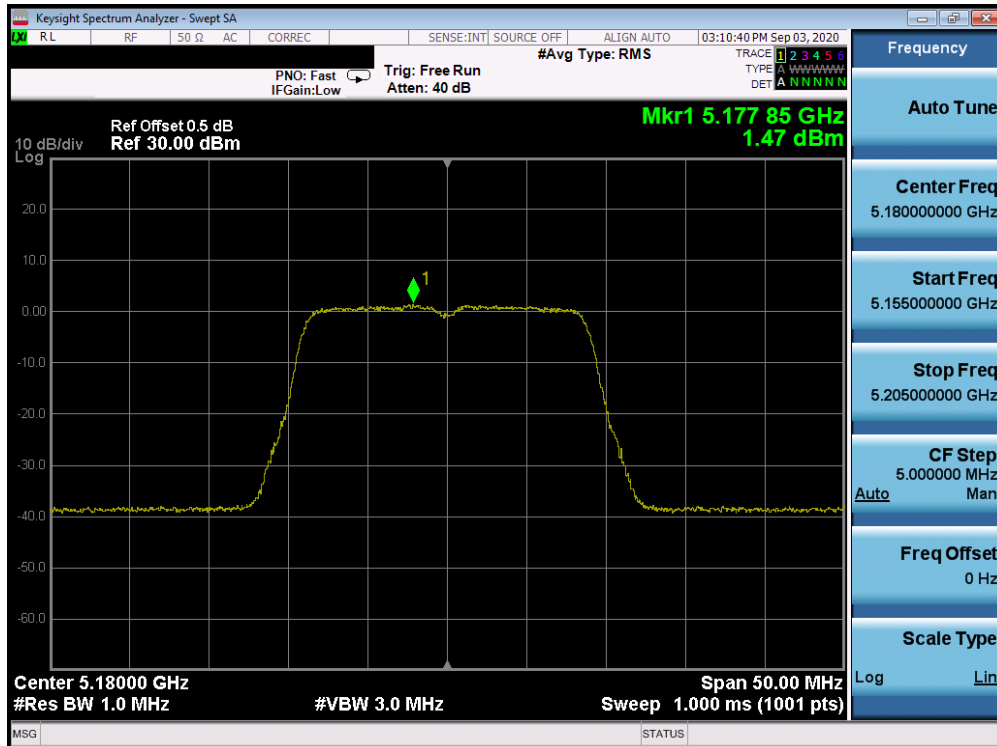
	Frequency [MHz]	Channel No.	802.11 Mode	Data Rate [Mbps]	Measured Power Density [dBm/MHz]	Antenna Gain [dBi]	e.i.r.p. Power Density [dBm/MHz]	ISED Max e.i.r.p. Power Density [dBm/MHz]	Margin [dB]
Band 1	5180	36	n (20MHz)	65/72.2 (MCS7)	1.47	2.60	4.07	10.0	-5.93
	5200	40	n (20MHz)	65/72.2 (MCS7)	1.09	2.60	3.69	10.0	-6.31
	5240	48	n (20MHz)	65/72.2 (MCS7)	1.50	2.60	4.10	10.0	-5.90
	5190	38	n (40MHz)	135/150 (MCS7)	-0.12	2.60	2.48	10.0	-7.52
	5230	46	n (40MHz)	135/150 (MCS7)	0.56	2.60	3.16	10.0	-6.84
	5210	42	ac (80MHz)	390/433.3 (MCS9)	-5.55	2.60	-2.95	10.0	-12.95

Table 7-46. Band 1 e.i.r.p. Power Spectral Density Measurements (ISED) Antenna 2a

FCC ID: BCGA2072	 PCTEST Proud to be part of 	MEASUREMENT REPORT (CERTIFICATION)	Approved by: Quality Manager
Test Report S/N: 1C2004270030-12.BCG	Test Dates: 07/16/2020 - 09/08/2020	EUT Type: Tablet Device	Page 95 of 344

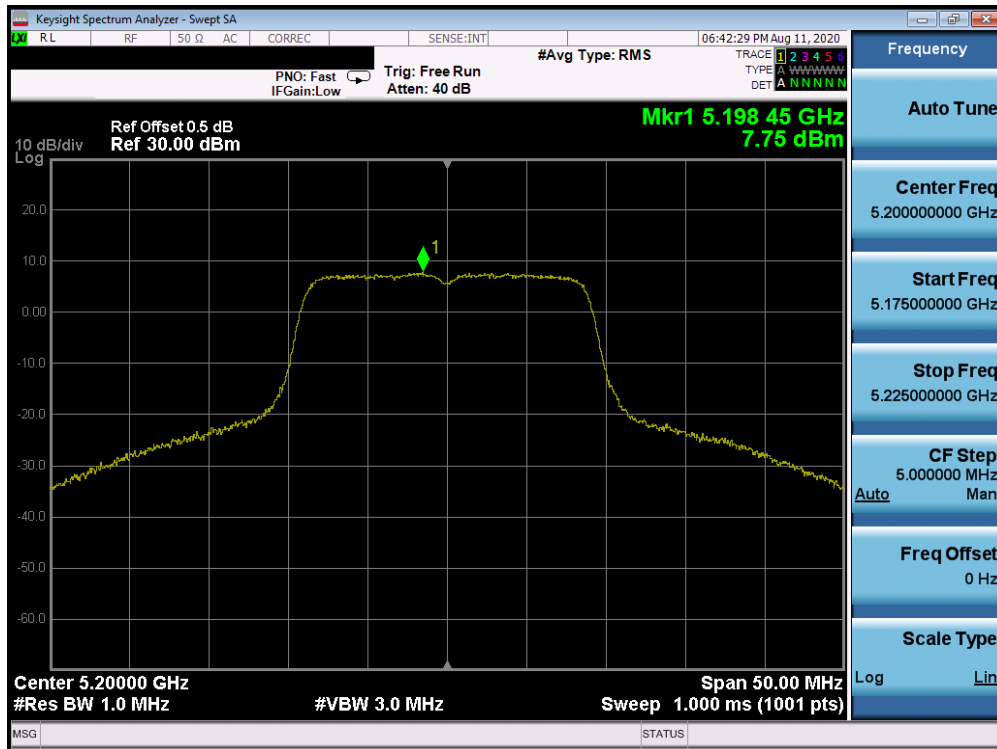


Plot 7-111. Power Spectral Density Plot Antenna 2a (20MHz BW 802.11n (UNII Band 1) – Ch. 36)

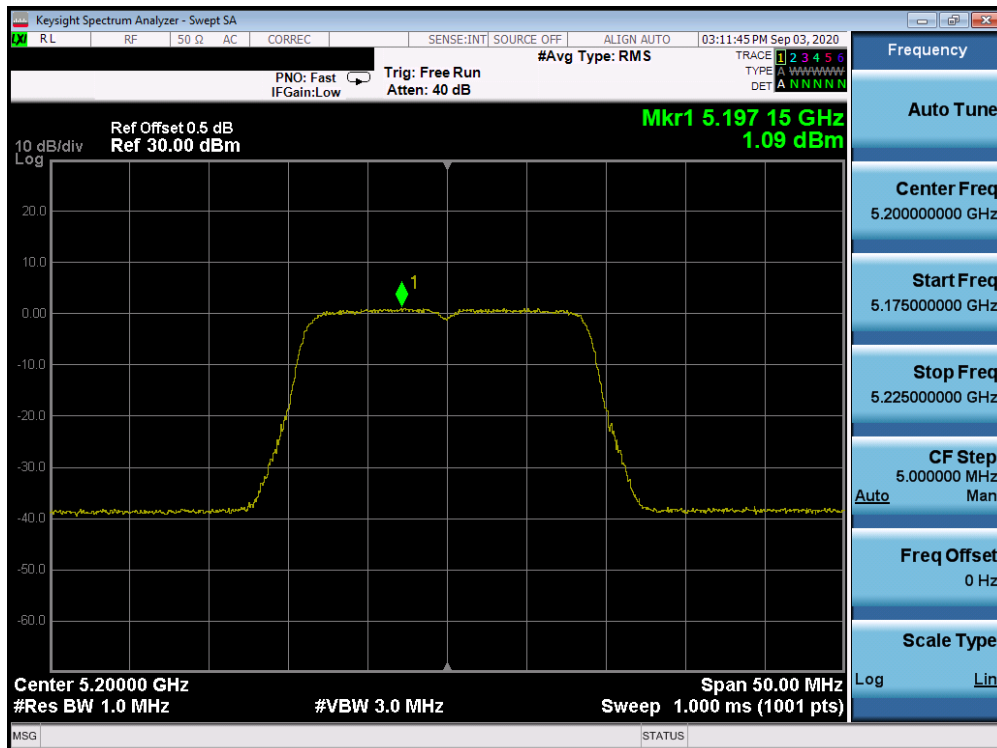


Plot 7-112. ISD Power Spectral Density Plot Antenna 2a (20MHz BW 802.11n (UNII Band 1) – Ch. 36)

FCC ID: BCGA2072	PCTEST Proud to be part of element	MEASUREMENT REPORT (CERTIFICATION)	Approved by: Quality Manager
Test Report S/N: 1C2004270030-12.BCG	Test Dates: 07/16/2020 - 09/08/2020	EUT Type: Tablet Device	Page 96 of 344

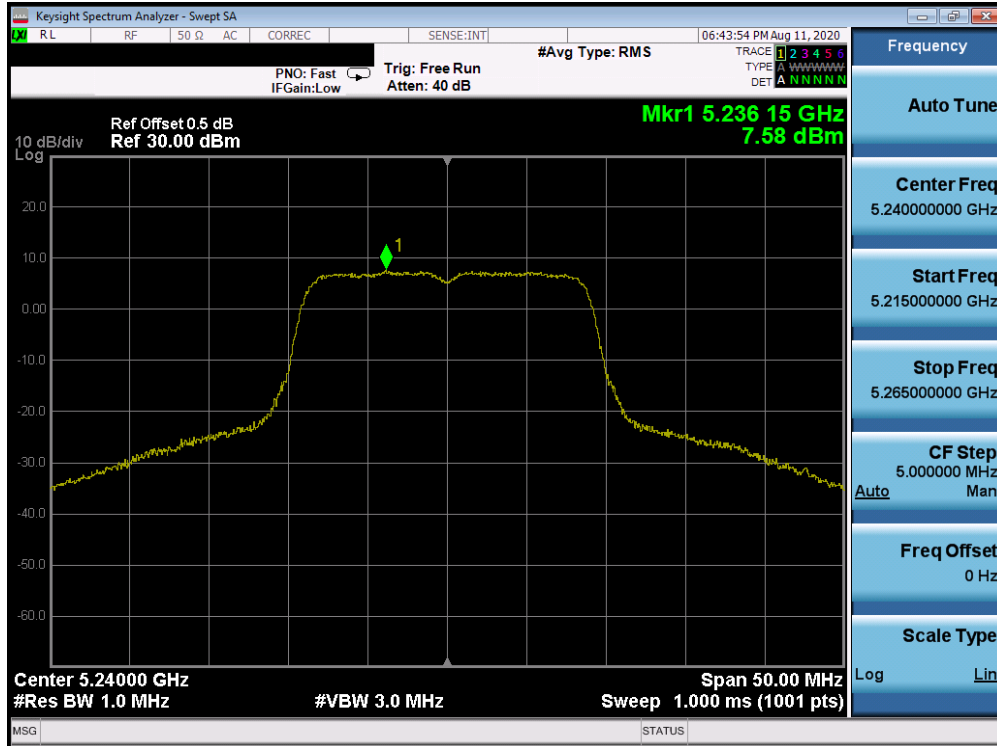


Plot 7-113. Power Spectral Density Plot Antenna 2a (20MHz BW 802.11n (UNII Band 1) – Ch. 40)

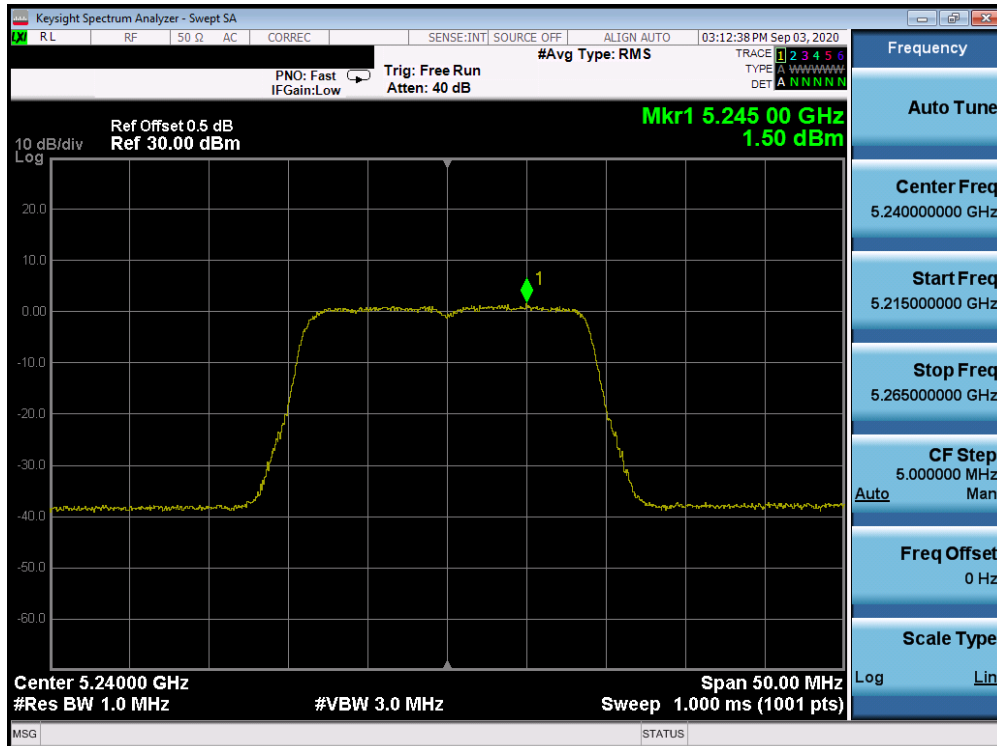


Plot 7-114. ISD Power Spectral Density Plot Antenna 2a (20MHz BW 802.11n (UNII Band 1) – Ch. 40)

FCC ID: BCGA2072	PCTEST Proud to be part of element	MEASUREMENT REPORT (CERTIFICATION)	Approved by: Quality Manager
Test Report S/N: 1C2004270030-12.BCG	Test Dates: 07/16/2020 - 09/08/2020	EUT Type: Tablet Device	Page 97 of 344

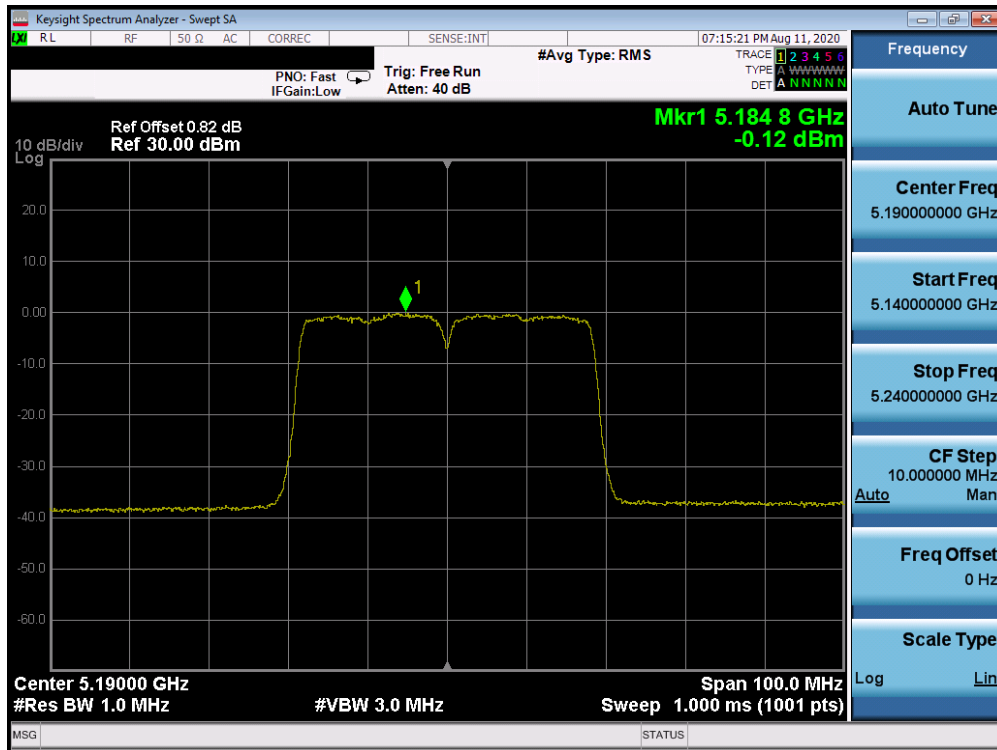


Plot 7-115. Power Spectral Density Plot Antenna 2a (20MHz BW 802.11n (UNII Band 1) – Ch. 48)



Plot 7-116. ISD Power Spectral Density Plot Antenna 2a (20MHz BW 802.11n (UNII Band 1) – Ch. 48)

FCC ID: BCGA2072	PCTEST Proud to be part of element	MEASUREMENT REPORT (CERTIFICATION)	Approved by: Quality Manager
Test Report S/N: 1C2004270030-12.BCG	Test Dates: 07/16/2020 - 09/08/2020	EUT Type: Tablet Device	Page 98 of 344

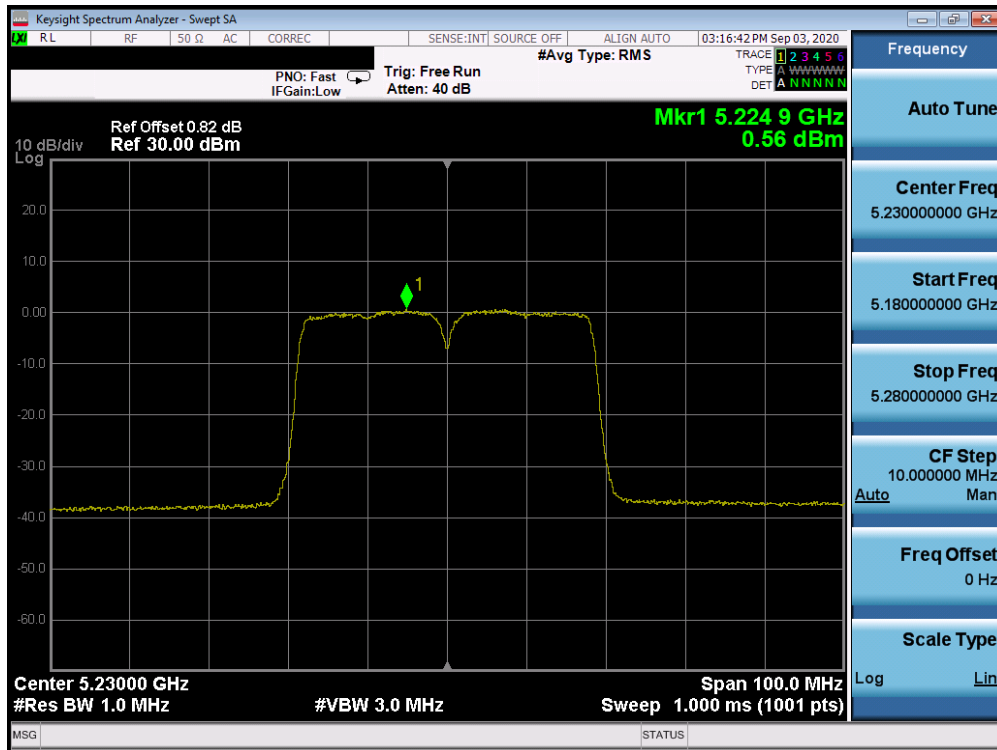


Plot 7-117. Power Spectral Density Plot Antenna 2a (40MHz BW 802.11n (UNII Band 1) – Ch. 38)

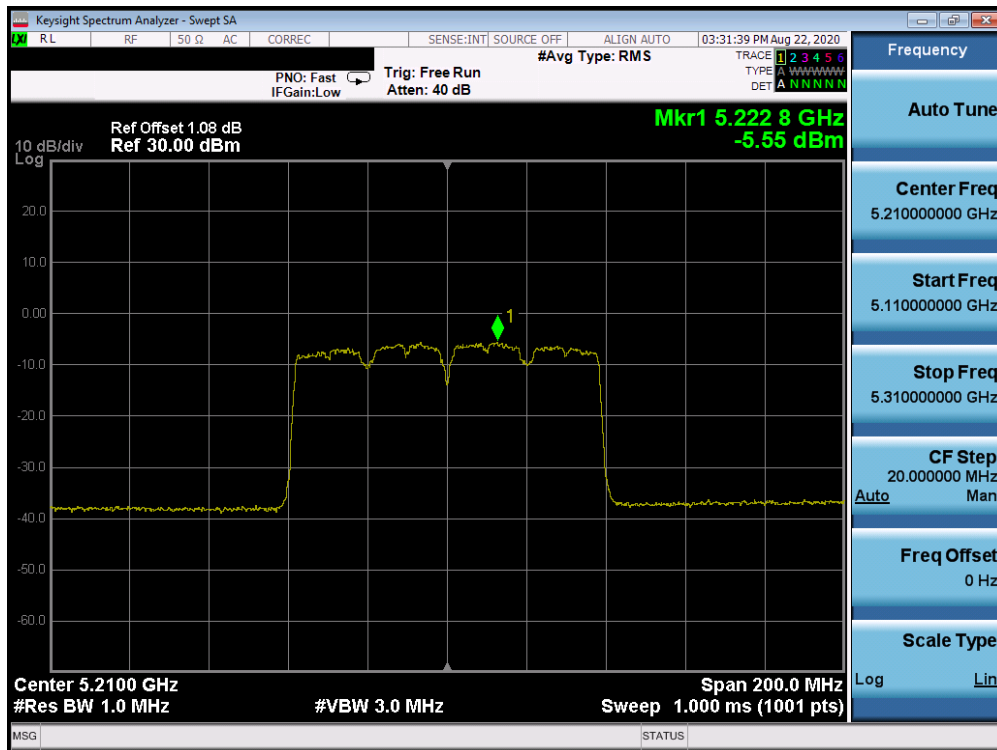


Plot 7-118. Power Spectral Density Plot Antenna 2a (40MHz BW 802.11n (UNII Band 1) – Ch. 46)

FCC ID: BCGA2072	PCTEST Proud to be part of element	MEASUREMENT REPORT (CERTIFICATION)	Approved by: Quality Manager
Test Report S/N: 1C2004270030-12.BCG	Test Dates: 07/16/2020 - 09/08/2020	EUT Type: Tablet Device	Page 99 of 344

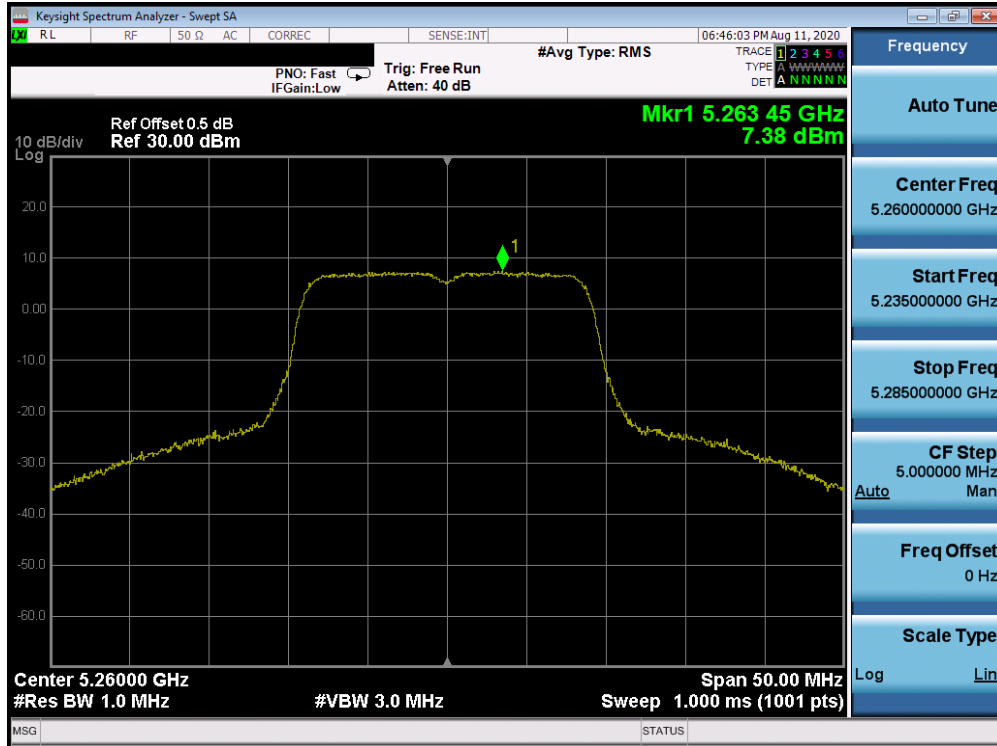


Plot 7-119. ISED Power Spectral Density Plot Antenna 2a (40MHz BW 802.11n (UNII Band 1) – Ch. 46)

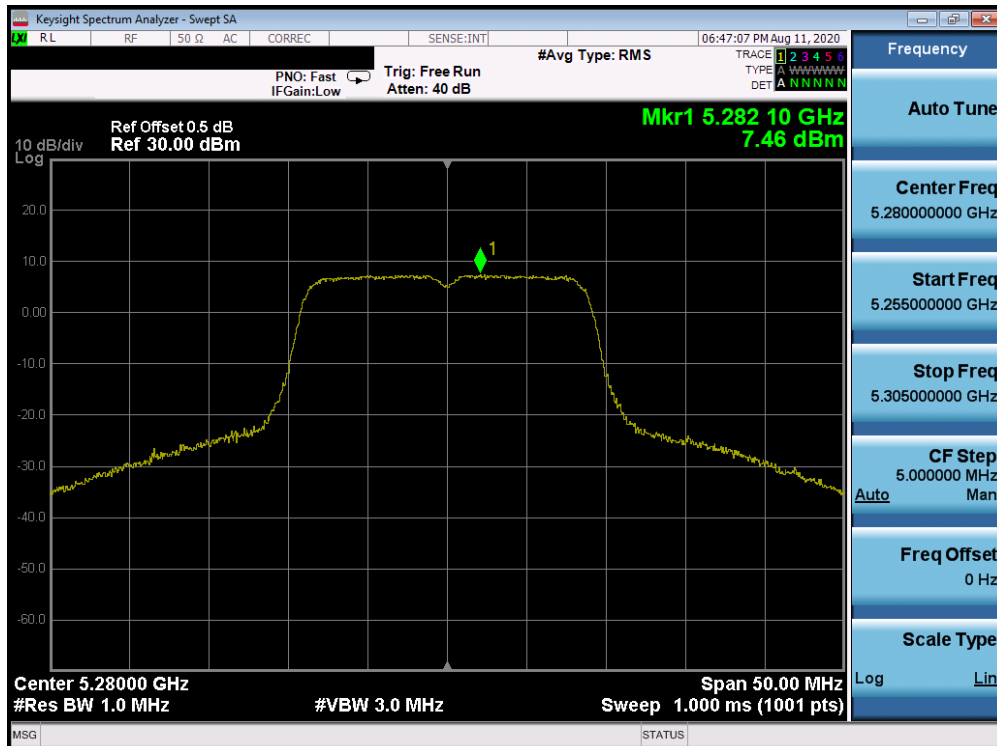


Plot 7-120. Power Spectral Density Plot Antenna 2a (80MHz BW 802.11ac (UNII Band 1) – Ch. 42)

FCC ID: BCGA2072	PCTEST Proud to be part of element	MEASUREMENT REPORT (CERTIFICATION)	Approved by: Quality Manager
Test Report S/N: 1C2004270030-12.BCG	Test Dates: 07/16/2020 - 09/08/2020	EUT Type: Tablet Device	Page 100 of 344

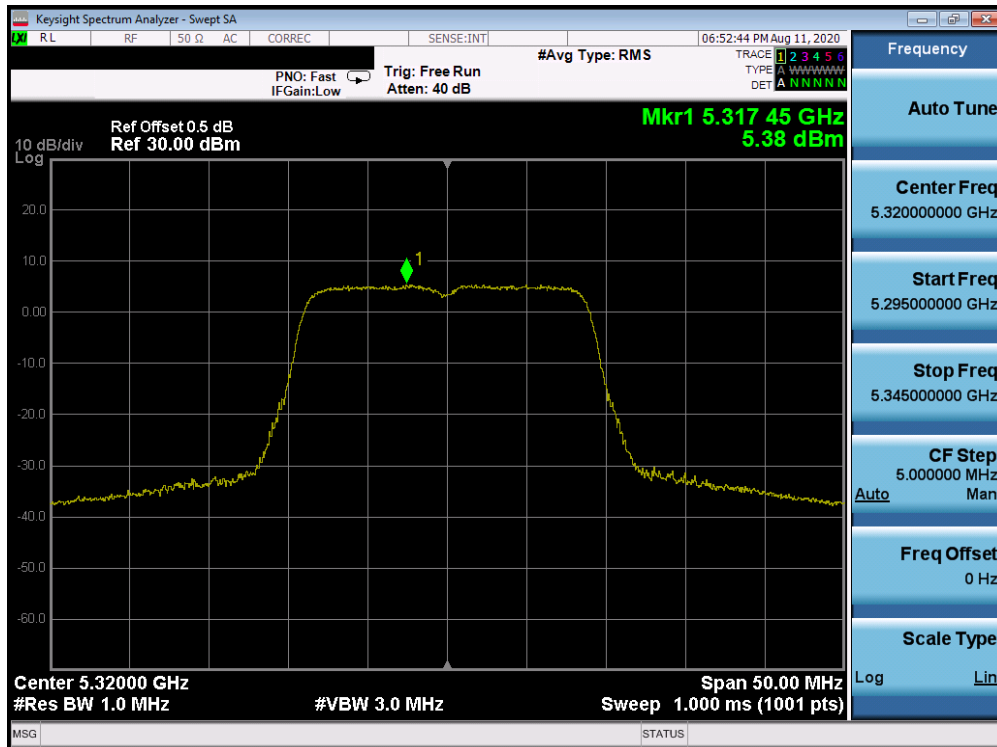


Plot 7-121. Power Spectral Density Plot Antenna 2a (20MHz BW 802.11n (UNII Band 2A) – Ch. 52)

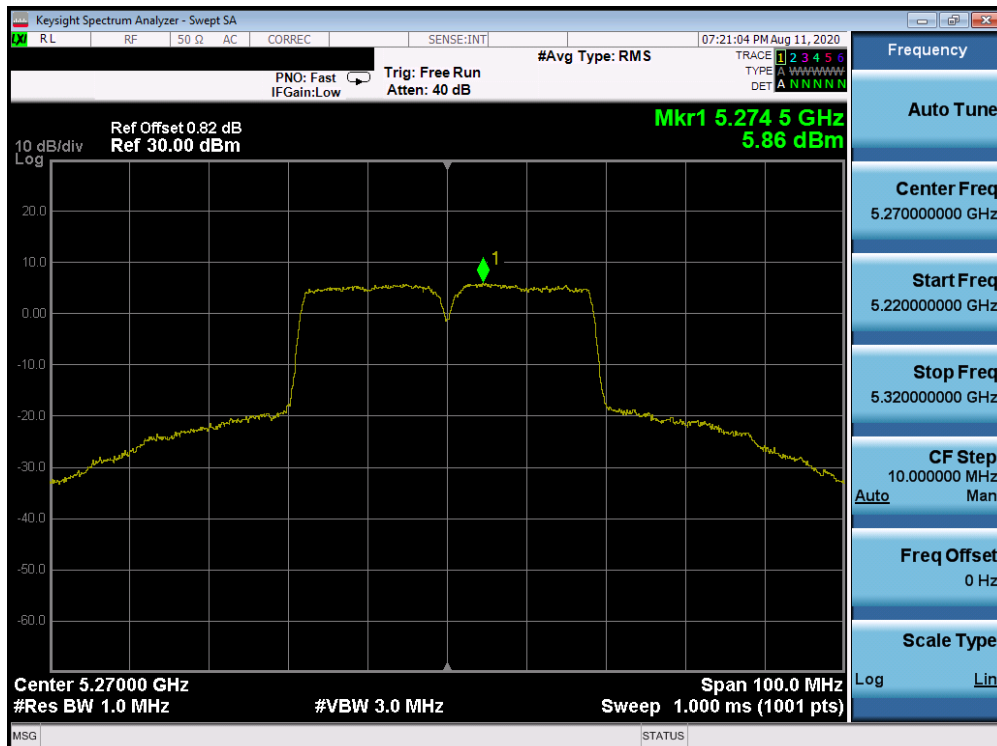


Plot 7-122. Power Spectral Density Plot Antenna 2a (20MHz BW 802.11n (UNII Band 2A) – Ch. 56)

FCC ID: BCGA2072	PCTEST Proud to be part of element	MEASUREMENT REPORT (CERTIFICATION)	Approved by: Quality Manager
Test Report S/N: 1C2004270030-12.BCG	Test Dates: 07/16/2020 - 09/08/2020	EUT Type: Tablet Device	Page 101 of 344

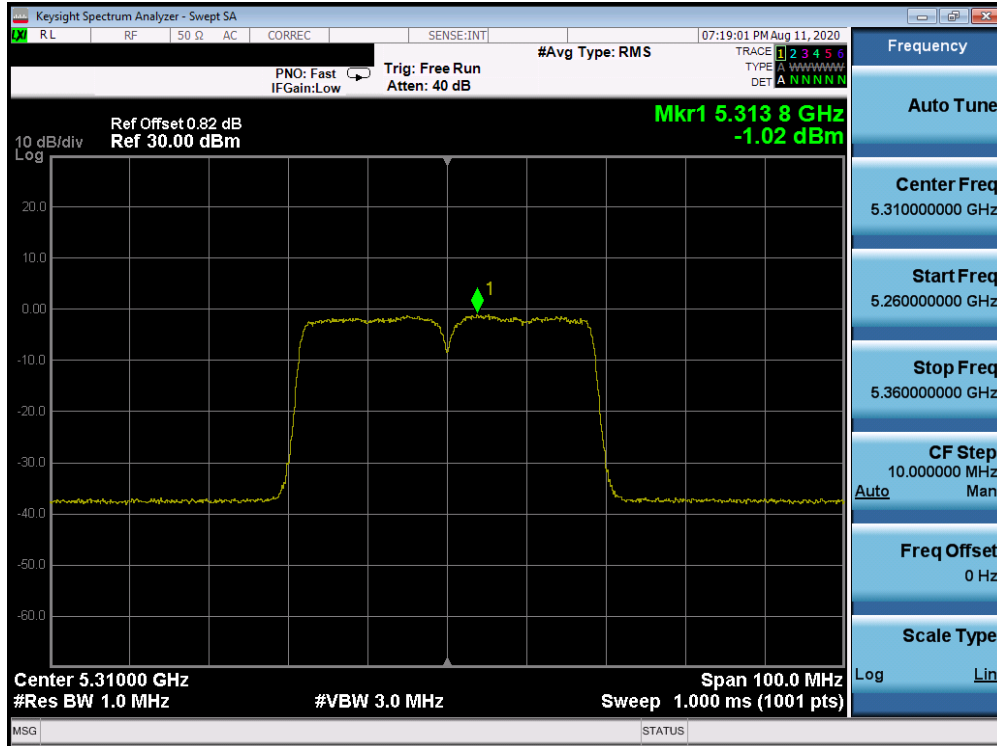


Plot 7-123. Power Spectral Density Plot Antenna 2a (20MHz BW 802.11n (UNII Band 2A) – Ch. 64)

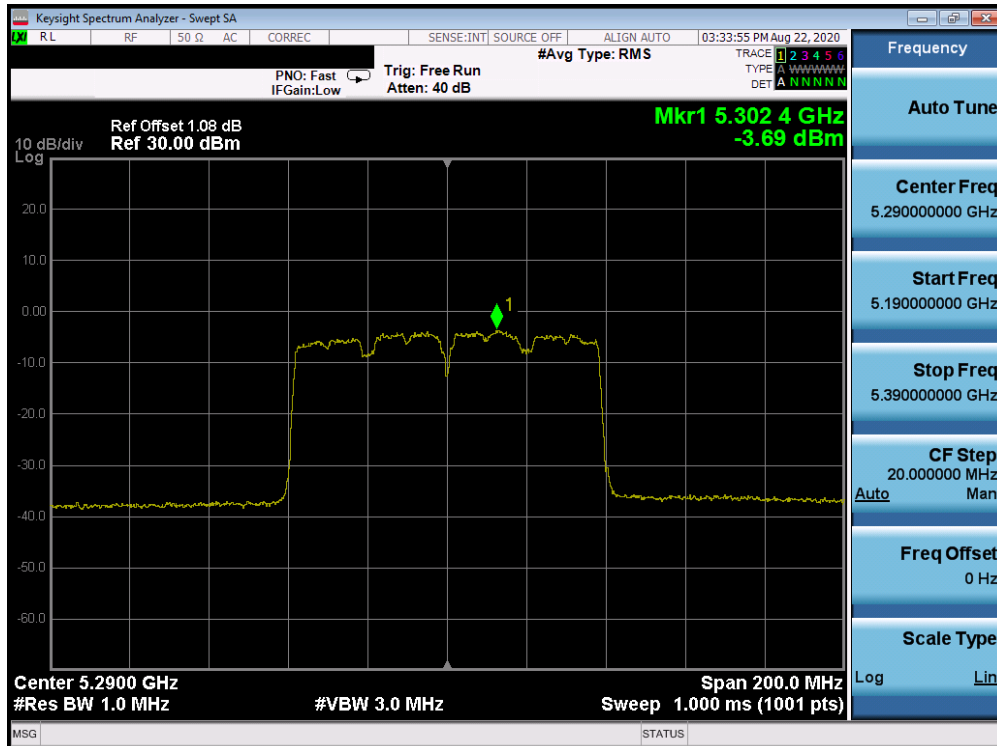


Plot 7-124. Power Spectral Density Plot Antenna 2a (40MHz BW 802.11n (UNII Band 2A) – Ch. 54)

FCC ID: BCGA2072	PCTEST Proud to be part of element	MEASUREMENT REPORT (CERTIFICATION)	Approved by: Quality Manager
Test Report S/N: 1C2004270030-12.BCG	Test Dates: 07/16/2020 - 09/08/2020	EUT Type: Tablet Device	Page 102 of 344

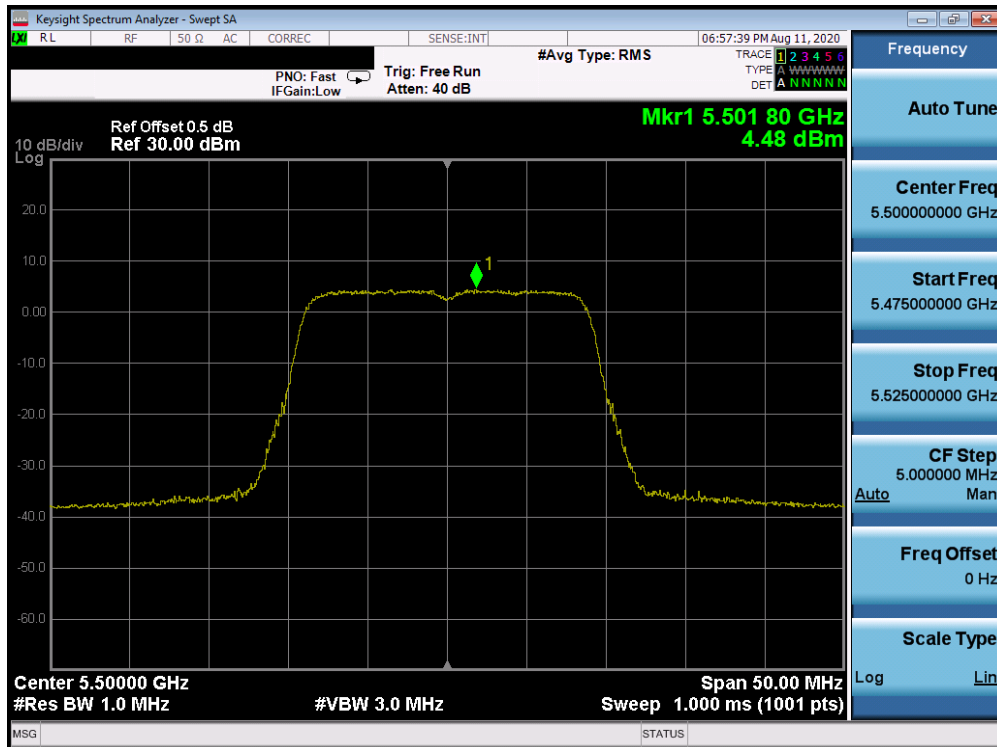


Plot 7-125. Power Spectral Density Plot Antenna 2a (40MHz BW 802.11n (UNII Band 2A) – Ch. 62)

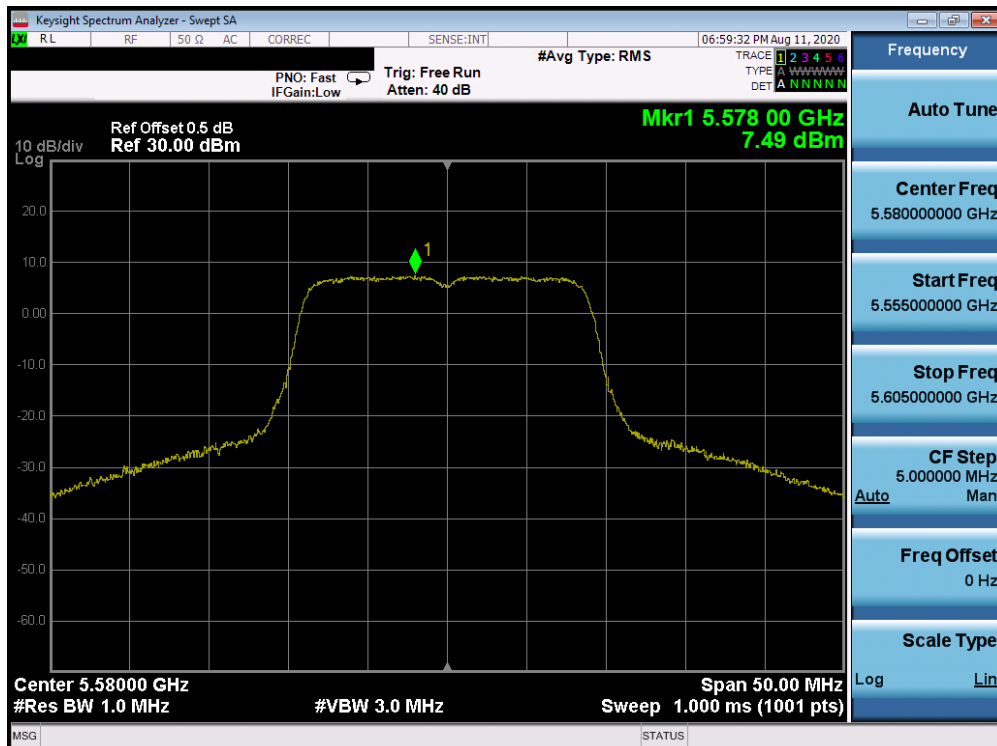


Plot 7-126. Power Spectral Density Plot Antenna 2a (80MHz BW 802.11ac (UNII Band 2A) – Ch. 58)

FCC ID: BCGA2072	PCTEST Proud to be part of element	MEASUREMENT REPORT (CERTIFICATION)	Approved by: Quality Manager
Test Report S/N: 1C2004270030-12.BCG	Test Dates: 07/16/2020 - 09/08/2020	EUT Type: Tablet Device	Page 103 of 344

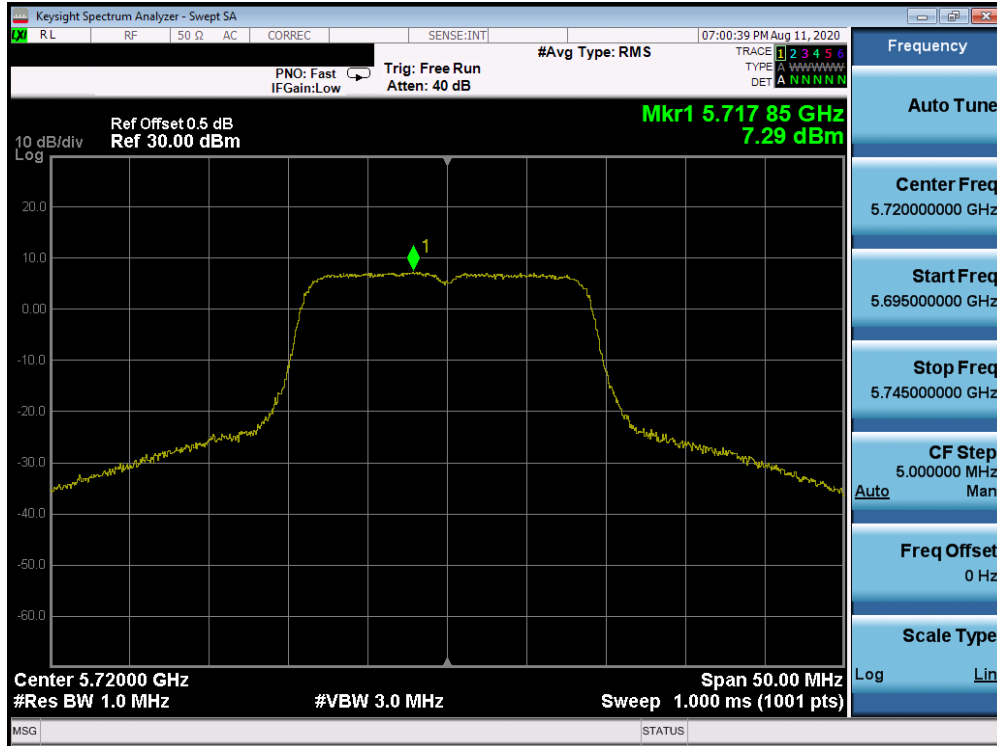


Plot 7-127. Power Spectral Density Plot Antenna 2a (20MHz BW 802.11n (UNII Band 2C) – Ch. 100)

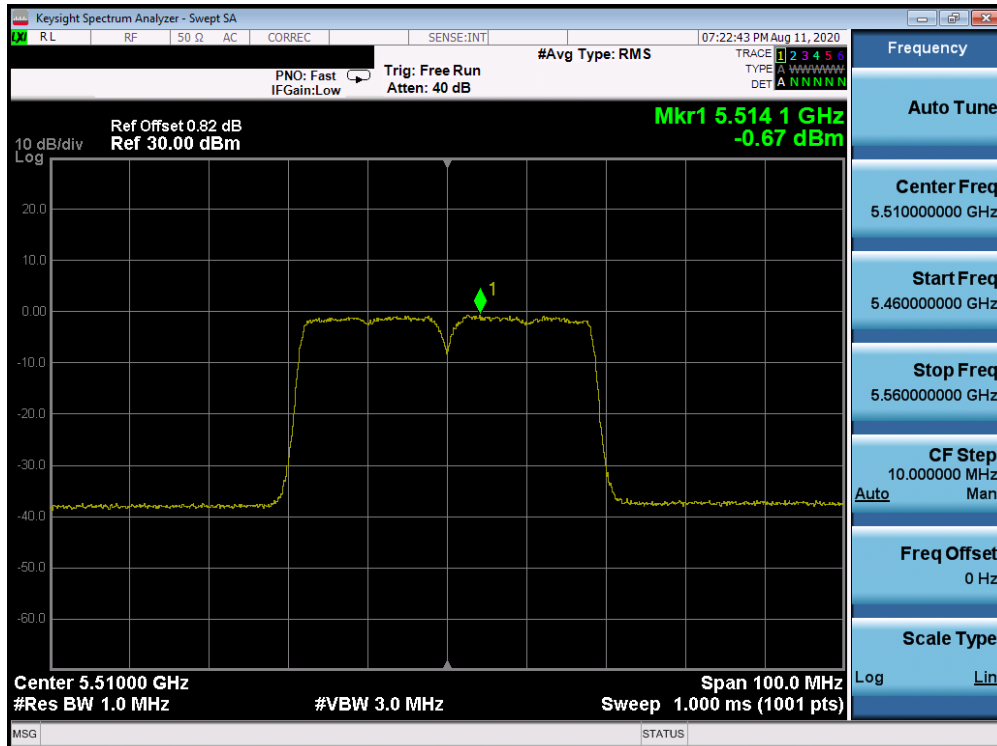


Plot 7-128. Power Spectral Density Plot Antenna 2a (20MHz BW 802.11n (UNII Band 2C) – Ch. 116)

FCC ID: BCGA2072		MEASUREMENT REPORT (CERTIFICATION)	Approved by: Quality Manager
Test Report S/N: 1C2004270030-12.BCG	Test Dates: 07/16/2020 - 09/08/2020	EUT Type: Tablet Device	Page 104 of 344

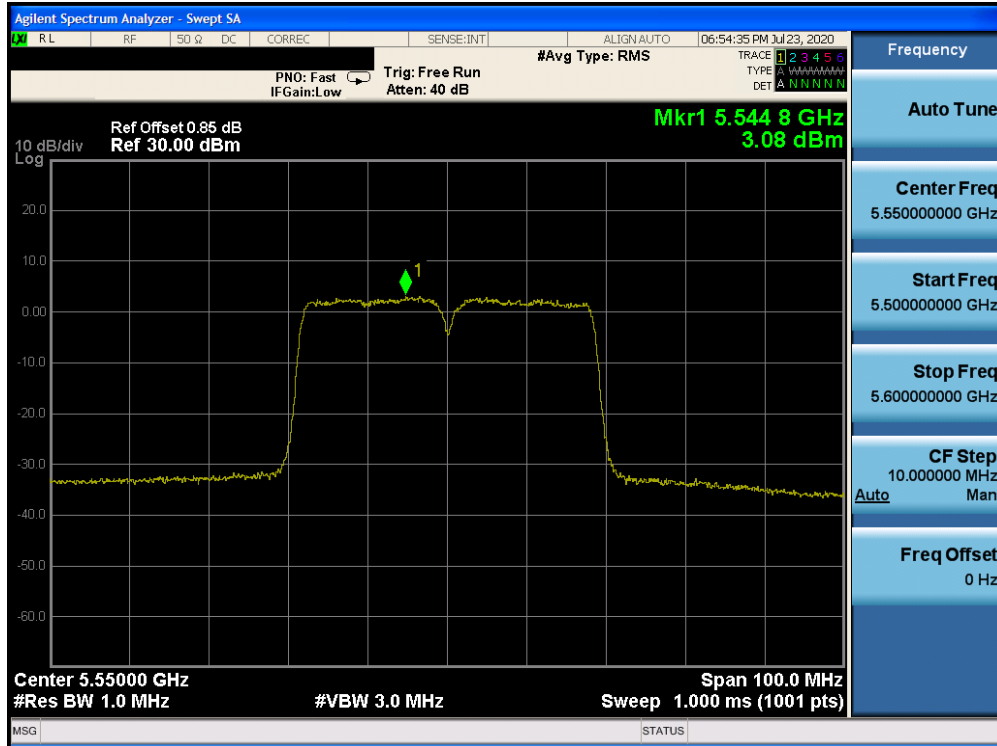


Plot 7-129. Power Spectral Density Plot Antenna 2a (20MHz BW 802.11n (UNII Band 2C) – Ch. 144)

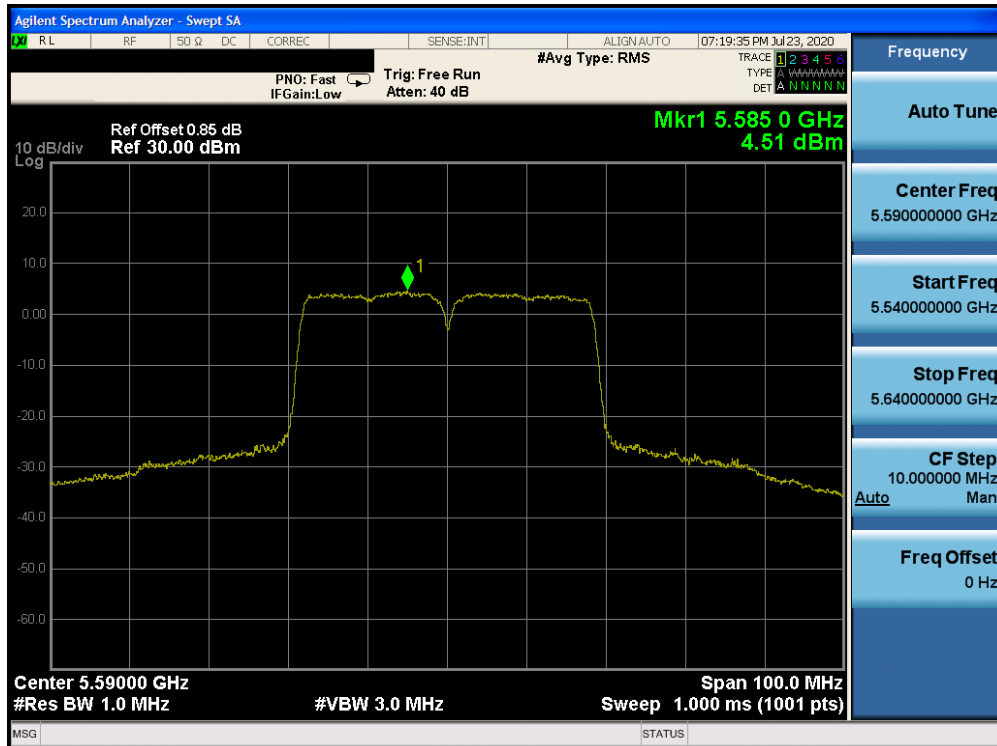


Plot 7-130. Power Spectral Density Plot Antenna 2a (40MHz BW 802.11n (UNII Band 2C) – Ch. 102)

FCC ID: BCGA2072	PCTEST Proud to be part of element	MEASUREMENT REPORT (CERTIFICATION)	Approved by: Quality Manager
Test Report S/N: 1C2004270030-12.BCG	Test Dates: 07/16/2020 - 09/08/2020	EUT Type: Tablet Device	Page 105 of 344

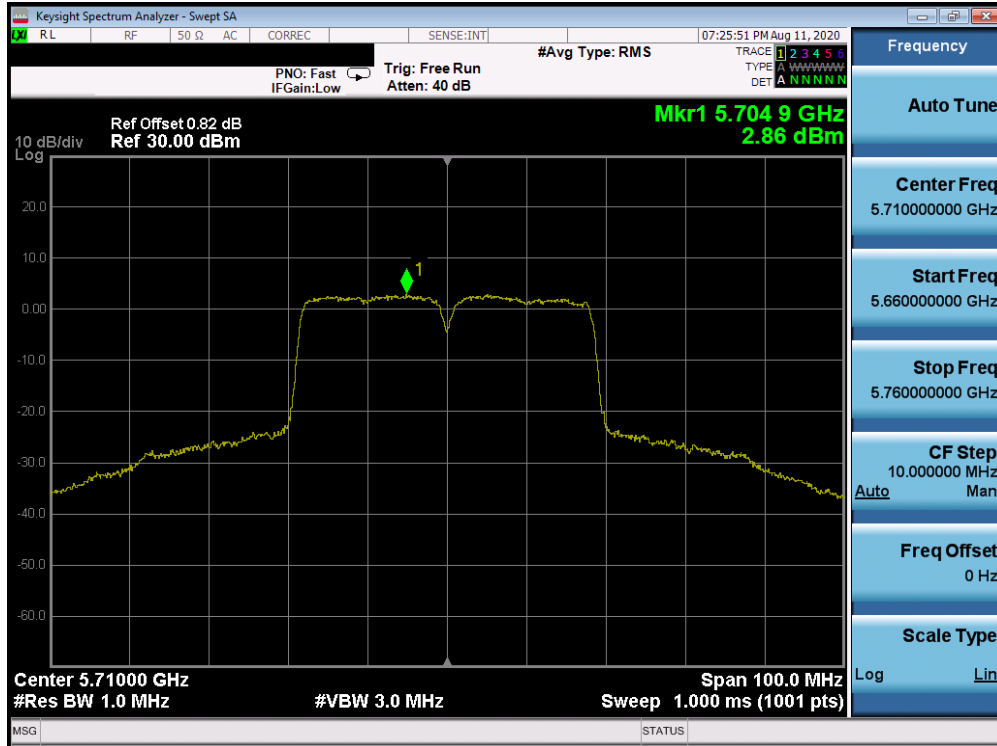


Plot 7-131. Power Spectral Density Plot Antenna 2a (40MHz BW 802.11n (UNII Band 2C) – Ch. 110)

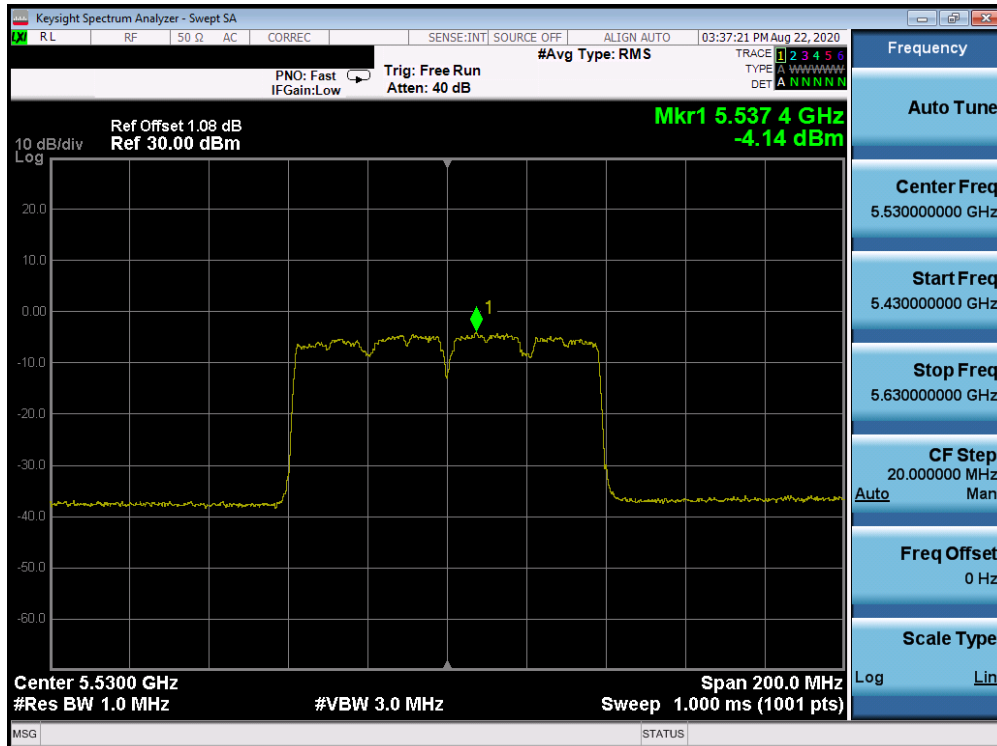


Plot 7-132. Power Spectral Density Plot Antenna 2a (40MHz BW 802.11n (UNII Band 2C) – Ch. 118)

FCC ID: BCGA2072	PCTEST Proud to be part of element	MEASUREMENT REPORT (CERTIFICATION)	Approved by: Quality Manager
Test Report S/N: 1C2004270030-12.BCG	Test Dates: 07/16/2020 - 09/08/2020	EUT Type: Tablet Device	Page 106 of 344

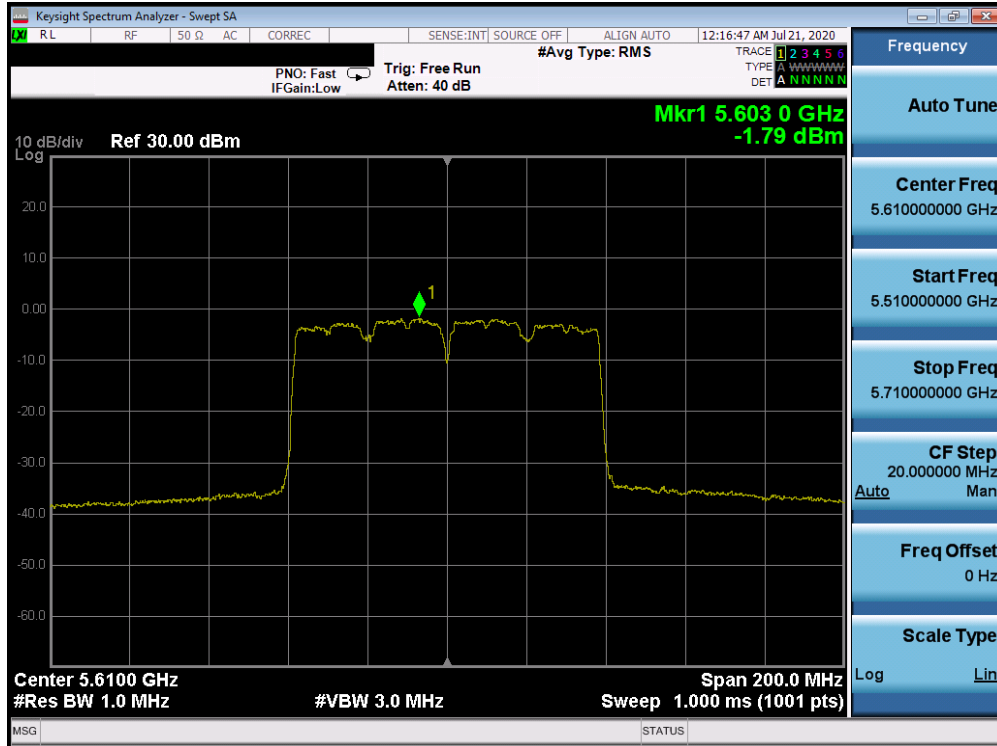


Plot 7-133. Power Spectral Density Plot Antenna 2a (40MHz BW 802.11n (UNII Band 2C) – Ch. 142)

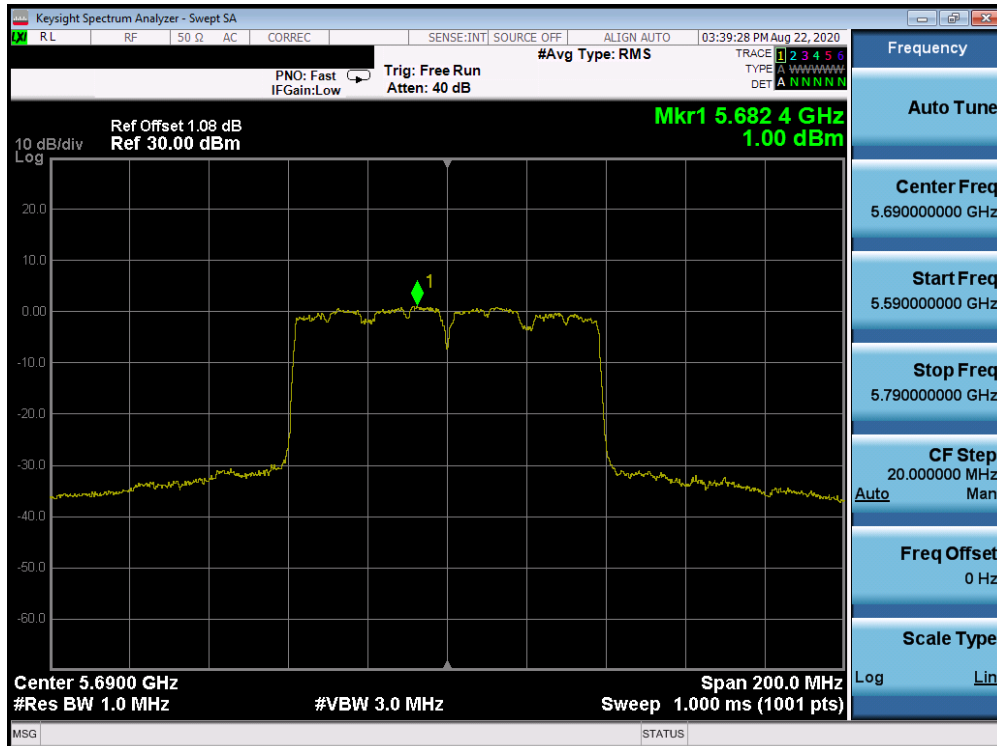


Plot 7-134. Power Spectral Density Plot Antenna 2a (80MHz BW 802.11ac (UNII Band 2C) – Ch. 106)

FCC ID: BCGA2072		MEASUREMENT REPORT (CERTIFICATION)	Approved by: Quality Manager
Test Report S/N: 1C2004270030-12.BCG	Test Dates: 07/16/2020 - 09/08/2020	EUT Type: Tablet Device	Page 107 of 344



Plot 7-135. Power Spectral Density Plot Antenna 2a (80MHz BW 802.11ac (UNII Band 2C) – Ch. 122)

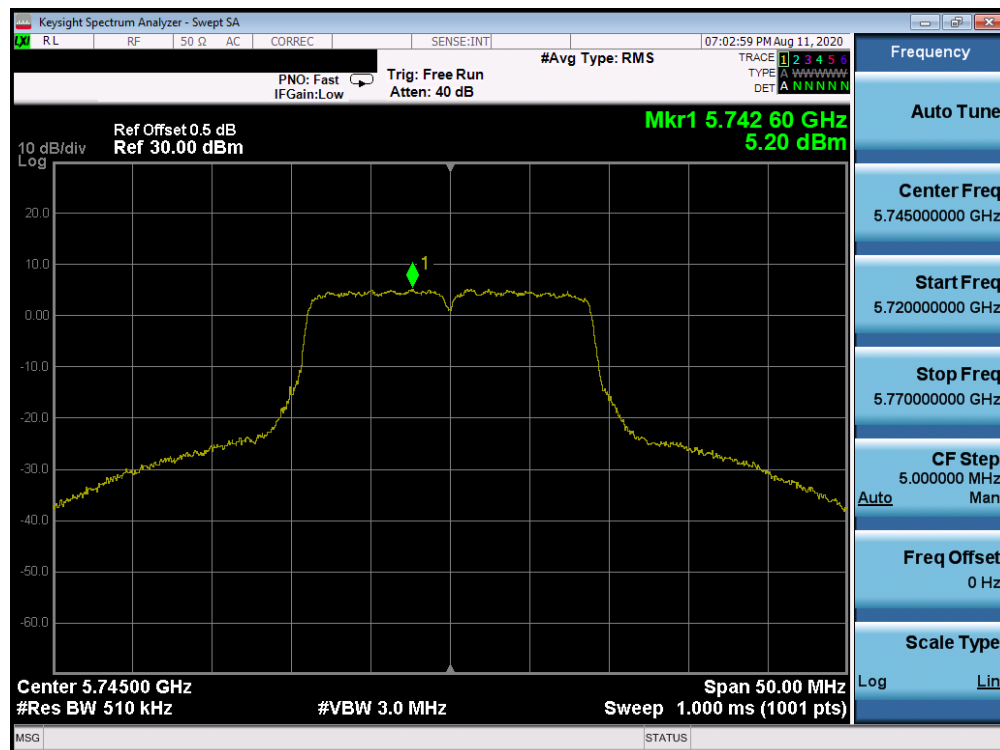


Plot 7-136. Power Spectral Density Plot Antenna 2a (80MHz BW 802.11ac (UNII Band 2C) – Ch. 138)

FCC ID: BCGA2072		MEASUREMENT REPORT (CERTIFICATION)	Approved by: Quality Manager
Test Report S/N: 1C2004270030-12.BCG	Test Dates: 07/16/2020 - 09/08/2020	EUT Type: Tablet Device	Page 108 of 344

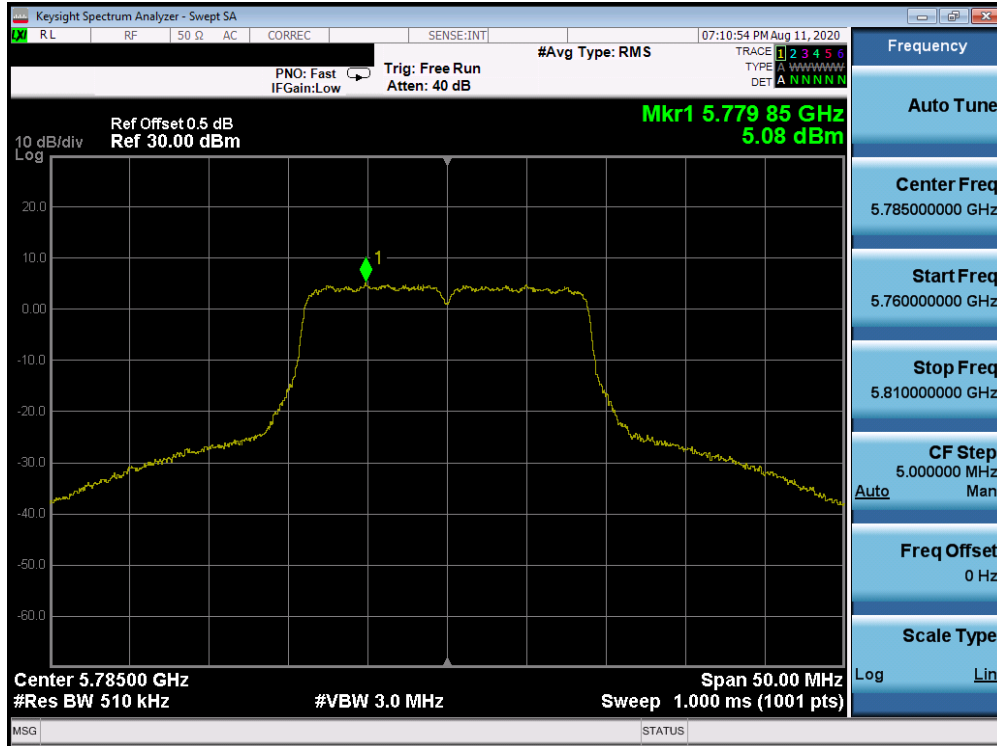
	Frequency [MHz]	Channel No.	802.11 Mode	Data Rate [Mbps]	Measured Power Density [dBm/500kHz]	Max Permissible Power Density [dBm/500kHz]	Margin [dB]
Band 3	5745	149	n (20MHz)	65/72.2 (MCS7)	5.20	30.0	-24.80
	5785	157	n (20MHz)	65/72.2 (MCS7)	5.08	30.0	-24.92
	5825	165	n (20MHz)	65/72.2 (MCS7)	5.31	30.0	-24.69
	5755	151	n (40MHz)	135/150 (MCS7)	2.73	30.0	-27.27
	5795	159	n (40MHz)	135/150 (MCS7)	2.79	30.0	-27.21
	5775	155	ac (80MHz)	390/433.3 (MCS9)	-3.87	30.0	-33.87

Table 7-47. Band 3 Power Spectral Density Measurements Antenna 2a

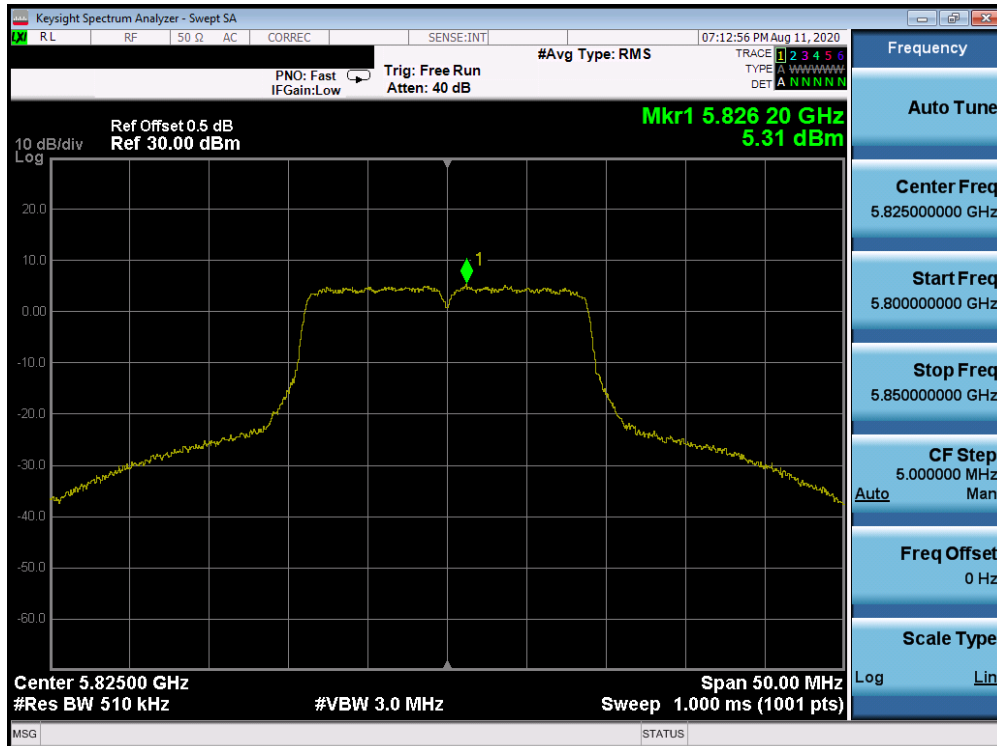


Plot 7-137. Power Spectral Density Plot Antenna 2a (20MHz BW 802.11n (UNII Band 3) – Ch. 149)

FCC ID: BCGA2072	PCTEST Proud to be part of element	MEASUREMENT REPORT (CERTIFICATION)	Approved by: Quality Manager
Test Report S/N: 1C2004270030-12.BCG	Test Dates: 07/16/2020 - 09/08/2020	EUT Type: Tablet Device	Page 109 of 344

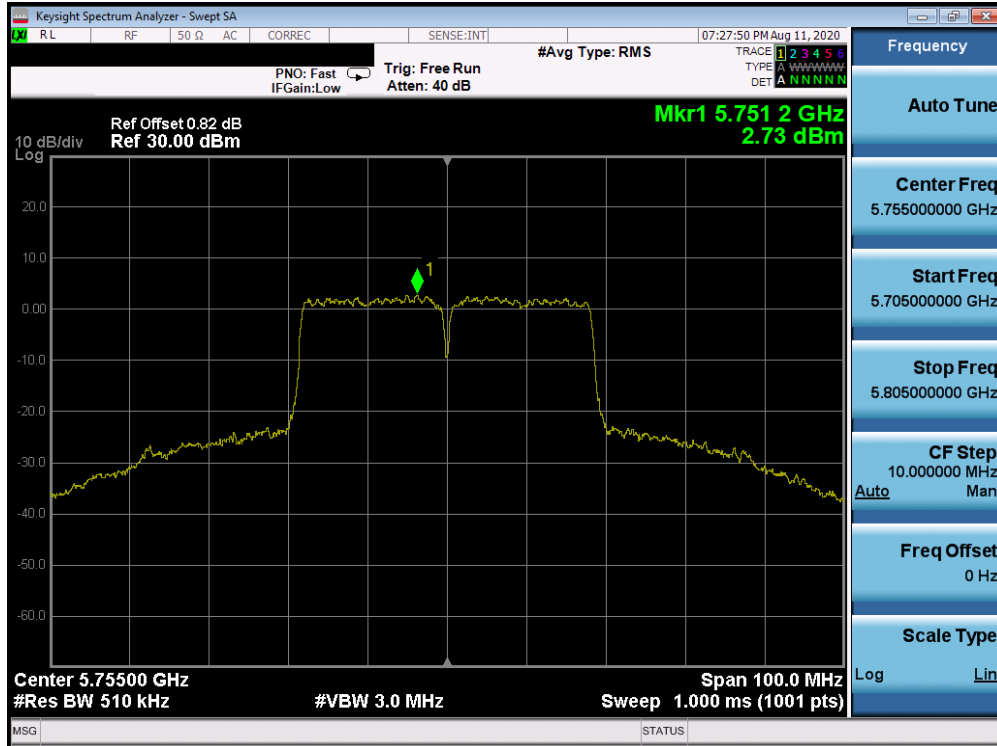


Plot 7-138. Power Spectral Density Plot Antenna 2a (20MHz BW 802.11n (UNII Band 3) – Ch. 157)

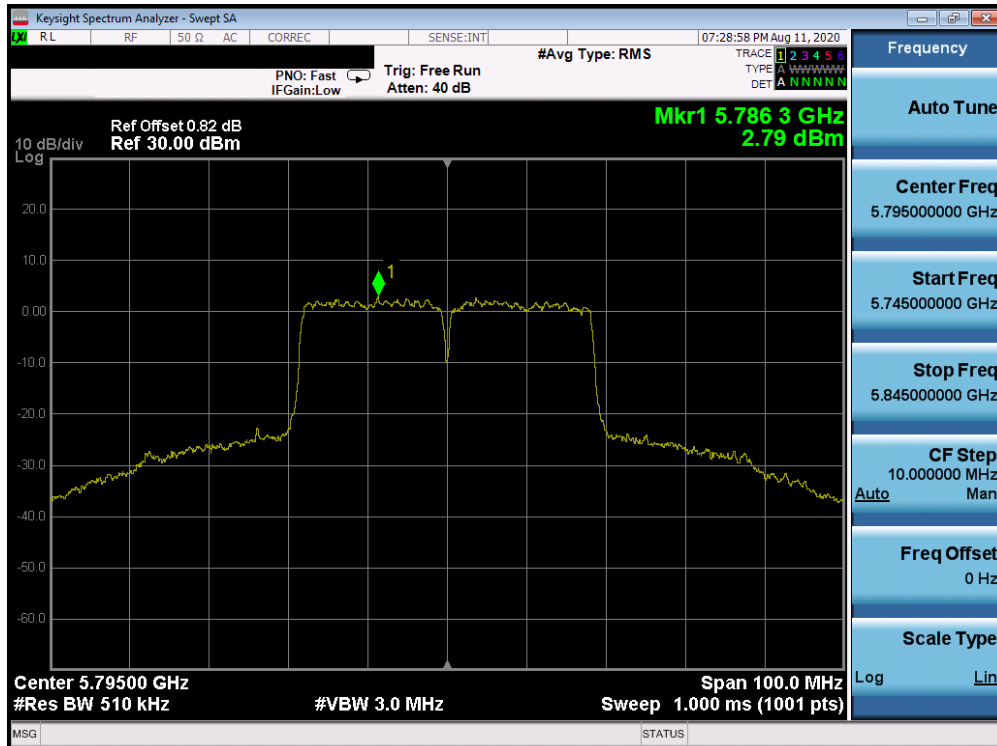


Plot 7-139. Power Spectral Density Plot Antenna 2a (20MHz BW 802.11n (UNII Band 3) – Ch. 165)

FCC ID: BCGA2072	PCTEST Proud to be part of element	MEASUREMENT REPORT (CERTIFICATION)	Approved by: Quality Manager
Test Report S/N: 1C2004270030-12.BCG	Test Dates: 07/16/2020 - 09/08/2020	EUT Type: Tablet Device	Page 110 of 344

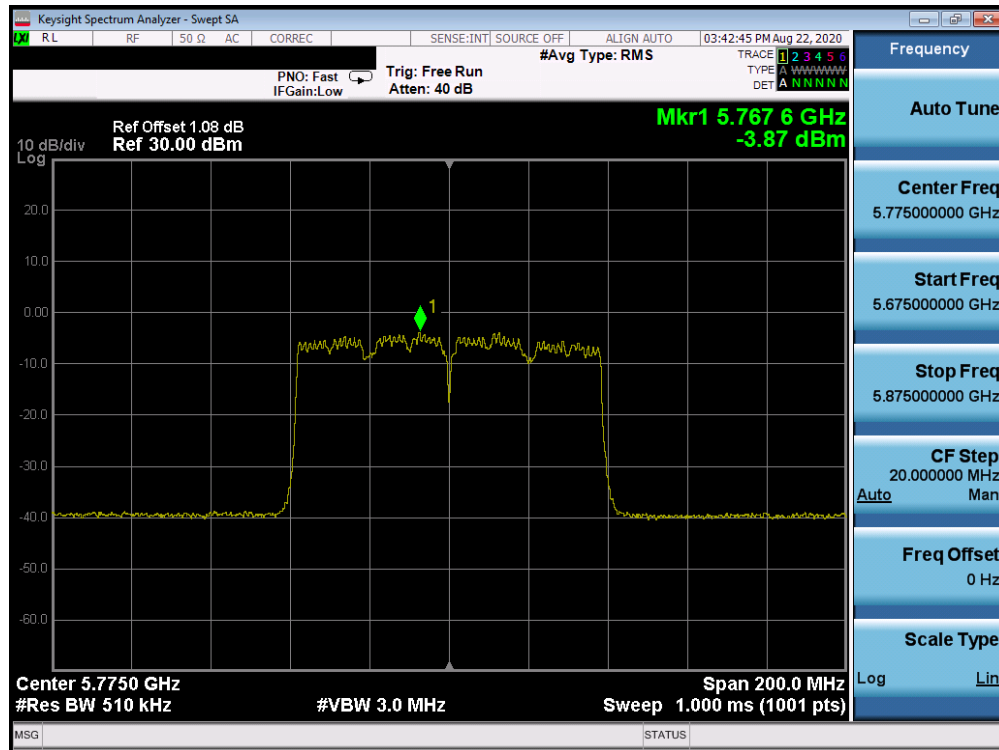


Plot 7-140. Power Spectral Density Plot Antenna 2a (40MHz BW 802.11n (UNII Band 3) – Ch. 151)



Plot 7-141. Power Spectral Density Plot Antenna 2a (40MHz BW 802.11n (UNII Band 3) – Ch. 159)

FCC ID: BCGA2072	PCTEST Proud to be part of element	MEASUREMENT REPORT (CERTIFICATION)	Approved by: Quality Manager
Test Report S/N: 1C2004270030-12.BCG	Test Dates: 07/16/2020 - 09/08/2020	EUT Type: Tablet Device	Page 111 of 344



Plot 7-142. Power Spectral Density Plot Antenna 2a (80MHz BW 802.11ac (UNII Band 3) – Ch. 155)

FCC ID: BCGA2072	PCTEST Proud to be part of element	MEASUREMENT REPORT (CERTIFICATION)	Approved by: Quality Manager
Test Report S/N: 1C2004270030-12.BCG	Test Dates: 07/16/2020 - 09/08/2020	EUT Type: Tablet Device	Page 112 of 344

© 2020 PCTEST

V 10.2 04/22/2020

All rights reserved. Unless otherwise specified, no part of this report may be reproduced or utilized in any part, form or by any means, electronic or mechanical, including photocopying and microfilm, without permission in writing from PCTEST. If you have any questions about this international copyright or have an enquiry about obtaining additional rights to this report or assembly of contents thereof, please contact INFO@PCTEST.COM.

Antenna 1b Power Spectral Density Measurements

	Frequency [MHz]	Channel No.	802.11 Mode	Data Rate [Mbps]	Measured Power Density [dBm/MHz]	Max Power Density [dBm/MHz]	Margin [dB]
Band 1	5180	36	n (20MHz)	65/72.2 (MCS7)	7.05	11.0	-3.95
	5200	40	n (20MHz)	65/72.2 (MCS7)	9.57	11.0	-1.43
	5240	48	n (20MHz)	65/72.2 (MCS7)	9.49	11.0	-1.51
	5190	38	n (40MHz)	135/150 (MCS7)	2.22	11.0	-8.78
	5230	46	n (40MHz)	135/150 (MCS7)	7.77	11.0	-3.23
	5210	42	ac (80MHz)	390/433.3 (MCS9)	-3.07	11.0	-14.07
Band 2A	5260	52	n (20MHz)	65/72.2 (MCS7)	9.57	11.0	-1.43
	5280	56	n (20MHz)	65/72.2 (MCS7)	9.46	11.0	-1.54
	5320	64	n (20MHz)	65/72.2 (MCS7)	7.85	11.0	-3.15
	5270	54	n (40MHz)	135/150 (MCS7)	7.95	11.0	-3.05
	5310	62	n (40MHz)	135/150 (MCS7)	1.15	11.0	-9.85
	5290	58	ac (80MHz)	390/433.3 (MCS9)	-2.62	11.0	-13.62
Band 2C	5500	100	n (20MHz)	65/72.2 (MCS7)	6.53	11.0	-4.47
	5580	116	n (20MHz)	65/72.2 (MCS7)	9.42	11.0	-1.58
	5720	144	n (20MHz)	65/72.2 (MCS7)	9.05	11.0	-1.95
	5510	102	n (40MHz)	135/150 (MCS7)	1.32	11.0	-9.68
	5550	110	n (40MHz)	135/150 (MCS7)	5.20	11.0	-5.80
	*5590	118	n (40MHz)	135/150 (MCS7)	6.76	11.0	-4.24
	5710	142	n (40MHz)	135/150 (MCS7)	7.35	11.0	-3.65
	5530	106	ac (80MHz)	390/433.3 (MCS9)	-3.01	11.0	-14.01
	*5610	122	ac (80MHz)	390/433.3 (MCS9)	-0.34	11.0	-11.34
	5690	138	ac (80MHz)	390/433.3 (MCS9)	4.05	11.0	-6.95

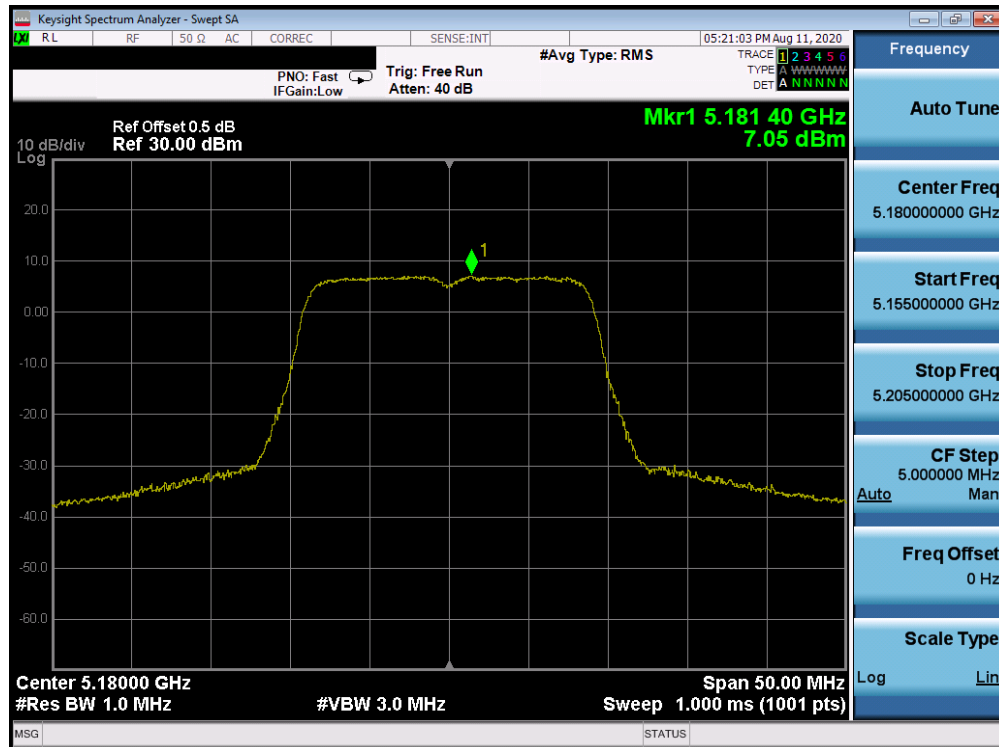
Table 7-48. Bands 1, 2A, 2C Power Spectral Density Measurements Antenna 1b

*TDWR channel is not supported for ISED (denoted by a * next to the frequency)

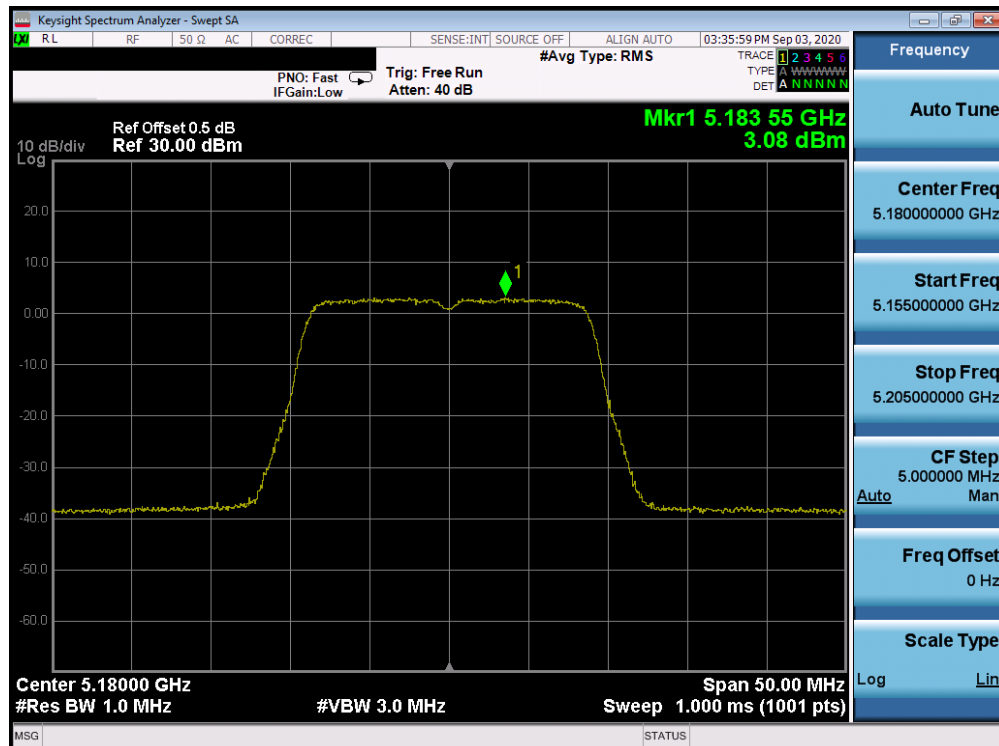
	Frequency [MHz]	Channel No.	802.11 Mode	Data Rate [Mbps]	Measured Power Density [dBm/MHz]	Antenna Gain [dBi]	e.i.r.p. Power Density [dBm/MHz]	ISED Max e.i.r.p. Power Density [dBm/MHz]	Margin [dB]
Band 1	5180	36	n (20MHz)	65/72.2 (MCS7)	3.08	-1.10	1.98	10.0	-8.02
	5200	40	n (20MHz)	65/72.2 (MCS7)	3.12	-1.10	2.02	10.0	-7.98
	5240	48	n (20MHz)	65/72.2 (MCS7)	3.29	-1.10	2.19	10.0	-7.81
	5190	38	n (40MHz)	135/150 (MCS7)	2.22	-1.10	1.12	10.0	-8.88
	5230	46	n (40MHz)	135/150 (MCS7)	1.70	-1.10	0.60	10.0	-9.40
	5210	42	ac (80MHz)	390/433.3 (MCS9)	-3.07	-1.10	-4.17	10.0	-14.17

Table 7-49. ISED Band 1 e.i.r.p. Power Spectral Density Measurements Antenna 1b

FCC ID: BCGA2072	 PCTEST Proud to be part of 	MEASUREMENT REPORT (CERTIFICATION)	Approved by: Quality Manager
Test Report S/N: 1C2004270030-12.BCG	Test Dates: 07/16/2020 - 09/08/2020	EUT Type: Tablet Device	Page 113 of 344

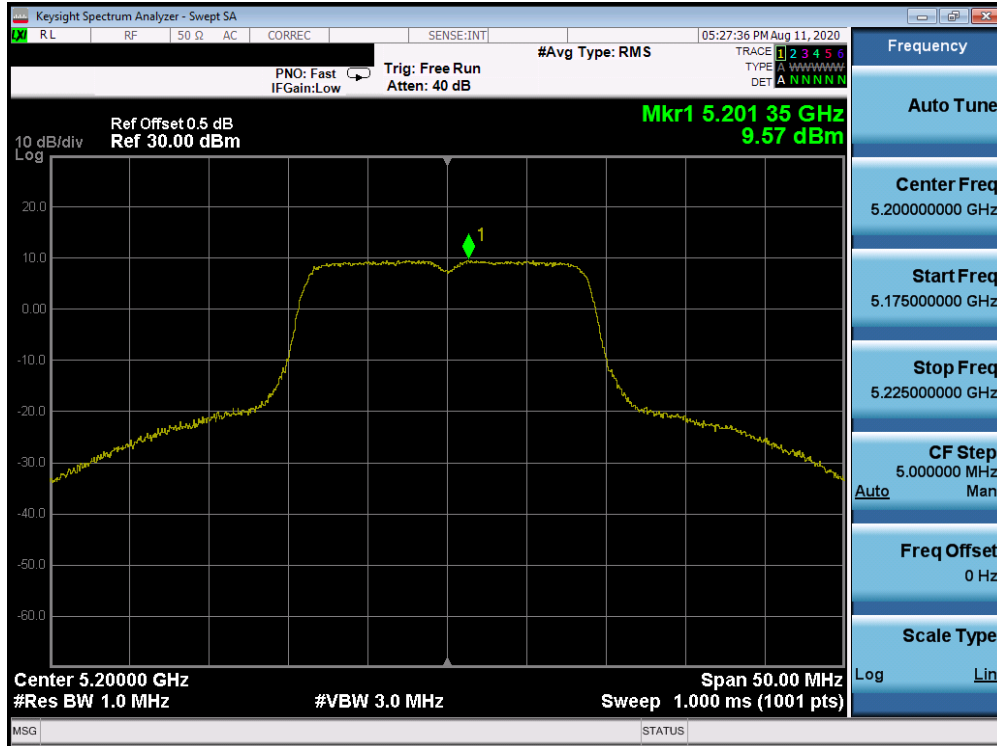


Plot 7-143. Power Spectral Density Plot Antenna 1b (20MHz BW 802.11n (UNII Band 1) – Ch. 36)

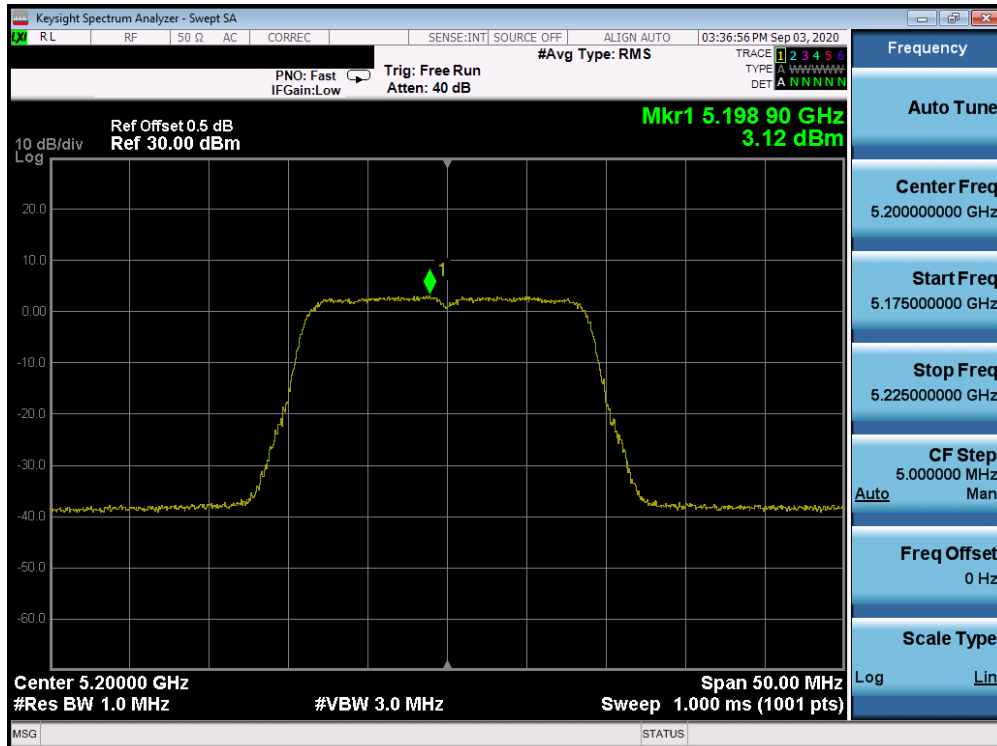


Plot 7-144. ISD Power Spectral Density Plot Antenna 1b (20MHz BW 802.11n (UNII Band 1) – Ch. 36)

FCC ID: BCGA2072	PCTEST Proud to be part of element	MEASUREMENT REPORT (CERTIFICATION)	Approved by: Quality Manager
Test Report S/N: 1C2004270030-12.BCG	Test Dates: 07/16/2020 - 09/08/2020	EUT Type: Tablet Device	Page 114 of 344

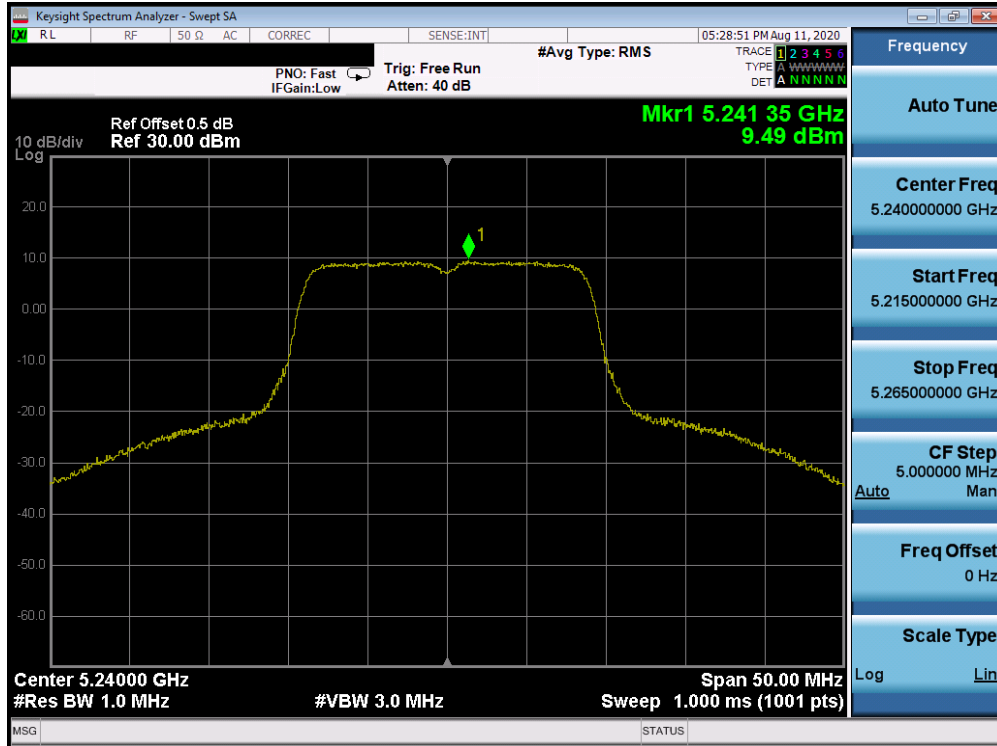


Plot 7-145. Power Spectral Density Plot Antenna 1b (20MHz BW 802.11n (UNII Band 1) – Ch. 40)

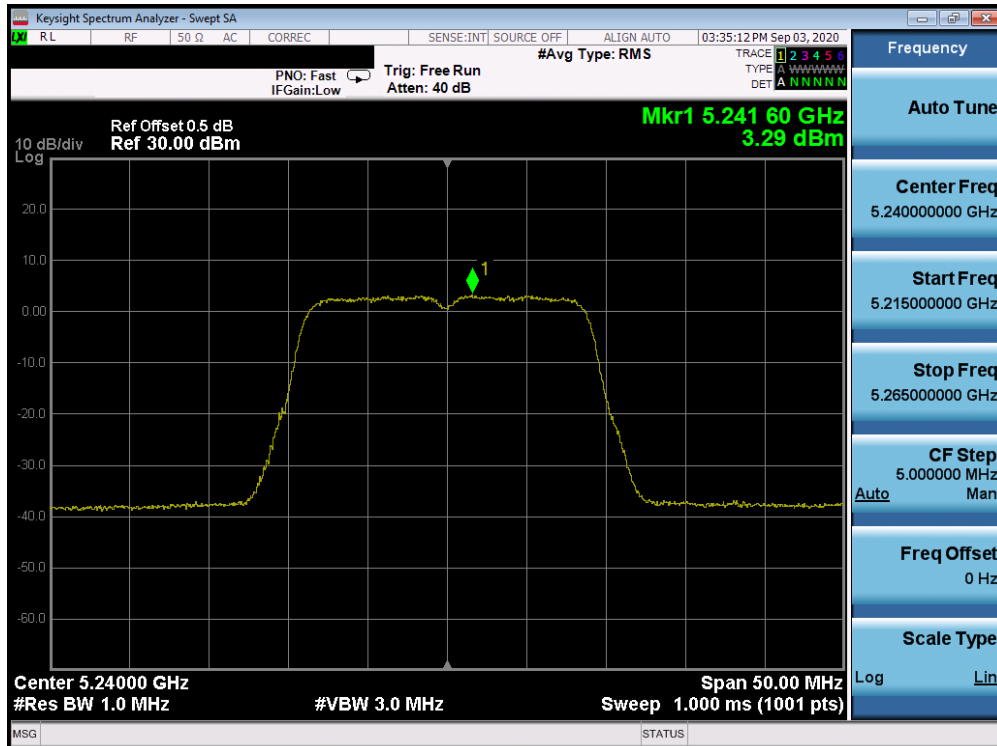


Plot 7-146. ISD Power Spectral Density Plot Antenna 1b (20MHz BW 802.11n (UNII Band 1) – Ch. 40)

FCC ID: BCGA2072	PCTEST Proud to be part of element	MEASUREMENT REPORT (CERTIFICATION)	Approved by: Quality Manager
Test Report S/N: 1C2004270030-12.BCG	Test Dates: 07/16/2020 - 09/08/2020	EUT Type: Tablet Device	Page 115 of 344

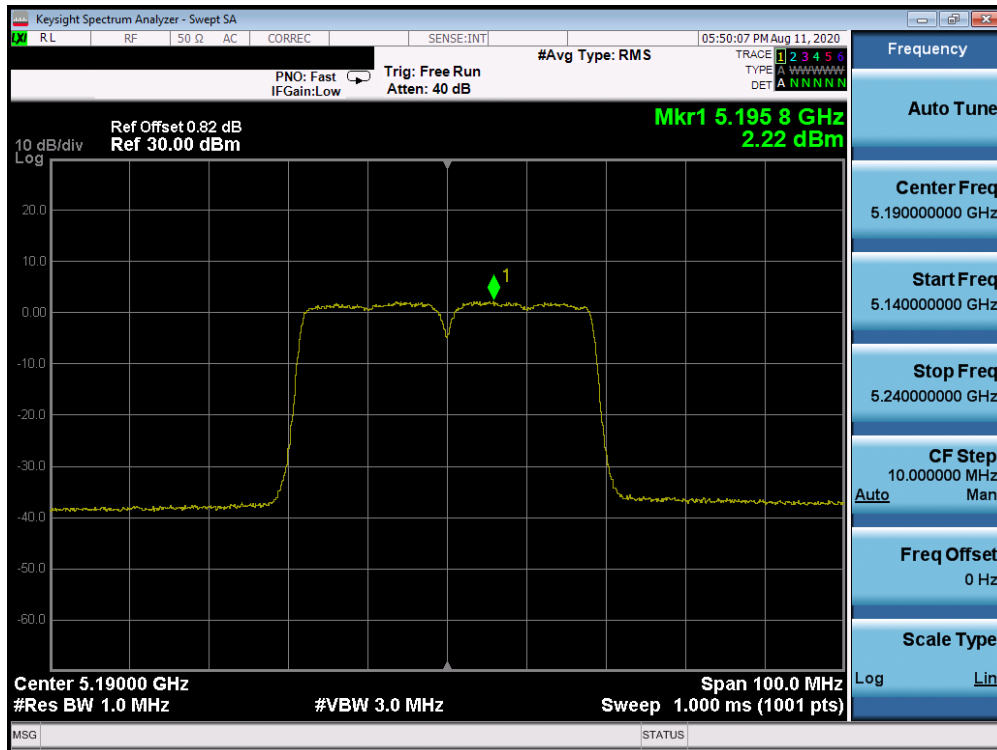


Plot 7-147. Power Spectral Density Plot Antenna 1b (20MHz BW 802.11n (UNII Band 1) – Ch. 48)

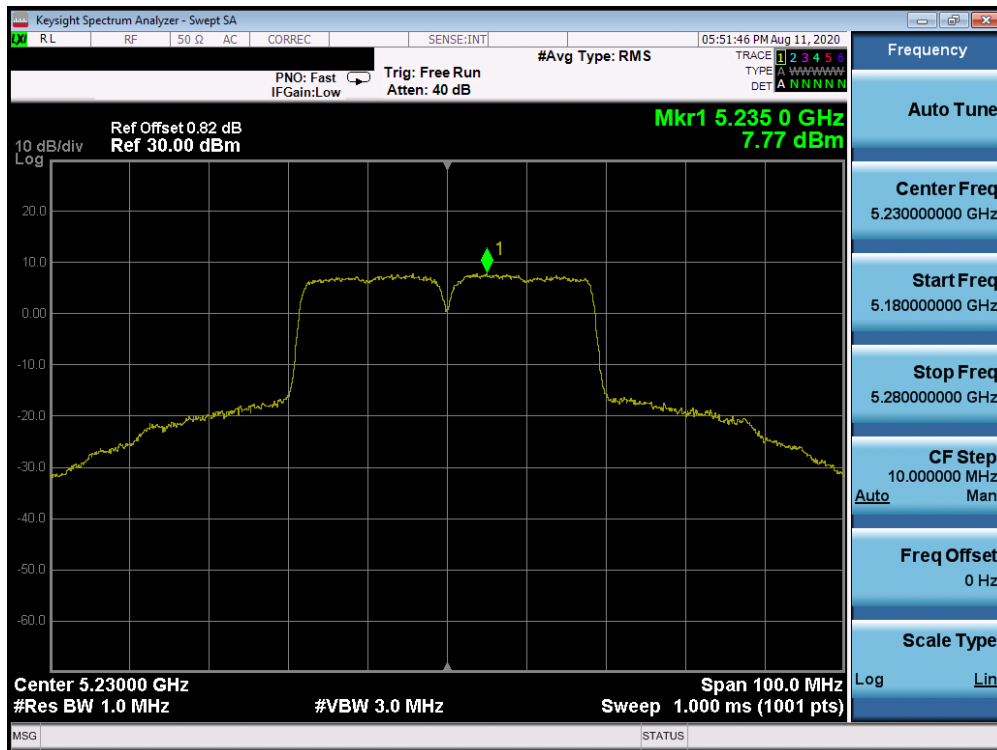


Plot 7-148. ISD Power Spectral Density Plot Antenna 1b (20MHz BW 802.11n (UNII Band 1) – Ch. 48)

FCC ID: BCGA2072		MEASUREMENT REPORT (CERTIFICATION)	Approved by: Quality Manager
Test Report S/N: 1C2004270030-12.BCG	Test Dates: 07/16/2020 - 09/08/2020	EUT Type: Tablet Device	Page 116 of 344

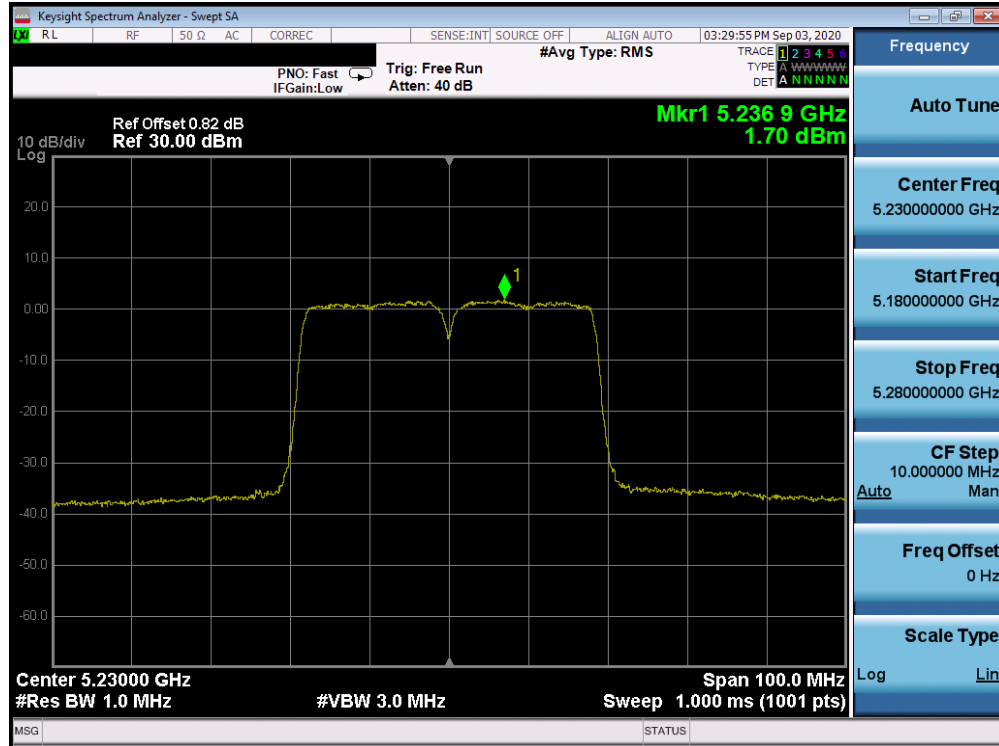


Plot 7-149. Power Spectral Density Plot Antenna 1b (40MHz BW 802.11n (UNII Band 1) – Ch. 38)

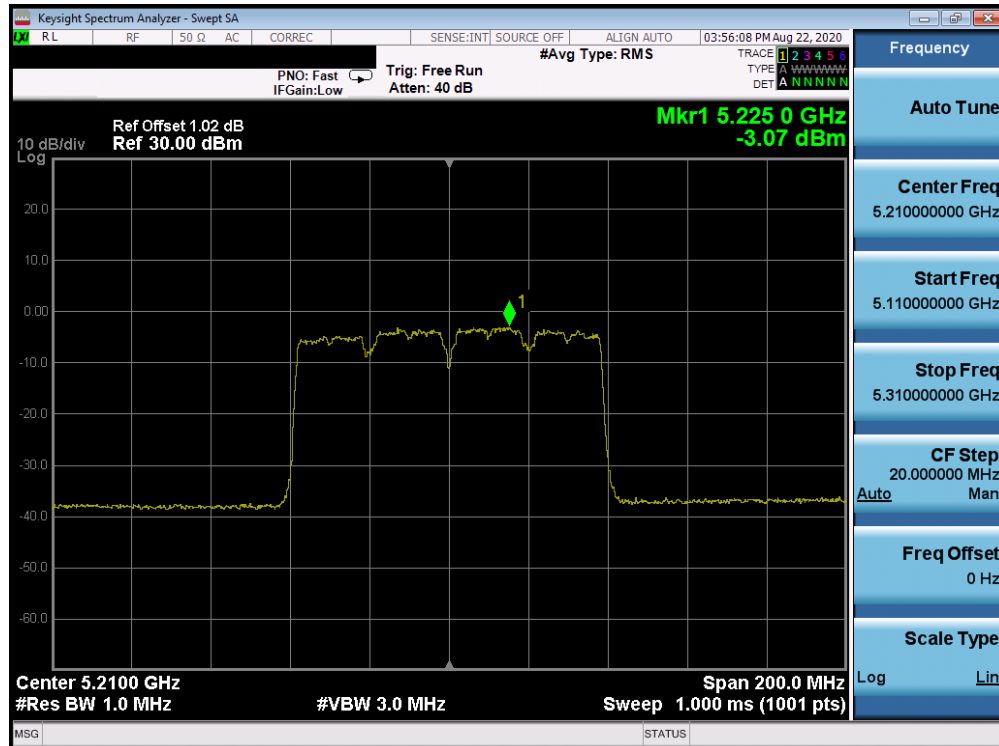


Plot 7-150. Power Spectral Density Plot Antenna 1b (40MHz BW 802.11n (UNII Band 1) – Ch. 46)

FCC ID: BCGA2072	PCTEST Proud to be part of element	MEASUREMENT REPORT (CERTIFICATION)	Approved by: Quality Manager
Test Report S/N: 1C2004270030-12.BCG	Test Dates: 07/16/2020 - 09/08/2020	EUT Type: Tablet Device	Page 117 of 344

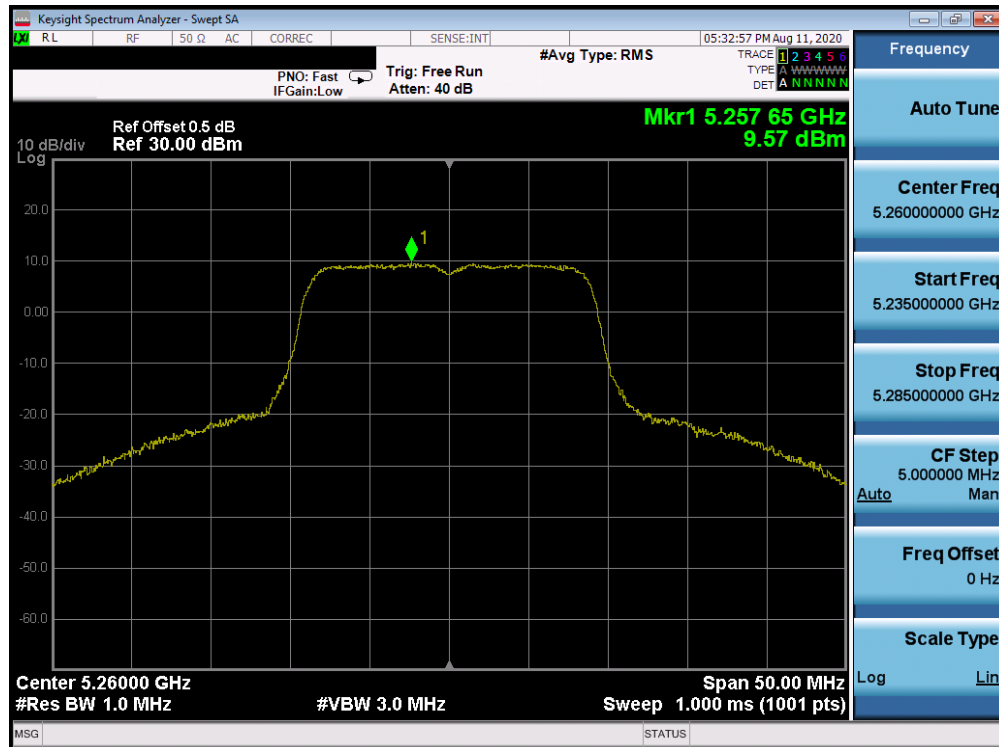


Plot 7-151. ISED Power Spectral Density Plot Antenna 1b (40MHz BW 802.11n (UNII Band 1) – Ch. 46)

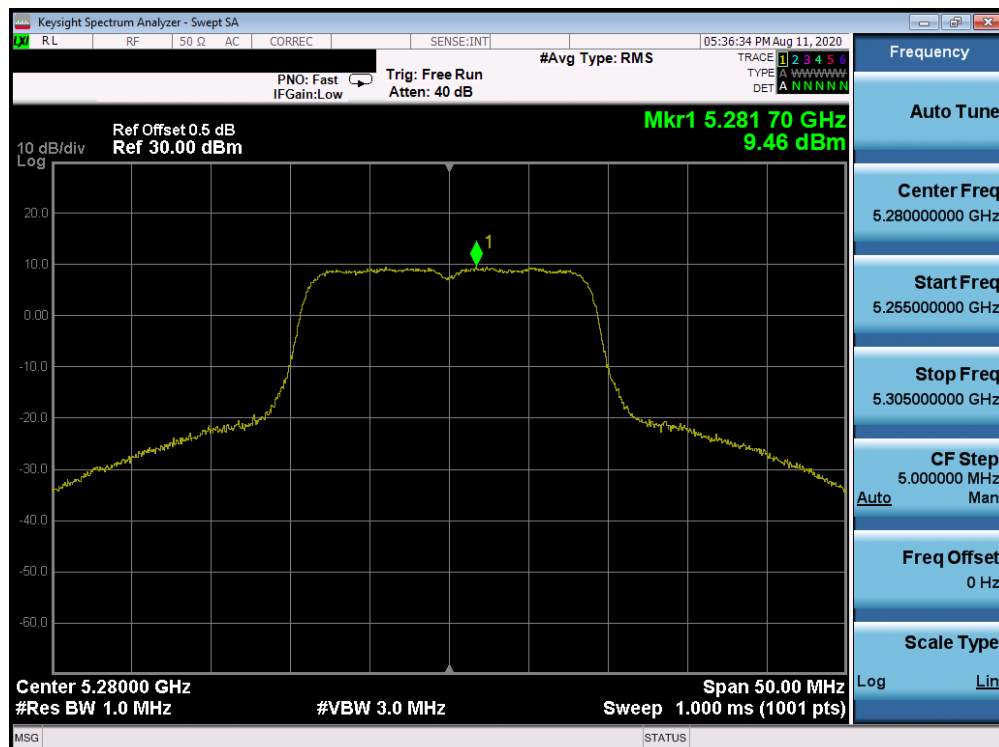


Plot 7-152. Power Spectral Density Plot Antenna 1b (80MHz BW 802.11ac (UNII Band 1) – Ch. 42)

FCC ID: BCGA2072	PCTEST Proud to be part of element	MEASUREMENT REPORT (CERTIFICATION)	Approved by: Quality Manager
Test Report S/N: 1C2004270030-12.BCG	Test Dates: 07/16/2020 - 09/08/2020	EUT Type: Tablet Device	Page 118 of 344

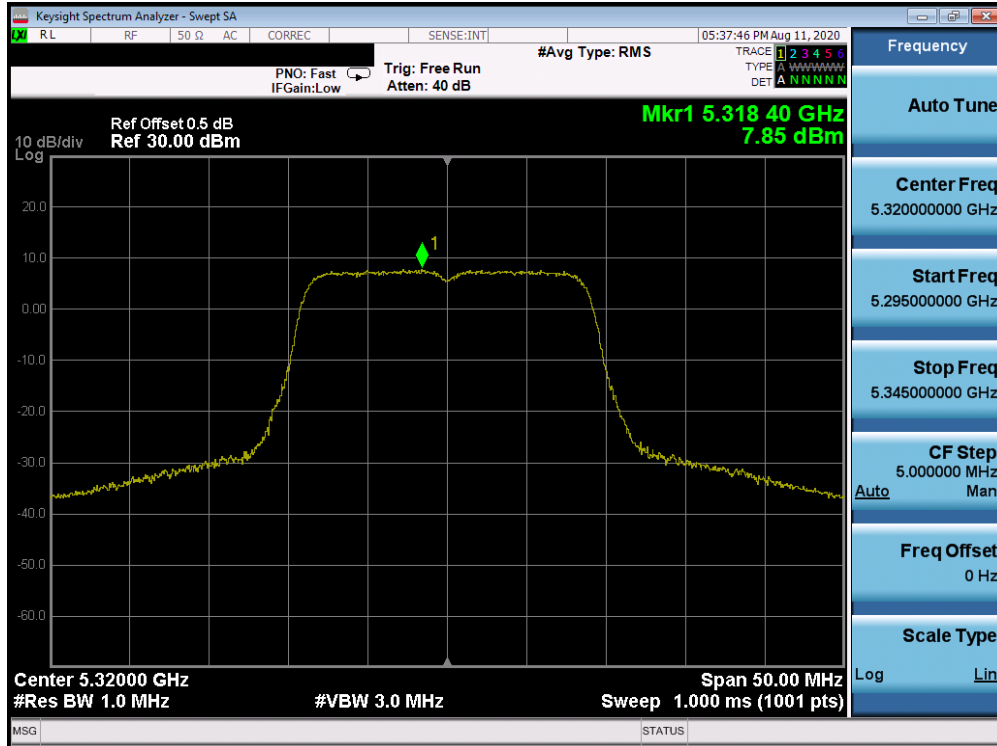


Plot 7-153. Power Spectral Density Plot Antenna 1b (20MHz BW 802.11n (UNII Band 2A) – Ch. 52)

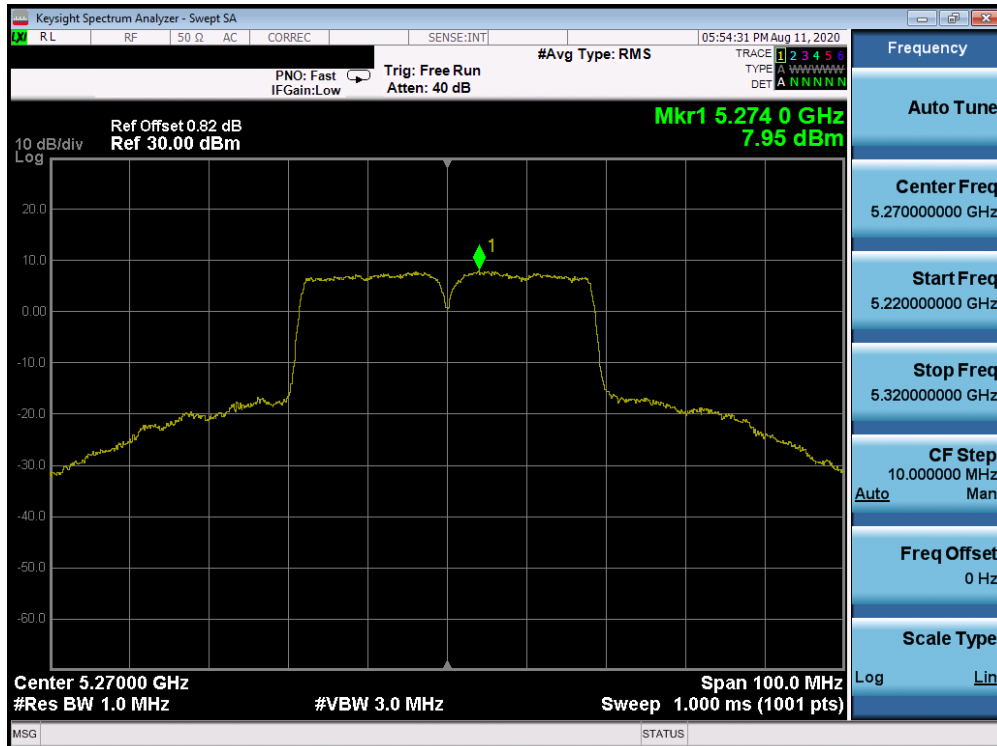


Plot 7-154. Power Spectral Density Plot Antenna 1b (20MHz BW 802.11n (UNII Band 2A) – Ch. 56)

FCC ID: BCGA2072	PCTEST Proud to be part of element	MEASUREMENT REPORT (CERTIFICATION)	Approved by: Quality Manager
Test Report S/N: 1C2004270030-12.BCG	Test Dates: 07/16/2020 - 09/08/2020	EUT Type: Tablet Device	Page 119 of 344

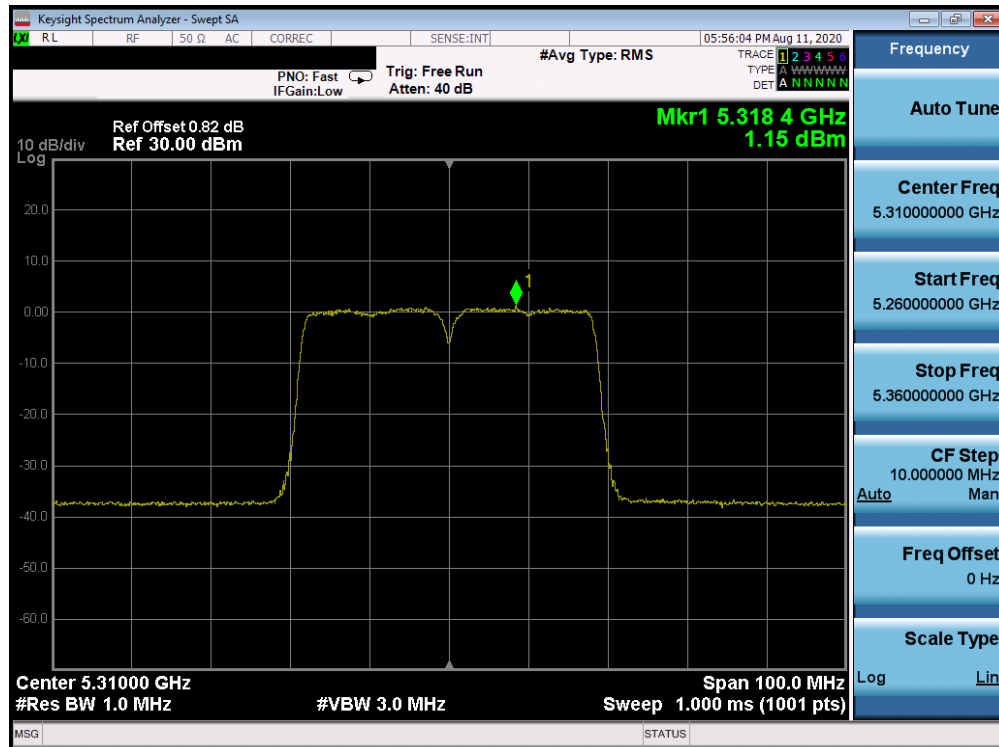


Plot 7-155. Power Spectral Density Plot Antenna 1b (20MHz BW 802.11n (UNII Band 2A) – Ch. 64)

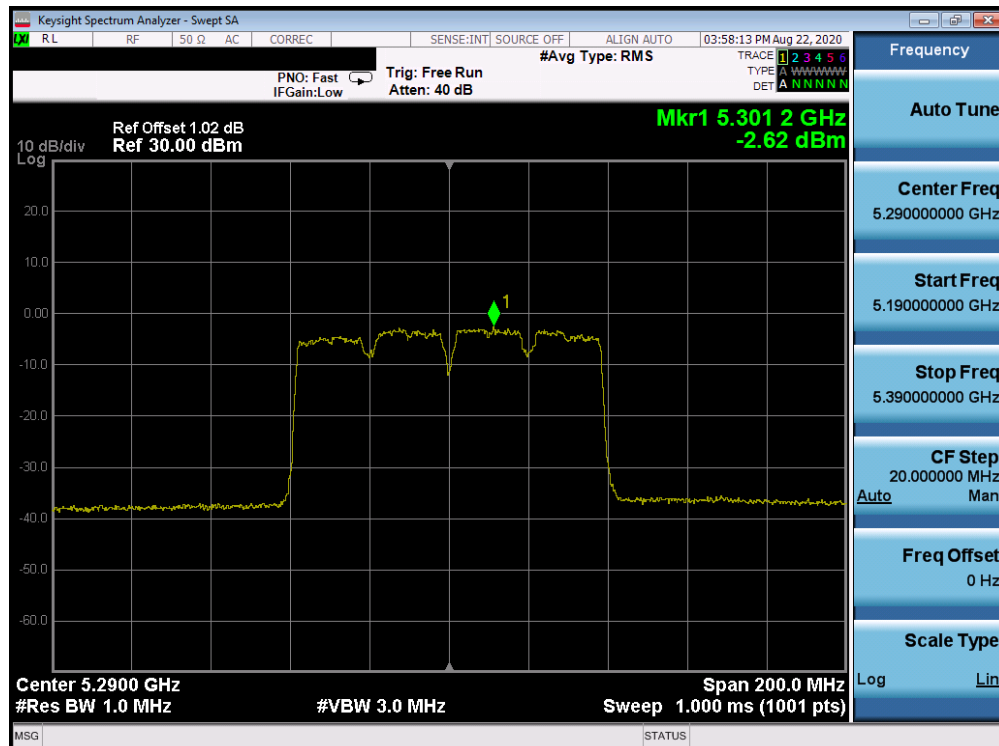


Plot 7-156. Power Spectral Density Plot Antenna 1b (40MHz BW 802.11n (UNII Band 2A) – Ch. 54)

FCC ID: BCGA2072	PCTEST Proud to be part of element	MEASUREMENT REPORT (CERTIFICATION)	Approved by: Quality Manager
Test Report S/N: 1C2004270030-12.BCG	Test Dates: 07/16/2020 - 09/08/2020	EUT Type: Tablet Device	Page 120 of 344

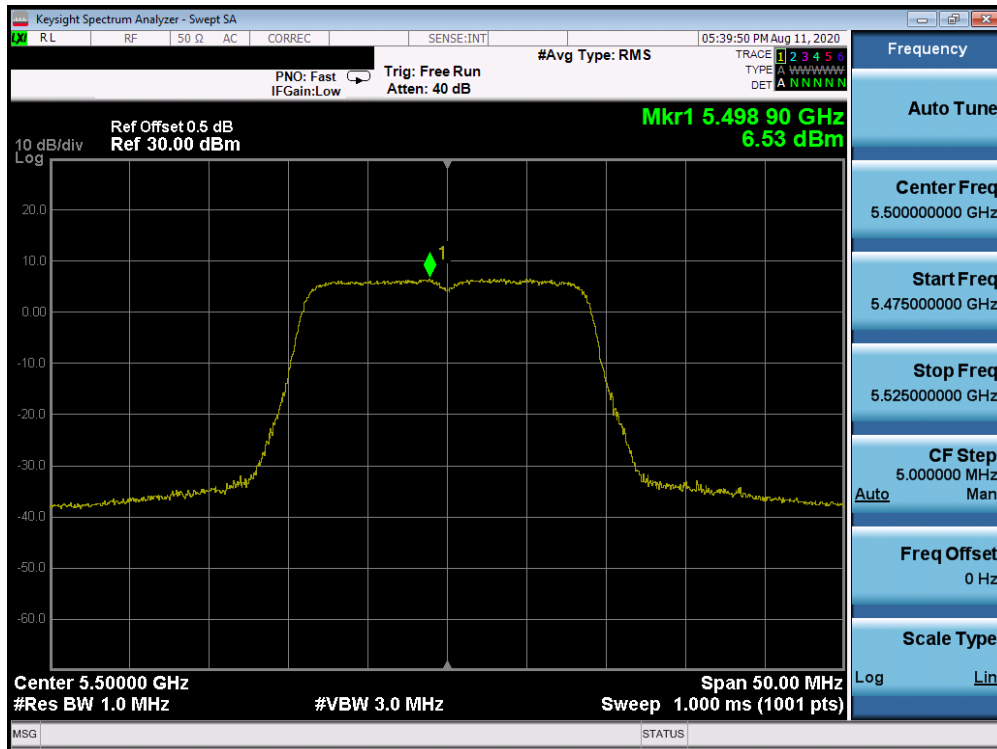


Plot 7-157. Power Spectral Density Plot Antenna 1b (40MHz BW 802.11n (UNII Band 2A) – Ch. 62)

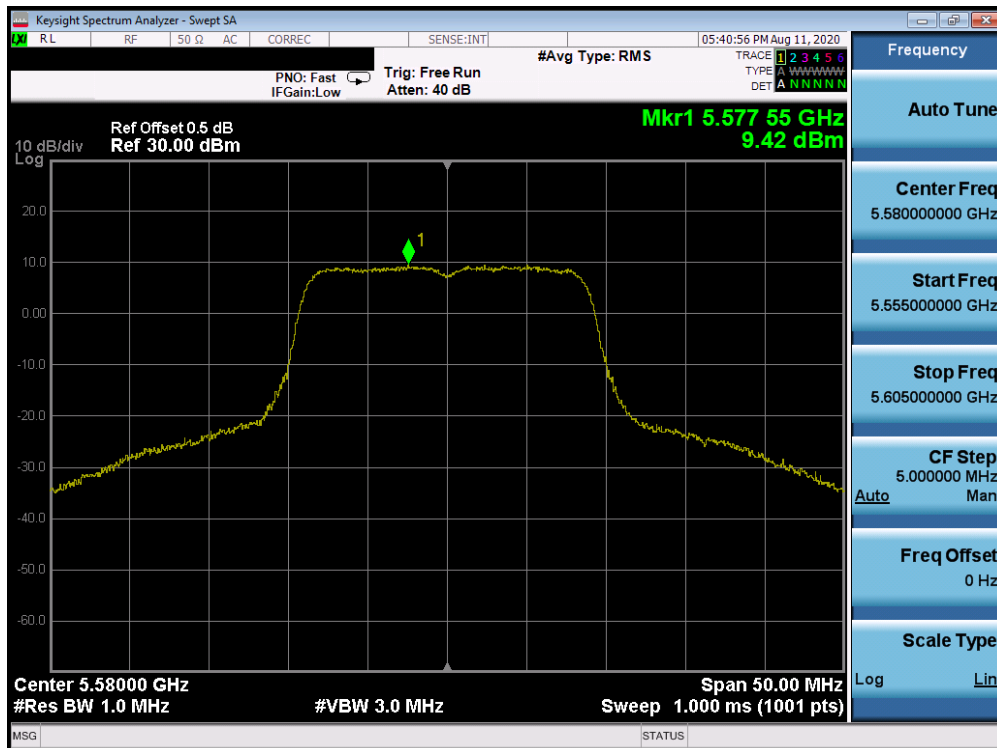


Plot 7-158. Power Spectral Density Plot Antenna 1b (80MHz BW 802.11ac (UNII Band 2A) – Ch. 58)

FCC ID: BCGA2072	PCTEST Proud to be part of element	MEASUREMENT REPORT (CERTIFICATION)	Approved by: Quality Manager
Test Report S/N: 1C2004270030-12.BCG	Test Dates: 07/16/2020 - 09/08/2020	EUT Type: Tablet Device	Page 121 of 344

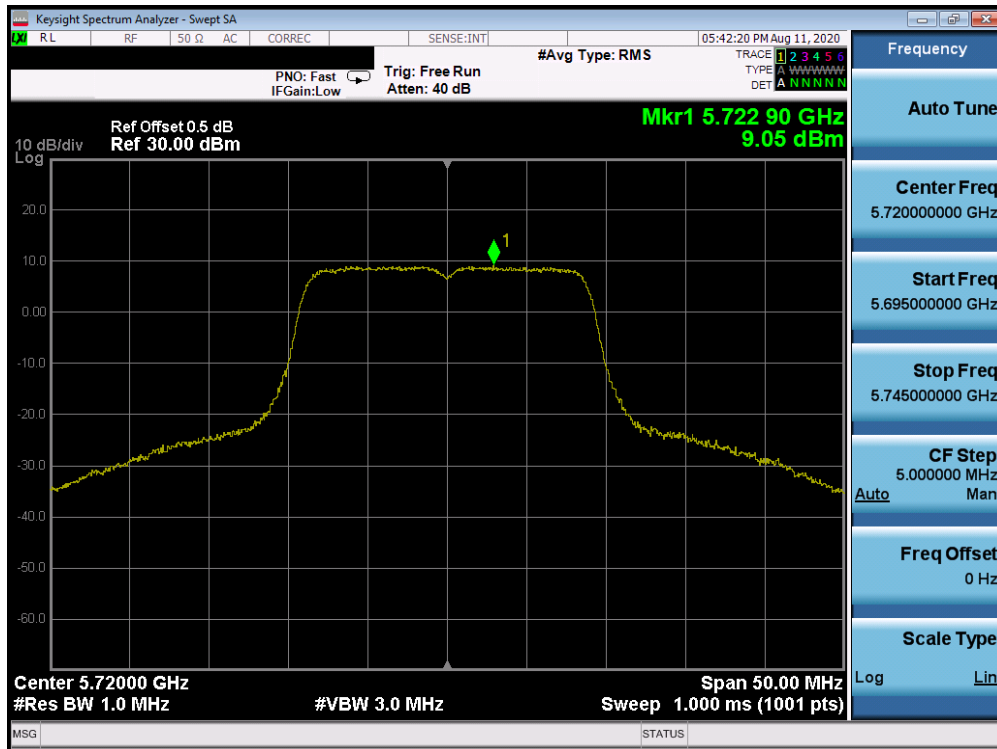


Plot 7-159. Power Spectral Density Plot Antenna 1b (20MHz BW 802.11n (UNII Band 2C) – Ch. 100)

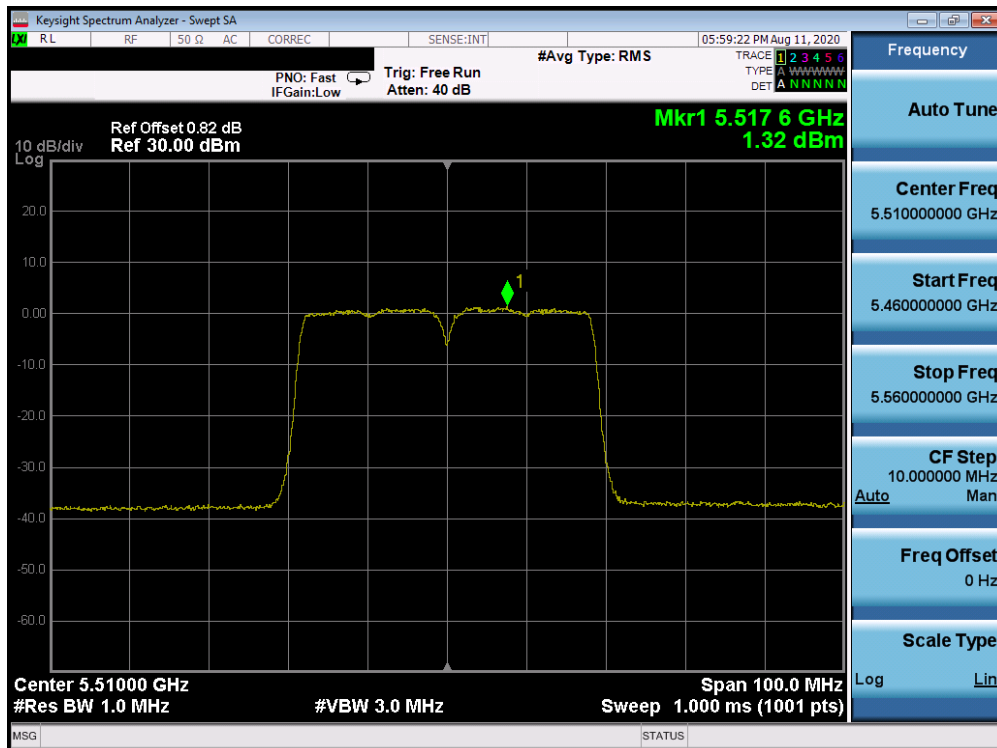


Plot 7-160. Power Spectral Density Plot Antenna 1b (20MHz BW 802.11n (UNII Band 2C) – Ch. 116)

FCC ID: BCGA2072	PCTEST Proud to be part of element	MEASUREMENT REPORT (CERTIFICATION)	Approved by: Quality Manager
Test Report S/N: 1C2004270030-12.BCG	Test Dates: 07/16/2020 - 09/08/2020	EUT Type: Tablet Device	Page 122 of 344

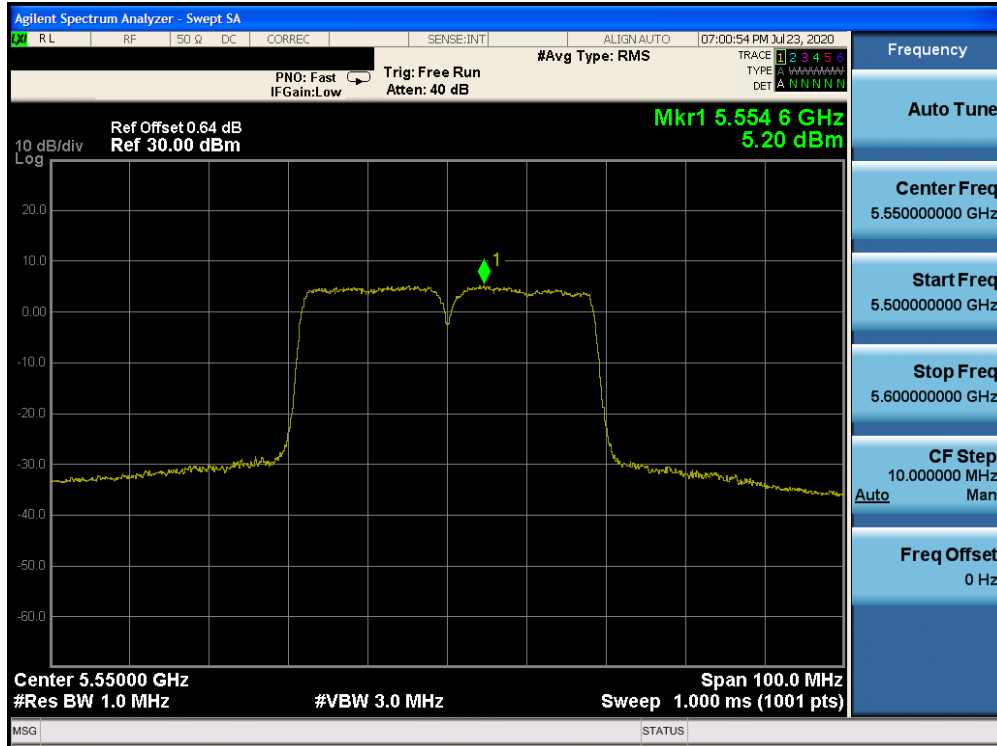


Plot 7-161. Power Spectral Density Plot Antenna 1b (20MHz BW 802.11n (UNII Band 2C) – Ch. 144)

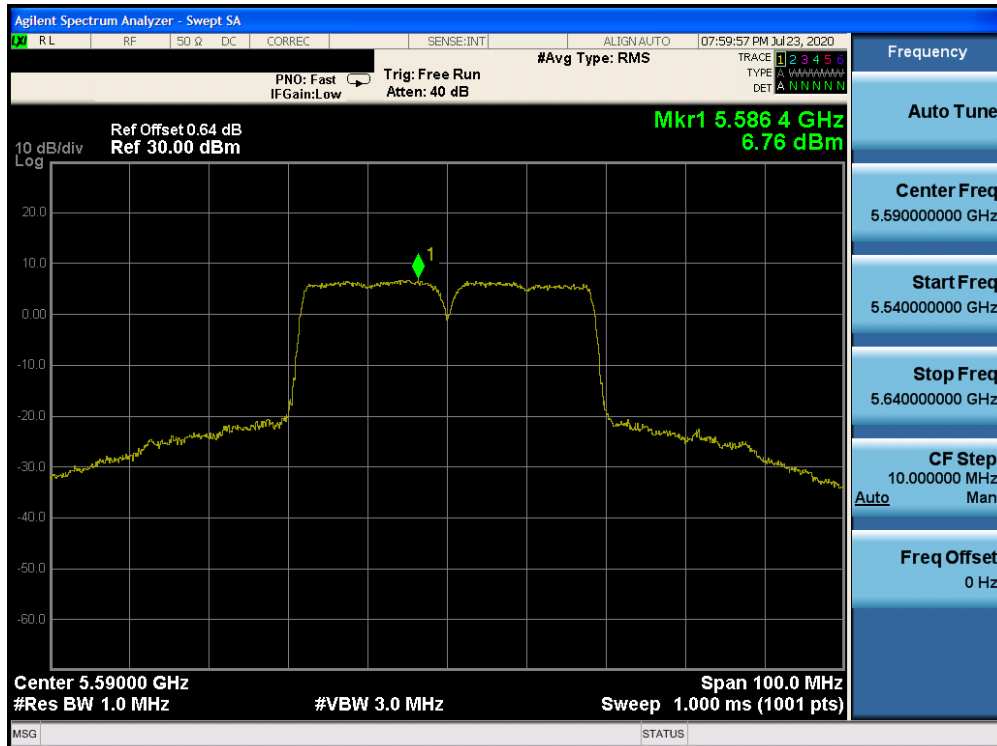


Plot 7-162. Power Spectral Density Plot Antenna 1b (40MHz BW 802.11n (UNII Band 2C) – Ch. 102)

FCC ID: BCGA2072	PCTEST Proud to be part of element	MEASUREMENT REPORT (CERTIFICATION)	Approved by: Quality Manager
Test Report S/N: 1C2004270030-12.BCG	Test Dates: 07/16/2020 - 09/08/2020	EUT Type: Tablet Device	Page 123 of 344

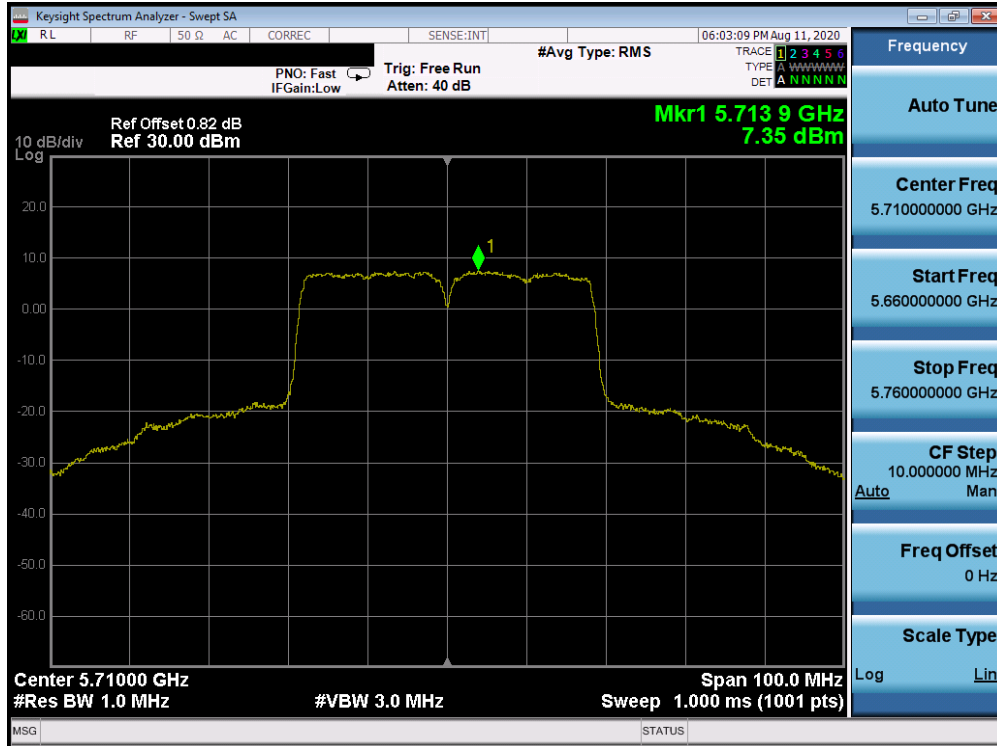


Plot 7-163. Power Spectral Density Plot Antenna 1b (40MHz BW 802.11n (UNII Band 2C) – Ch. 110)

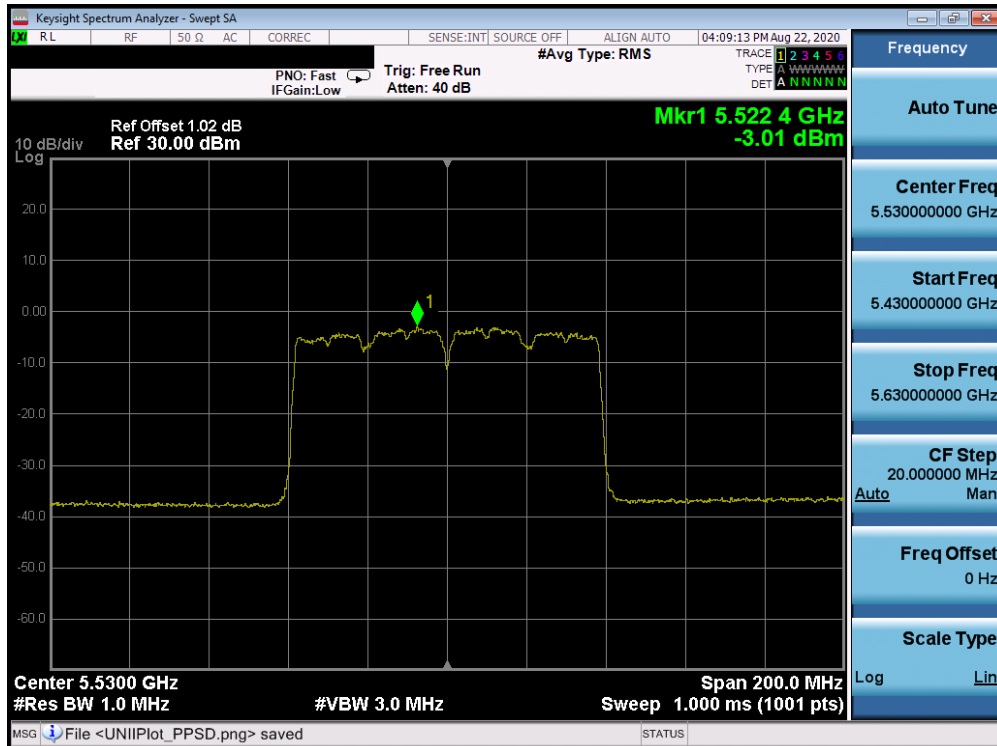


Plot 7-164. Power Spectral Density Plot Antenna 1b (40MHz BW 802.11n (UNII Band 2C) – Ch. 118)

FCC ID: BCGA2072	PCTEST Proud to be part of element	MEASUREMENT REPORT (CERTIFICATION)	Approved by: Quality Manager
Test Report S/N: 1C2004270030-12.BCG	Test Dates: 07/16/2020 - 09/08/2020	EUT Type: Tablet Device	Page 124 of 344

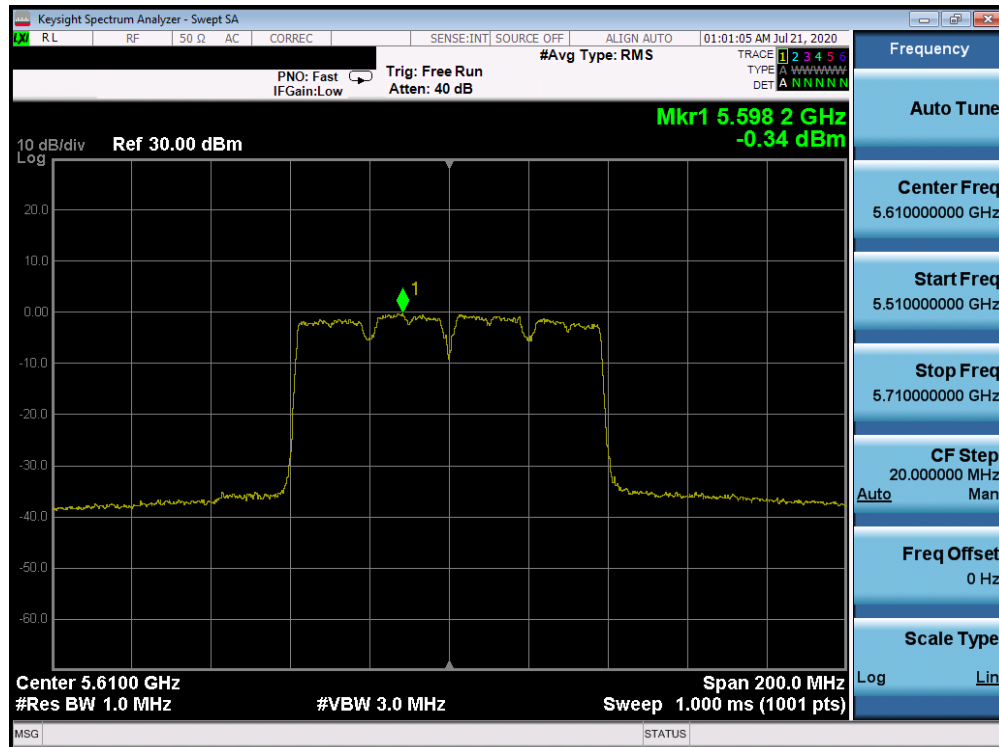


Plot 7-165. Power Spectral Density Plot Antenna 1b (40MHz BW 802.11n (UNII Band 2C) – Ch. 142)

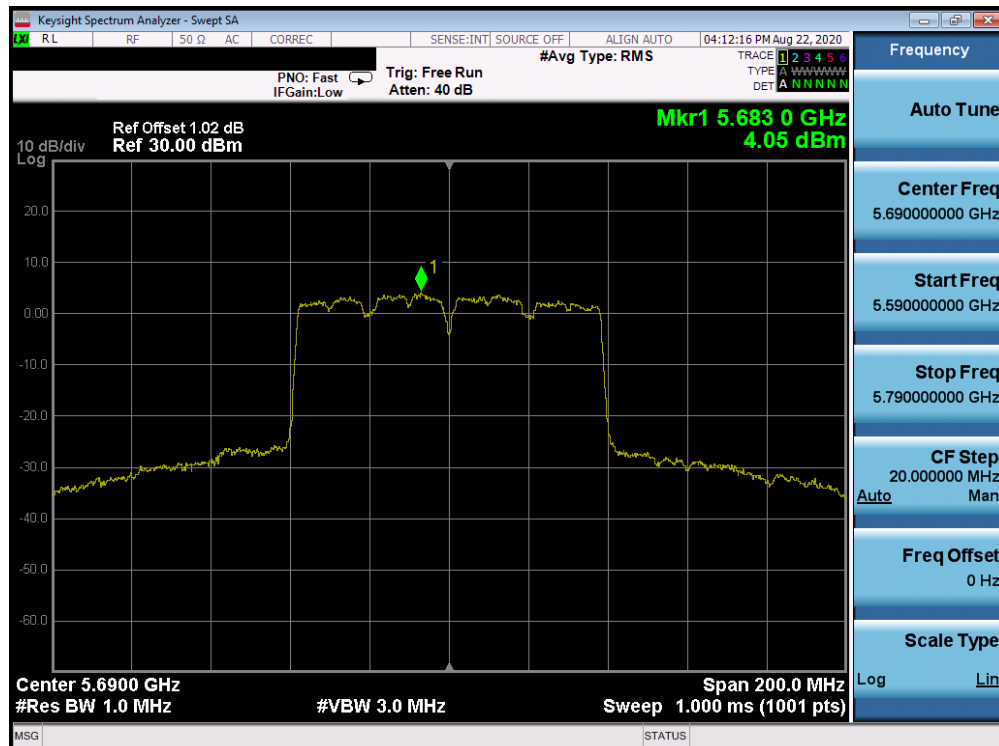


Plot 7-166. Power Spectral Density Plot Antenna 1b (80MHz BW 802.11ac (UNII Band 2C) – Ch. 106)

FCC ID: BCGA2072	PCTEST Proud to be part of element	MEASUREMENT REPORT (CERTIFICATION)	Approved by: Quality Manager
Test Report S/N: 1C2004270030-12.BCG	Test Dates: 07/16/2020 - 09/08/2020	EUT Type: Tablet Device	Page 125 of 344



Plot 7-167. Power Spectral Density Plot Antenna 1b (80MHz BW 802.11ac (UNII Band 2C) – Ch. 122)

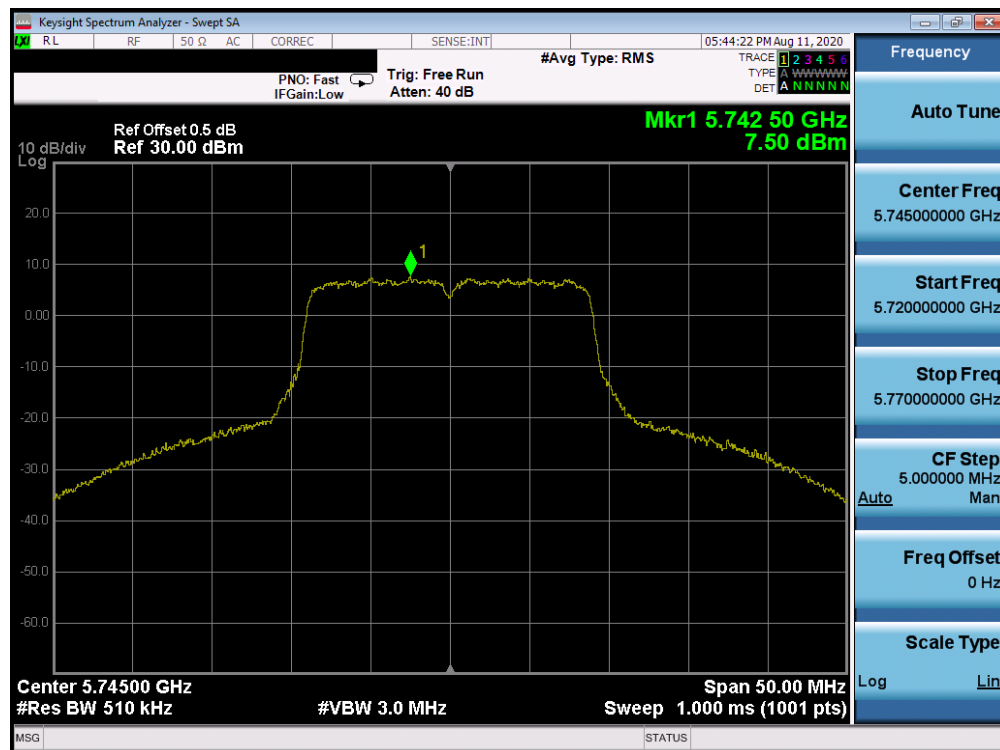


Plot 7-168. Power Spectral Density Plot Antenna 1b (80MHz BW 802.11ac (UNII Band 2C) – Ch. 138)

FCC ID: BCGA2072	PCTEST Proud to be part of element	MEASUREMENT REPORT (CERTIFICATION)	Approved by: Quality Manager
Test Report S/N: 1C2004270030-12.BCG	Test Dates: 07/16/2020 - 09/08/2020	EUT Type: Tablet Device	Page 126 of 344

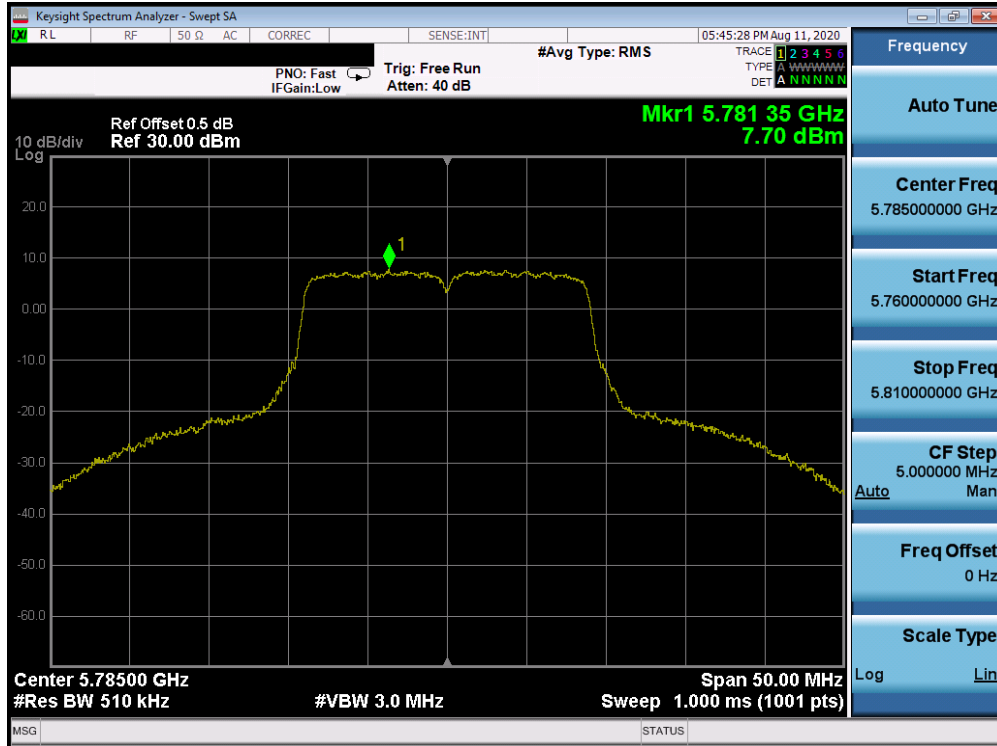
	Frequency [MHz]	Channel No.	802.11 Mode	Data Rate [Mbps]	Measured Power Density [dBm/500kHz]	Max Permissible Power Density [dBm/500kHz]	Margin [dB]
Band 3	5745	149	n (20MHz)	65/72.2 (MCS7)	7.50	30.0	-22.50
	5785	157	n (20MHz)	65/72.2 (MCS7)	7.70	30.0	-22.30
	5825	165	n (20MHz)	65/72.2 (MCS7)	7.84	30.0	-22.16
	5755	151	n (40MHz)	135/150 (MCS7)	5.29	30.0	-24.71
	5795	159	n (40MHz)	135/150 (MCS7)	5.14	30.0	-24.86
	5775	155	ac (80MHz)	390/433.3 (MCS9)	-0.90	30.0	-30.90

Table 7-50. Band 3 Power Spectral Density Measurements Antenna 1b

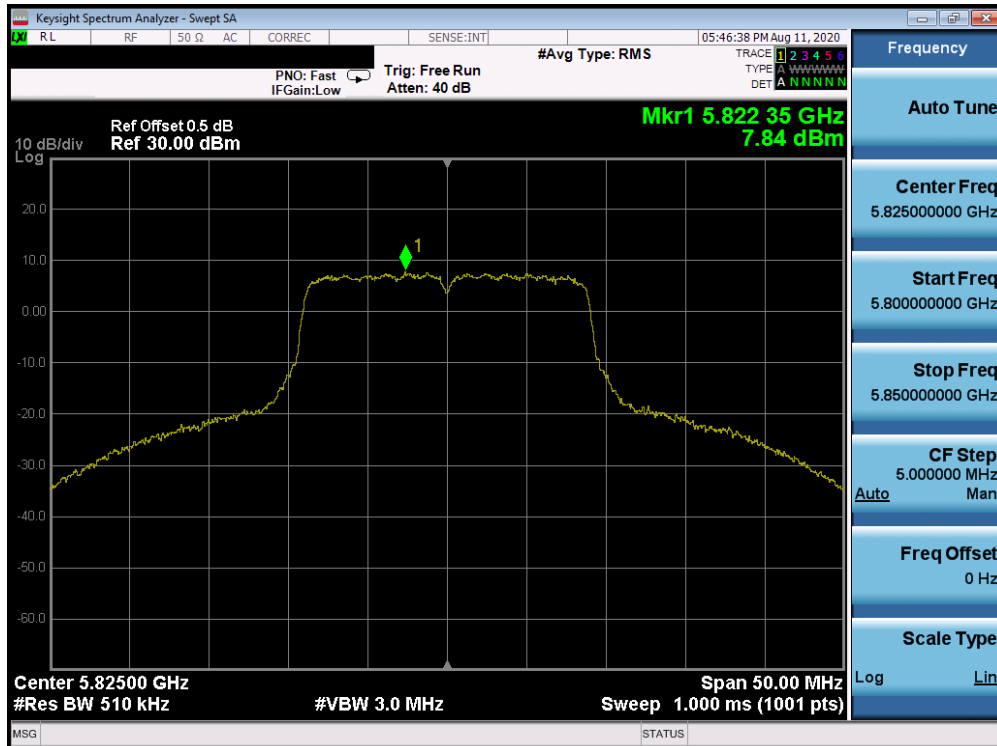


Plot 7-169. Power Spectral Density Plot Antenna 1b (20MHz BW 802.11n (UNII Band 3) – Ch. 149)

FCC ID: BCGA2072	PCTEST Proud to be part of element	MEASUREMENT REPORT (CERTIFICATION)	Approved by: Quality Manager
Test Report S/N: 1C2004270030-12.BCG	Test Dates: 07/16/2020 - 09/08/2020	EUT Type: Tablet Device	Page 127 of 344

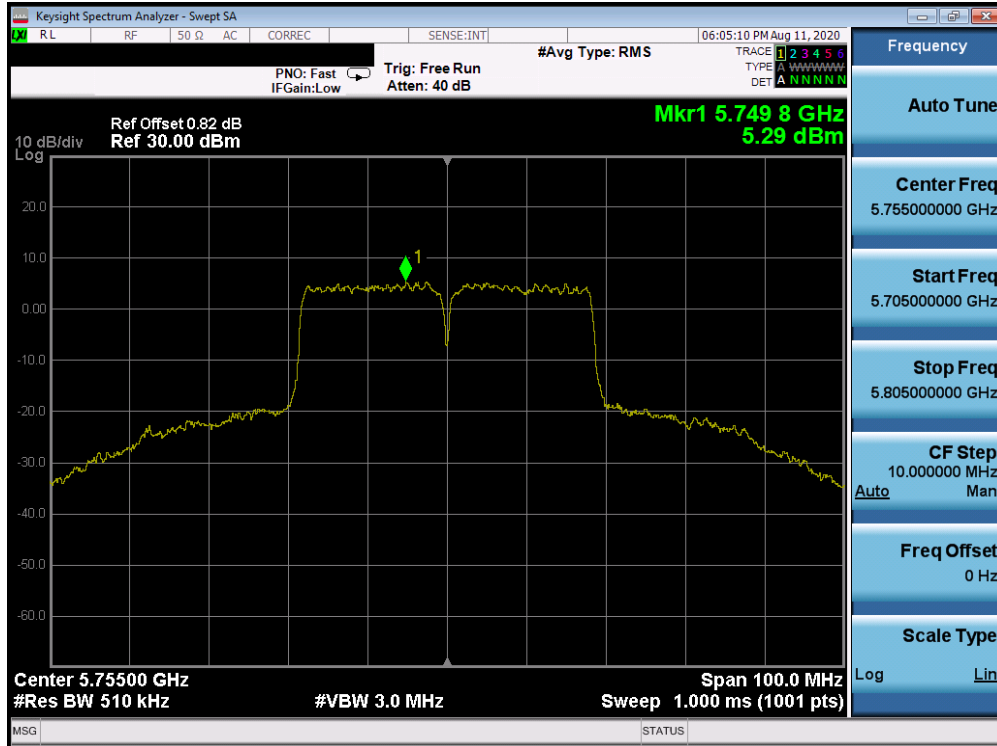


Plot 7-170. Power Spectral Density Plot Antenna 1b (20MHz BW 802.11n (UNII Band 3) – Ch. 157)

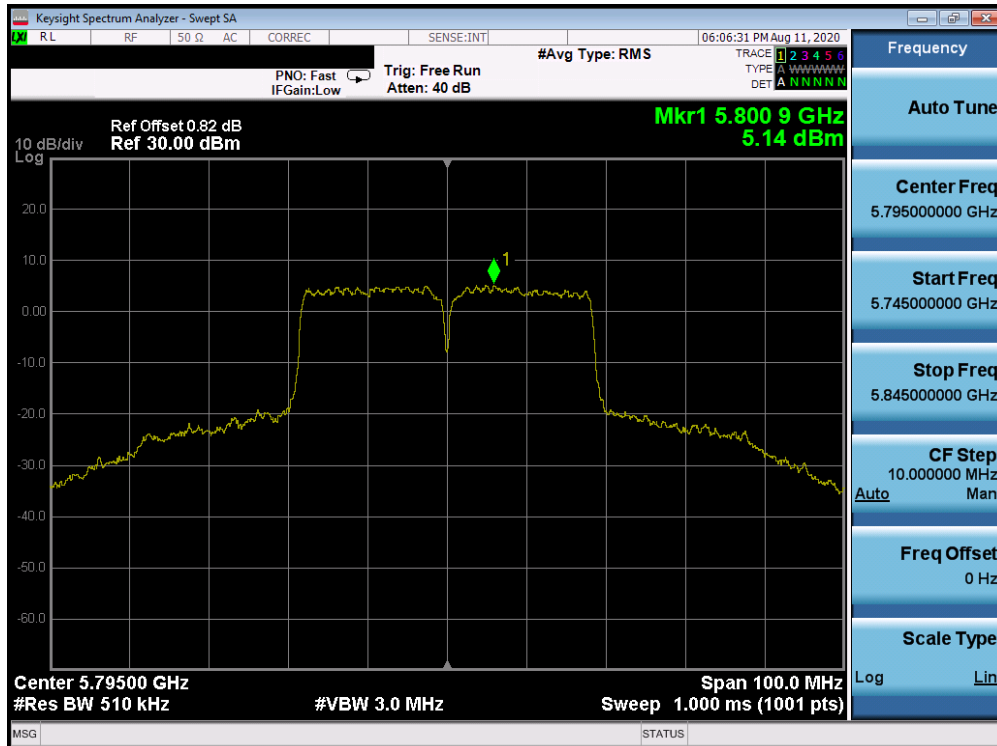


Plot 7-171. Power Spectral Density Plot Antenna 1b (20MHz BW 802.11n (UNII Band 3) – Ch. 165)

FCC ID: BCGA2072	PCTEST Proud to be part of element	MEASUREMENT REPORT (CERTIFICATION)	Approved by: Quality Manager
Test Report S/N: 1C2004270030-12.BCG	Test Dates: 07/16/2020 - 09/08/2020	EUT Type: Tablet Device	Page 128 of 344

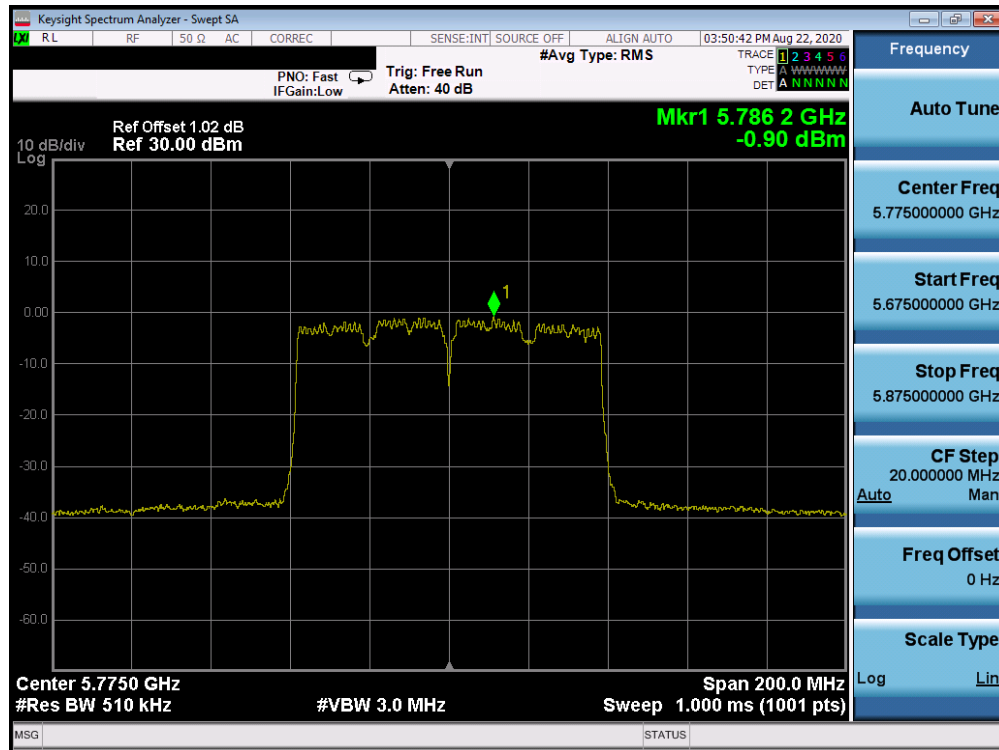


Plot 7-172. Power Spectral Density Plot Antenna 1b (40MHz BW 802.11n (UNII Band 3) – Ch. 151)



Plot 7-173. Power Spectral Density Plot Antenna 1b (40MHz BW 802.11n (UNII Band 3) – Ch. 159)

FCC ID: BCGA2072		MEASUREMENT REPORT (CERTIFICATION)	Approved by: Quality Manager
Test Report S/N: 1C2004270030-12.BCG	Test Dates: 07/16/2020 - 09/08/2020	EUT Type: Tablet Device	Page 129 of 344



Plot 7-174. Power Spectral Density Plot Antenna 1b (80MHz BW 802.11ac (UNII Band 3) – Ch. 155)

FCC ID: BCGA2072	PCTEST Proud to be part of element	MEASUREMENT REPORT (CERTIFICATION)	Approved by: Quality Manager
Test Report S/N: 1C2004270030-12.BCG	Test Dates: 07/16/2020 - 09/08/2020	EUT Type: Tablet Device	Page 130 of 344

Summed CDD/SDM Primary Power Spectral Density Measurements

	Frequency [MHz]	Channel No.	802.11 Mode	Data Rate [Mbps]	Antenna 2b Power Density [dBm/MHz]	Antenna 2a Power Density [dBm/MHz]	Summed Power Density [dBm/MHz]	Max Power Density [dBm/MHz]	Margin [dB]
Band 1	5180	36	n (20MHz)	130/144.4 (MCS15)	5.88	5.19	8.56	11.0	-2.44
	5200	40	n (20MHz)	130/144.4 (MCS15)	6.18	5.53	8.88	11.0	-2.12
	5240	48	n (20MHz)	130/144.4 (MCS15)	6.21	5.31	8.79	11.0	-2.21
	5190	38	n (40MHz)	270/300 (MCS15)	-0.42	-1.56	2.06	11.0	-8.94
	5230	46	n (40MHz)	270/300 (MCS15)	5.25	3.56	7.50	11.0	-3.50
	5210	42	ac (80MHz)	780/866.7 (MCS9)	-3.56	-4.75	-1.10	11.0	-12.10
Band 2A	5260	52	n (20MHz)	130/144.4 (MCS15)	6.23	5.82	9.04	11.0	-1.96
	5280	56	n (20MHz)	130/144.4 (MCS15)	6.44	5.90	9.19	11.0	-1.81
	5320	64	n (20MHz)	130/144.4 (MCS15)	6.26	5.60	8.95	11.0	-2.05
	5270	54	n (40MHz)	270/300 (MCS15)	6.40	4.98	8.76	11.0	-2.24
	5310	62	n (40MHz)	270/300 (MCS15)	-0.74	-2.02	1.68	11.0	-9.32
	5290	58	ac (80MHz)	780/866.7 (MCS9)	-3.95	-5.12	-1.49	11.0	-12.49
Band 2C	5500	100	n (20MHz)	130/144.4 (MCS15)	5.56	4.11	7.91	11.0	-3.09
	5580	116	n (20MHz)	130/144.4 (MCS15)	5.97	5.23	8.63	11.0	-2.37
	5720	144	n (20MHz)	130/144.4 (MCS15)	5.63	5.04	8.36	11.0	-2.64
	5510	102	n (40MHz)	270/300 (MCS15)	-0.22	-1.94	2.01	11.0	-8.99
	5550	110	n (40MHz)	270/300 (MCS15)	5.43	2.34	7.16	11.0	-3.84
	*5590	118	n (40MHz)	270/300 (MCS15)	6.01	5.83	8.93	11.0	-2.07
	5710	142	n (40MHz)	270/300 (MCS15)	5.99	4.75	8.42	11.0	-2.58
	5530	106	ac (80MHz)	780/866.7 (MCS9)	-3.92	-5.15	-1.48	11.0	-12.48
	*5610	122	ac (80MHz)	780/866.7 (MCS9)	0.16	-1.89	2.27	11.0	-8.73
	5690	138	ac (80MHz)	780/866.7 (MCS9)	3.38	1.62	5.60	11.0	-5.40

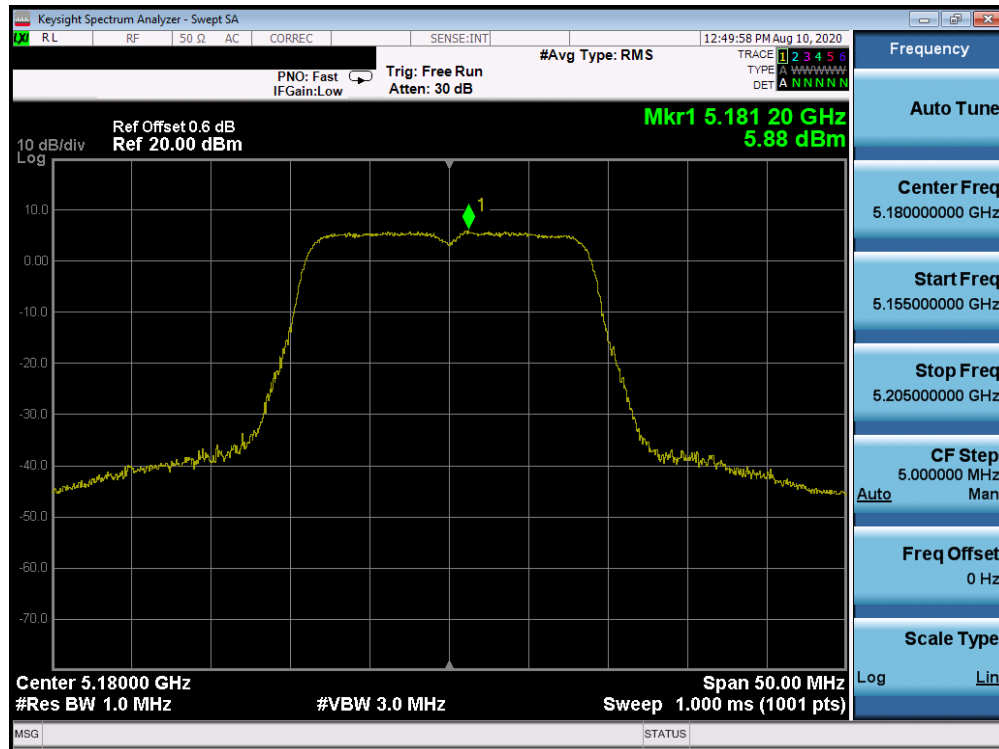
Table 7-51. Bands 1, 2A, 2C CDD/SDM Primary Power Spectral Density Measurements

*TDWR channel is not supported for ISSED (denoted by a * next to the frequency)

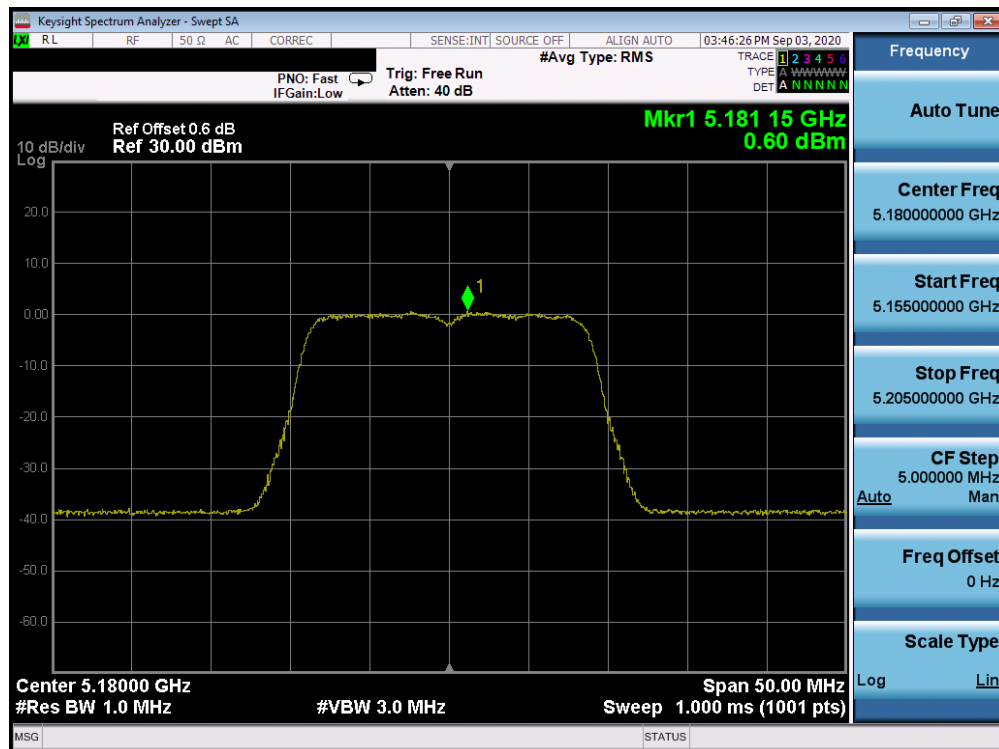
	Frequency [MHz]	Channel No.	802.11 Mode	Data Rate [Mbps]	Antenna 2b Power Density [dBm/MHz]	Antenna 2a Power Density [dBm/MHz]	Summed Power Density [dBm/MHz]	Directional Antenna Gain [dBi]	e.i.r.p. Power Density [dBm/MHz]	ISED Max e.i.r.p. Power Density [dBm/MHz]	Margin [dB]
Band 1	5180	36	n (20MHz)	130/144.4 (MCS15)	0.60	-0.68	3.02	1.42	4.44	10.0	-5.56
	5200	40	n (20MHz)	130/144.4 (MCS15)	0.35	-0.79	2.83	1.42	4.25	10.0	-5.75
	5240	48	n (20MHz)	130/144.4 (MCS15)	0.94	-0.46	3.31	1.42	4.73	10.0	-5.27
	5190	38	n (40MHz)	270/300 (MCS15)	-1.34	-2.32	1.21	1.42	2.63	10.0	-7.37
	5230	46	n (40MHz)	270/300 (MCS15)	-1.01	-2.30	1.40	1.42	2.82	10.0	-7.18
	5210	42	ac (80MHz)	780/866.7 (MCS9)	-3.56	-4.75	-1.10	4.32	3.22	10.0	-6.78

Table 7-52. Band 1 CDD/SDM Primary e.i.r.p. Power Spectral Density Measurements (ISED)

FCC ID: BCGA2072	 PCTEST Proud to be part of 	MEASUREMENT REPORT (CERTIFICATION)	Approved by: Quality Manager
Test Report S/N: 1C2004270030-12.BCG	Test Dates: 07/16/2020 - 09/08/2020	EUT Type: Tablet Device	Page 131 of 344

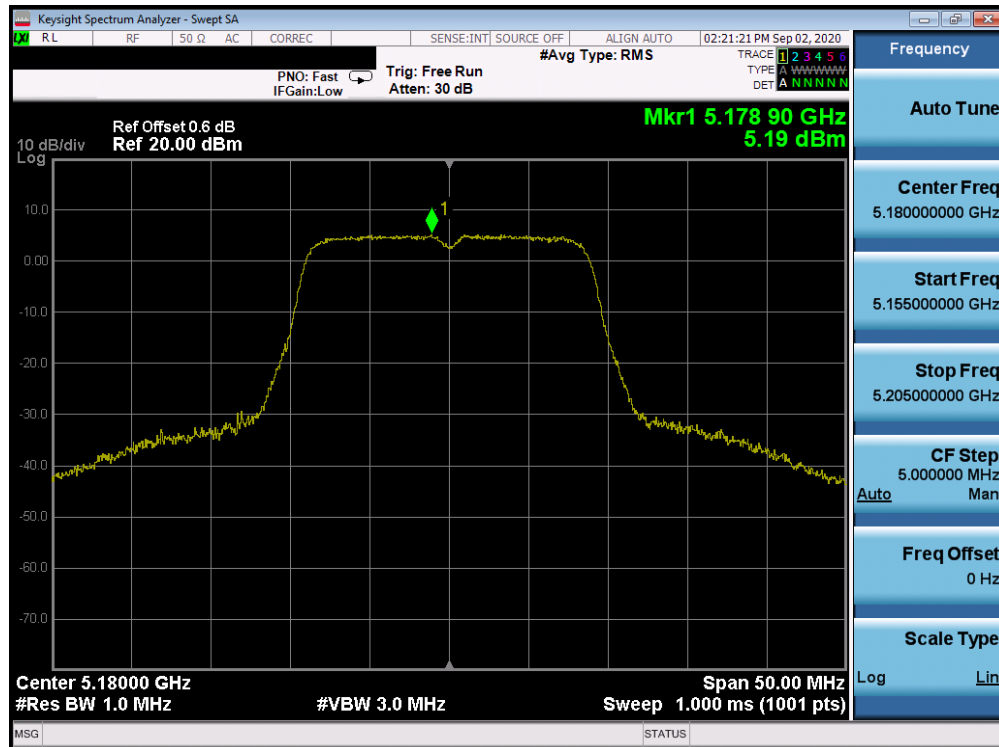


Plot 7-175. Power Spectral Density Plot CDD Primary Antenna 2b (20MHz BW 802.11n (UNII Band 1) – Ch. 36)

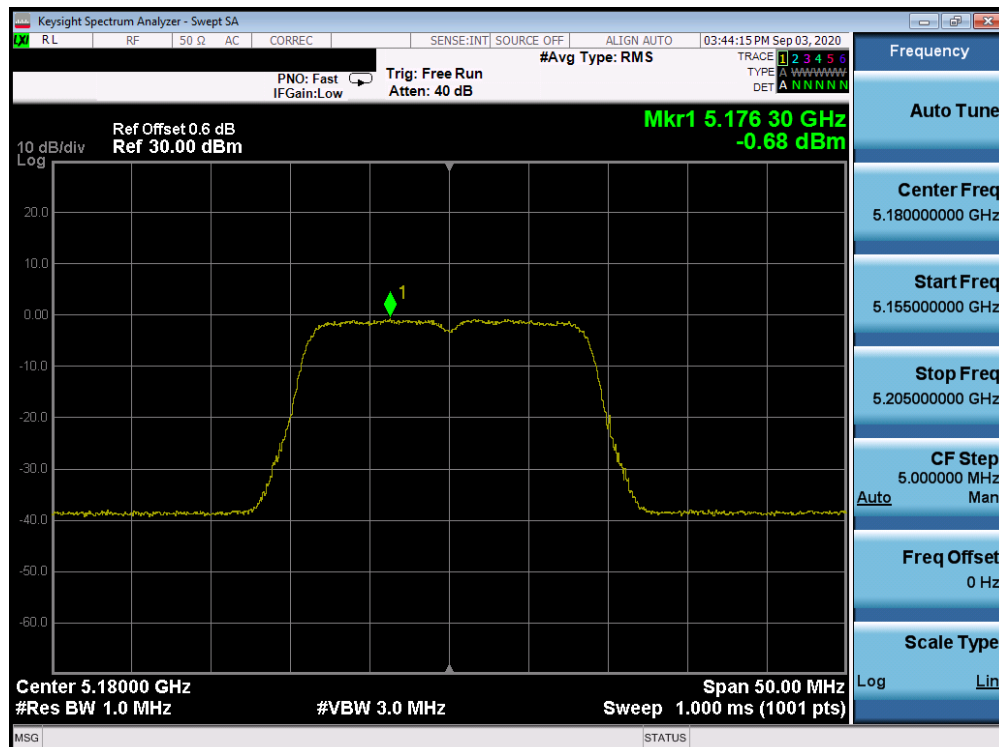


Plot 7-176. ISD Power Spectral Density Plot SDM Primary Antenna 2b (20MHz BW 802.11n (UNII Band 1) – Ch. 36)

FCC ID: BCGA2072	PCTEST Proud to be part of element	MEASUREMENT REPORT (CERTIFICATION)	Approved by: Quality Manager
Test Report S/N: 1C2004270030-12.BCG	Test Dates: 07/16/2020 - 09/08/2020	EUT Type: Tablet Device	Page 132 of 344

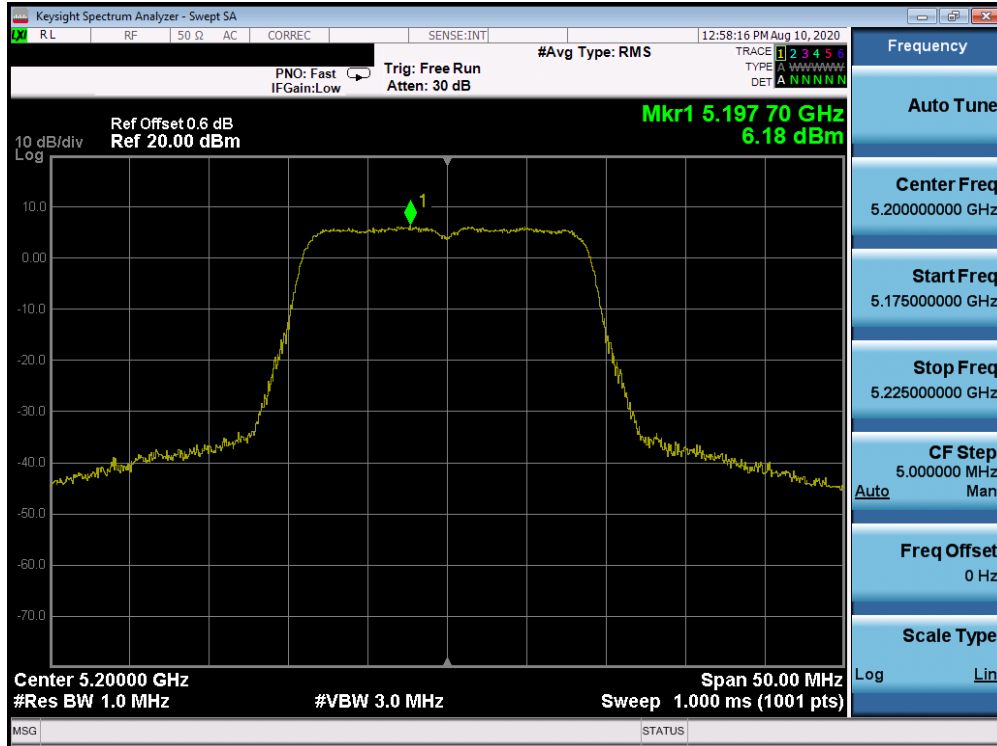


Plot 7-177. Power Spectral Density Plot CDD Primary Antenna 2a (20MHz BW 802.11n (UNII Band 1) – Ch. 36)

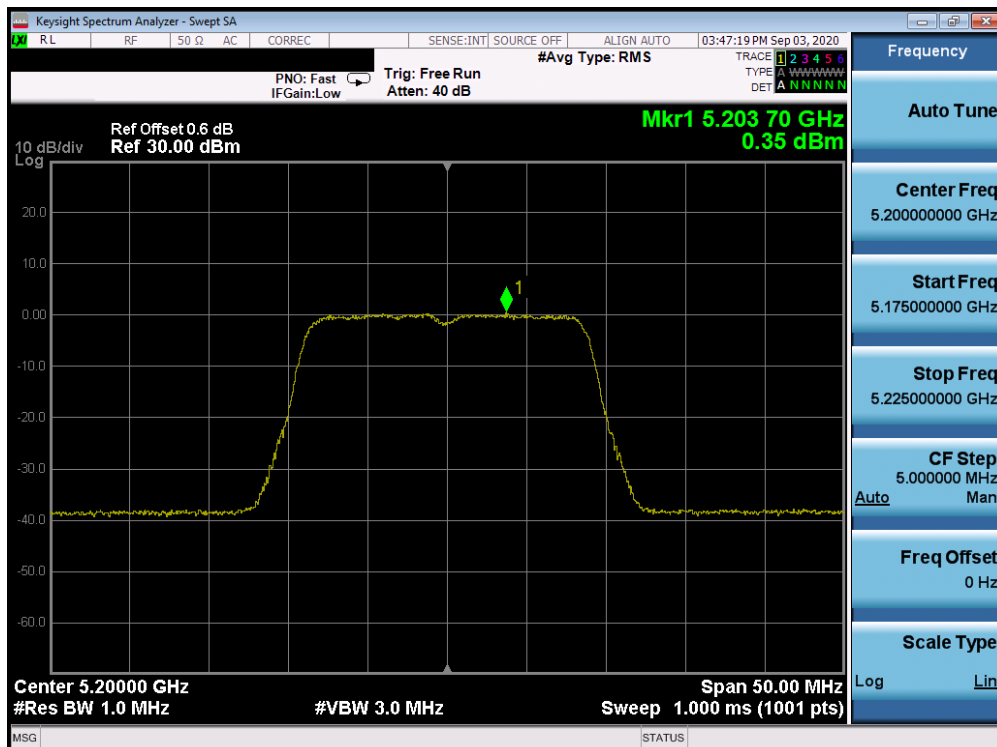


Plot 7-178. ISD Power Spectral Density Plot SDM Primary Antenna 2a (20MHz BW 802.11n (UNII Band 1) – Ch. 36)

FCC ID: BCGA2072	PCTEST Proud to be part of element	MEASUREMENT REPORT (CERTIFICATION)	Approved by: Quality Manager
Test Report S/N: 1C2004270030-12.BCG	Test Dates: 07/16/2020 - 09/08/2020	EUT Type: Tablet Device	Page 133 of 344

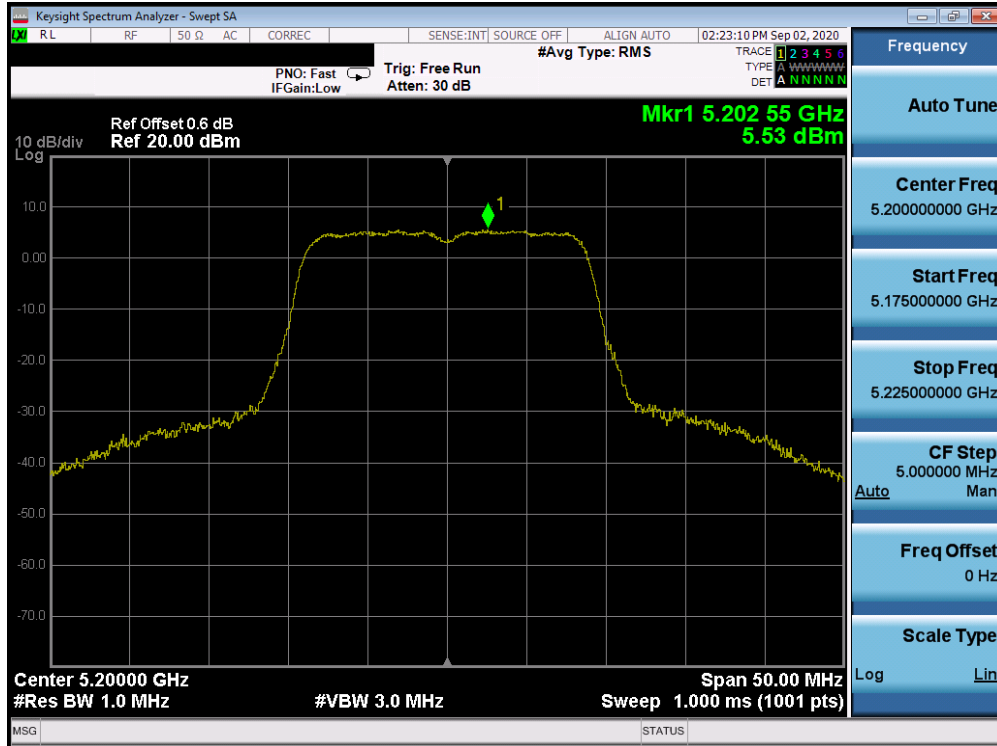


Plot 7-179. Power Spectral Density Plot CDD Primary Antenna 2b (20MHz BW 802.11n (UNII Band 1) – Ch. 40)

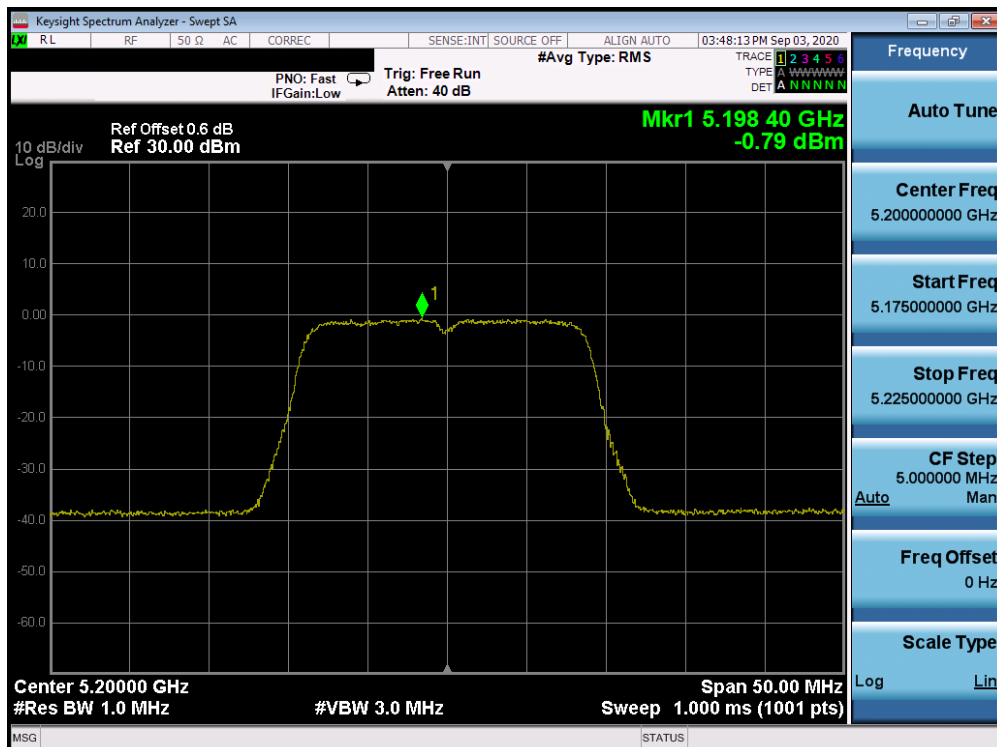


Plot 7-180. ISD Power Spectral Density Plot SDM Primary Antenna 2b (20MHz BW 802.11n (UNII Band 1) – Ch. 40)

FCC ID: BCGA2072	PCTEST Proud to be part of element	MEASUREMENT REPORT (CERTIFICATION)	Approved by: Quality Manager
Test Report S/N: 1C2004270030-12.BCG	Test Dates: 07/16/2020 - 09/08/2020	EUT Type: Tablet Device	Page 134 of 344

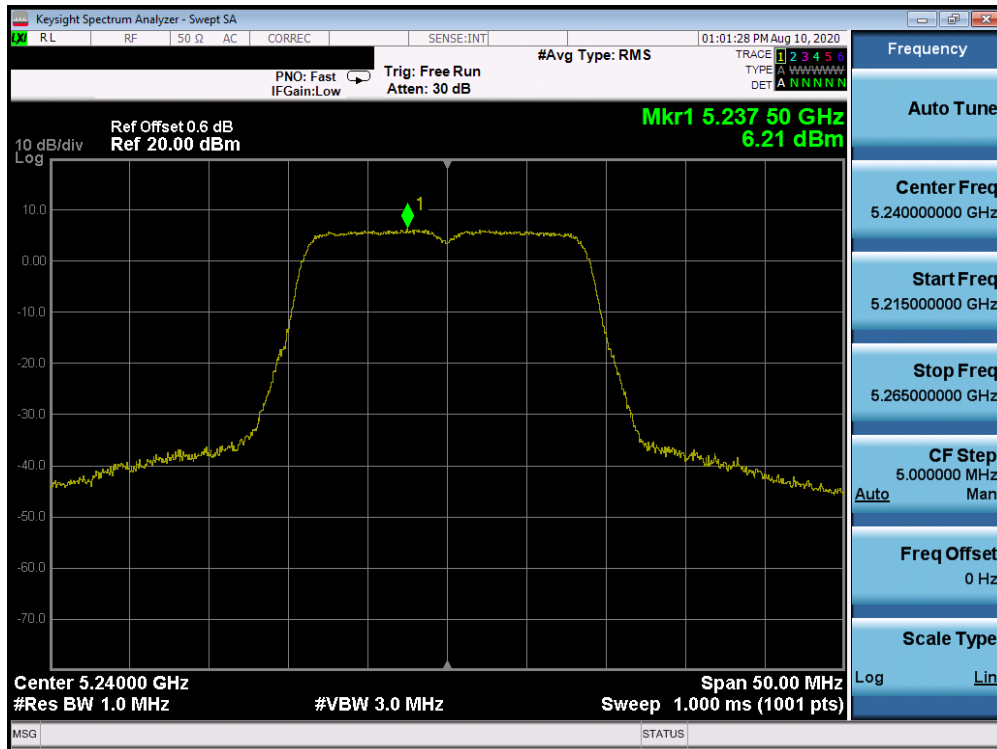


Plot 7-181. Power Spectral Density Plot CDD Primary Antenna 2a (20MHz BW 802.11n (UNII Band 1) – Ch. 40)

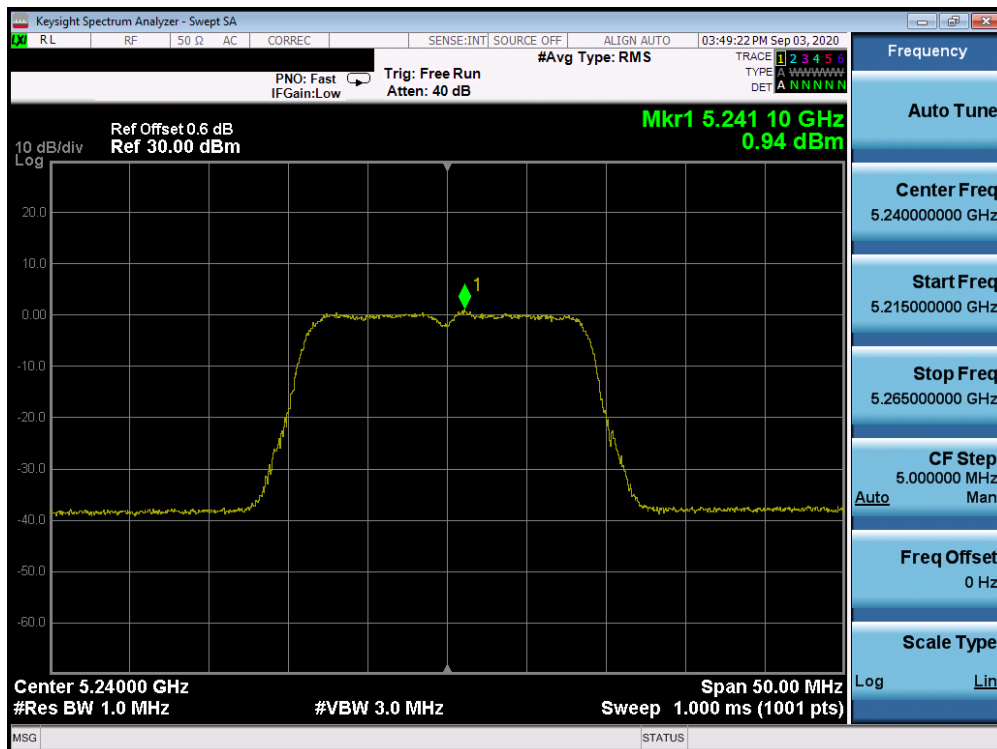


Plot 7-182. ISD Power Spectral Density Plot SDM Primary Antenna 2a (20MHz BW 802.11n (UNII Band 1) – Ch. 40)

FCC ID: BCGA2072		MEASUREMENT REPORT (CERTIFICATION)	Approved by: Quality Manager
Test Report S/N: 1C2004270030-12.BCG	Test Dates: 07/16/2020 - 09/08/2020	EUT Type: Tablet Device	Page 135 of 344

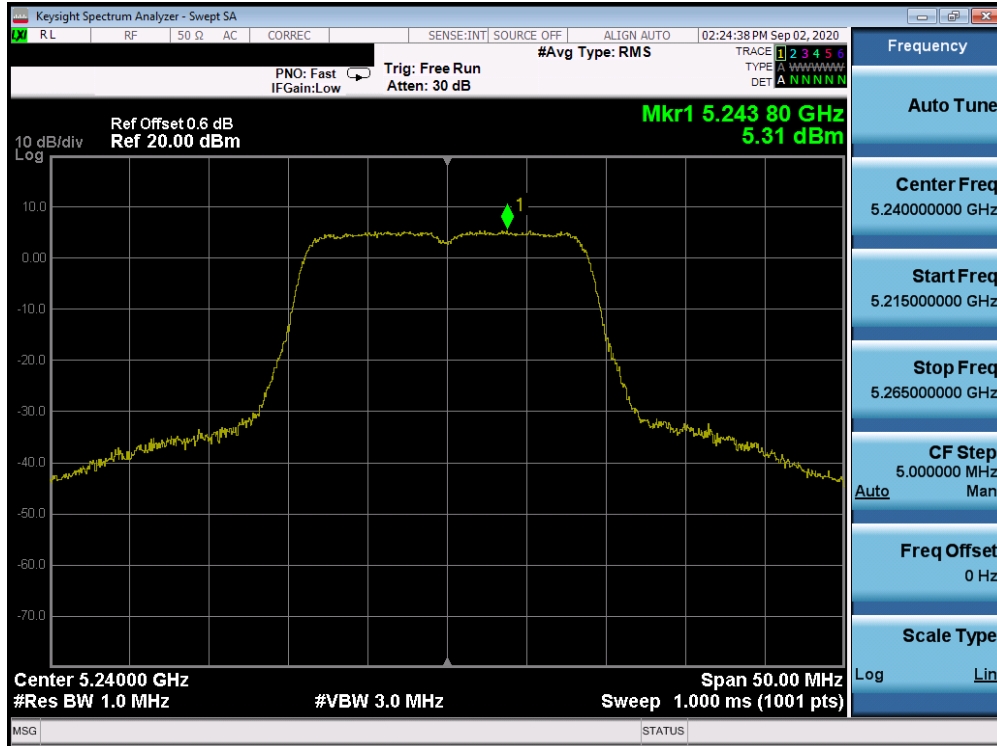


Plot 7-183. Power Spectral Density Plot CDD Primary Antenna 2b (20MHz BW 802.11n (UNII Band 1) – Ch. 48)

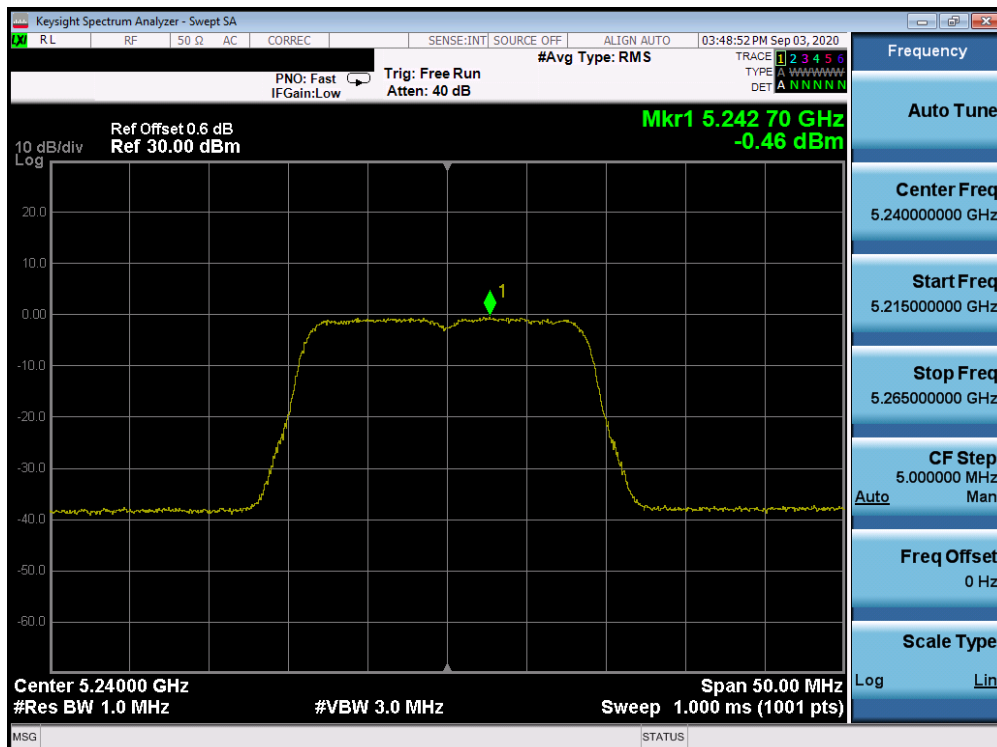


Plot 7-184. ISD Power Spectral Density Plot SDM Primary Antenna 2b (20MHz BW 802.11n (UNII Band 1) – Ch. 48)

FCC ID: BCGA2072		MEASUREMENT REPORT (CERTIFICATION)	Approved by: Quality Manager
Test Report S/N: 1C2004270030-12.BCG	Test Dates: 07/16/2020 - 09/08/2020	EUT Type: Tablet Device	Page 136 of 344

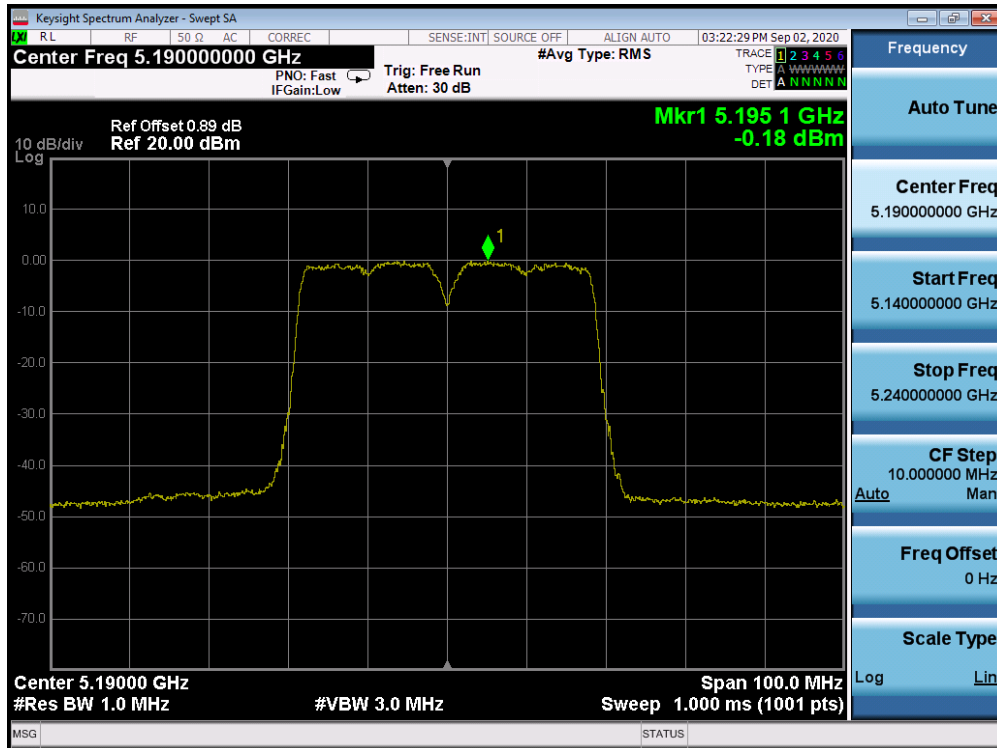


Plot 7-185. Power Spectral Density Plot CDD Primary Antenna 2a (20MHz BW 802.11n (UNII Band 1) – Ch. 48)

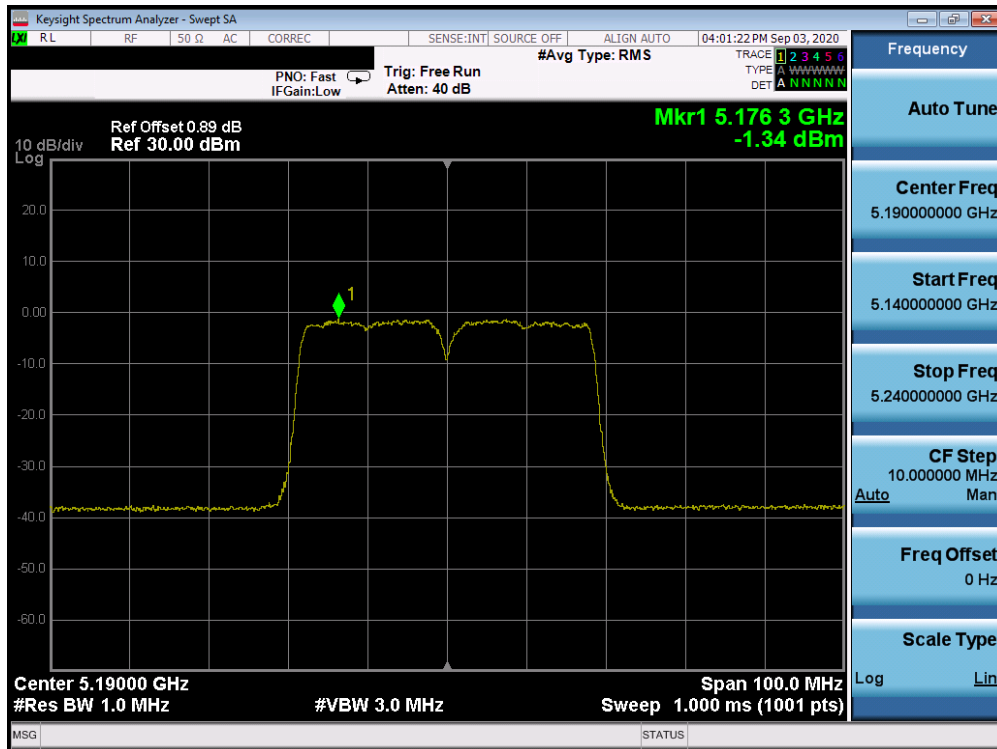


Plot 7-186. ISD Power Spectral Density Plot SDM Primary Antenna 2a (20MHz BW 802.11n (UNII Band 1) – Ch. 48)

FCC ID: BCGA2072	PCTEST Proud to be part of element	MEASUREMENT REPORT (CERTIFICATION)	Approved by: Quality Manager
Test Report S/N: 1C2004270030-12.BCG	Test Dates: 07/16/2020 - 09/08/2020	EUT Type: Tablet Device	Page 137 of 344

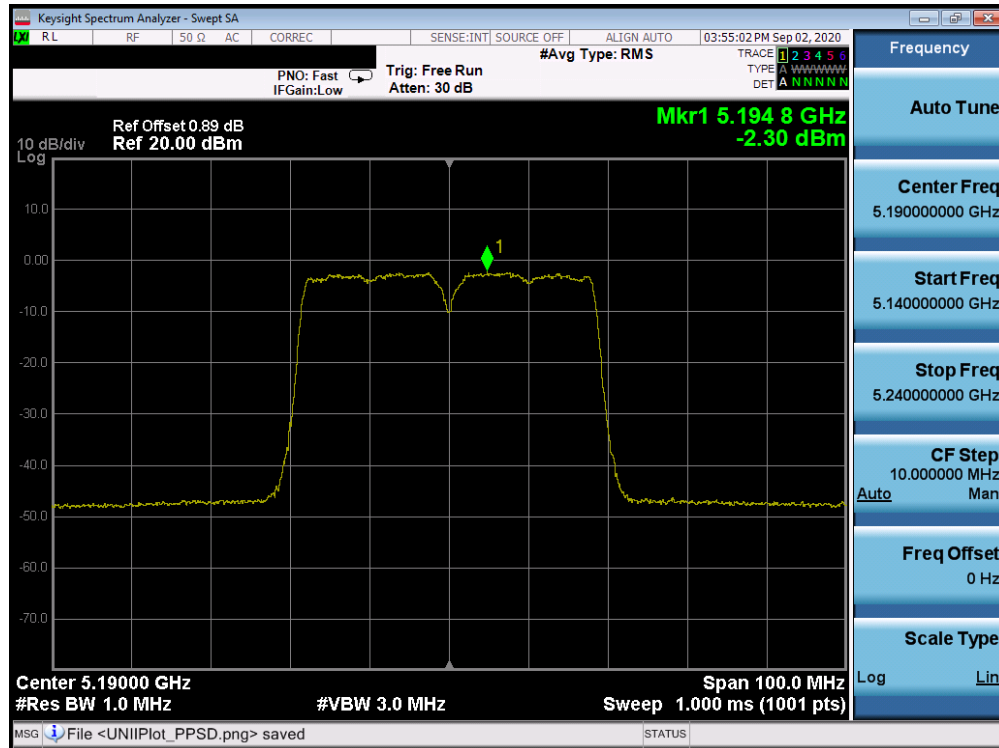


Plot 7-187. Power Spectral Density Plot CDD Primary Antenna 2b (40MHz BW 802.11n (UNII Band 1) – Ch. 38)

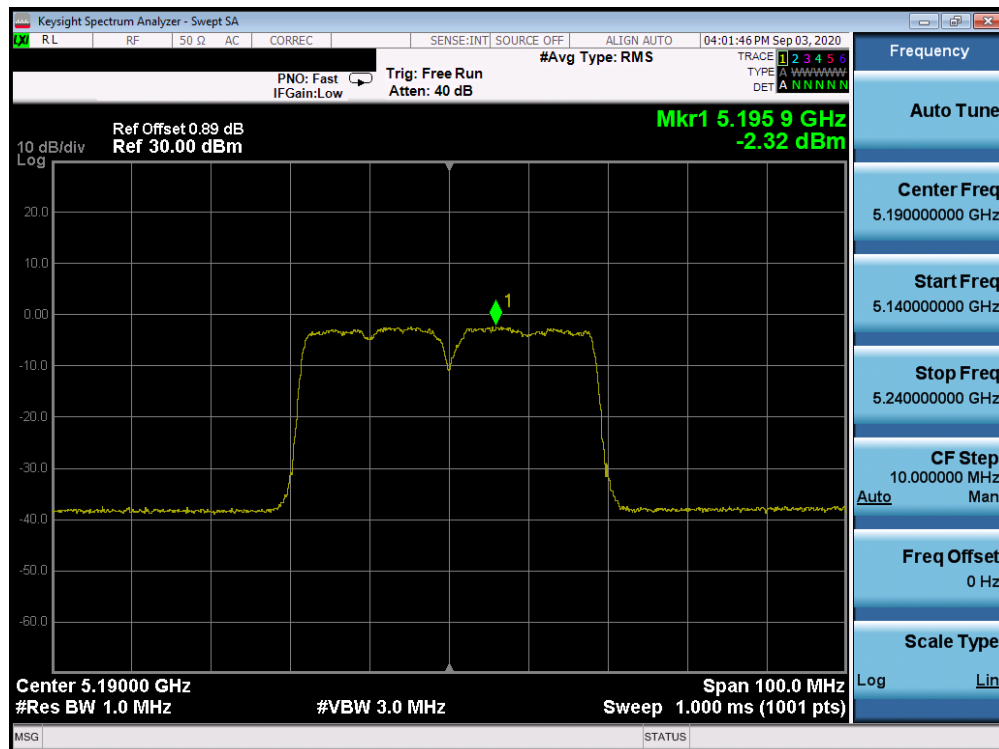


Plot 7-188. ISD Power Spectral Density Plot SDM Primary Antenna 2b (40MHz BW 802.11n (UNII Band 1) – Ch. 38)

FCC ID: BCGA2072		MEASUREMENT REPORT (CERTIFICATION)	Approved by: Quality Manager
Test Report S/N: 1C2004270030-12.BCG	Test Dates: 07/16/2020 - 09/08/2020	EUT Type: Tablet Device	Page 138 of 344

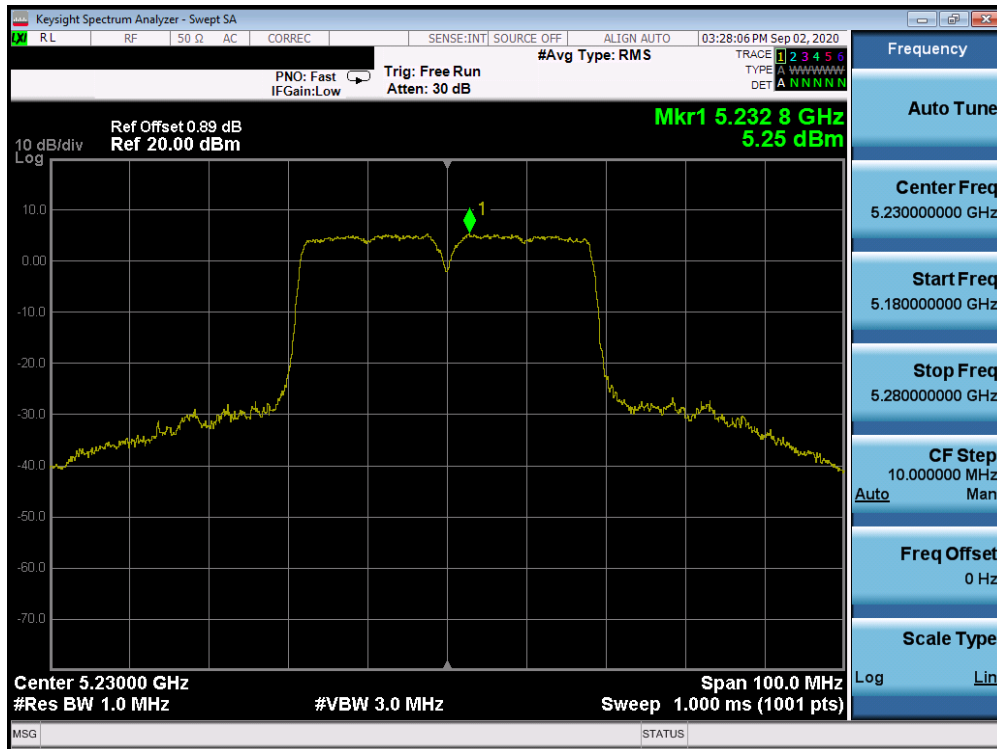


Plot 7-189. Power Spectral Density Plot CDD Primary Antenna 2a (40MHz BW 802.11n (UNII Band 1) – Ch. 38)

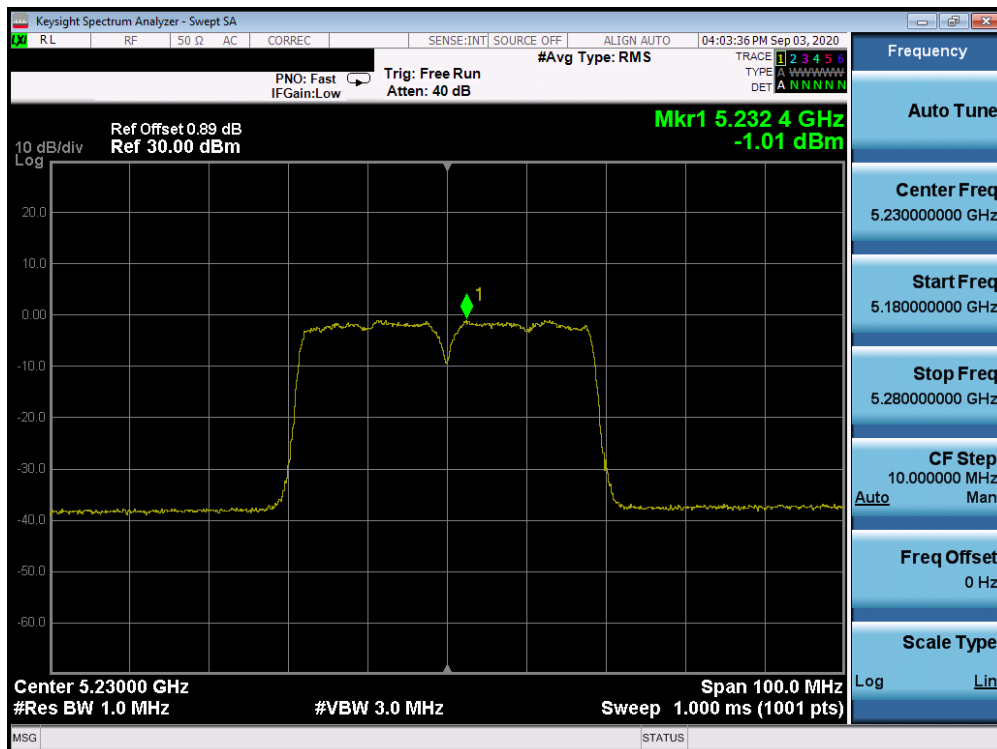


Plot 7-190. ISD Power Spectral Density Plot SDM Primary Antenna 2a (40MHz BW 802.11n (UNII Band 1) – Ch. 38)

FCC ID: BCGA2072	PCTEST Proud to be part of element	MEASUREMENT REPORT (CERTIFICATION)	Approved by: Quality Manager
Test Report S/N: 1C2004270030-12.BCG	Test Dates: 07/16/2020 - 09/08/2020	EUT Type: Tablet Device	Page 139 of 344

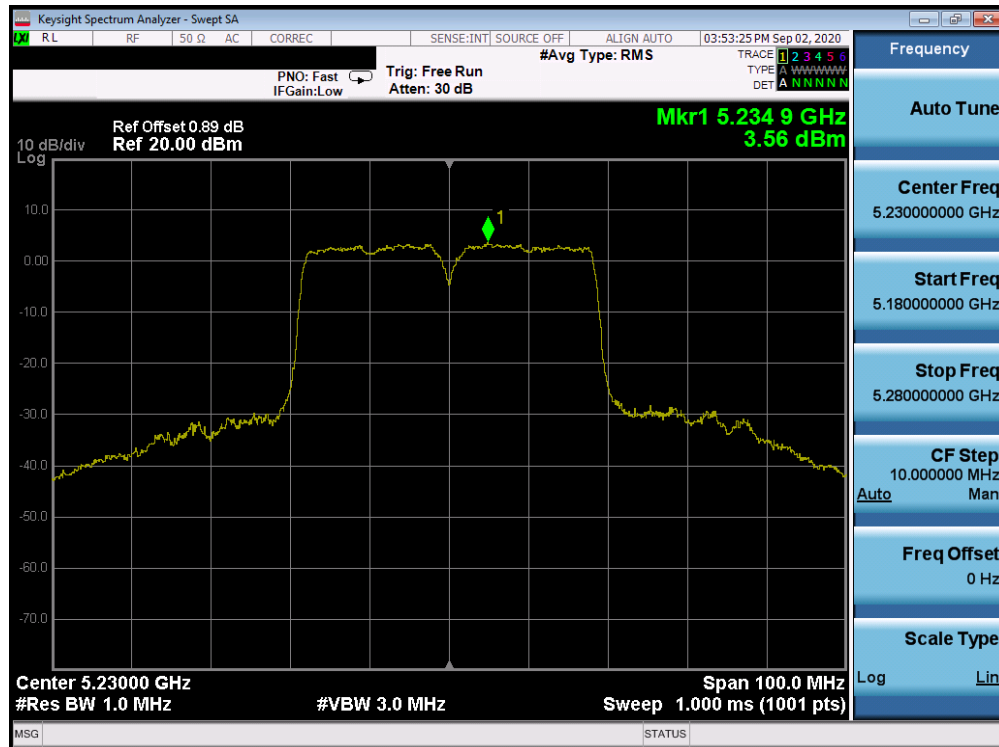


Plot 7-191. Power Spectral Density Plot CDD Primary Antenna 2b (40MHz BW 802.11n (UNII Band 1) – Ch. 46)

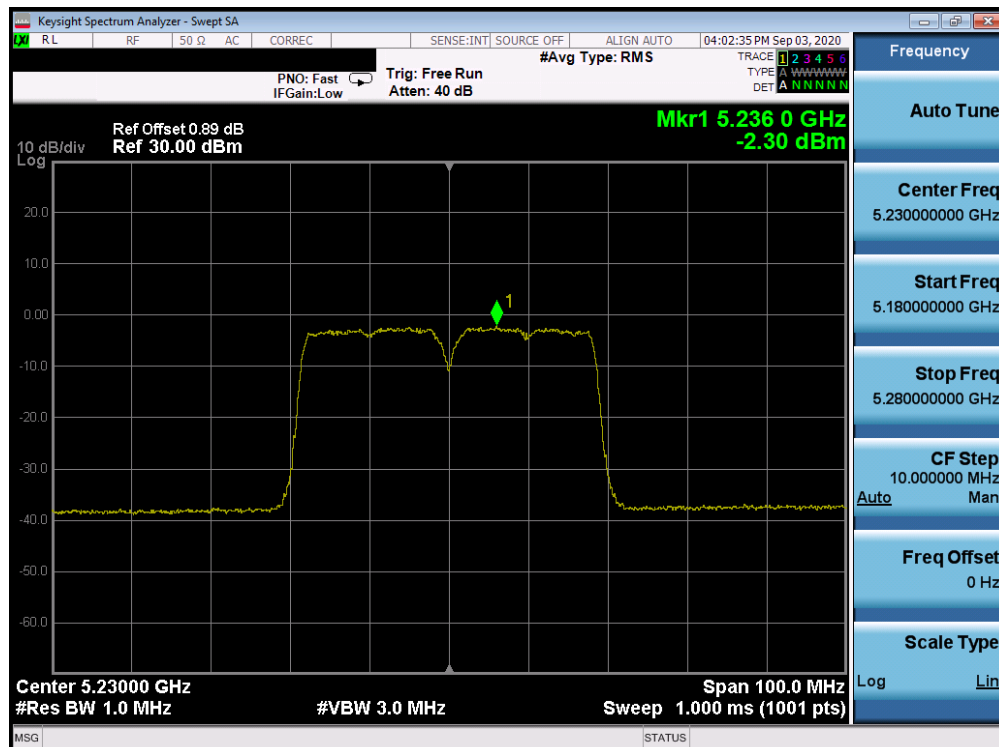


Plot 7-192. ISD Power Spectral Density Plot SDM Primary Antenna 2b (40MHz BW 802.11n (UNII Band 1) – Ch. 46)

FCC ID: BCGA2072	PCTEST Proud to be part of element	MEASUREMENT REPORT (CERTIFICATION)	Approved by: Quality Manager
Test Report S/N: 1C2004270030-12.BCG	Test Dates: 07/16/2020 - 09/08/2020	EUT Type: Tablet Device	Page 140 of 344

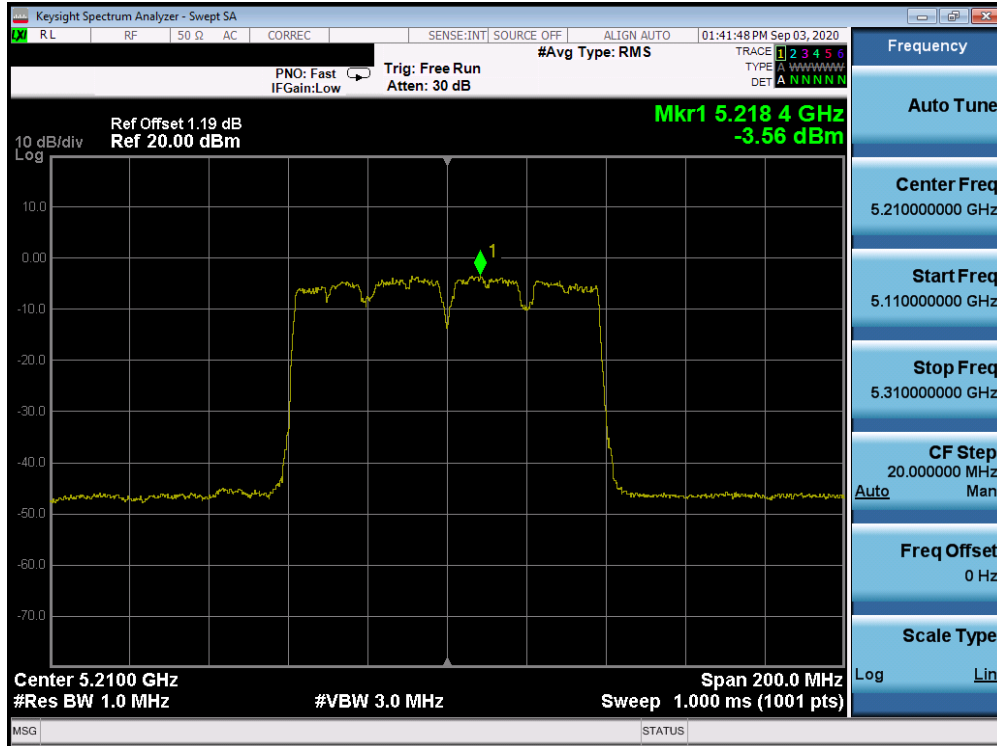


Plot 7-193. Power Spectral Density Plot CDD Primary Antenna 2a (40MHz BW 802.11n (UNII Band 1) – Ch. 46)

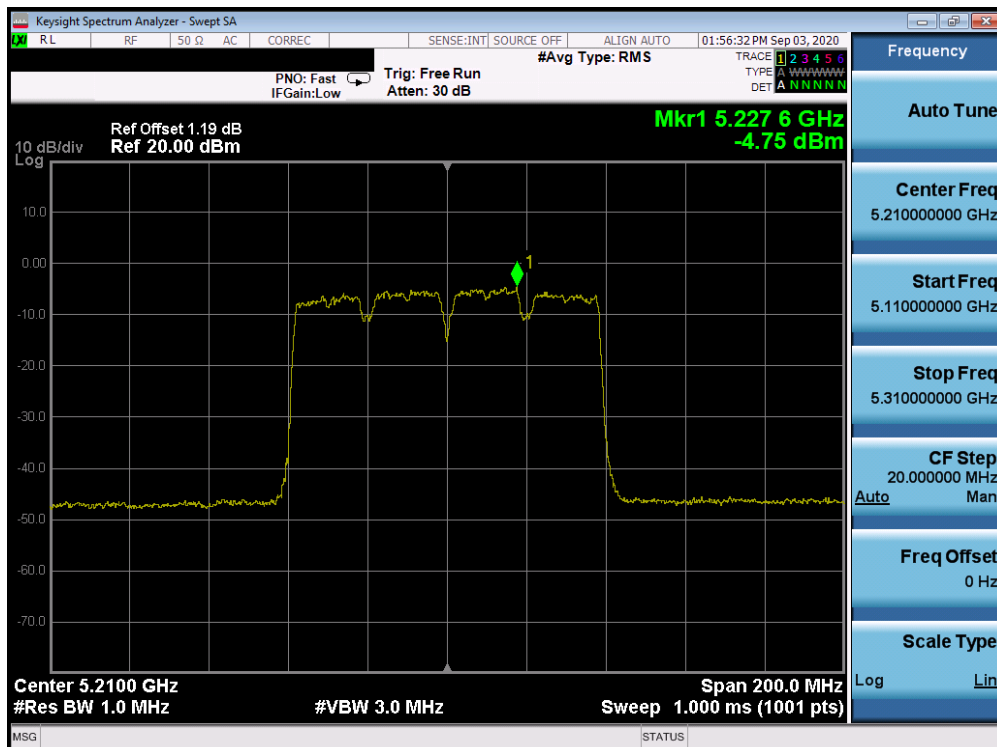


Plot 7-194. ISD Power Spectral Density Plot SDM Primary Antenna 2a (40MHz BW 802.11n (UNII Band 1) – Ch. 46)

FCC ID: BCGA2072	PCTEST Proud to be part of element	MEASUREMENT REPORT (CERTIFICATION)	Approved by: Quality Manager
Test Report S/N: 1C2004270030-12.BCG	Test Dates: 07/16/2020 - 09/08/2020	EUT Type: Tablet Device	Page 141 of 344

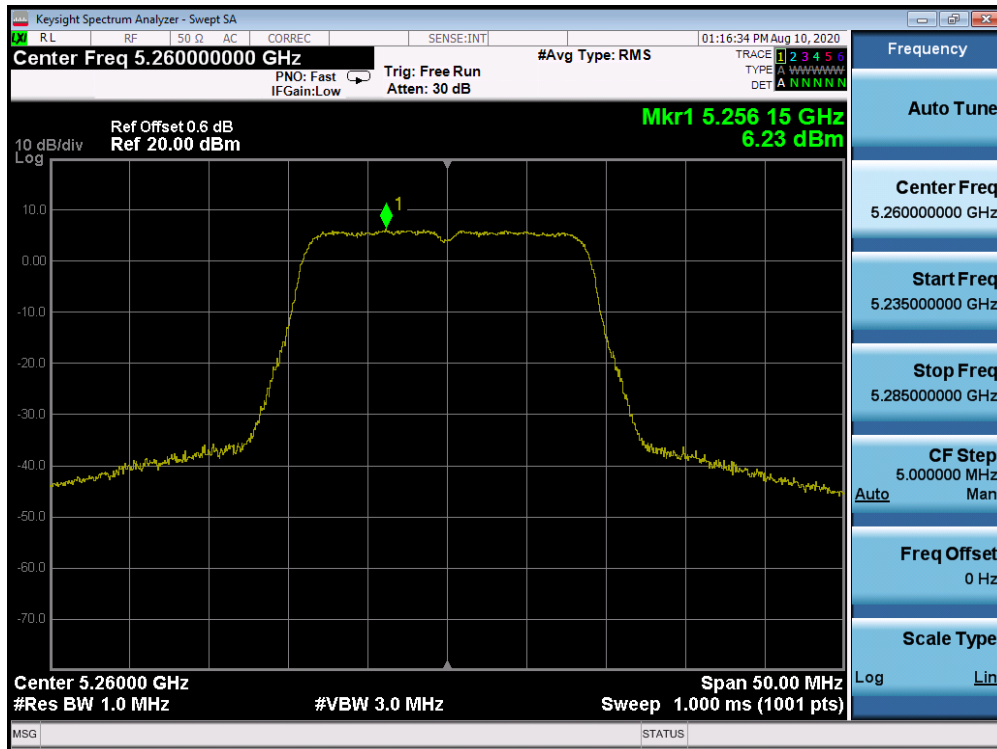


Plot 7-195. Power Spectral Density Plot CDD Primary Antenna 2b (80MHz BW 802.11ac (UNII Band 1) – Ch. 42)

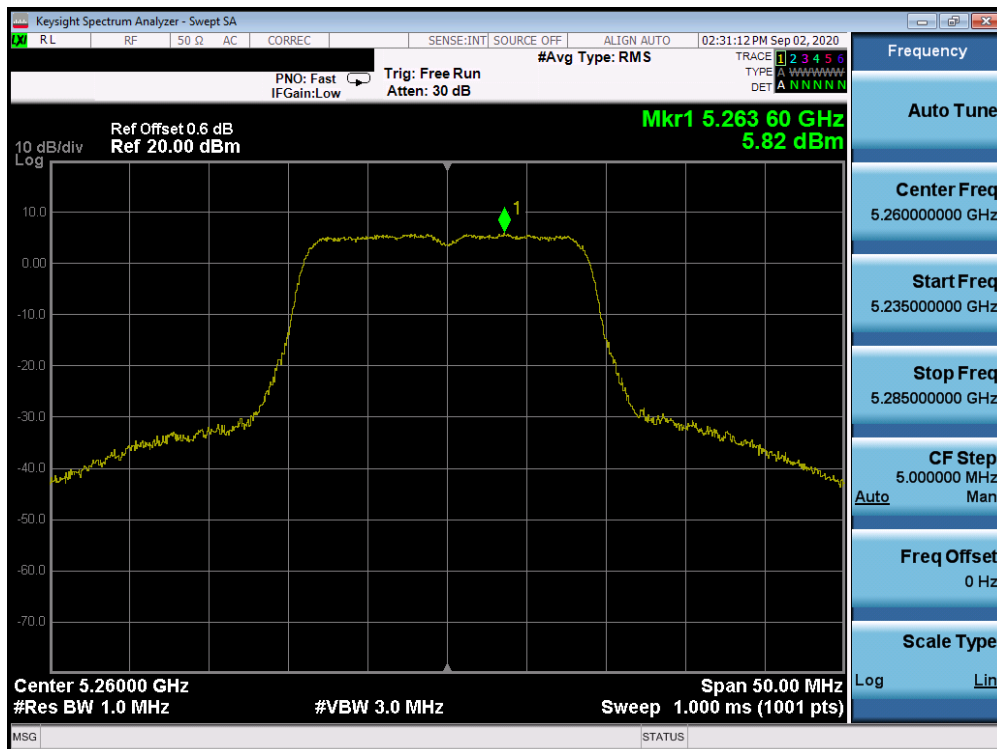


Plot 7-196. Power Spectral Density Plot CDD Primary Antenna 2a (80MHz BW 802.11ac (UNII Band 1) – Ch. 42)

FCC ID: BCGA2072		MEASUREMENT REPORT (CERTIFICATION)	Approved by: Quality Manager
Test Report S/N: 1C2004270030-12.BCG	Test Dates: 07/16/2020 - 09/08/2020	EUT Type: Tablet Device	Page 142 of 344

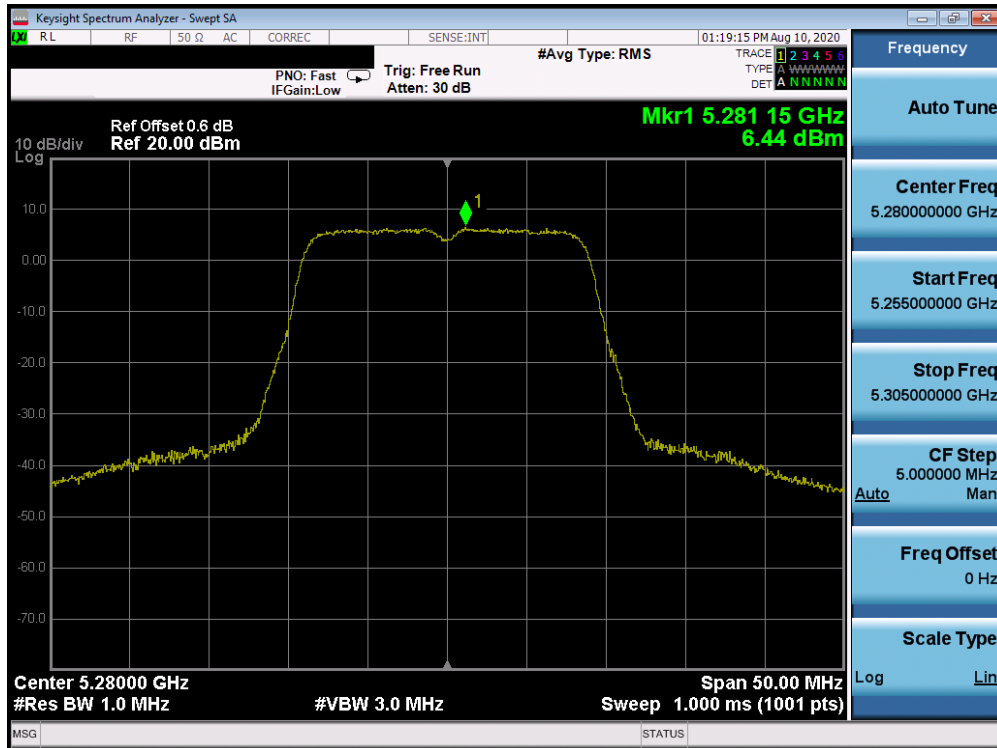


Plot 7-197. Power Spectral Density Plot CDD Primary Antenna 2b (20MHz BW 802.11n (UNII Band 2A) – Ch. 52)

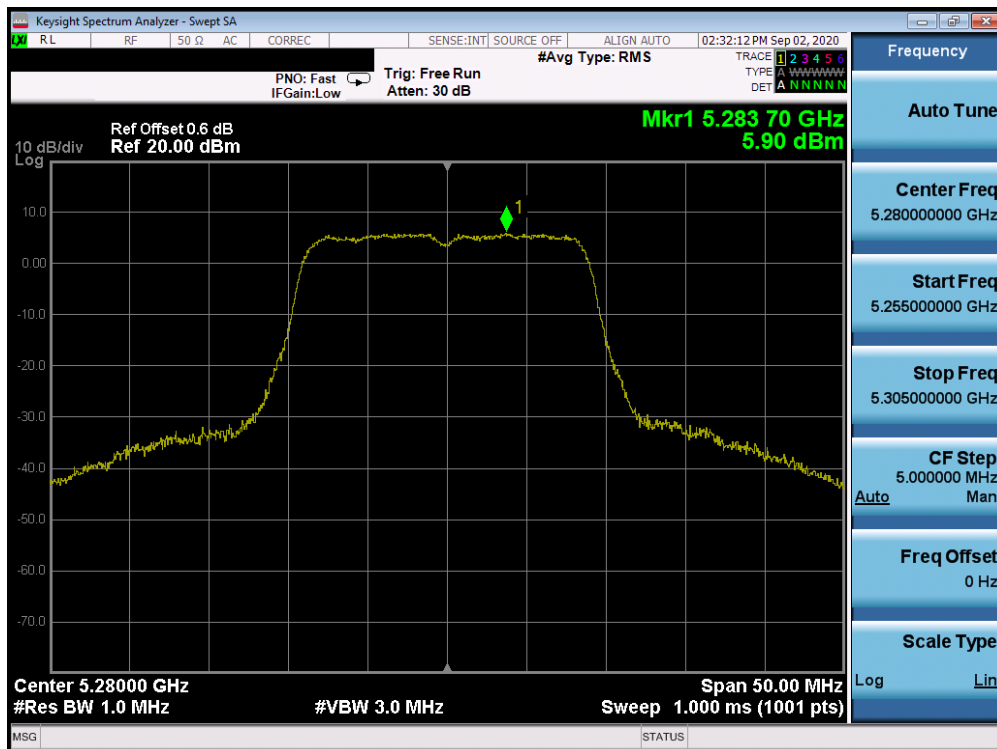


Plot 7-198. Power Spectral Density Plot CDD Primary Antenna 2a (20MHz BW 802.11n (UNII Band 2A) – Ch. 52)

FCC ID: BCGA2072	PCTEST Proud to be part of element	MEASUREMENT REPORT (CERTIFICATION)	Approved by: Quality Manager
Test Report S/N: 1C2004270030-12.BCG	Test Dates: 07/16/2020 - 09/08/2020	EUT Type: Tablet Device	Page 143 of 344

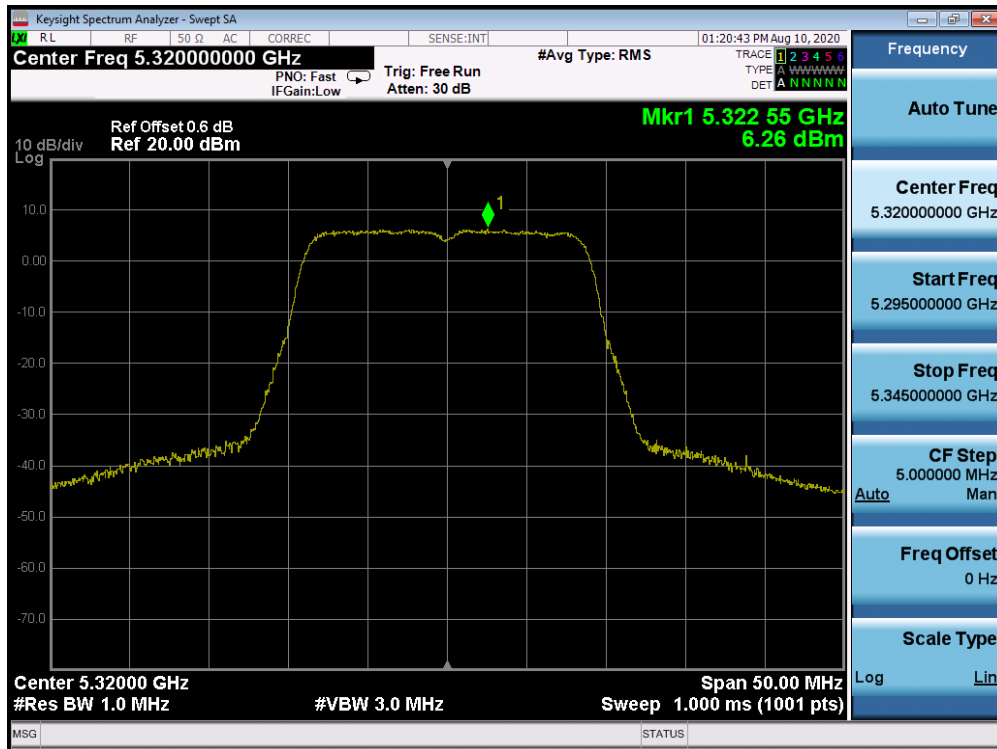


Plot 7-199. Power Spectral Density Plot CDD Primary Antenna 2b (20MHz BW 802.11n (UNII Band 2A) – Ch. 56)

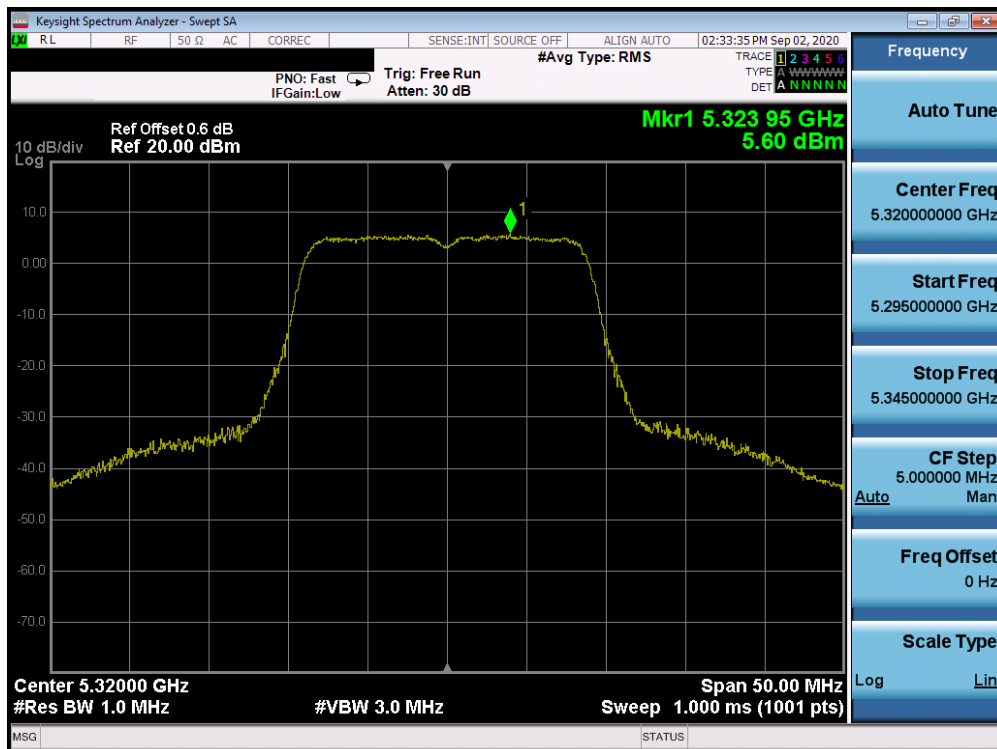


Plot 7-200. Power Spectral Density Plot CDD Primary Antenna 2a (20MHz BW 802.11n (UNII Band 2A) – Ch. 56)

FCC ID: BCGA2072	PCTEST Proud to be part of element	MEASUREMENT REPORT (CERTIFICATION)	Approved by: Quality Manager
Test Report S/N: 1C2004270030-12.BCG	Test Dates: 07/16/2020 - 09/08/2020	EUT Type: Tablet Device	Page 144 of 344

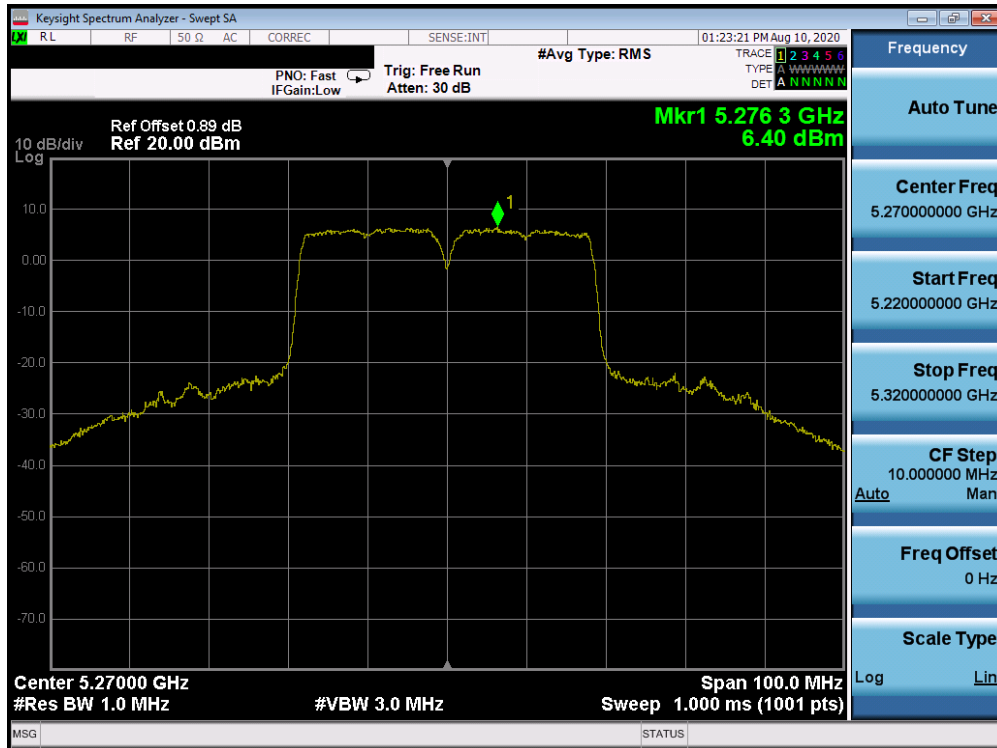


Plot 7-201. Power Spectral Density Plot CDD Primary Antenna 2b (20MHz BW 802.11n (UNII Band 2A) – Ch. 64)

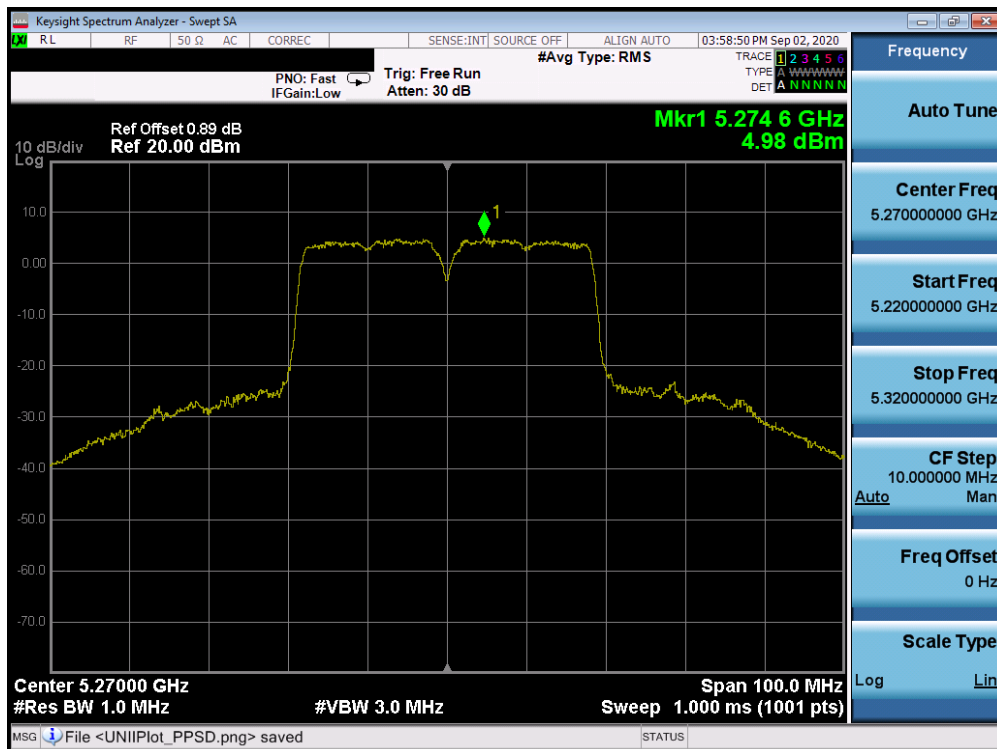


Plot 7-202. Power Spectral Density Plot CDD Primary Antenna 2a (20MHz BW 802.11n (UNII Band 2A) – Ch. 64)

FCC ID: BCGA2072	PCTEST Proud to be part of element	MEASUREMENT REPORT (CERTIFICATION)	Approved by: Quality Manager
Test Report S/N: 1C2004270030-12.BCG	Test Dates: 07/16/2020 - 09/08/2020	EUT Type: Tablet Device	Page 145 of 344

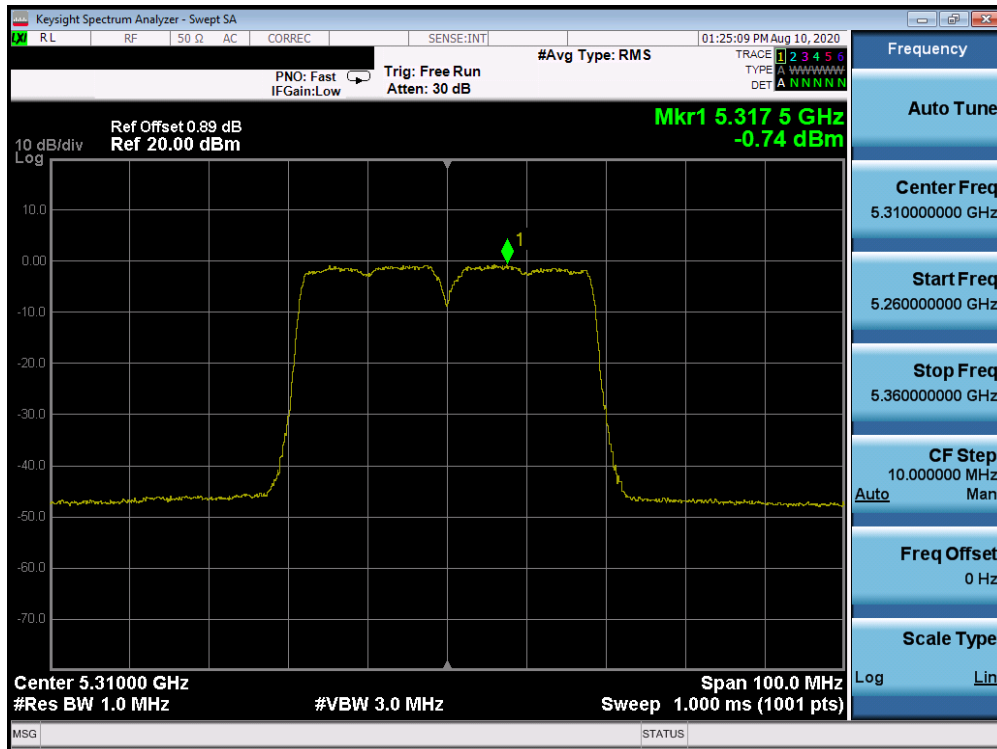


Plot 7-203. Power Spectral Density Plot CDD Primary Antenna 2b (40MHz BW 802.11n (UNII Band 2A) – Ch. 54)

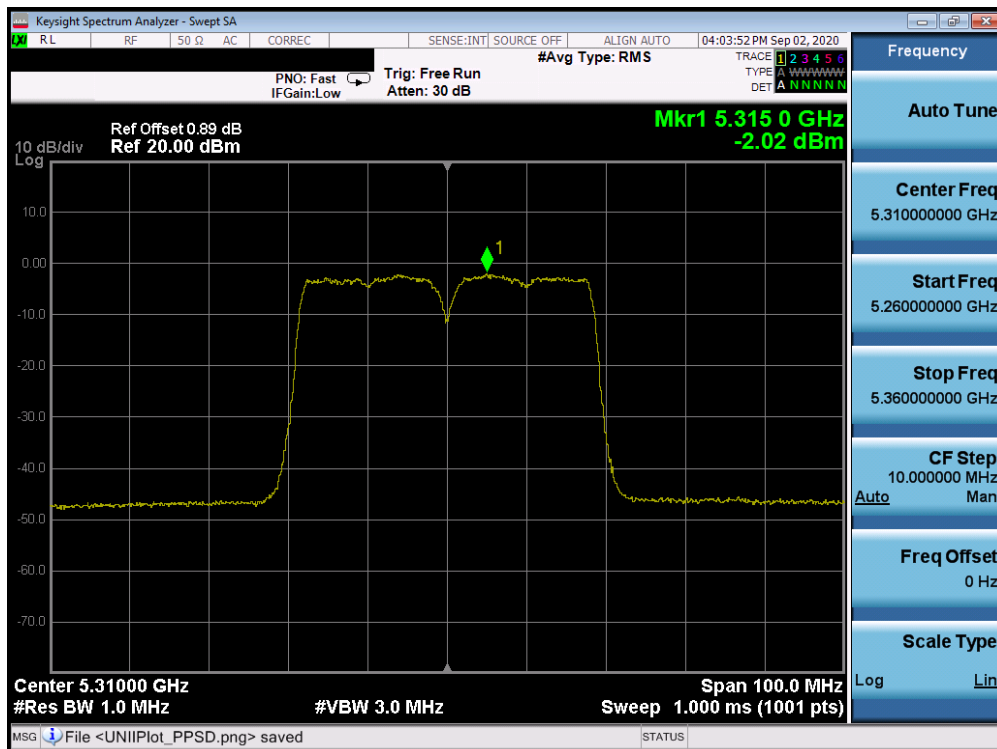


Plot 7-204. Power Spectral Density Plot CDD Primary Antenna 2a (40MHz BW 802.11n (UNII Band 2A) – Ch. 54)

FCC ID: BCGA2072		MEASUREMENT REPORT (CERTIFICATION)	Approved by: Quality Manager
Test Report S/N: 1C2004270030-12.BCG	Test Dates: 07/16/2020 - 09/08/2020	EUT Type: Tablet Device	Page 146 of 344



Plot 7-205. Power Spectral Density Plot CDD Primary Antenna 2b (40MHz BW 802.11n (UNII Band 2A) – Ch. 62)



Plot 7-206. Power Spectral Density Plot CDD Primary Antenna 2a (40MHz BW 802.11n (UNII Band 2A) – Ch. 62)

FCC ID: BCGA2072	PCTEST Proud to be part of element	MEASUREMENT REPORT (CERTIFICATION)	Approved by: Quality Manager
Test Report S/N: 1C2004270030-12.BCG	Test Dates: 07/16/2020 - 09/08/2020	EUT Type: Tablet Device	Page 147 of 344