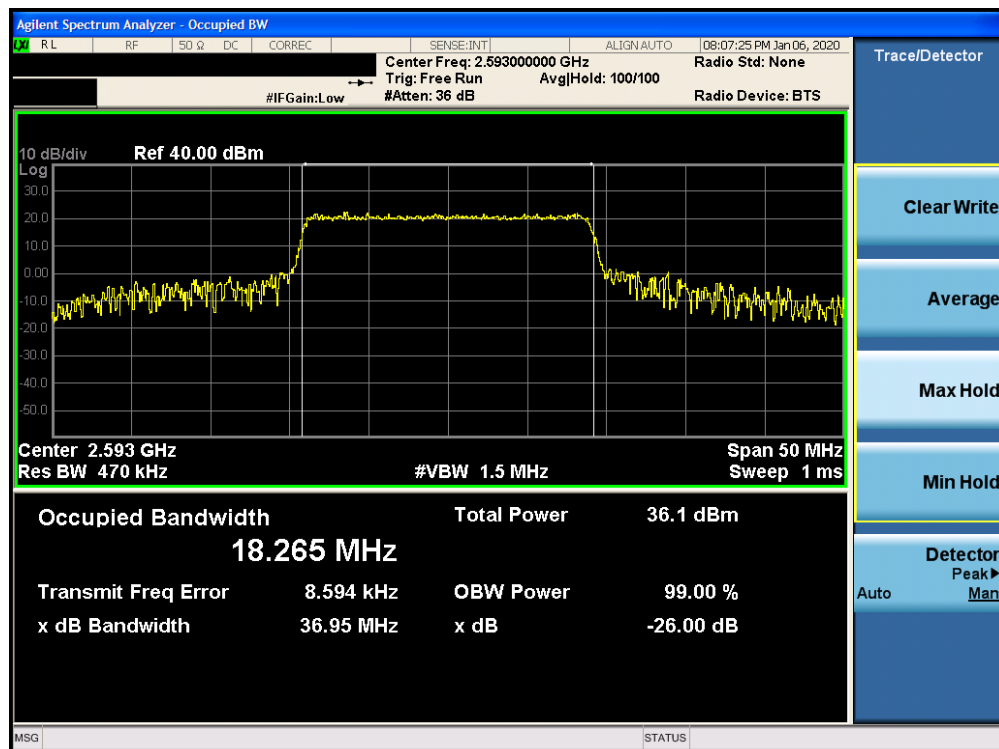
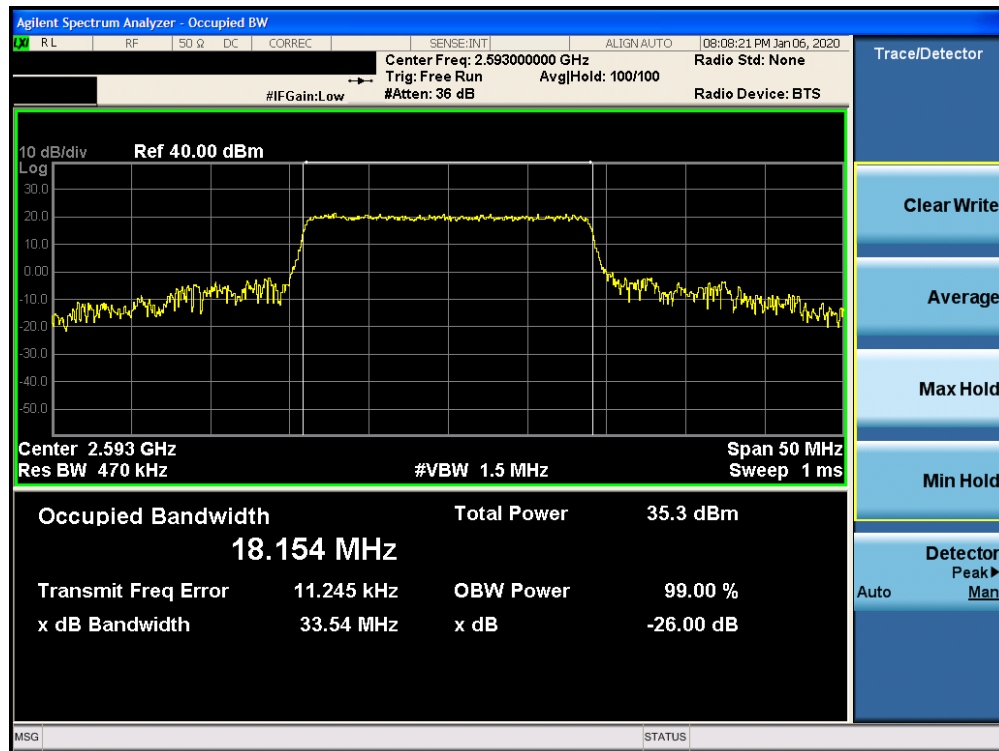


Plot 7-105. Occupied Bandwidth Plot (Band 41 – 15.0MHz 64-QAM – RB Size 75)

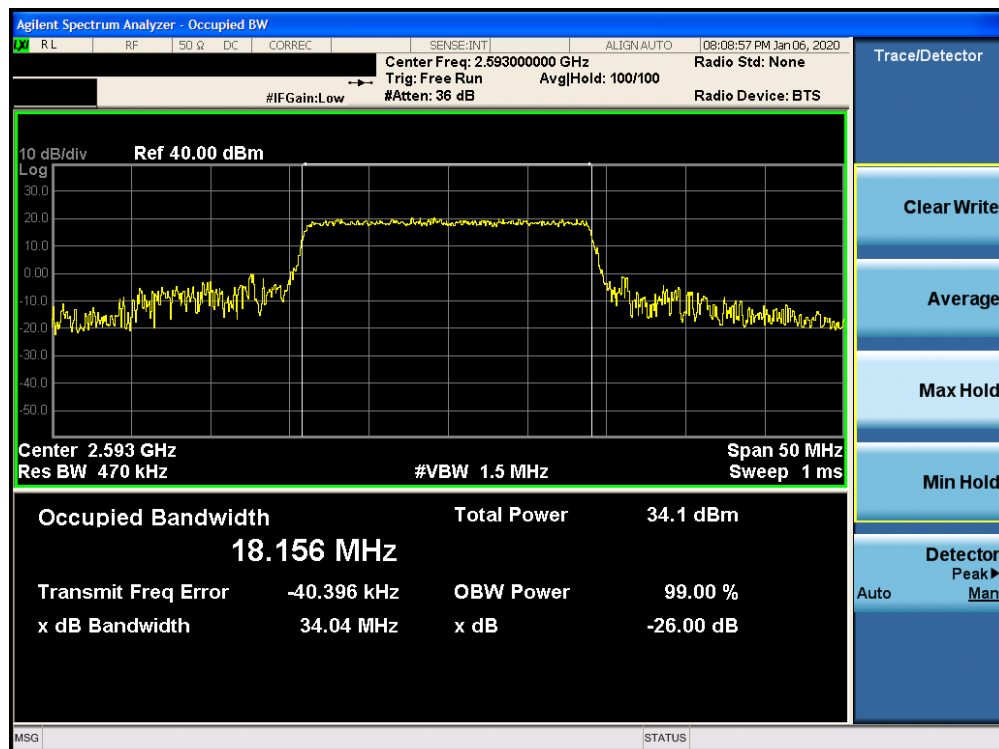


Plot 7-106. Occupied Bandwidth Plot (Band 41 – 20.0MHz QPSK – RB Size 100)

| | | | |
|---|---|---------------------------------------|---------------------------------|
| FCC ID: BCGA2068 |  | MEASUREMENT REPORT (CERTIFICATION) | Approved by: Quality Manager |
| Test Report S/N: 1C1912170051-03.BCG | Test Dates: 12/10/2019 - 02/11/2020 | EUT Type: Tablet Device | Page 75 of 421 |



Plot 7-107. Occupied Bandwidth Plot (Band 41 – 20.0MHz 16-QAM – RB Size 100)



Plot 7-108. Occupied Bandwidth Plot (Band 41 – 20.0MHz 64-QAM – RB Size 100)

| | | | |
|---|---|---------------------------------------|---------------------------------|
| FCC ID: BCGA2068 |  | MEASUREMENT REPORT (CERTIFICATION) | Approved by: Quality Manager |
| Test Report S/N: 1C1912170051-03.BCG | Test Dates: 12/10/2019 - 02/11/2020 | EUT Type: Tablet Device | Page 76 of 421 |

7.3 Spurious and Harmonic Emissions at Antenna Terminal

Test Overview

The level of the carrier and the various conducted spurious and harmonic frequencies is measured by means of a calibrated spectrum analyzer. The spectrum is scanned from the lowest frequency generated in the equipment up to a frequency including its 10th harmonic. All out of band emissions are measured with a spectrum analyzer connected to the antenna terminal of the EUT while the EUT is operating at its maximum duty cycle, at maximum power, and at the appropriate frequencies. All data rates were investigated to determine the worst case configuration. All modes of operation were investigated and the worst case configuration results are reported in this section.

The minimum permissible attenuation level of any spurious emission is $43 + \log_{10}(P_{\text{Watts}})$, where P is the transmitter power in Watts.

For Band 30, the minimum permissible attenuation level of any spurious emission <2288MHz and >2365MHz is $70 + \log_{10}(P_{\text{Watts}})$.

For Band 7 and 41, the minimum permissible attenuation level of any spurious emission is $55 + \log_{10}(P_{\text{Watts}})$.

Test Procedure Used

KDB 971168 D01 v03r01 – Section 6.0

Test Settings

1. Start frequency was set to 30MHz and stop frequency was set to at least 10 * the fundamental frequency (separated into at least two plots per channel)
2. Detector = RMS
3. Trace mode = trace average for continuous emissions, max hold for pulse emissions
4. Sweep time = auto couple
5. The trace was allowed to stabilize
6. Please see test notes below for RBW and VBW settings

Test Setup

The EUT and measurement equipment were set up as shown in the diagram below.




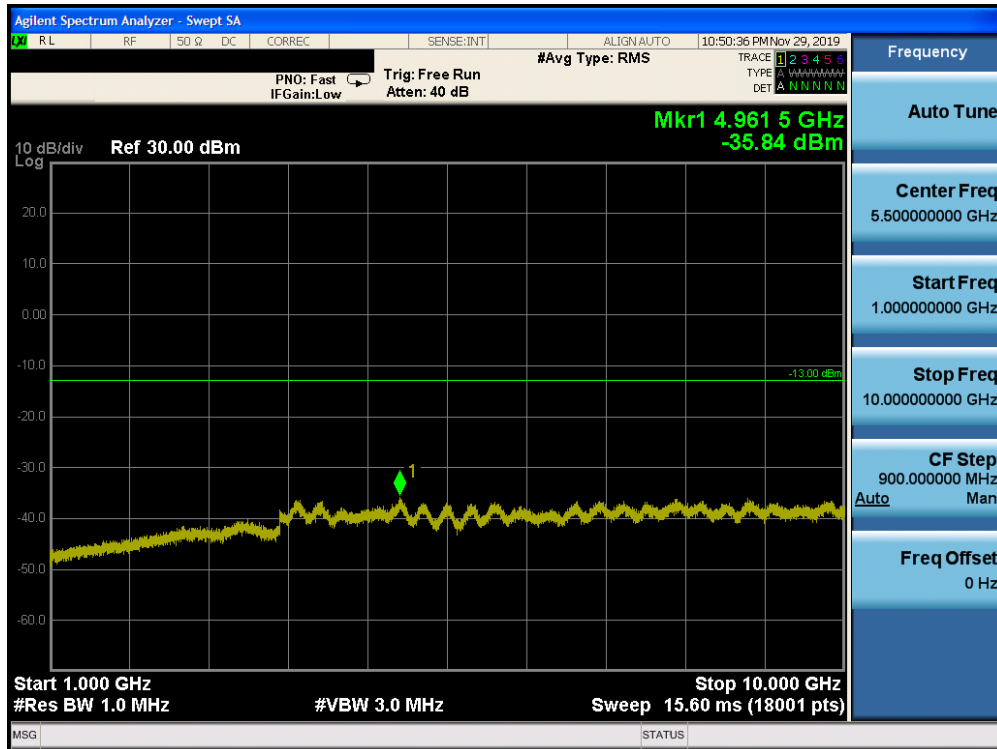
Figure 7-2. Test Instrument & Measurement Setup

Test Notes

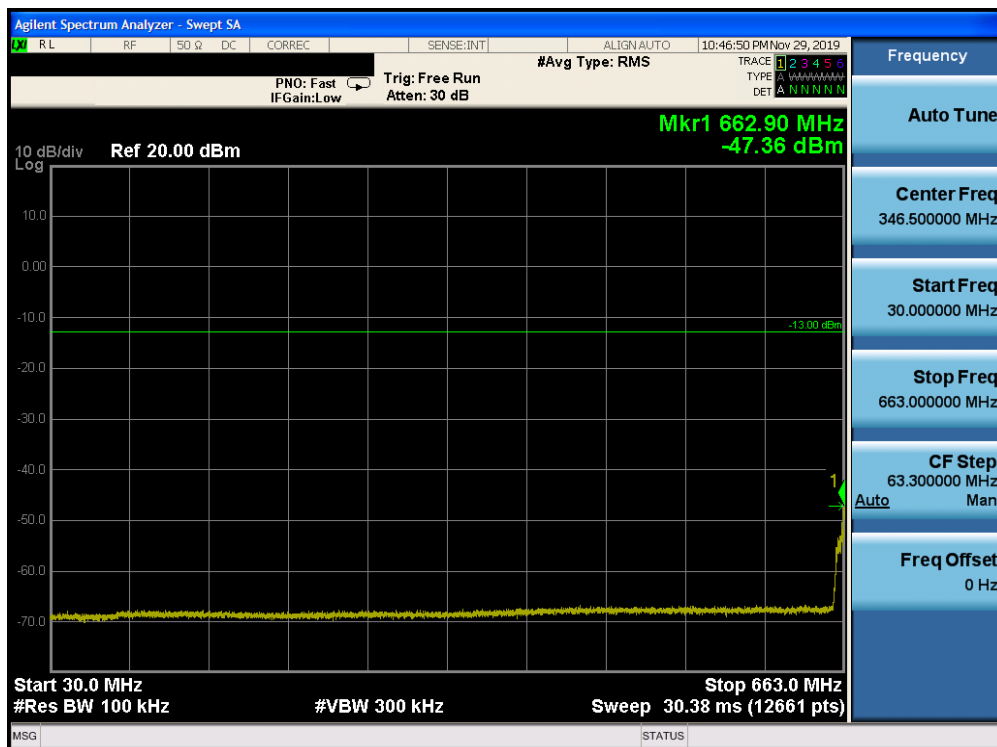
1. Compliance with the applicable limits is based on the use of measurement instrumentation employing a resolution bandwidth of 100 kHz or greater for frequencies less than 1 GHz and 1 MHz or greater for frequencies greater than 1 GHz. However, in the 1 MHz bands immediately outside and adjacent to the frequency block a resolution bandwidth of at least one percent of the emission bandwidth of the fundamental emission of the transmitter may be employed. The emission bandwidth is defined as the width of the signal between two points, one below the carrier center frequency and one above the carrier center frequency, outside of which all emission are attenuated at least 26 dB below the transmitter power.
2. All ports were tested and only the worst case data were reported.
3. Refer to Table 2-1 Section 2.3 of this test report for correlation between Antennas and Ports.

| | | | |
|---|---|---------------------------------------|---------------------------------|
| FCC ID: BCGA2068 |  | MEASUREMENT REPORT (CERTIFICATION) | Approved by: Quality Manager |
| Test Report S/N: 1C1912170051-03.BCG | Test Dates: 12/10/2019 - 02/11/2020 | EUT Type: Tablet Device | Page 77 of 421 |

V 9.5 12/16/2019

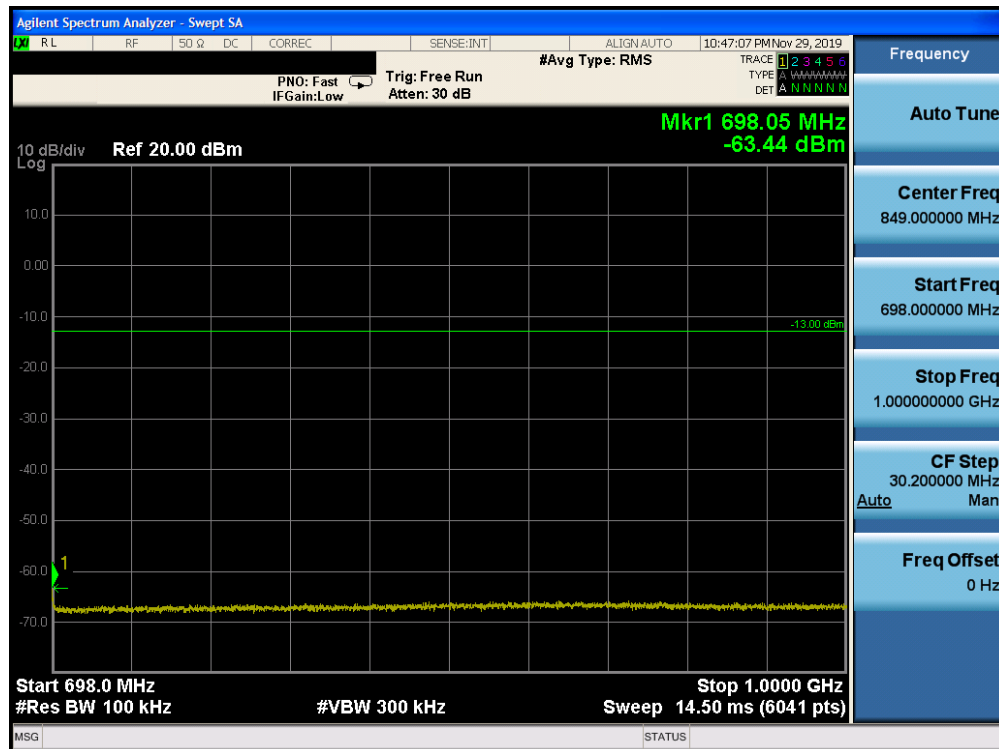


Plot 7-111. Conducted Spurious Plot (Band 71 – 20.0MHz QPSK – RB Size 1, RB Offset 0 – Low Channel)

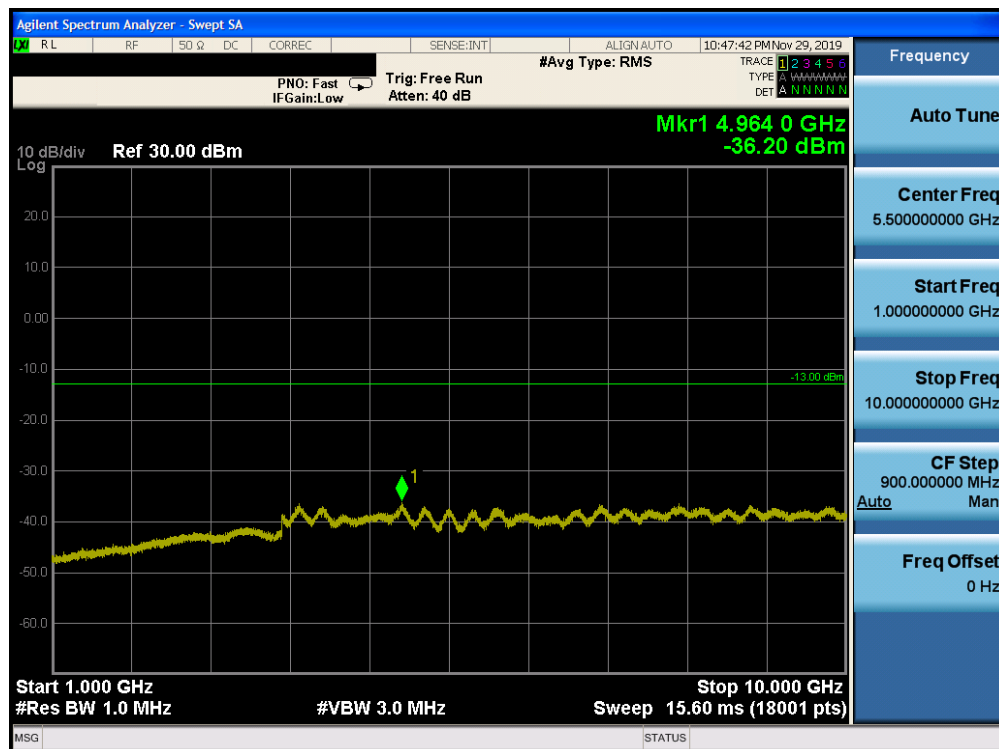


Plot 7-112. Conducted Spurious Plot (Band 71 – 20.0MHz QPSK – RB Size 1, RB Offset 0 – Mid Channel)

| | | | |
|---|--|---------------------------------------|---------------------------------|
| FCC ID: BCGA2068 | PCTEST | MEASUREMENT REPORT (CERTIFICATION) | Approved by: Quality Manager |
| Test Report S/N: 1C1912170051-03.BCG | Test Dates: 12/10/2019 - 02/11/2020 | EUT Type: Tablet Device | Page 79 of 421 |

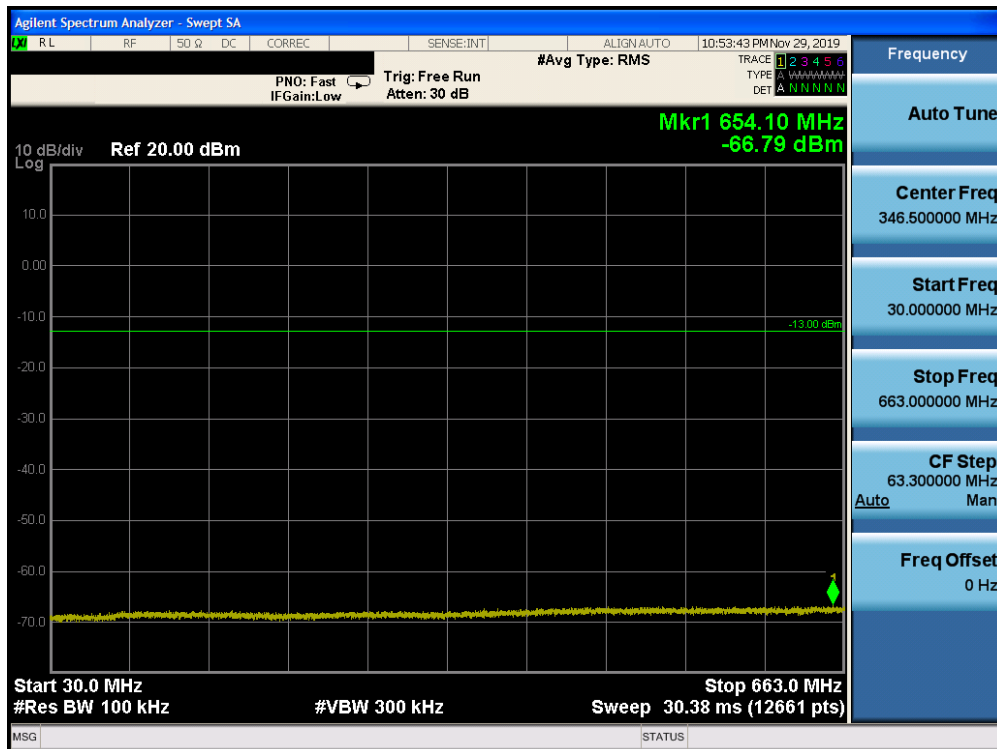


Plot 7-113. Conducted Spurious Plot (Band 71 – 20.0MHz QPSK – RB Size 1, RB Offset 0 – Mid Channel)

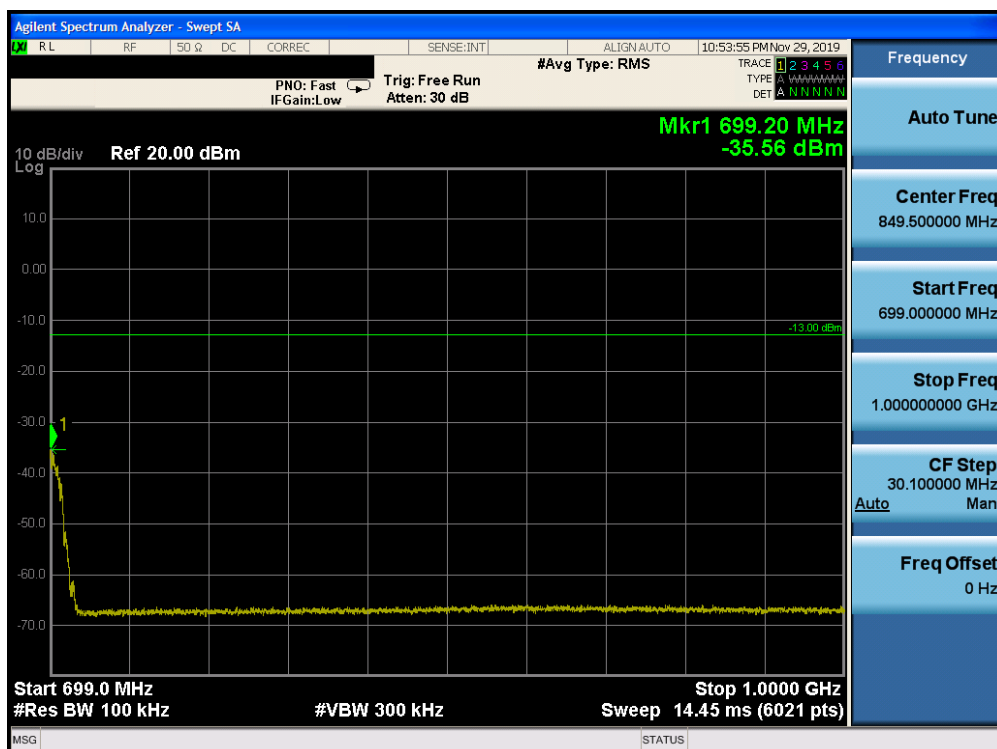


Plot 7-114. Conducted Spurious Plot (Band 71 – 20.0MHz QPSK – RB Size 1, RB Offset 0 – Mid Channel)

| | | | |
|---|---|---------------------------------------|---------------------------------|
| FCC ID: BCGA2068 |  | MEASUREMENT REPORT (CERTIFICATION) | Approved by: Quality Manager |
| Test Report S/N: 1C1912170051-03.BCG | Test Dates: 12/10/2019 - 02/11/2020 | EUT Type: Tablet Device | Page 80 of 421 |

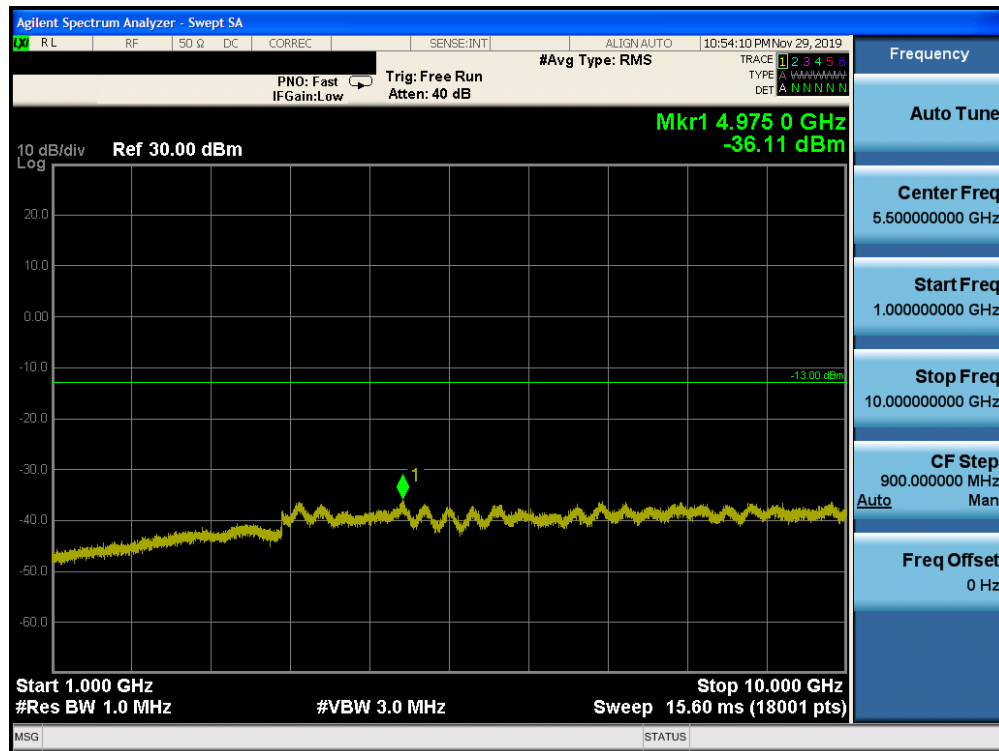


Plot 7-115. Conducted Spurious Plot (Band 71 – 20.0MHz QPSK – RB Size 1, RB Offset 0 – High Channel)



Plot 7-116. Conducted Spurious Plot (Band 71 – 20.0MHz QPSK – RB Size 1, RB Offset 0 – High Channel)

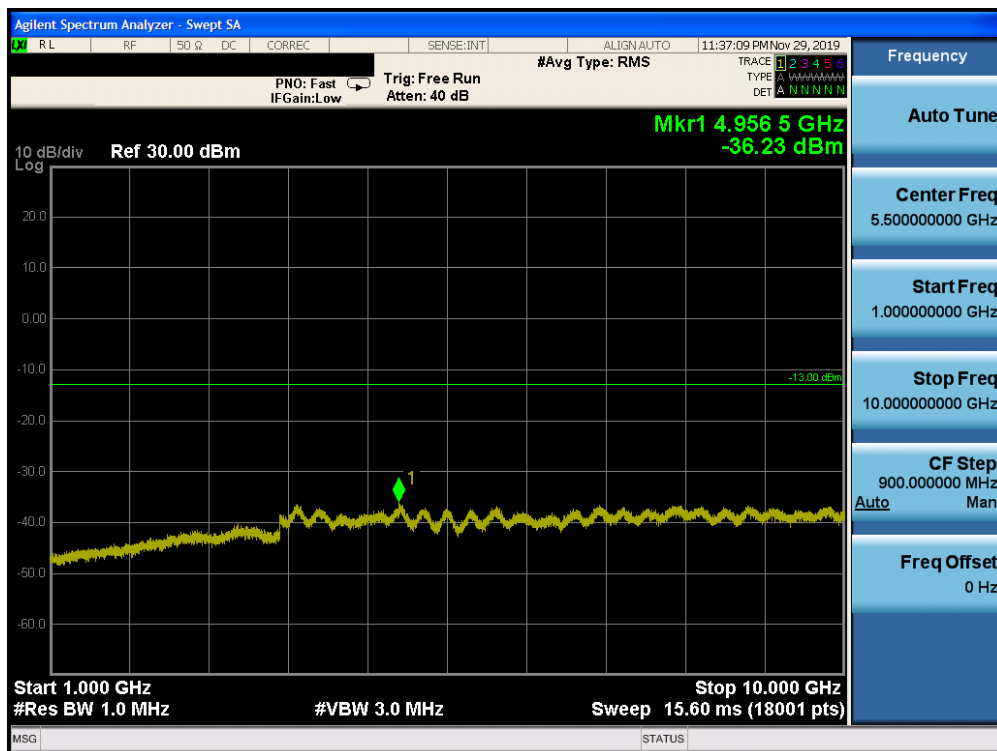
| | | | |
|--|---|-----------------------------------|--|
| FCC ID: BCGA2068 |  MEASUREMENT REPORT (CERTIFICATION) | | Approved by: Quality Manager |
| Test Report S/N: 1C1912170051-03.BCG | Test Dates: 12/10/2019 - 02/11/2020 | EUT Type: Tablet Device | Page 81 of 421 |



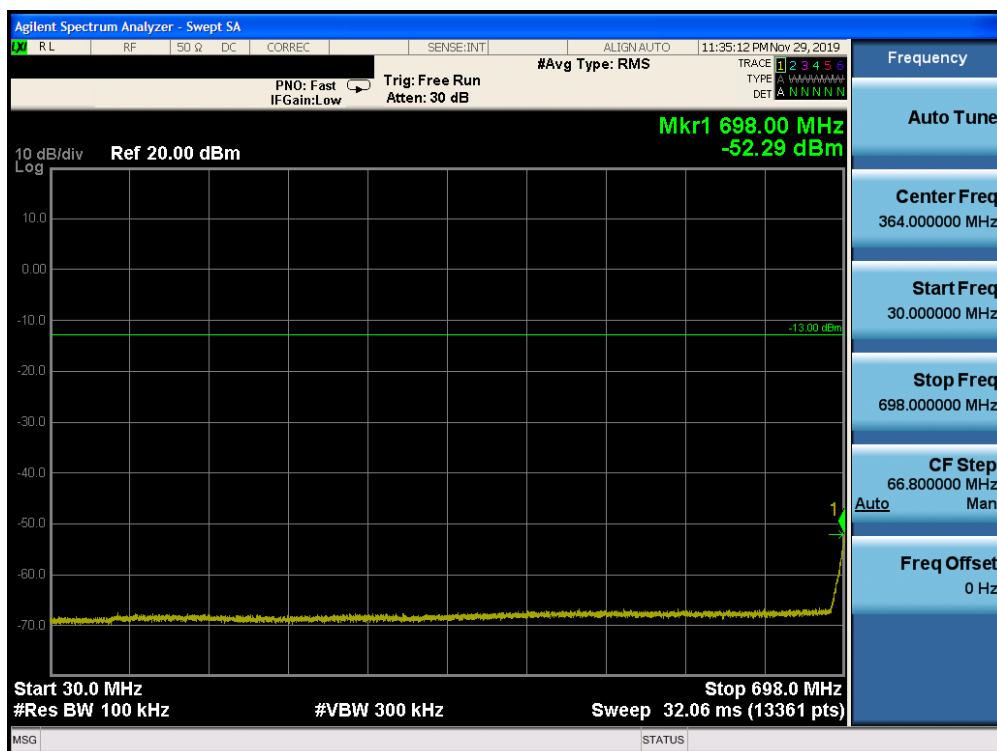
Plot 7-117. Conducted Spurious Plot (Band 71 – 20.0MHz QPSK – RB Size 1, RB Offset 0 – High Channel)

| | | | |
|---|---|---------------------------------------|---------------------------------|
| FCC ID: BCGA2068 |  | MEASUREMENT REPORT (CERTIFICATION) | Approved by: Quality Manager |
| Test Report S/N: 1C1912170051-03.BCG | Test Dates: 12/10/2019 - 02/11/2020 | EUT Type: Tablet Device | Page 82 of 421 |

V 9.5 12/16/2019

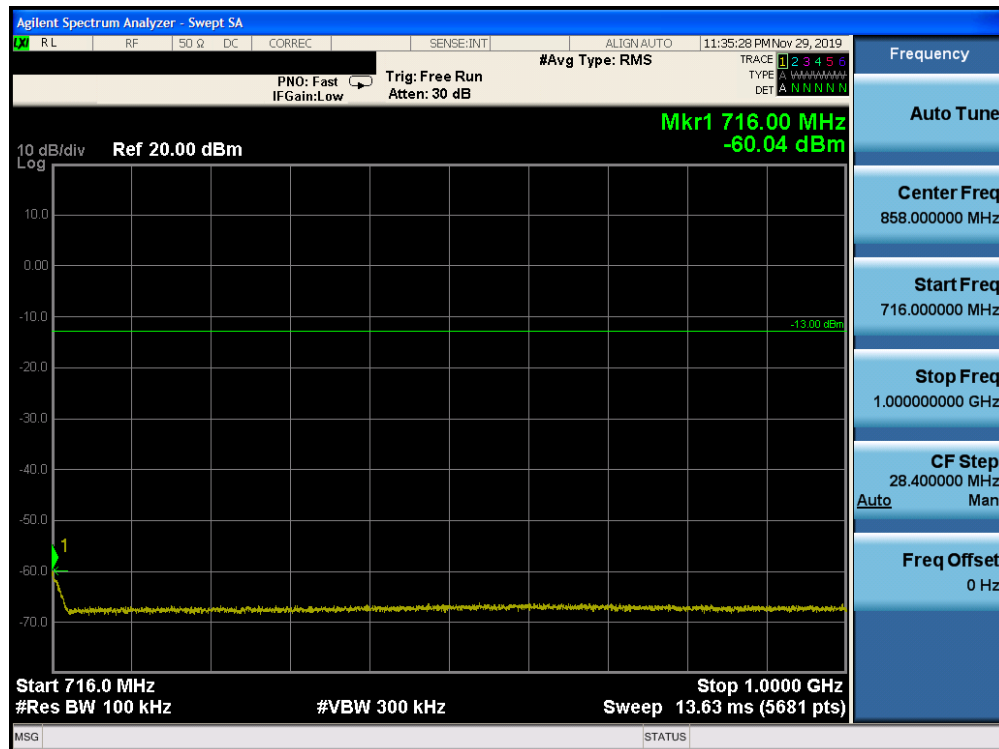


Plot 7-120. Conducted Spurious Plot (Band 12/17 – 10.0MHz QPSK – RB Size 1, RB Offset 0 – Low Channel)

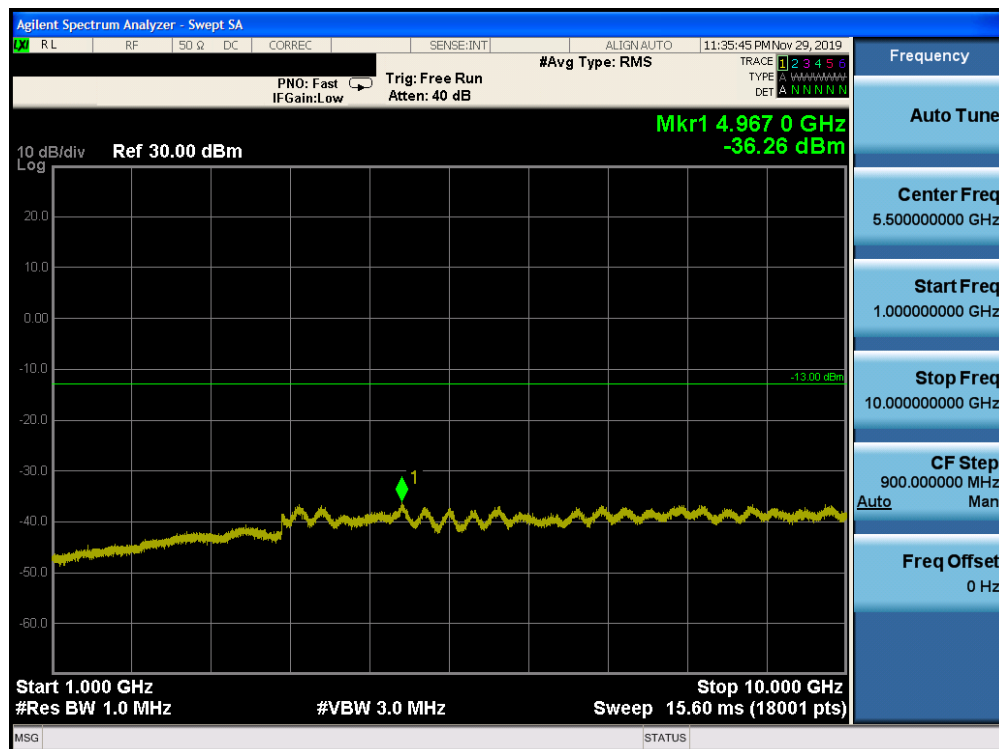


Plot 7-121. Conducted Spurious Plot (Band 12/17 – 10.0MHz QPSK – RB Size 1, RB Offset 0 – Mid Channel)

| | | | |
|--|---|-----------------------------------|--|
| FCC ID: BCGA2068 |  MEASUREMENT REPORT (CERTIFICATION) | | Approved by: Quality Manager |
| Test Report S/N: 1C1912170051-03.BCG | Test Dates: 12/10/2019 - 02/11/2020 | EUT Type: Tablet Device | Page 84 of 421 |

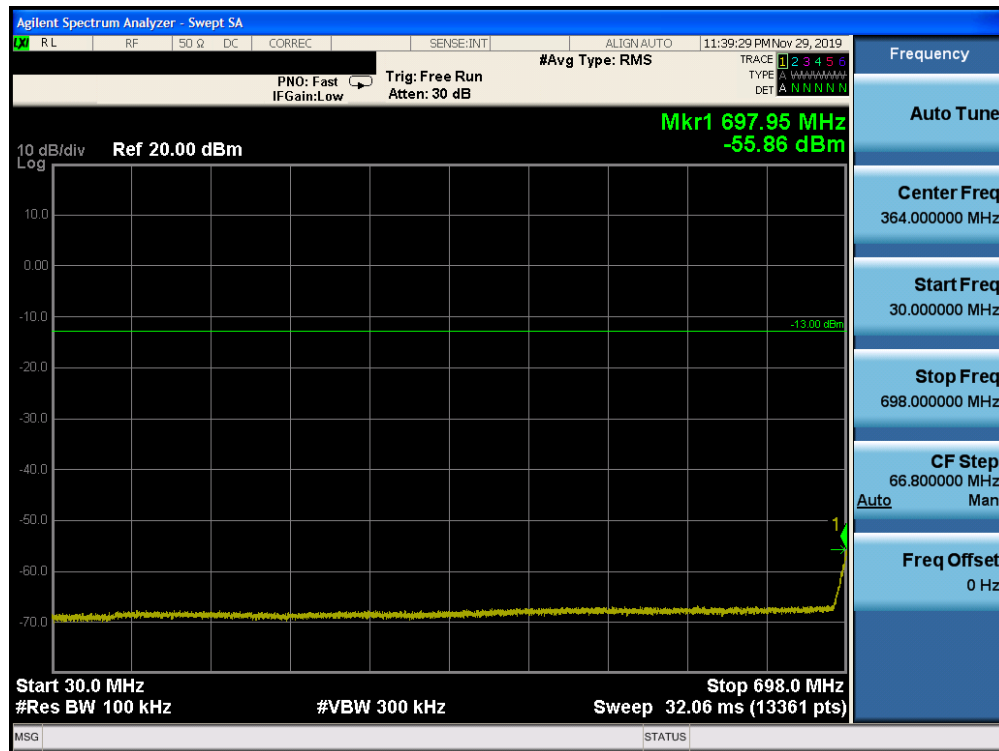


Plot 7-122. Conducted Spurious Plot (Band 12/17 – 10.0MHz QPSK – RB Size 1, RB Offset 0 – Mid Channel)

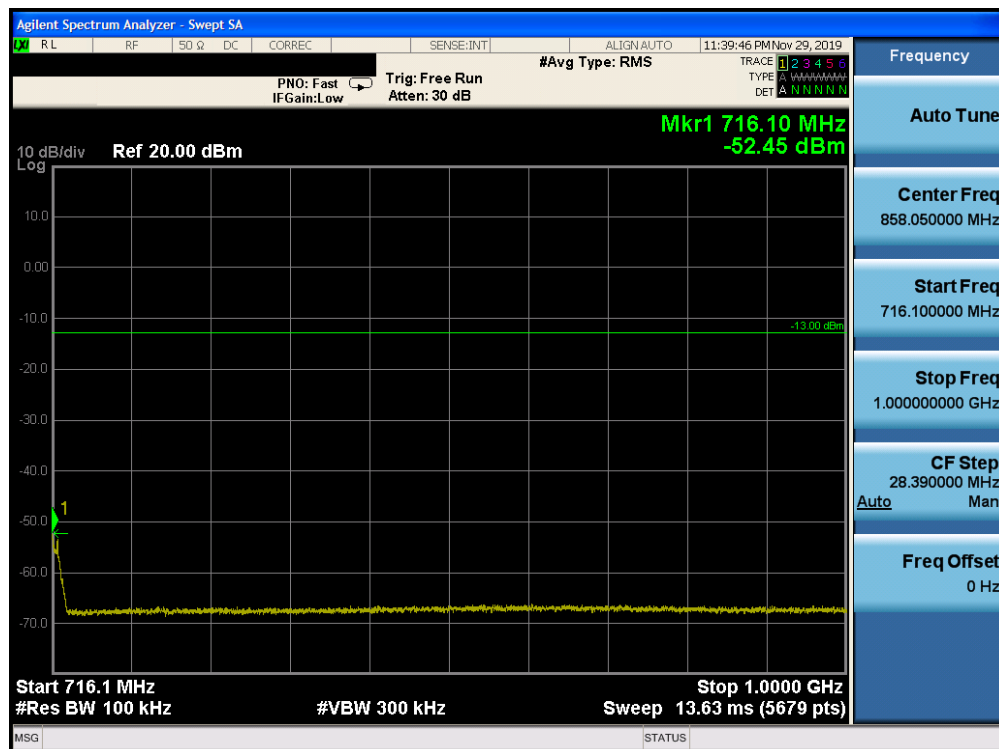


Plot 7-123. Conducted Spurious Plot (Band 12/17 – 10.0MHz QPSK – RB Size 1, RB Offset 0 – Mid Channel)

| | | | |
|---|---|---------------------------------------|---------------------------------|
| FCC ID: BCGA2068 |  | MEASUREMENT REPORT (CERTIFICATION) | Approved by: Quality Manager |
| Test Report S/N: 1C1912170051-03.BCG | Test Dates: 12/10/2019 - 02/11/2020 | EUT Type: Tablet Device | Page 85 of 421 |

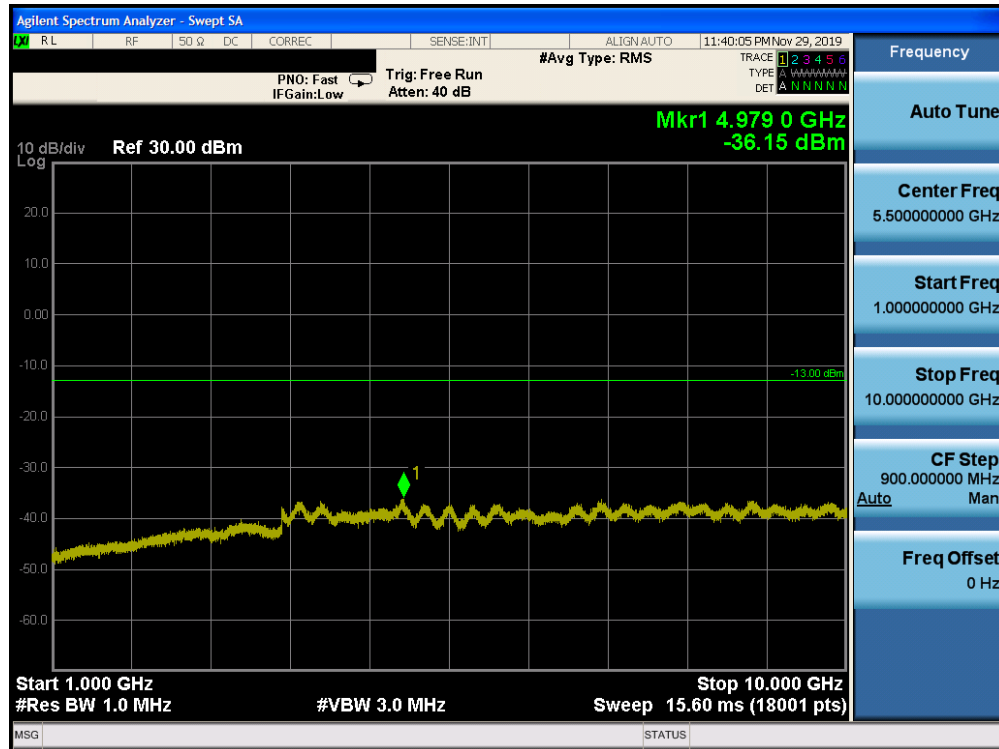


Plot 7-124. Conducted Spurious Plot (Band 12/17 – 10.0MHz QPSK – RB Size 1, RB Offset 0 – High Channel)



Plot 7-125. Conducted Spurious Plot (Band 12/17 – 10.0MHz QPSK – RB Size 1, RB Offset 0 – High Channel)

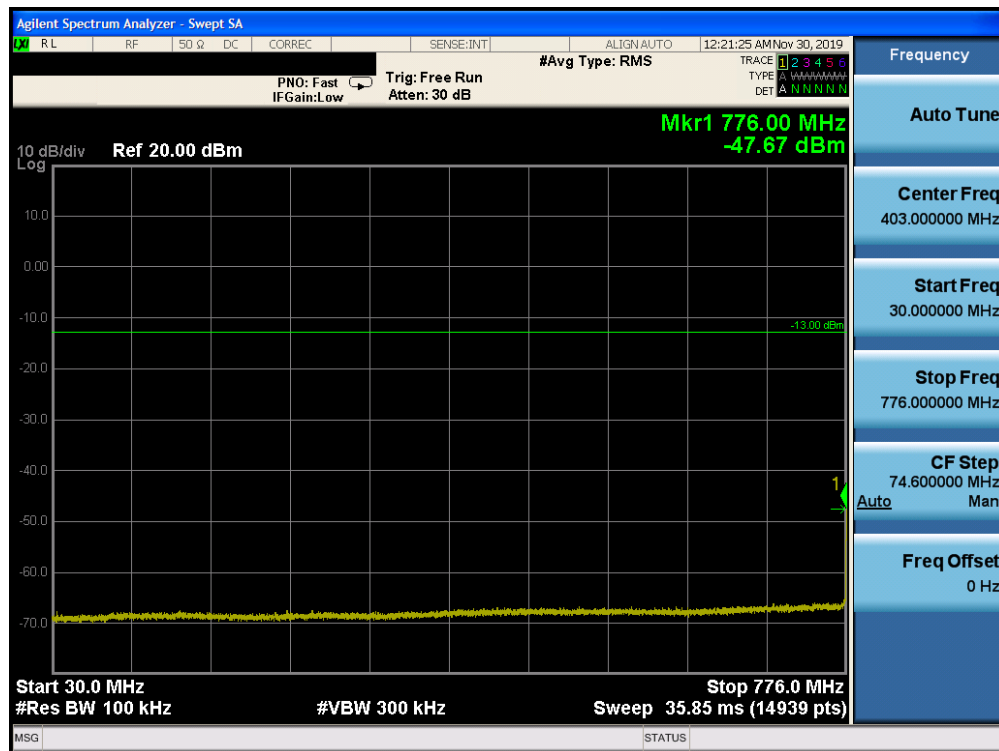
| | | | |
|---|---|---------------------------------------|---------------------------------|
| FCC ID: BCGA2068 |  | MEASUREMENT REPORT (CERTIFICATION) | Approved by: Quality Manager |
| Test Report S/N: 1C1912170051-03.BCG | Test Dates: 12/10/2019 - 02/11/2020 | EUT Type: Tablet Device | Page 86 of 421 |



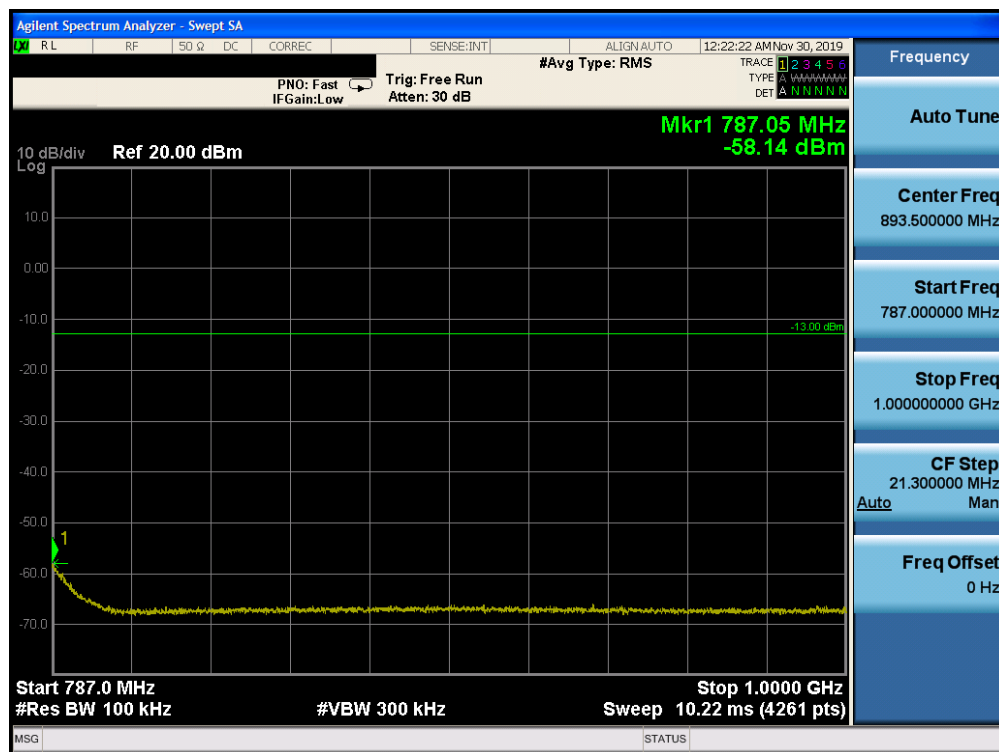
Plot 7-126. Conducted Spurious Plot (Band 12/17 – 10.0MHz QPSK – RB Size 1, RB Offset 0 – High Channel)

| | | | |
|---|---|---------------------------------------|---------------------------------|
| FCC ID: BCGA2068 |  | MEASUREMENT REPORT (CERTIFICATION) | Approved by: Quality Manager |
| Test Report S/N: 1C1912170051-03.BCG | Test Dates: 12/10/2019 - 02/11/2020 | EUT Type: Tablet Device | Page 87 of 421 |

Band 13

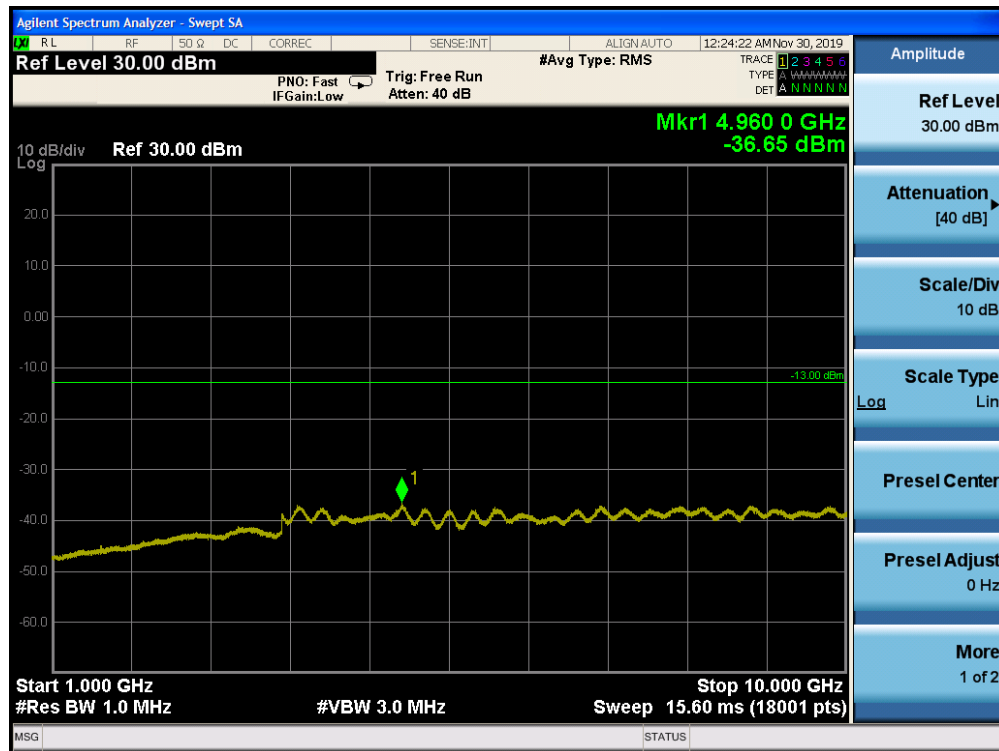


Plot 7-127. Conducted Spurious Plot (Band 13 – 5.0MHz QPSK – RB Size 1, RB Offset 0 – Low Channel)

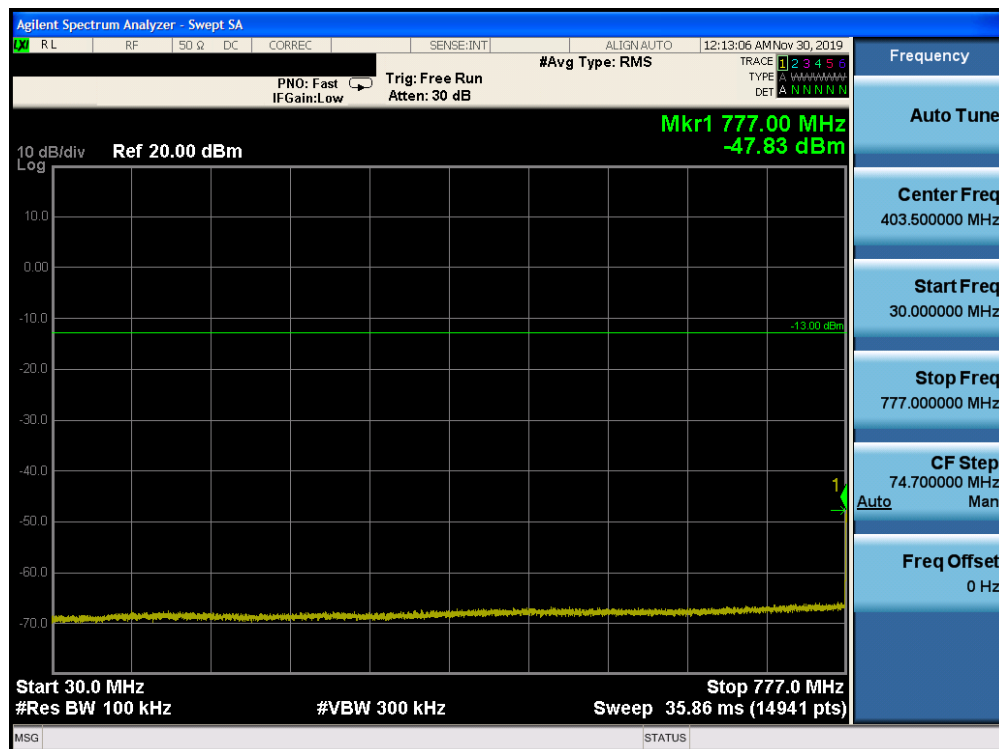


Plot 7-128. Conducted Spurious Plot (Band 13 – 5.0MHz QPSK – RB Size 1, RB Offset 0 – Low Channel)

| | | | |
|---|---|---------------------------------------|---------------------------------|
| FCC ID: BCGA2068 |  | MEASUREMENT REPORT (CERTIFICATION) | Approved by: Quality Manager |
| Test Report S/N: 1C1912170051-03.BCG | Test Dates: 12/10/2019 - 02/11/2020 | EUT Type: Tablet Device | Page 88 of 421 |

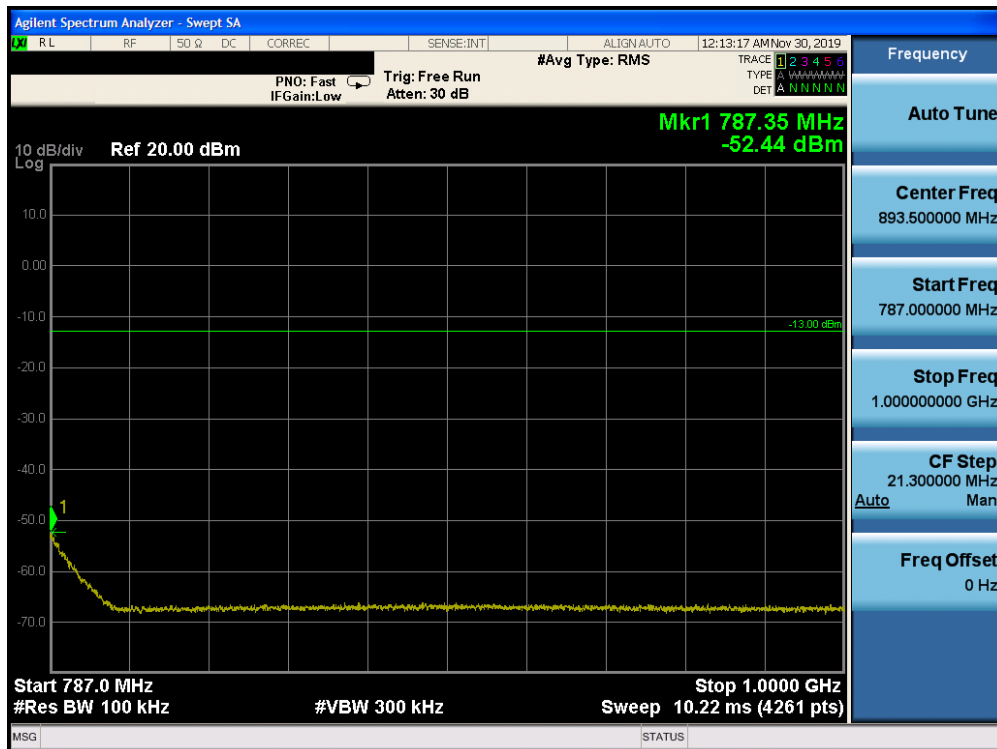


Plot 7-129. Conducted Spurious Plot (Band 13 – 5.0MHz QPSK – RB Size 1, RB Offset 0 – Low Channel)

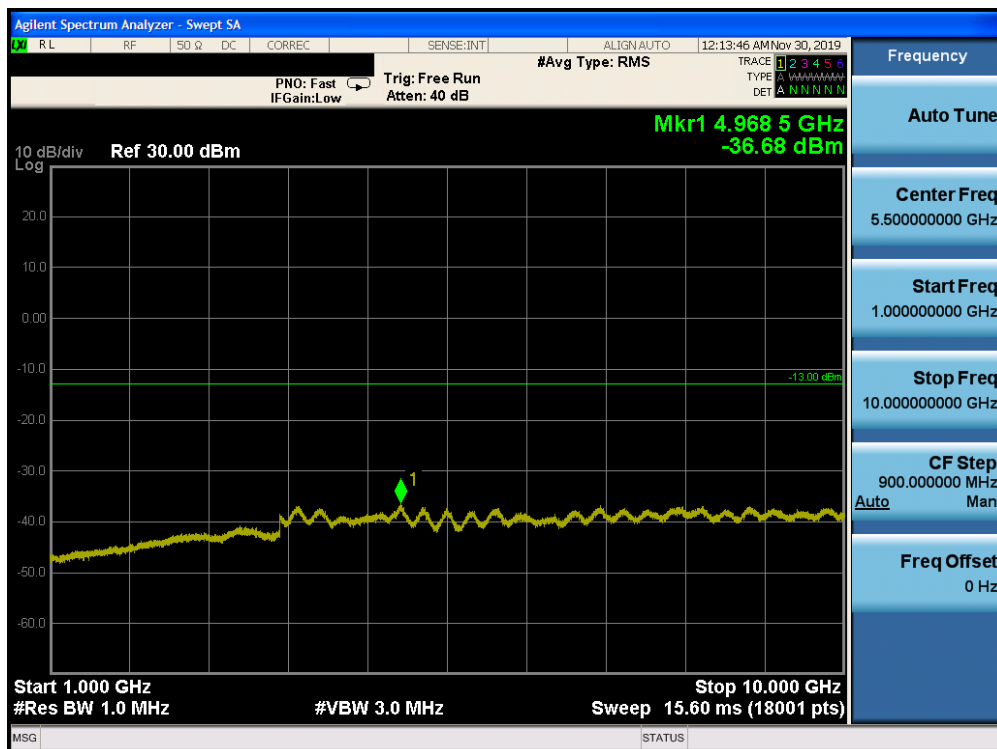


Plot 7-130. Conducted Spurious Plot (Band 13 – 5.0MHz QPSK – RB Size 1, RB Offset 0 – Mid Channel)

| | | | |
|---|---|---------------------------------------|---------------------------------|
| FCC ID: BCGA2068 |  | MEASUREMENT REPORT (CERTIFICATION) | Approved by: Quality Manager |
| Test Report S/N: 1C1912170051-03.BCG | Test Dates: 12/10/2019 - 02/11/2020 | EUT Type: Tablet Device | Page 89 of 421 |

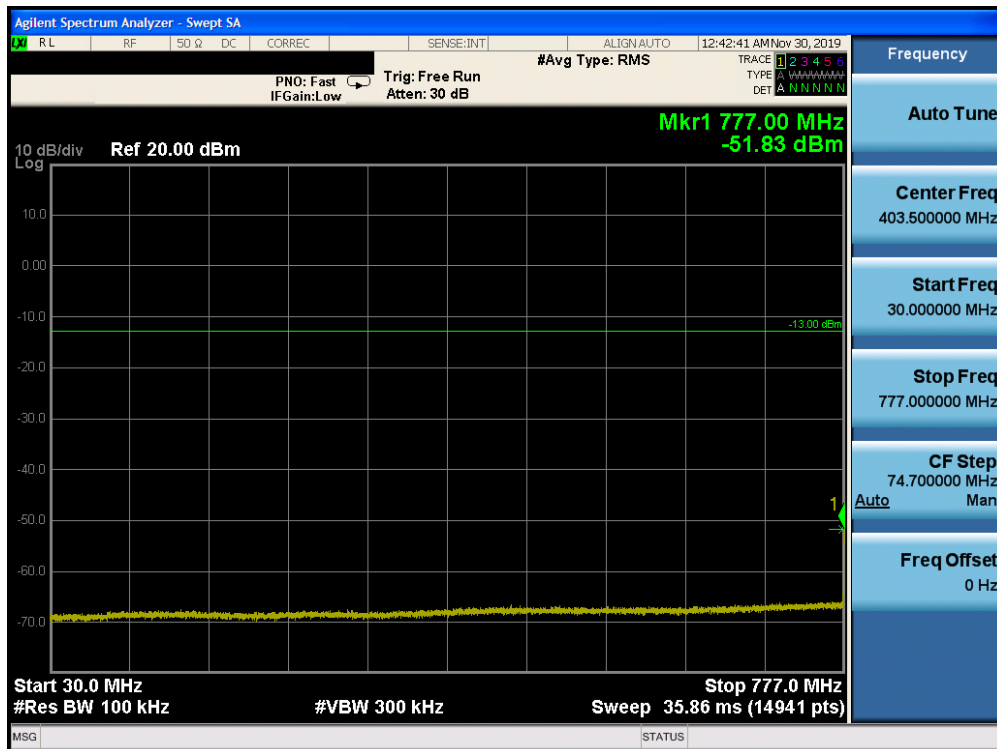


Plot 7-131. Conducted Spurious Plot (Band 13 – 5.0MHz QPSK – RB Size 1, RB Offset 0 – Mid Channel)

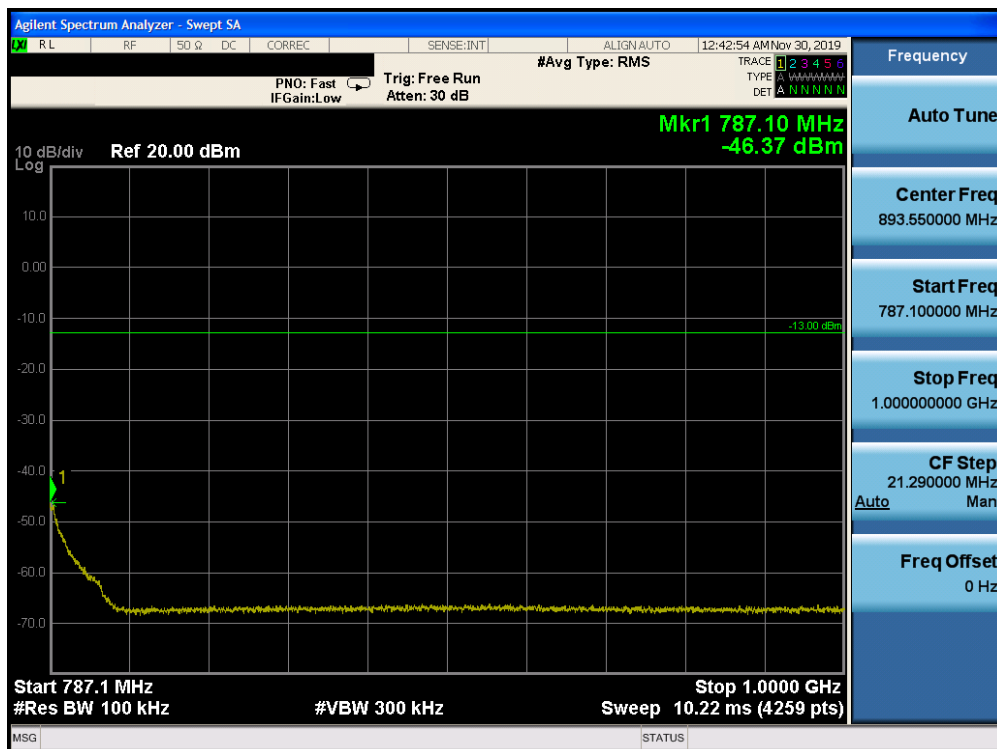


Plot 7-132. Conducted Spurious Plot (Band 13 – 5.0MHz QPSK – RB Size 1, RB Offset 0 – Mid Channel)

| | | | |
|---|---|---------------------------------------|---------------------------------|
| FCC ID: BCGA2068 |  | MEASUREMENT REPORT (CERTIFICATION) | Approved by: Quality Manager |
| Test Report S/N: 1C1912170051-03.BCG | Test Dates: 12/10/2019 - 02/11/2020 | EUT Type: Tablet Device | Page 90 of 421 |

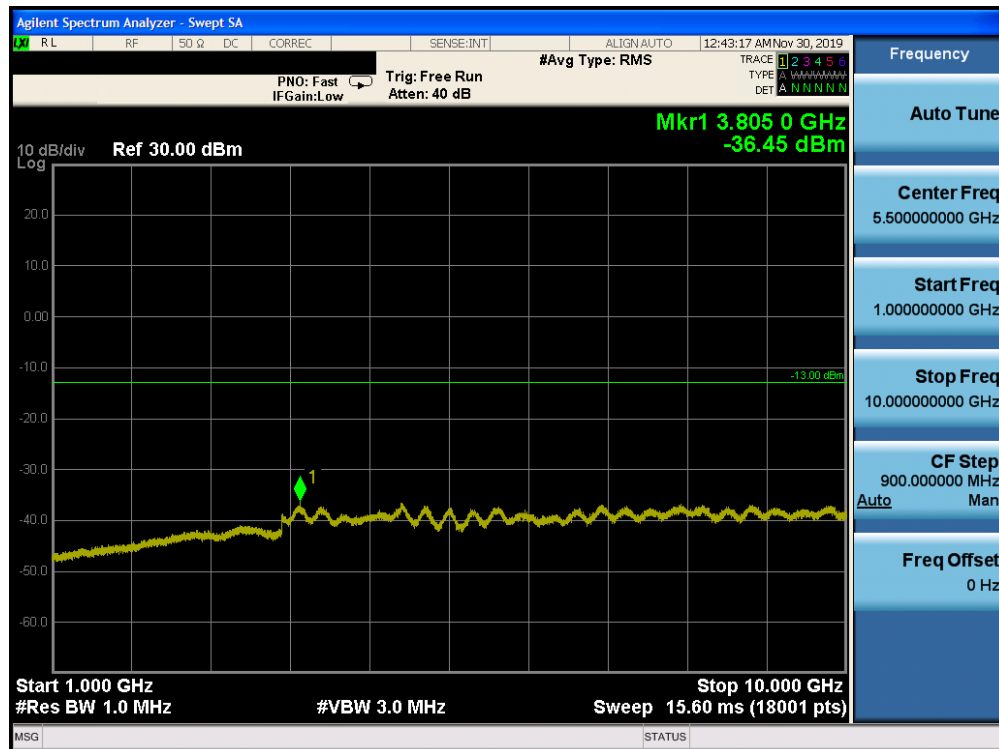


Plot 7-133. Conducted Spurious Plot (Band 13 – 5.0MHz QPSK – RB Size 1, RB Offset 0 – High Channel)



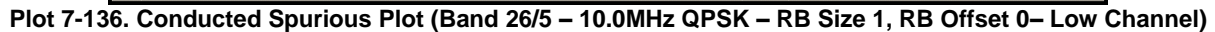
Plot 7-134. Conducted Spurious Plot (Band 13 – 5.0MHz QPSK – RB Size 1, RB Offset 0 – High Channel)

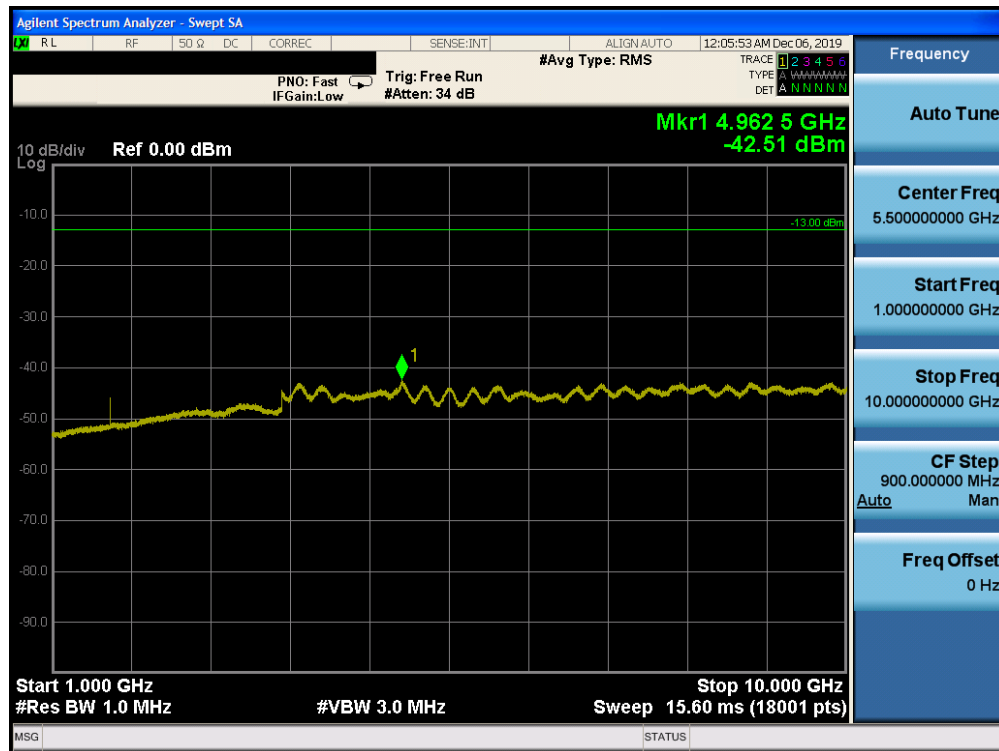
| | | | |
|--|---|-----------------------------------|--|
| FCC ID: BCGA2068 |  MEASUREMENT REPORT (CERTIFICATION) | | Approved by: Quality Manager |
| Test Report S/N: 1C1912170051-03.BCG | Test Dates: 12/10/2019 - 02/11/2020 | EUT Type: Tablet Device | Page 91 of 421 |



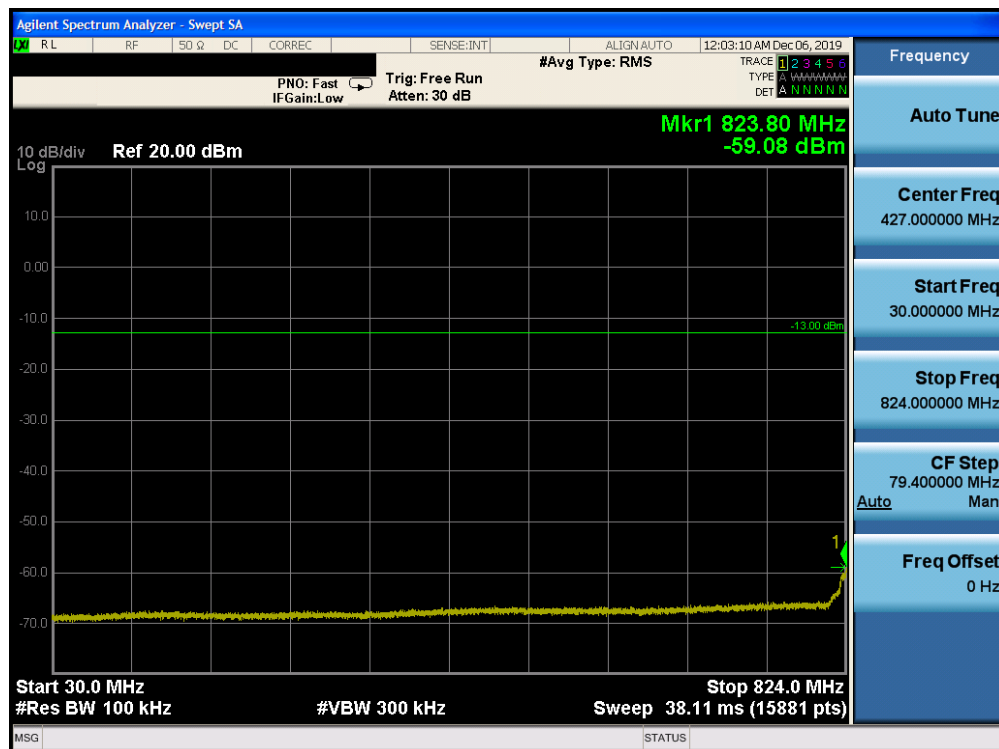
Plot 7-135. Conducted Spurious Plot (Band 13 – 5.0MHz QPSK – RB Size 1, RB Offset 0 – High Channel)

| | | | |
|---|---|---------------------------------------|---------------------------------|
| FCC ID: BCGA2068 |  | MEASUREMENT REPORT (CERTIFICATION) | Approved by: Quality Manager |
| Test Report S/N: 1C1912170051-03.BCG | Test Dates: 12/10/2019 - 02/11/2020 | EUT Type: Tablet Device | Page 92 of 421 |

V 9.5 12/16/2019

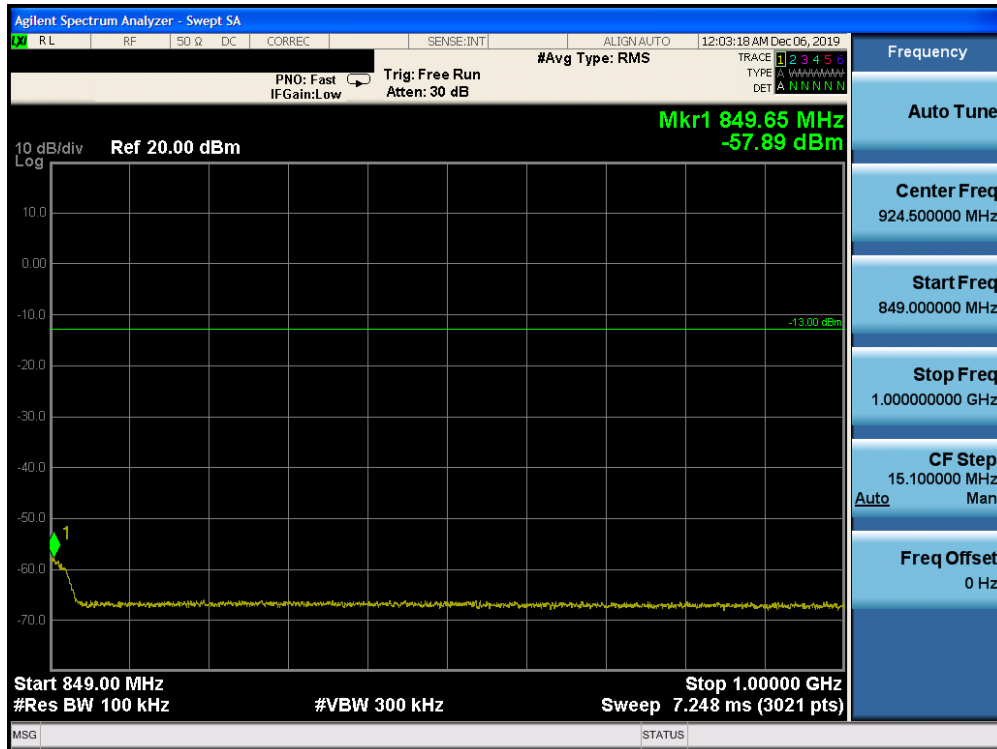


Plot 7-138. Conducted Spurious Plot (Band 26/5 – 10.0MHz QPSK – RB Size 1, RB Offset 0 – Low Channel)

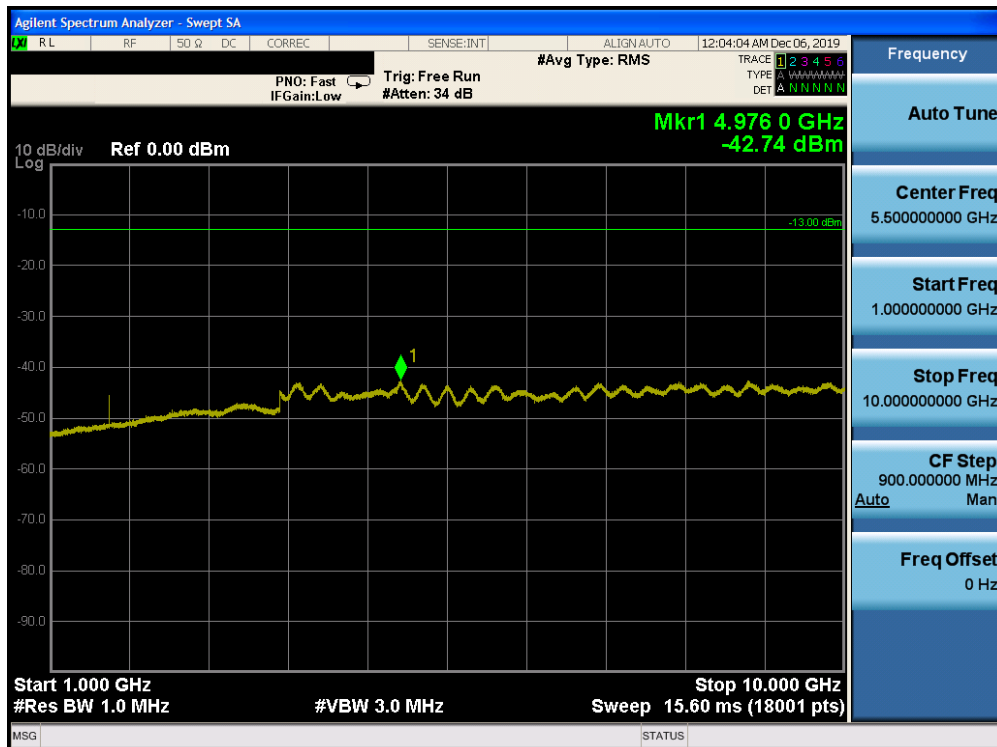


Plot 7-139. Conducted Spurious Plot (Band 26/5 – 10.0MHz QPSK – RB Size 1, RB Offset 0 – Mid Channel)

| | | | |
|---|---|---------------------------------------|---------------------------------|
| FCC ID: BCGA2068 |  | MEASUREMENT REPORT (CERTIFICATION) | Approved by: Quality Manager |
| Test Report S/N: 1C1912170051-03.BCG | Test Dates: 12/10/2019 - 02/11/2020 | EUT Type: Tablet Device | Page 94 of 421 |

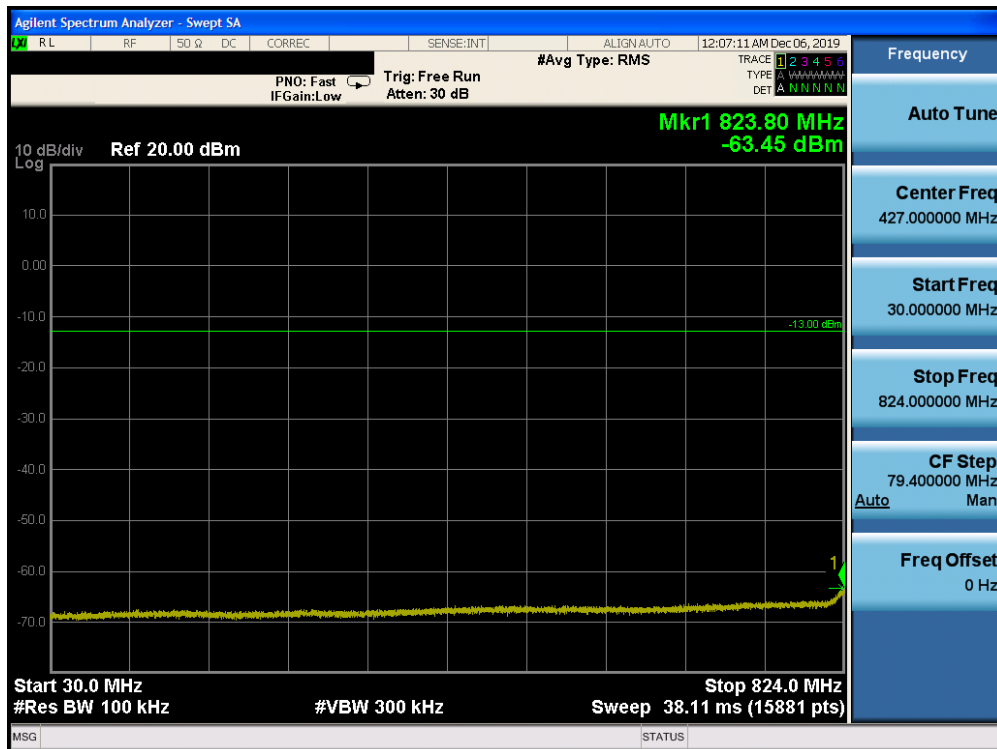


Plot 7-140. Conducted Spurious Plot (Band 26/5 – 10.0MHz QPSK – RB Size 1, RB Offset 0 – Mid Channel)

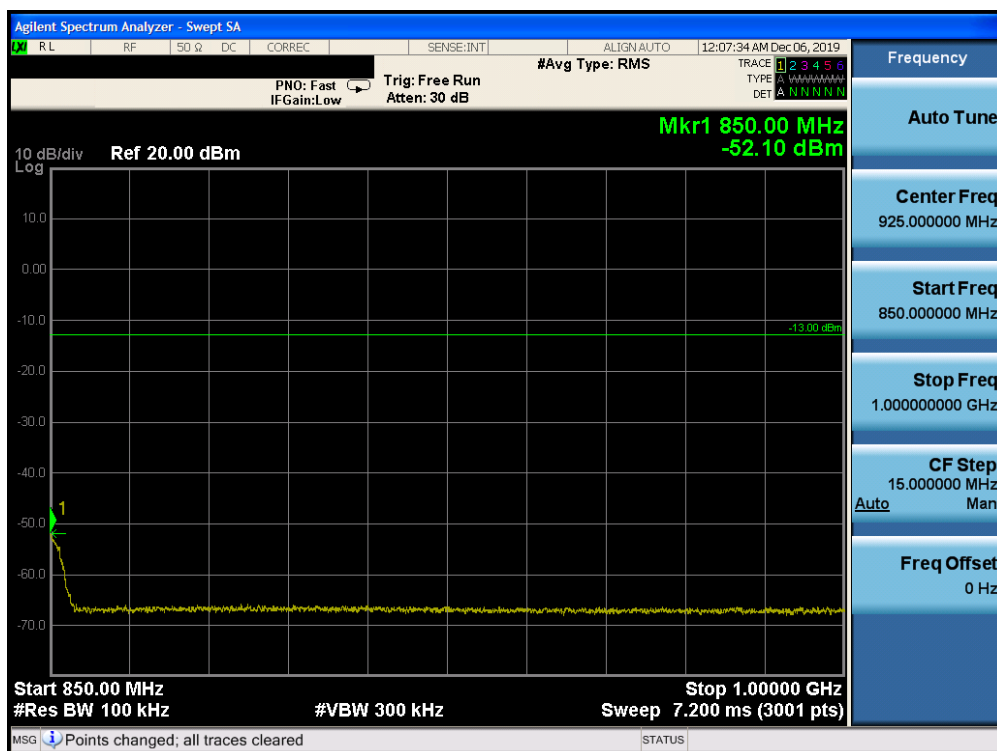


Plot 7-141. Conducted Spurious Plot (Band 26/5 – 10.0MHz QPSK – RB Size 1, RB Offset 0 – Mid Channel)

| | | | |
|---|--|---------------------------------------|---------------------------------|
| FCC ID: BCGA2068 | PCTEST | MEASUREMENT REPORT (CERTIFICATION) | Approved by: Quality Manager |
| Test Report S/N: 1C1912170051-03.BCG | Test Dates: 12/10/2019 - 02/11/2020 | EUT Type: Tablet Device | Page 95 of 421 |

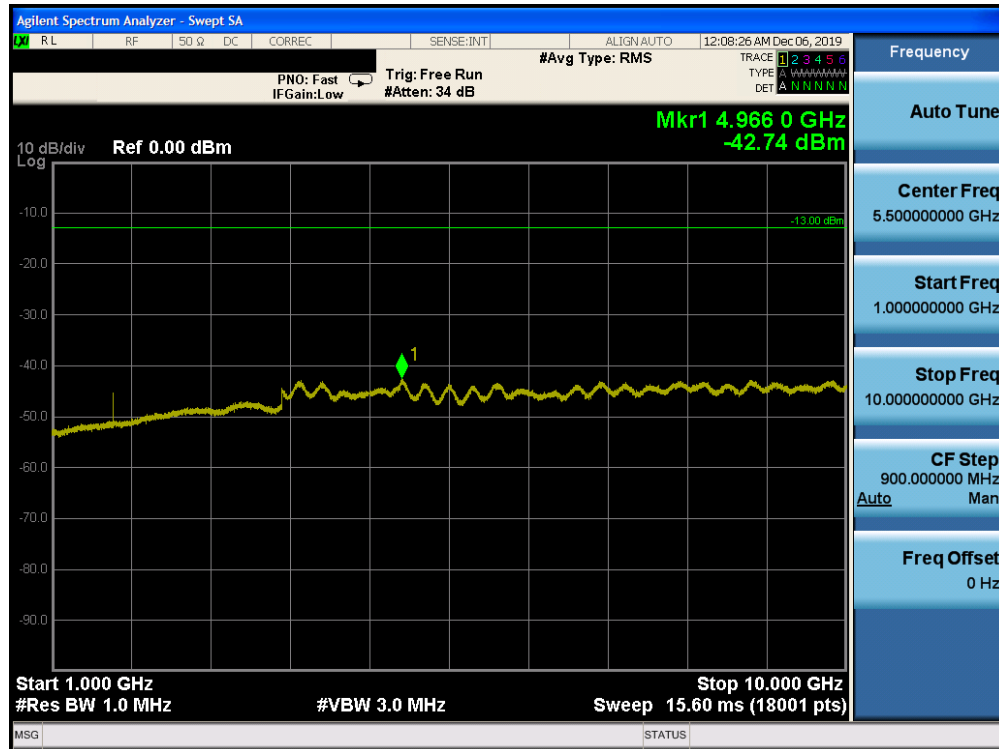


Plot 7-142. Conducted Spurious Plot (Band 26/5 – 10.0MHz QPSK – RB Size 1, RB Offset 0 – High Channel)



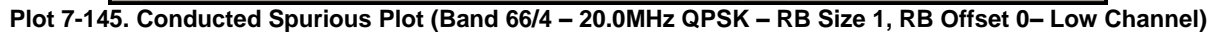
Plot 7-143. Conducted Spurious Plot (Band 26/5 – 10.0MHz QPSK – RB Size 1, RB Offset 0 – High Channel)

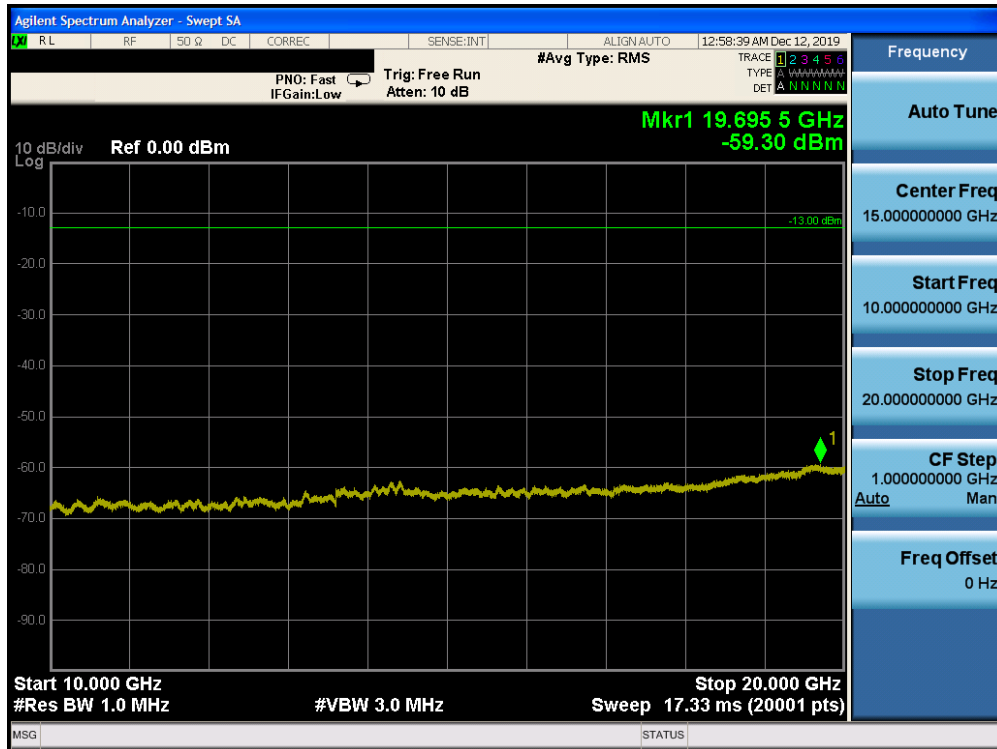
| | | | |
|--|---|-----------------------------------|--|
| FCC ID: BCGA2068 |  MEASUREMENT REPORT (CERTIFICATION) | | Approved by: Quality Manager |
| Test Report S/N: 1C1912170051-03.BCG | Test Dates: 12/10/2019 - 02/11/2020 | EUT Type: Tablet Device | Page 96 of 421 |



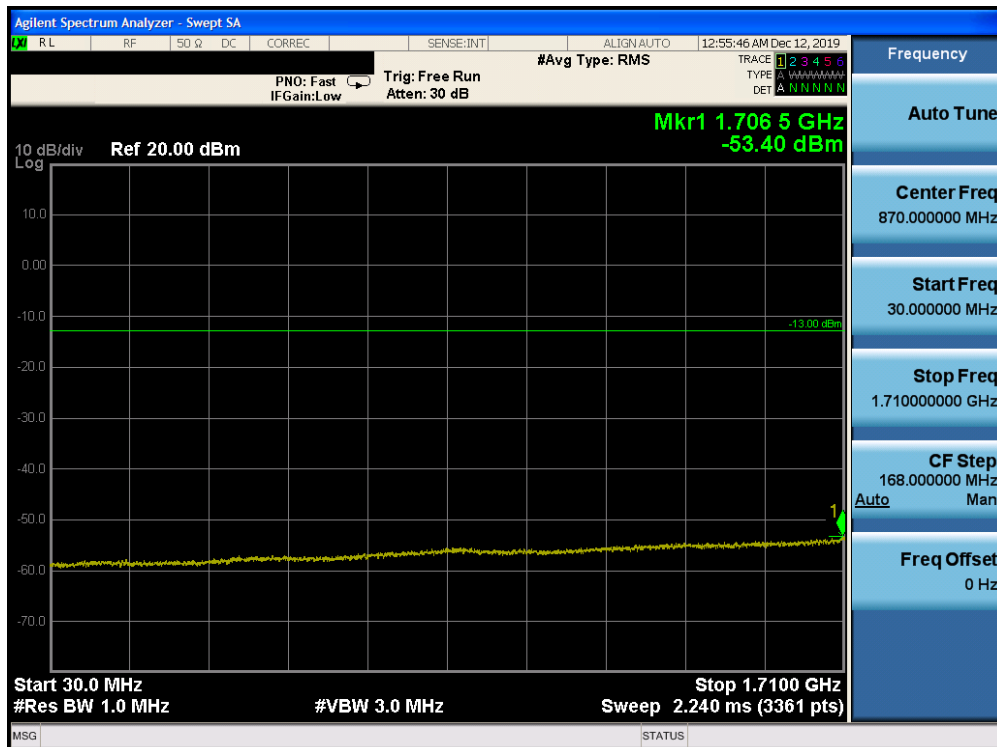
Plot 7-144. Conducted Spurious Plot (Band 26/5 – 10.0MHz QPSK – RB Size 1, RB Offset 0 – High Channel)

| | | | |
|---|--|---------------------------------------|---------------------------------|
| FCC ID: BCGA2068 | PCTEST | MEASUREMENT REPORT (CERTIFICATION) | Approved by: Quality Manager |
| Test Report S/N: 1C1912170051-03.BCG | Test Dates: 12/10/2019 - 02/11/2020 | EUT Type: Tablet Device | Page 97 of 421 |

V 9.5 12/16/2019

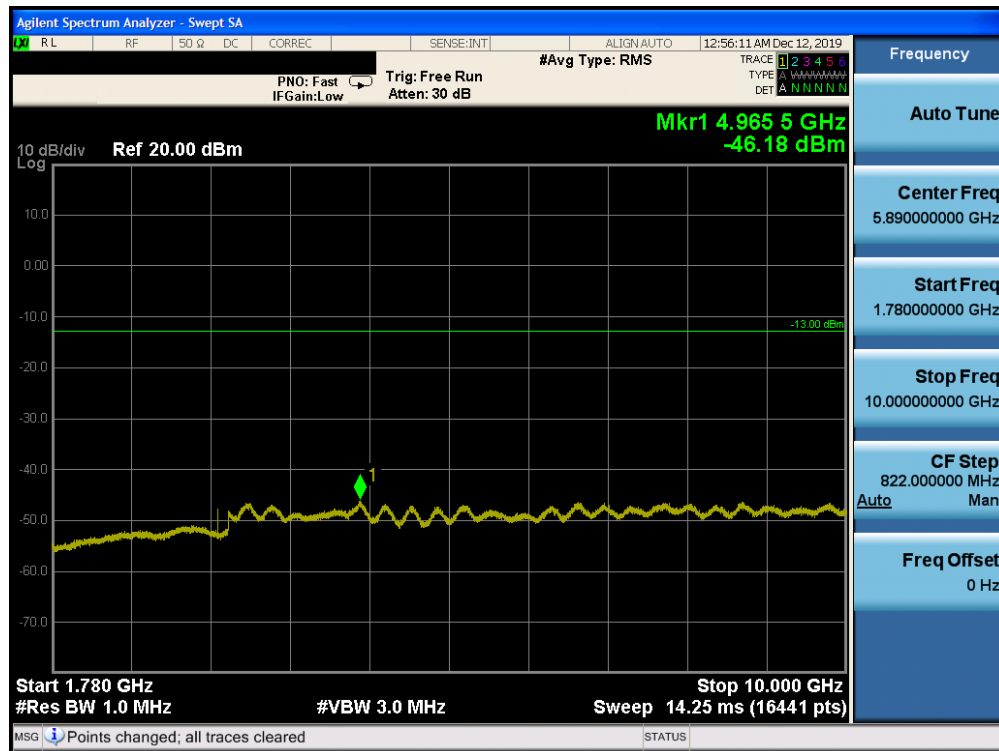


Plot 7-147. Conducted Spurious Plot (Band 66/4 – 20.0MHz QPSK – RB Size 1, RB Offset 0 – Low Channel)

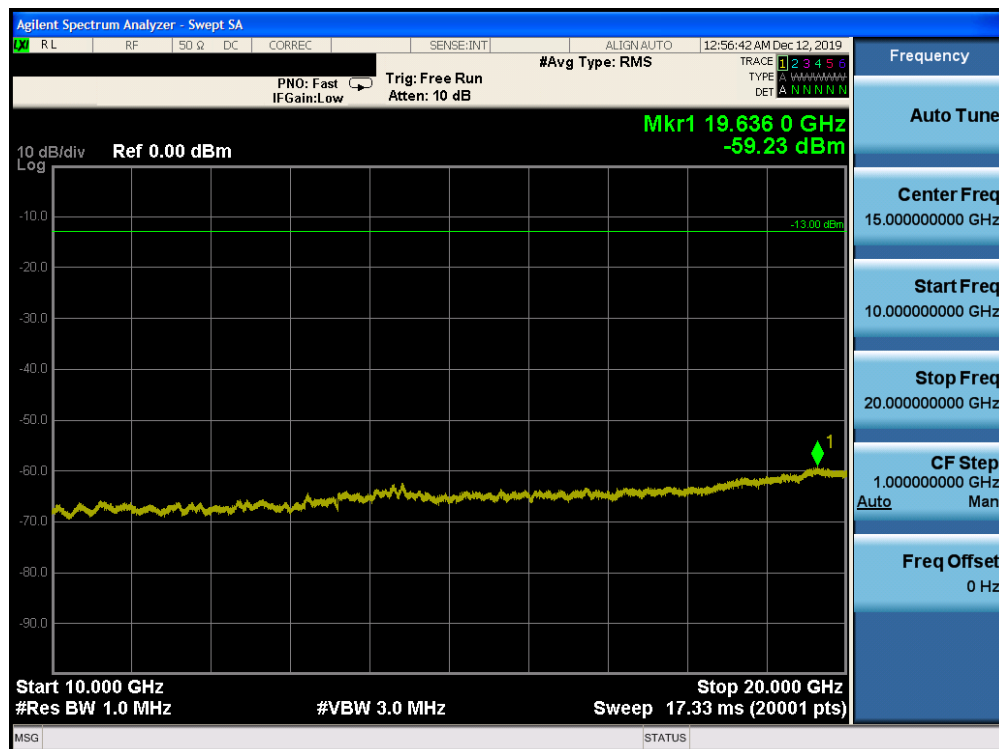


Plot 7-148. Conducted Spurious Plot (Band 66/4 – 20.0MHz QPSK – RB Size 1, RB Offset 0 – Mid Channel)

| | | | |
|---|---|---------------------------------------|---------------------------------|
| FCC ID: BCGA2068 |  | MEASUREMENT REPORT (CERTIFICATION) | Approved by: Quality Manager |
| Test Report S/N: 1C1912170051-03.BCG | Test Dates: 12/10/2019 - 02/11/2020 | EUT Type: Tablet Device | Page 99 of 421 |

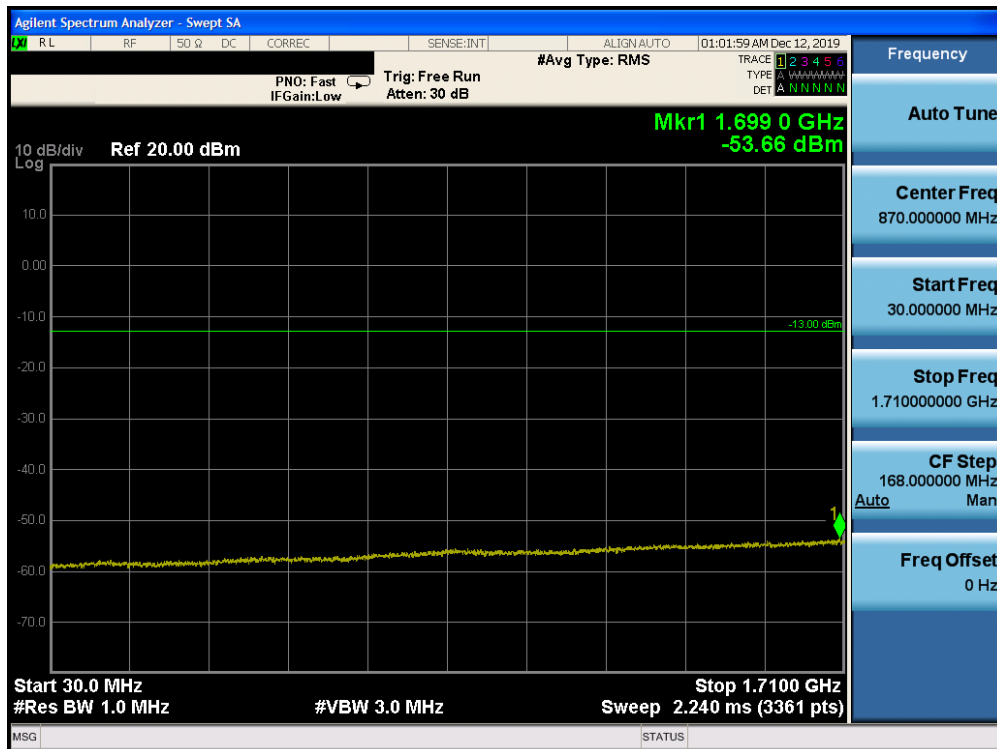


Plot 7-149. Conducted Spurious Plot (Band 66/4 – 20.0MHz QPSK – RB Size 1, RB Offset 0 – Mid Channel)

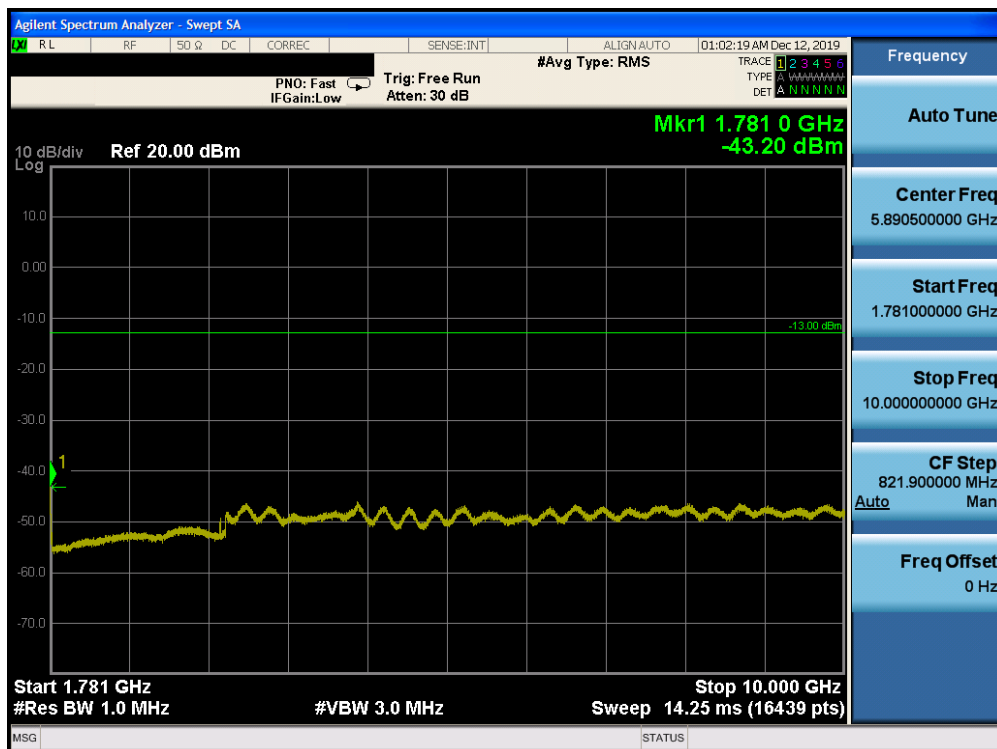


Plot 7-150. Conducted Spurious Plot (Band 66/4 – 20.0MHz QPSK – RB Size 1, RB Offset 0 – Mid Channel)

| | | | |
|---|---|---------------------------------------|---------------------------------|
| FCC ID: BCGA2068 |  | MEASUREMENT REPORT (CERTIFICATION) | Approved by: Quality Manager |
| Test Report S/N: 1C1912170051-03.BCG | Test Dates: 12/10/2019 - 02/11/2020 | EUT Type: Tablet Device | Page 100 of 421 |

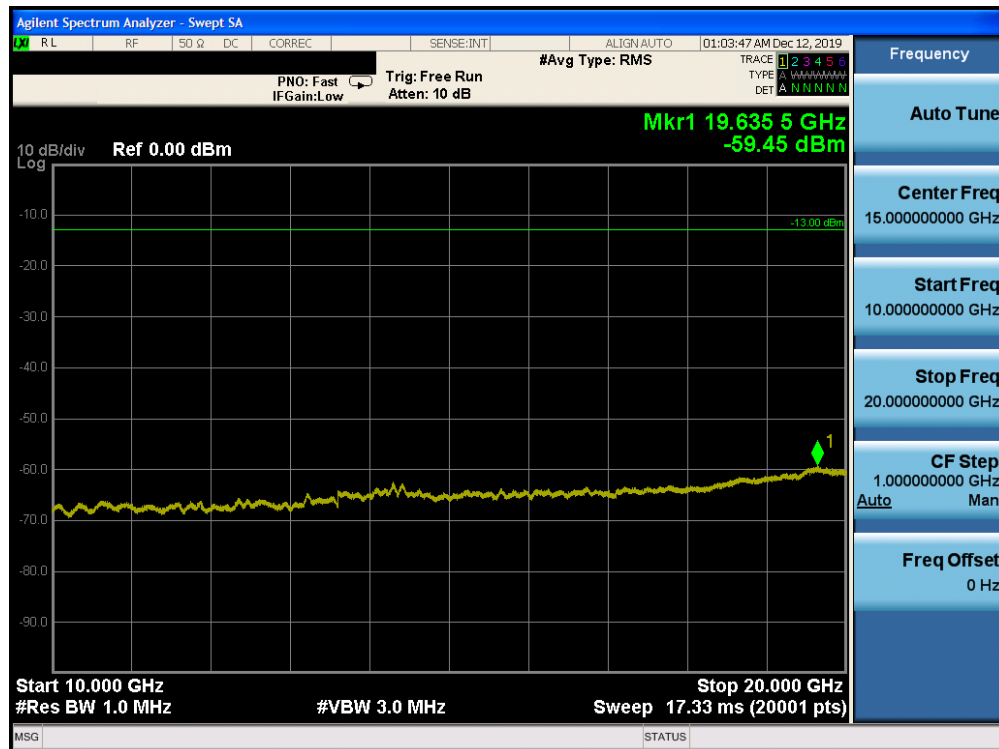


Plot 7-151. Conducted Spurious Plot (Band 66/4 – 20.0MHz QPSK – RB Size 1, RB Offset 0 – High Channel)



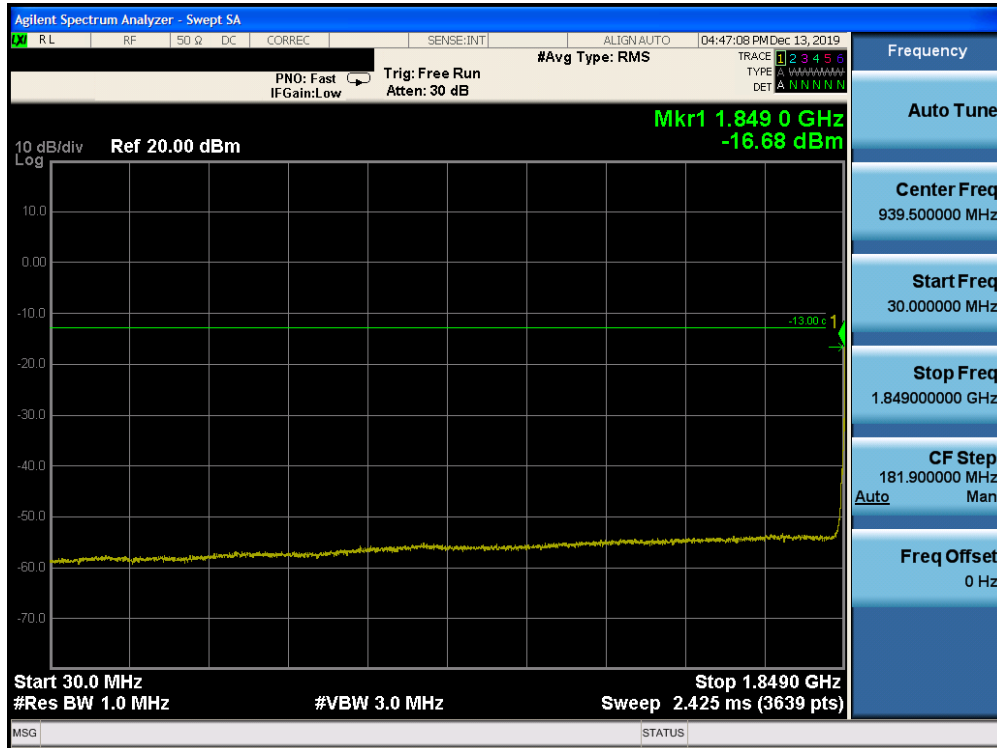
Plot 7-152. Conducted Spurious Plot (Band 66/4 – 20.0MHz QPSK – RB Size 1, RB Offset 0 – High Channel)

| | | | |
|--|---|-----------------------------------|--|
| FCC ID: BCGA2068 |  MEASUREMENT REPORT (CERTIFICATION) | | Approved by: Quality Manager |
| Test Report S/N: 1C1912170051-03.BCG | Test Dates: 12/10/2019 - 02/11/2020 | EUT Type: Tablet Device | Page 101 of 421 |

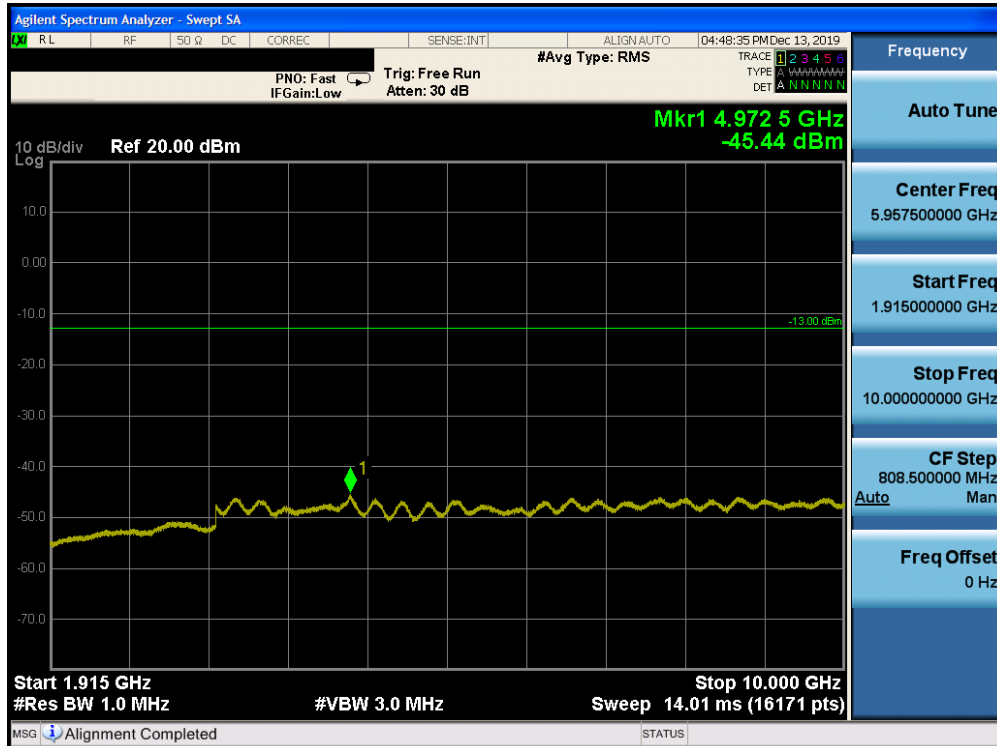


Plot 7-153. Conducted Spurious Plot (Band 66/4 – 20.0MHz QPSK – RB Size 1, RB Offset 0 – High Channel)

| | | | |
|---|---|---------------------------------------|---------------------------------|
| FCC ID: BCGA2068 |  | MEASUREMENT REPORT (CERTIFICATION) | Approved by: Quality Manager |
| Test Report S/N: 1C1912170051-03.BCG | Test Dates: 12/10/2019 - 02/11/2020 | EUT Type: Tablet Device | Page 102 of 421 |

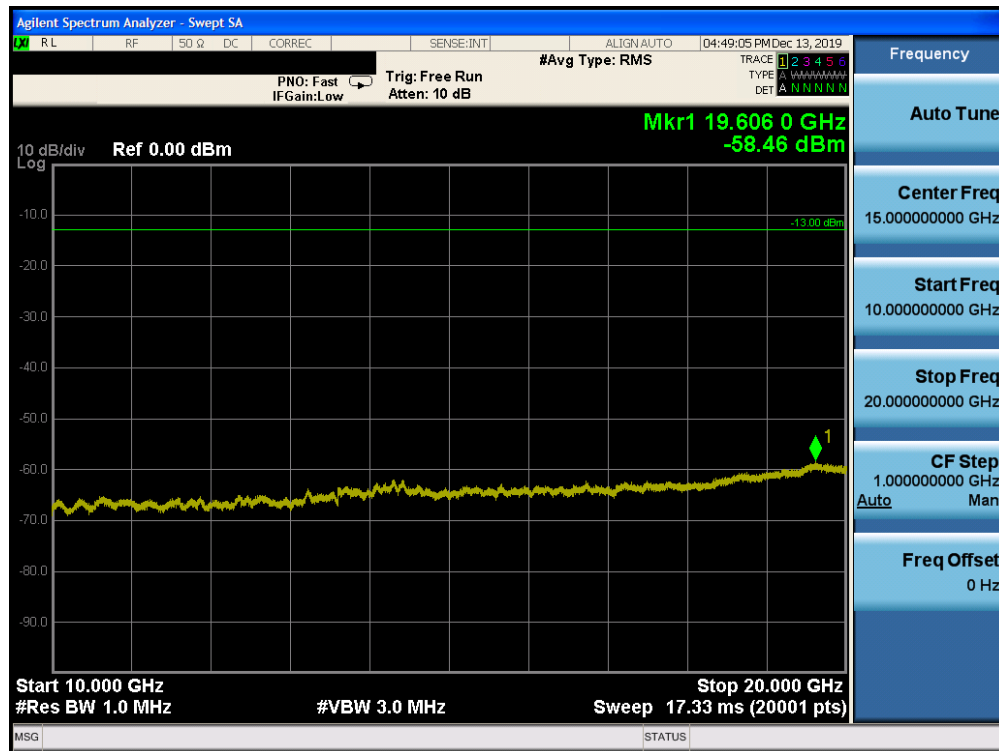


Plot 7-154. Conducted Spurious Plot (Band 25/2 – 20.0MHz QPSK – RB Size 1, RB Offset 0– Low Channel)

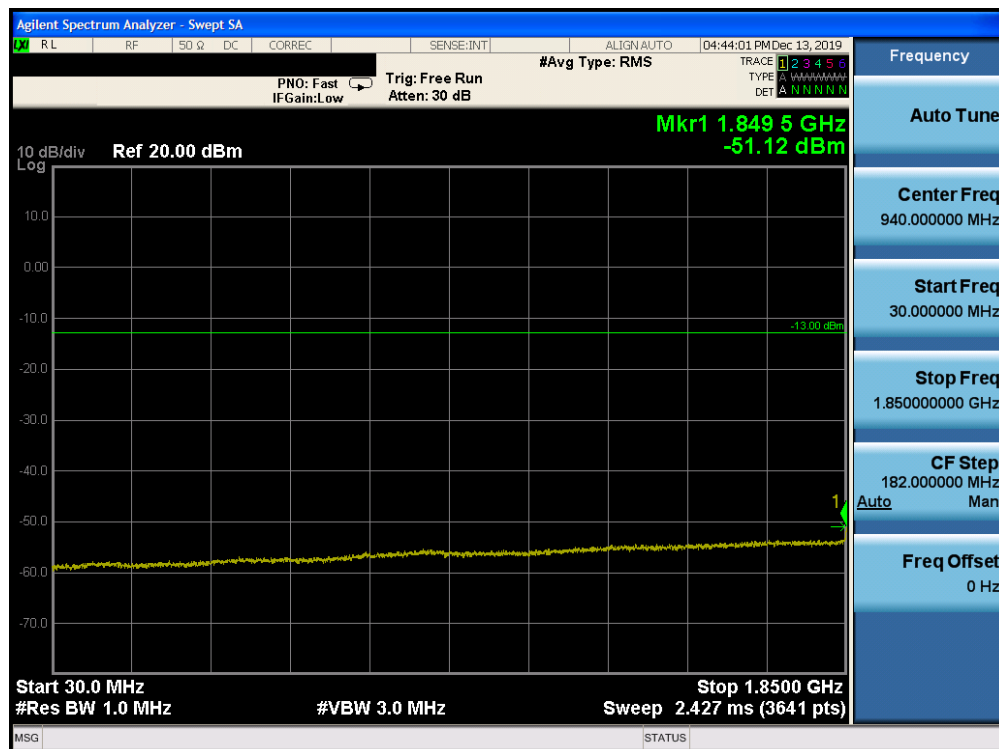


Plot 7-155. Conducted Spurious Plot (Band 25/2 – 20.0MHz QPSK – RB Size 1, RB Offset 0 – Low Channel)

| | | | |
|---|---|---------------------------------------|---------------------------------|
| FCC ID: BCGA2068 |  | MEASUREMENT REPORT (CERTIFICATION) | Approved by: Quality Manager |
| Test Report S/N: 1C1912170051-03.BCG | Test Dates: 12/10/2019 - 02/11/2020 | EUT Type: Tablet Device | Page 103 of 421 |

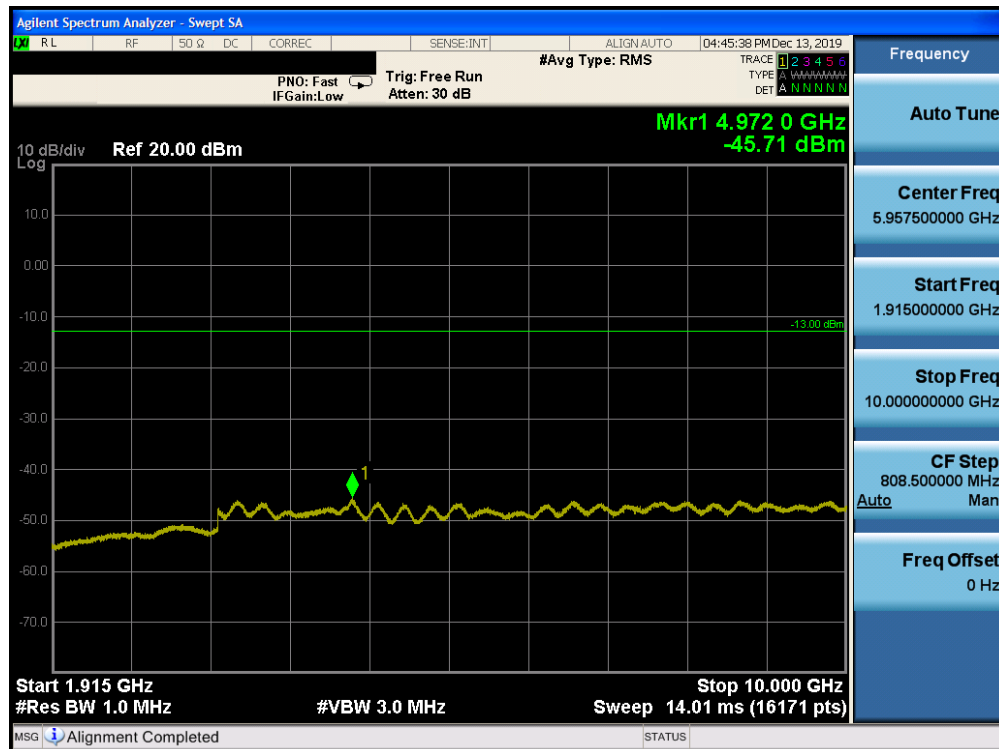


Plot 7-156. Conducted Spurious Plot (Band 25/2 – 20.0MHz QPSK – RB Size 1, RB Offset 0 – Low Channel)

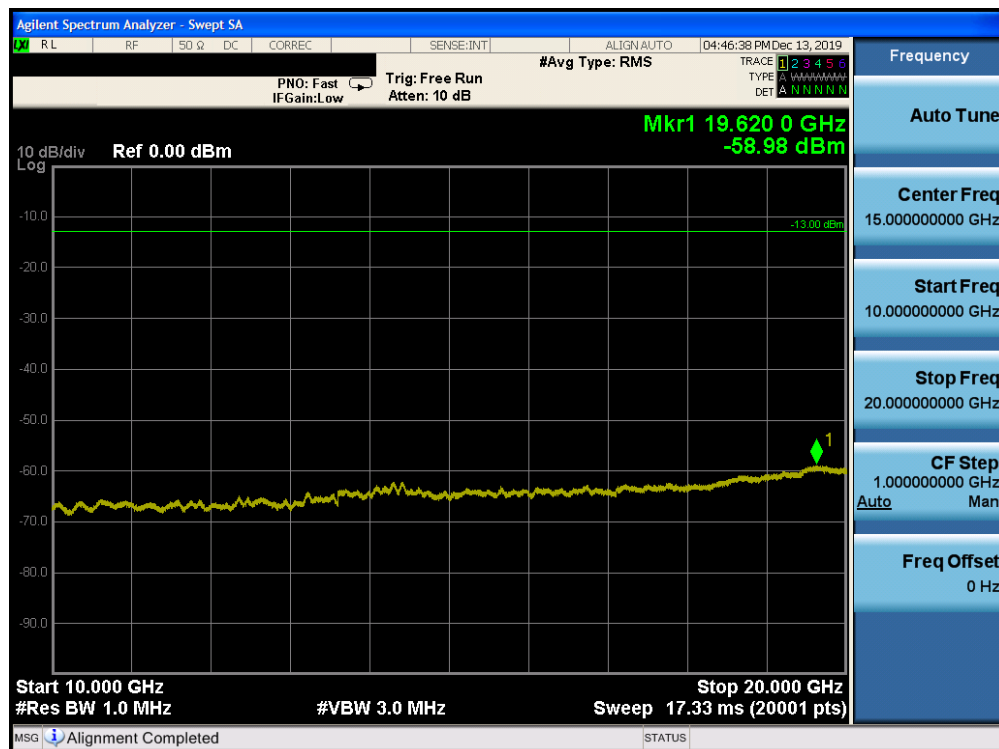


Plot 7-157. Conducted Spurious Plot (Band 25/2 – 20.0MHz QPSK – RB Size 1, RB Offset 0 – Mid Channel)

| | | | |
|---|---|---------------------------------------|---------------------------------|
| FCC ID: BCGA2068 |  | MEASUREMENT REPORT (CERTIFICATION) | Approved by: Quality Manager |
| Test Report S/N: 1C1912170051-03.BCG | Test Dates: 12/10/2019 - 02/11/2020 | EUT Type: Tablet Device | Page 104 of 421 |

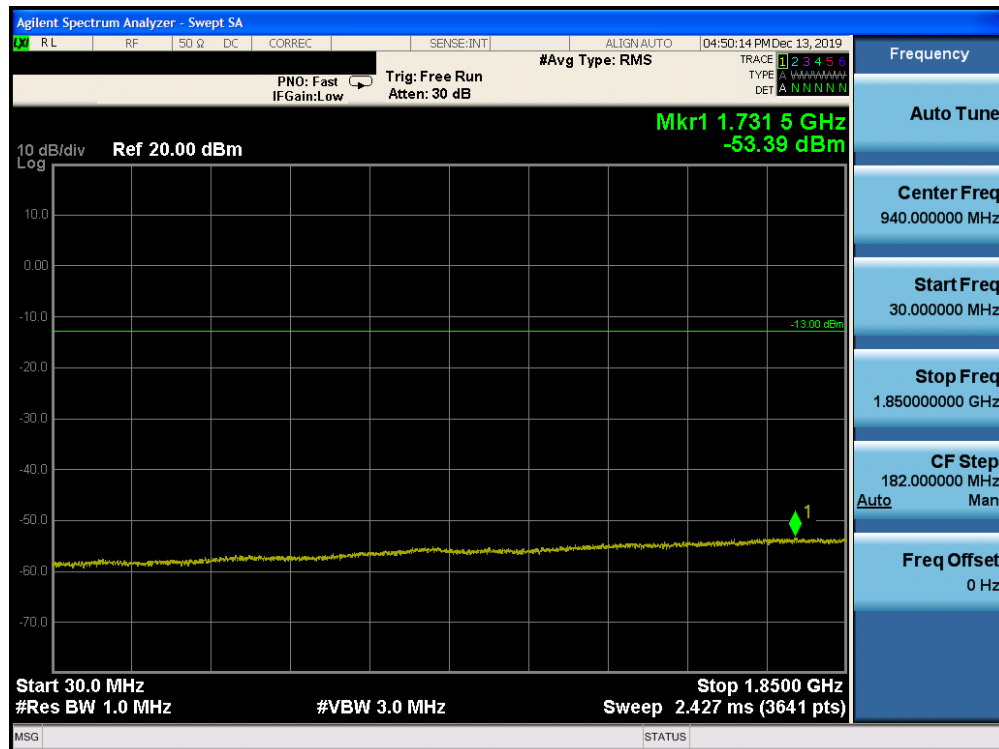


Plot 7-158. Conducted Spurious Plot (Band 25/2 – 20.0MHz QPSK – RB Size 1, RB Offset 0 – Mid Channel)

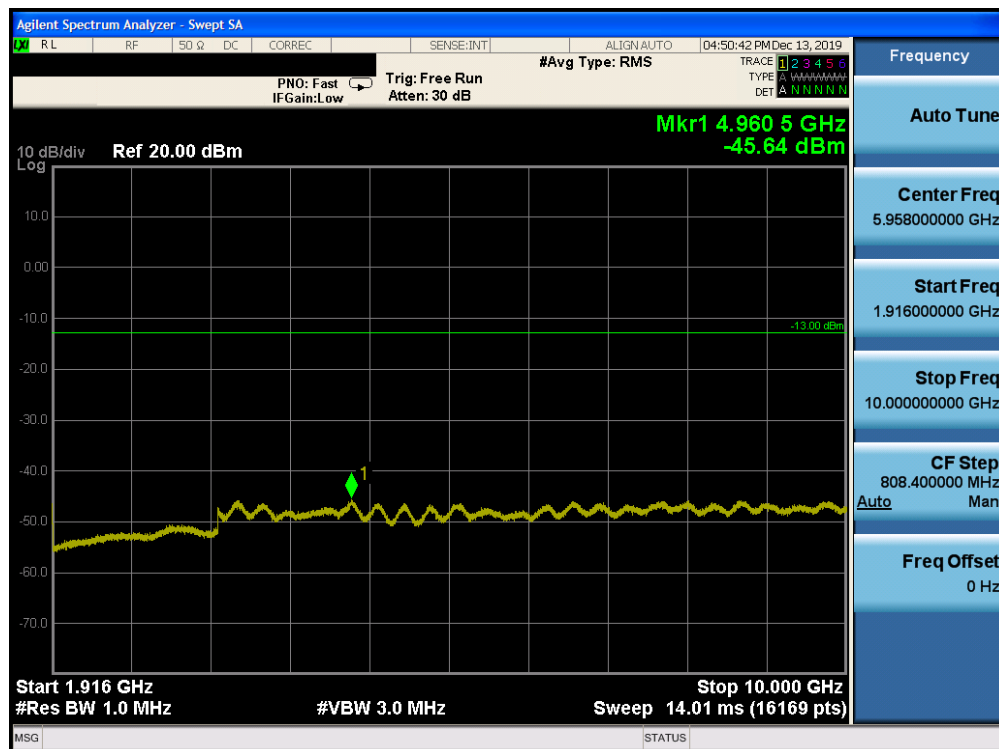


Plot 7-159. Conducted Spurious Plot (Band 25/2 – 20.0MHz QPSK – RB Size 1, RB Offset 0 – Mid Channel)

| | | | |
|---|---|---------------------------------------|---------------------------------|
| FCC ID: BCGA2068 |  | MEASUREMENT REPORT (CERTIFICATION) | Approved by: Quality Manager |
| Test Report S/N: 1C1912170051-03.BCG | Test Dates: 12/10/2019 - 02/11/2020 | EUT Type: Tablet Device | Page 105 of 421 |

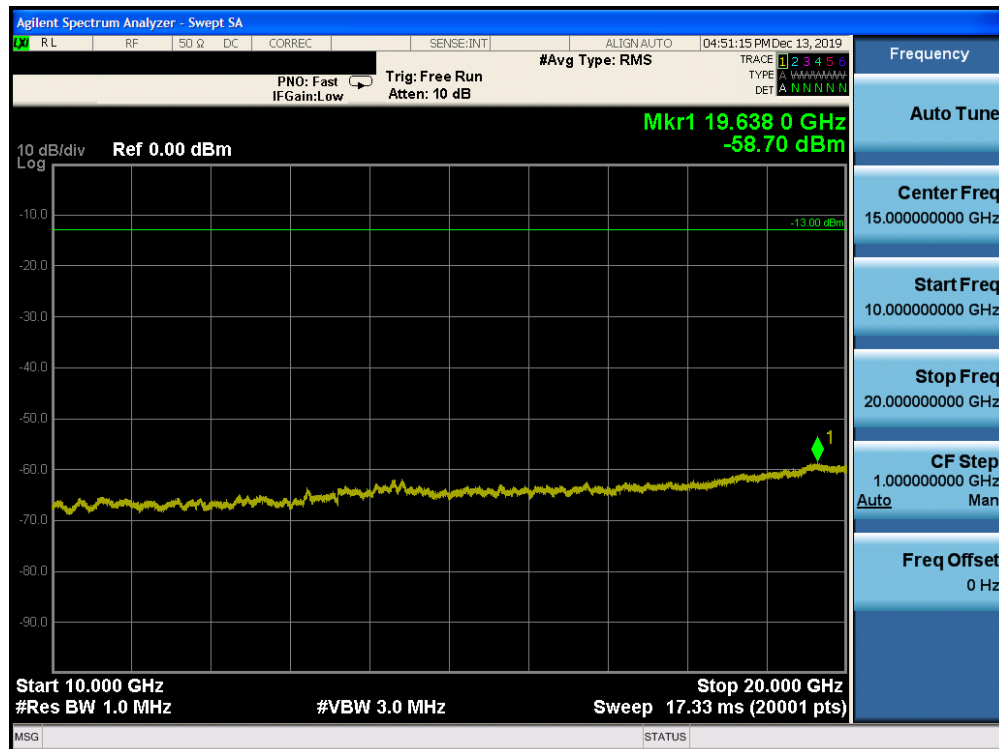


Plot 7-160. Conducted Spurious Plot (Band 25/2 – 20.0MHz QPSK – RB Size 1, RB Offset 0 – High Channel)

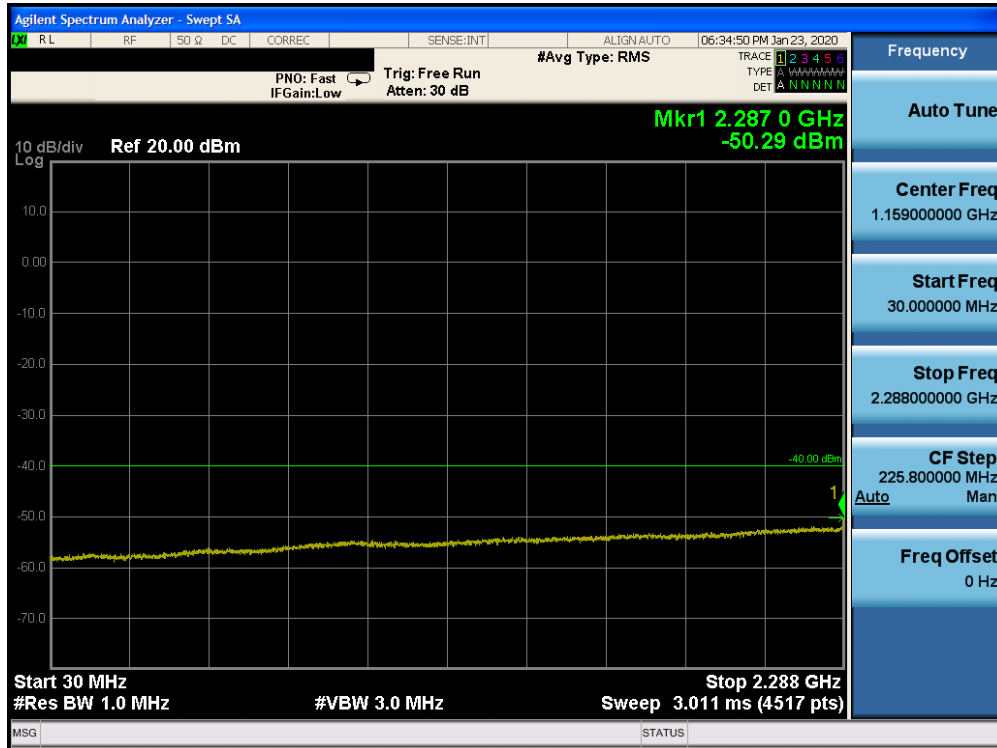


Plot 7-161. Conducted Spurious Plot (Band 25/2 – 20.0MHz QPSK – RB Size 1, RB Offset 0 – High Channel)

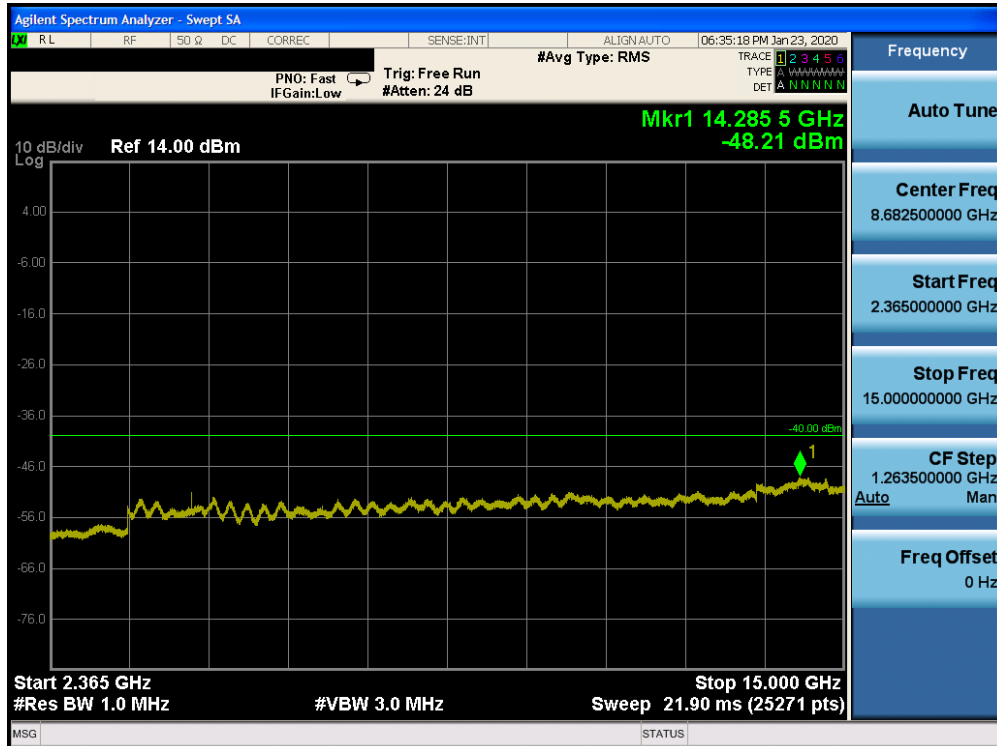
| | | | |
|---|---|---------------------------------------|---------------------------------|
| FCC ID: BCGA2068 |  | MEASUREMENT REPORT (CERTIFICATION) | Approved by: Quality Manager |
| Test Report S/N: 1C1912170051-03.BCG | Test Dates: 12/10/2019 - 02/11/2020 | EUT Type: Tablet Device | Page 106 of 421 |



Band 30

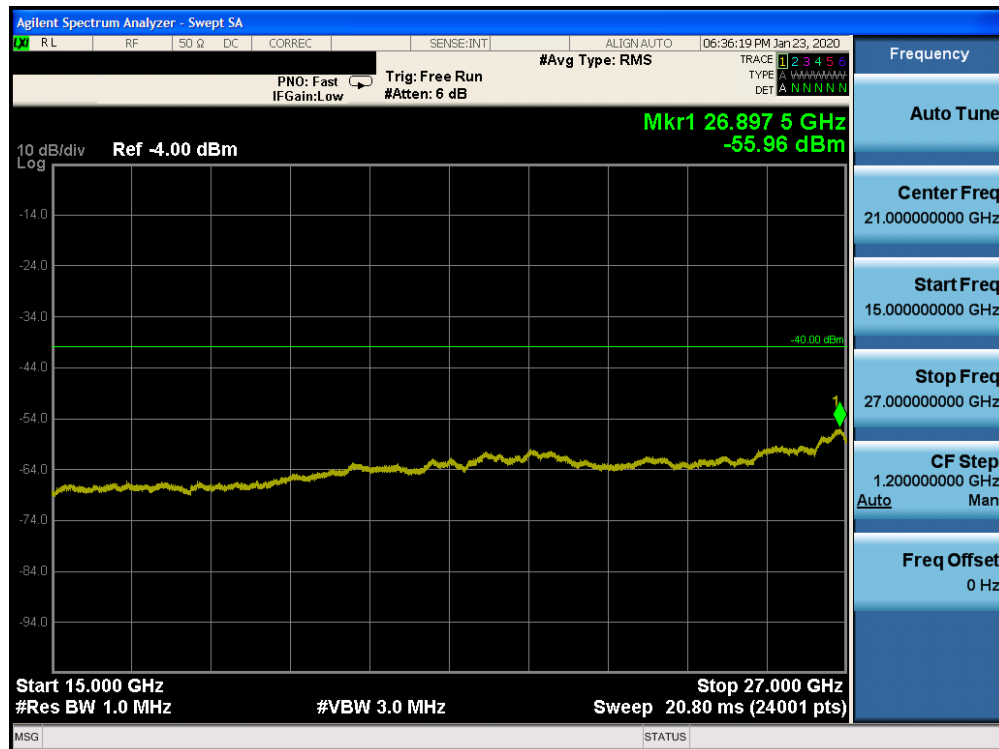


Plot 7-163. Conducted Spurious Plot (Band 30 – 5.0MHz QPSK – RB Size 1, RB Offset 0 – Low Channel)

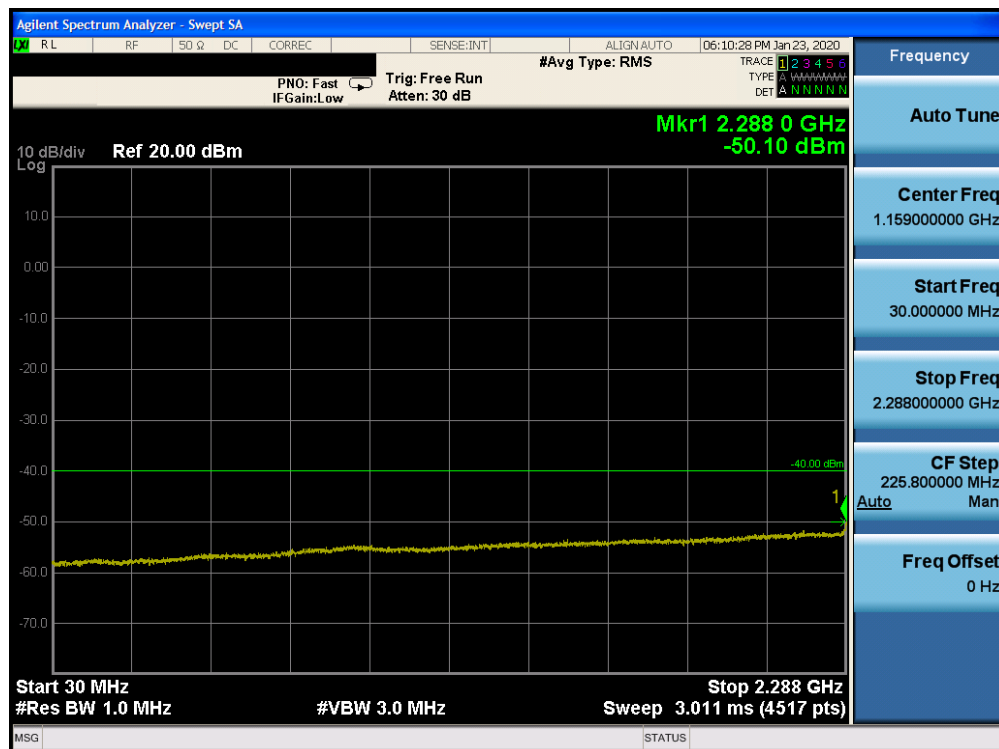


Plot 7-164. Conducted Spurious Plot (Band 30 – 5.0MHz QPSK – RB Size 1, RB Offset 0 – Low Channel)

| | | | |
|---|---|---------------------------------------|---------------------------------|
| FCC ID: BCGA2068 |  | MEASUREMENT REPORT (CERTIFICATION) | Approved by: Quality Manager |
| Test Report S/N: 1C1912170051-03.BCG | Test Dates: 12/10/2019 - 02/11/2020 | EUT Type: Tablet Device | Page 108 of 421 |

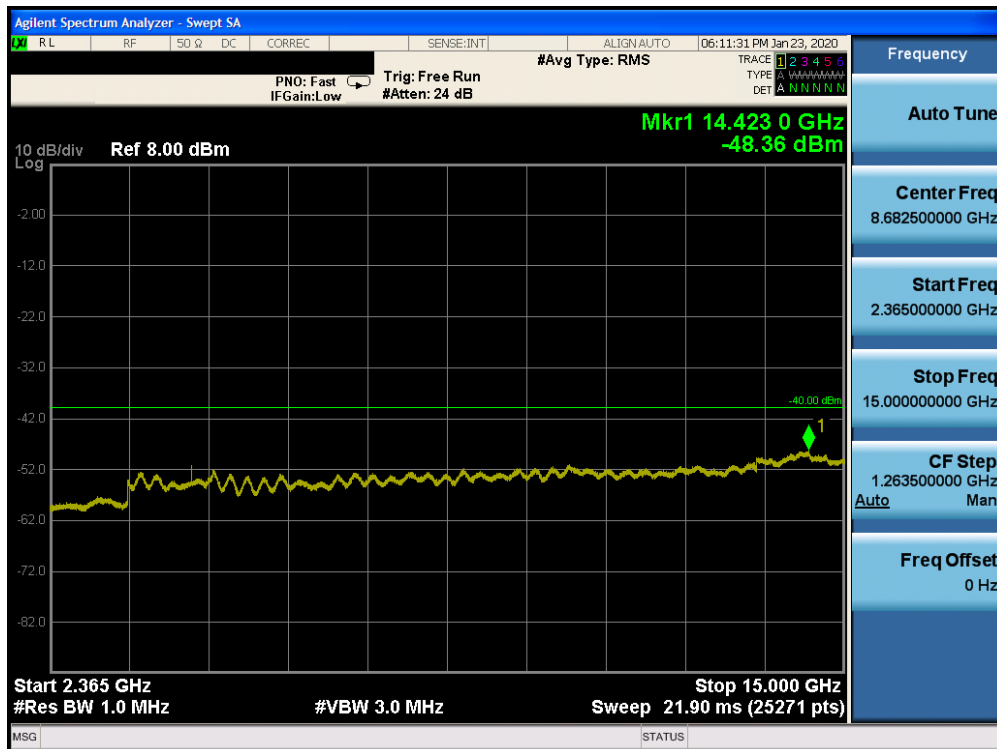


Plot 7-165. Conducted Spurious Plot (Band 30 – 5.0MHz QPSK – RB Size 1, RB Offset 0 – Low Channel)

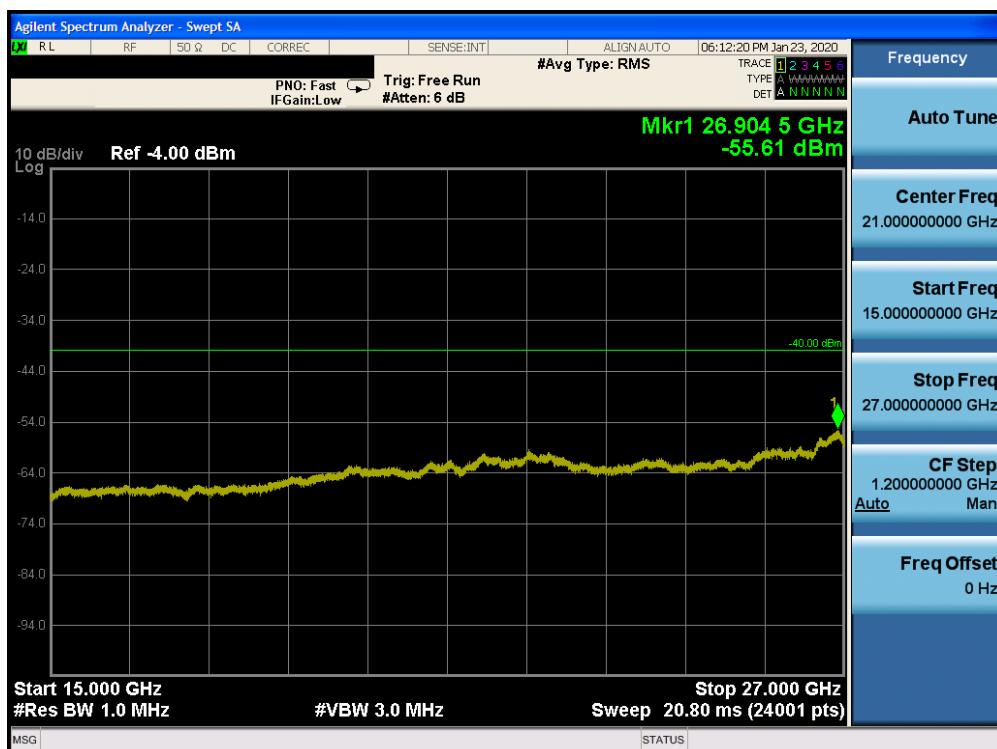


Plot 7-166. Conducted Spurious Plot (Band 30 – 5.0MHz QPSK – RB Size 1, RB Offset 0 – Mid Channel)

| | | | |
|---|---|---------------------------------------|---------------------------------|
| FCC ID: BCGA2068 |  | MEASUREMENT REPORT (CERTIFICATION) | Approved by: Quality Manager |
| Test Report S/N: 1C1912170051-03.BCG | Test Dates: 12/10/2019 - 02/11/2020 | EUT Type: Tablet Device | Page 109 of 421 |

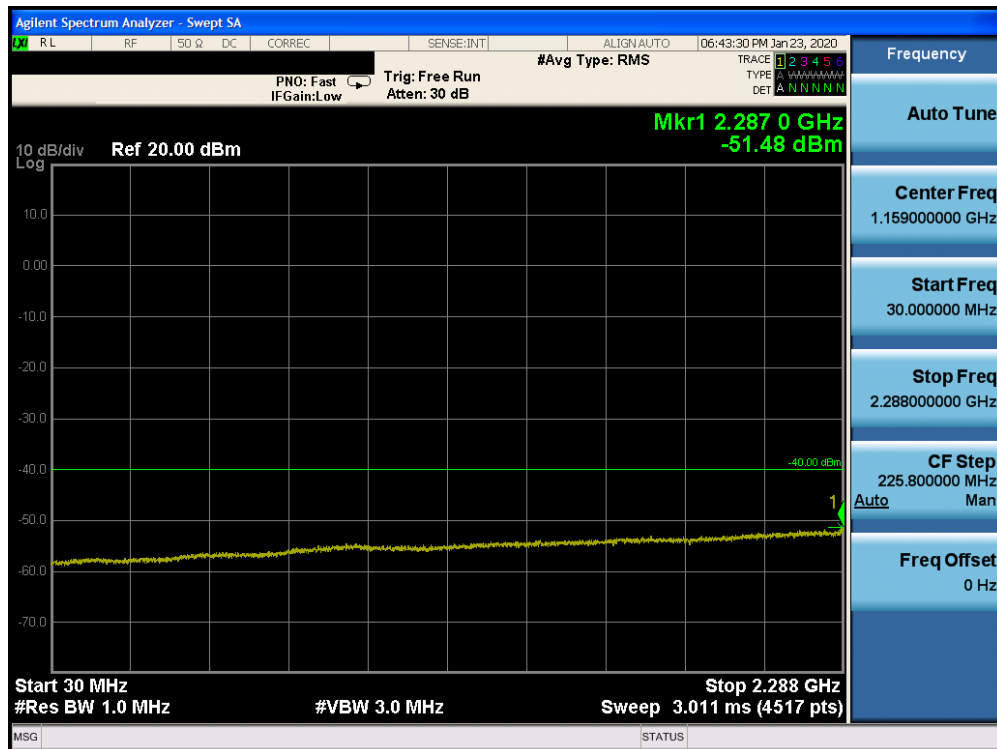


Plot 7-167. Conducted Spurious Plot (Band 30 – 5.0MHz QPSK – RB Size 1, RB Offset 0 – Mid Channel)

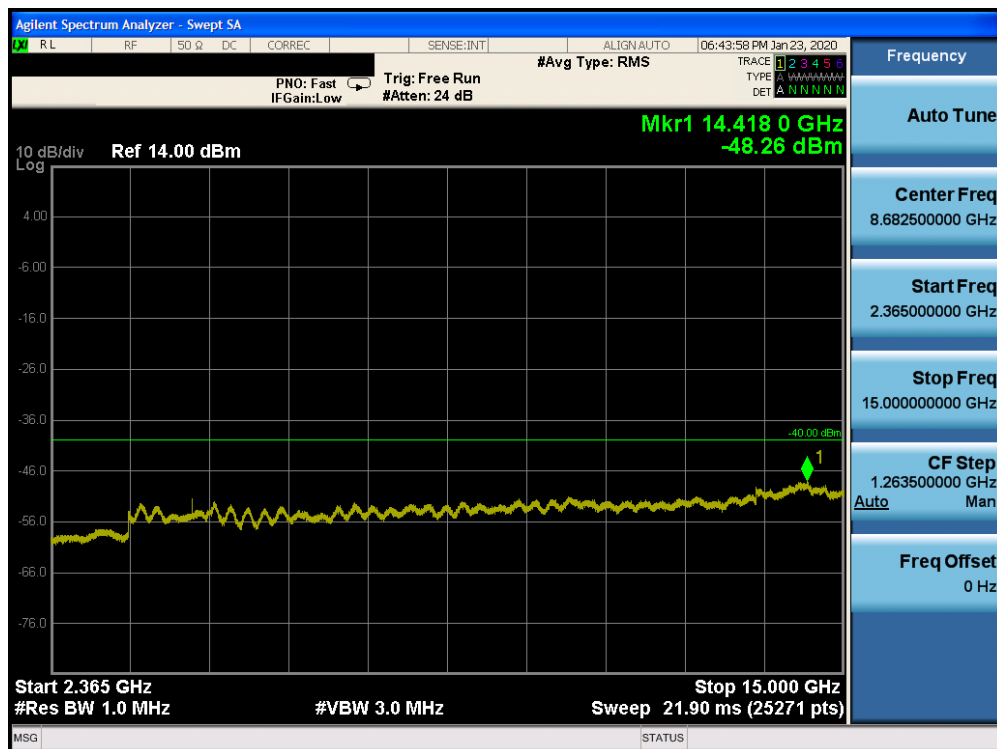


Plot 7-168. Conducted Spurious Plot (Band 30 – 5.0MHz QPSK – RB Size 1, RB Offset 0 – Mid Channel)

| | | | |
|--|---|-----------------------------------|--|
| FCC ID: BCGA2068 |  MEASUREMENT REPORT (CERTIFICATION) | | Approved by: Quality Manager |
| Test Report S/N: 1C1912170051-03.BCG | Test Dates: 12/10/2019 - 02/11/2020 | EUT Type: Tablet Device | Page 110 of 421 |

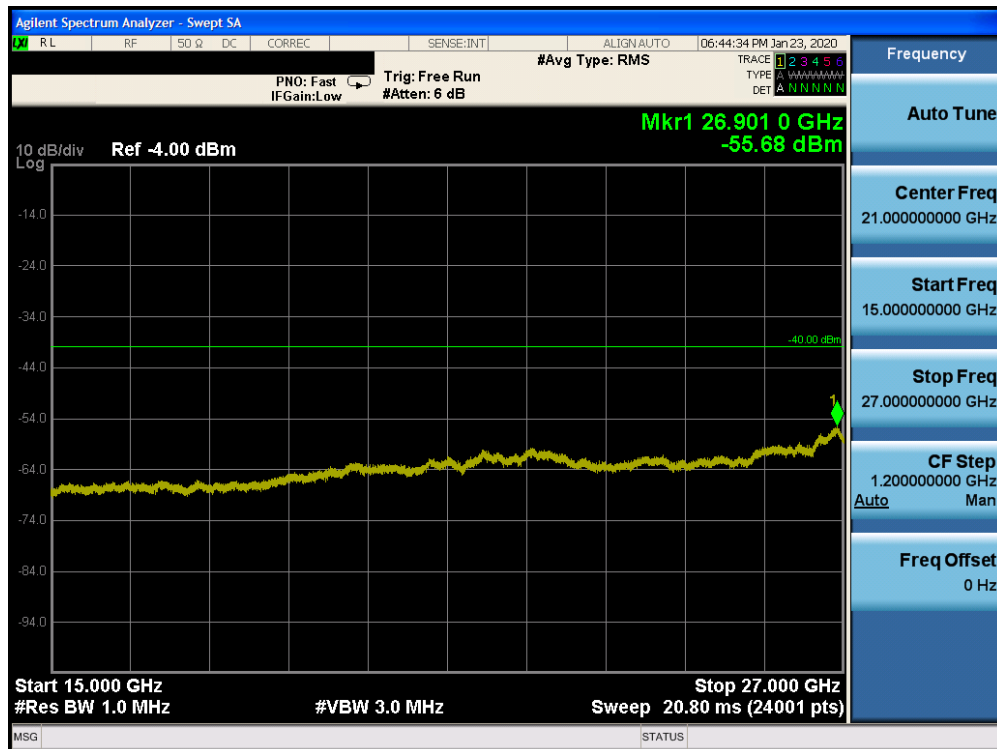


Plot 7-169. Conducted Spurious Plot (Band 30 – 5.0MHz QPSK – RB Size 1, RB Offset 0 – Mid Channel)



Plot 7-170. Conducted Spurious Plot (Band 30 – 5.0MHz QPSK – RB Size 1, RB Offset 0 – Mid Channel)

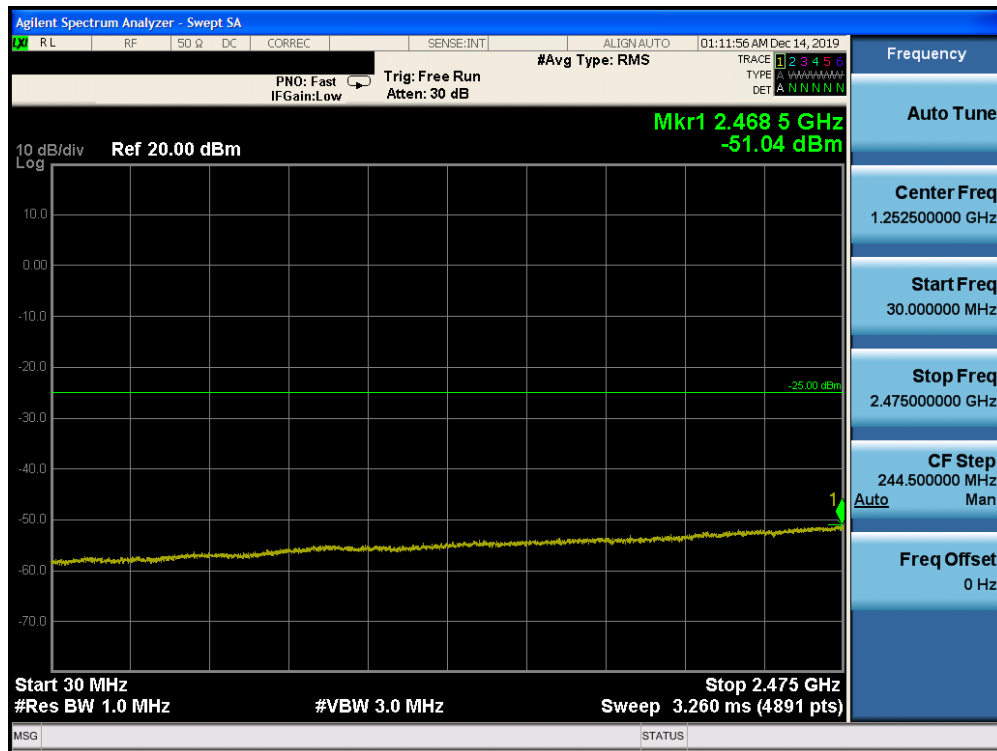
| | | | |
|---|---|---------------------------------------|---------------------------------|
| FCC ID: BCGA2068 |  | MEASUREMENT REPORT (CERTIFICATION) | Approved by: Quality Manager |
| Test Report S/N: 1C1912170051-03.BCG | Test Dates: 12/10/2019 - 02/11/2020 | EUT Type: Tablet Device | Page 111 of 421 |



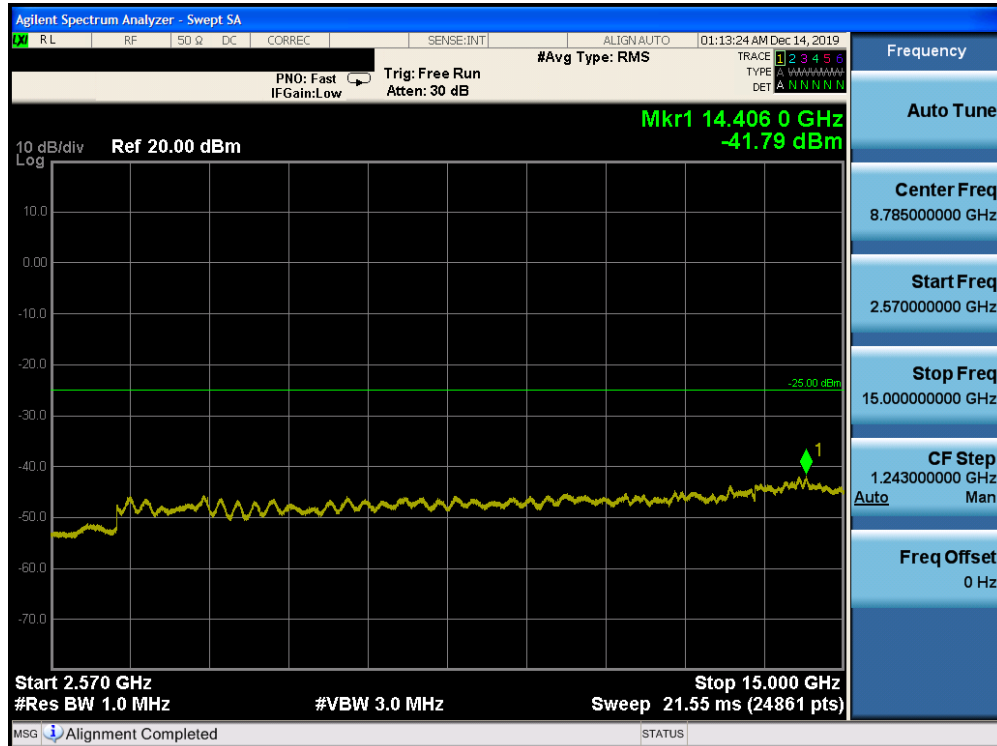
Plot 7-171. Conducted Spurious Plot (Band 30 – 5.0MHz QPSK – RB Size 1, RB Offset 0 – Mid Channel)

| | | | |
|---|---|---------------------------------------|---------------------------------|
| FCC ID: BCGA2068 |  | MEASUREMENT REPORT (CERTIFICATION) | Approved by: Quality Manager |
| Test Report S/N: 1C1912170051-03.BCG | Test Dates: 12/10/2019 - 02/11/2020 | EUT Type: Tablet Device | Page 112 of 421 |

Band 7

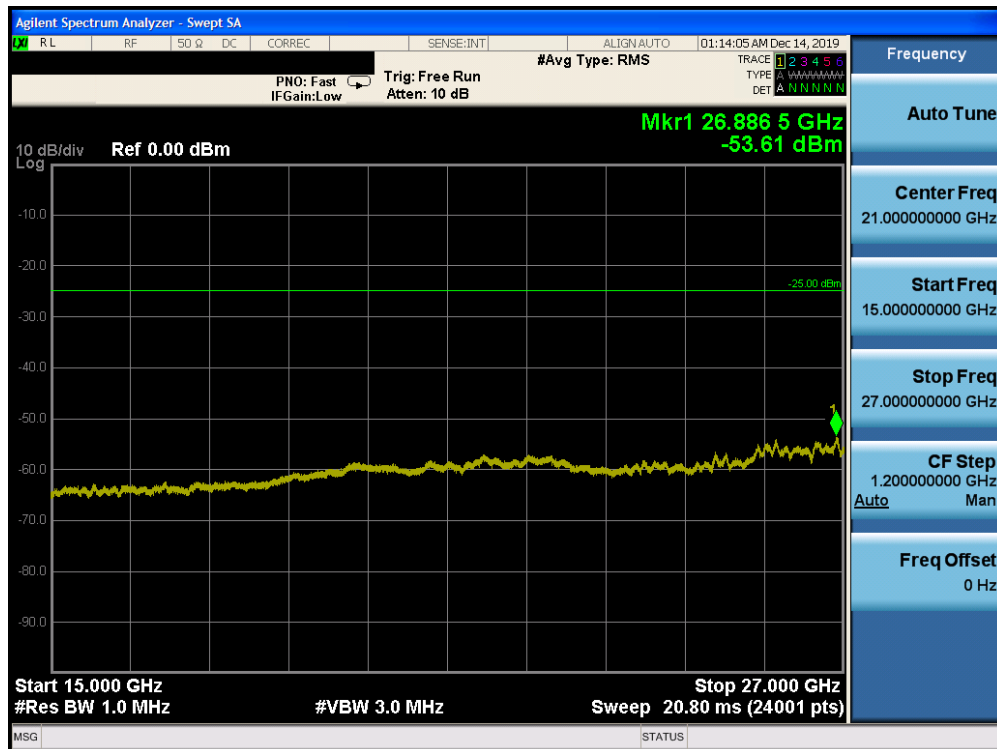


Plot 7-172. Conducted Spurious Plot (Band 7 – 20.0MHz QPSK – RB Size 1, RB Offset 0– Low Channel)

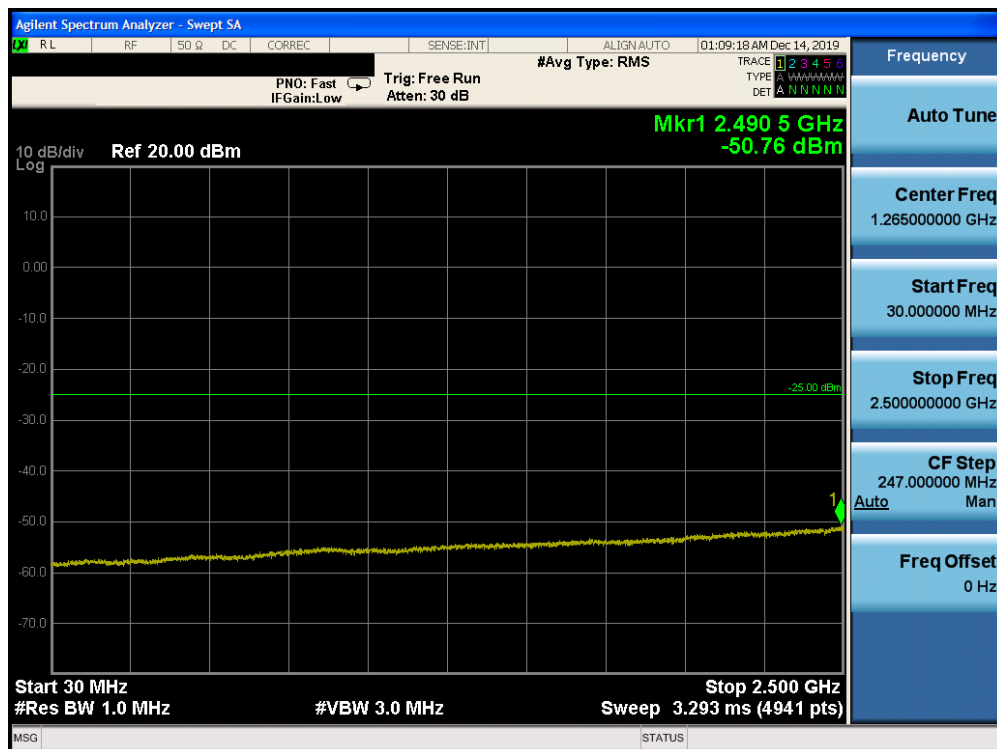


Plot 7-173. Conducted Spurious Plot (Band 7 – 20.0MHz QPSK – RB Size 1, RB Offset 0 – Low Channel)

| | | | |
|---|---|---------------------------------------|---------------------------------|
| FCC ID: BCGA2068 |  | MEASUREMENT REPORT (CERTIFICATION) | Approved by: Quality Manager |
| Test Report S/N: 1C1912170051-03.BCG | Test Dates: 12/10/2019 - 02/11/2020 | EUT Type: Tablet Device | Page 113 of 421 |

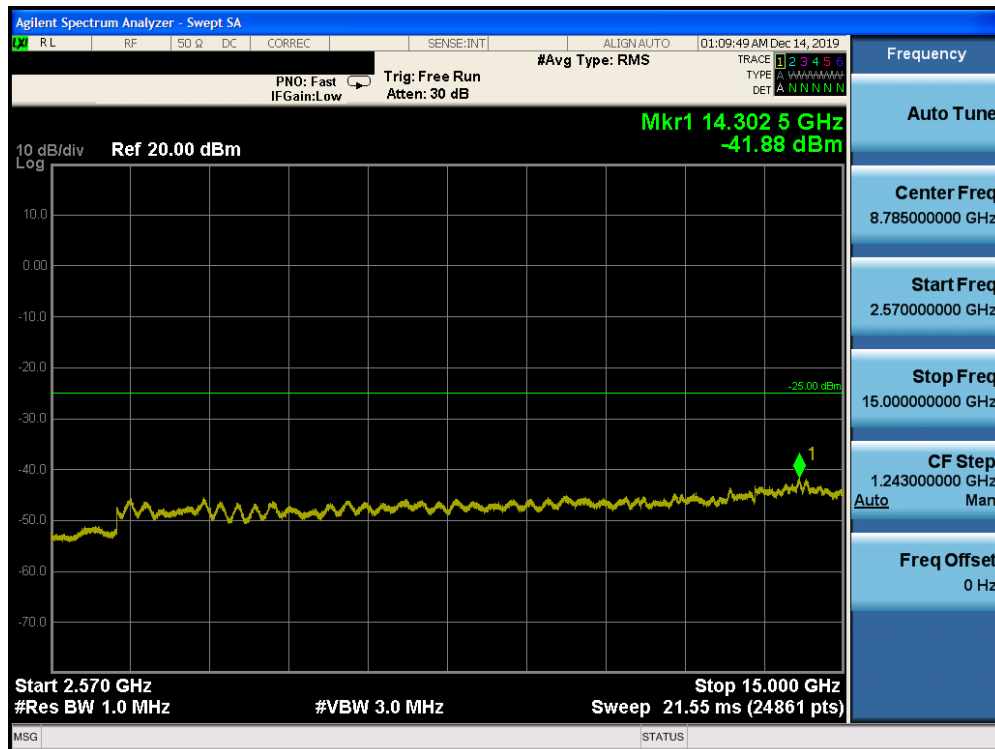


Plot 7-174. Conducted Spurious Plot (Band 7 – 20.0MHz QPSK – RB Size 1, RB Offset 0 – Low Channel)

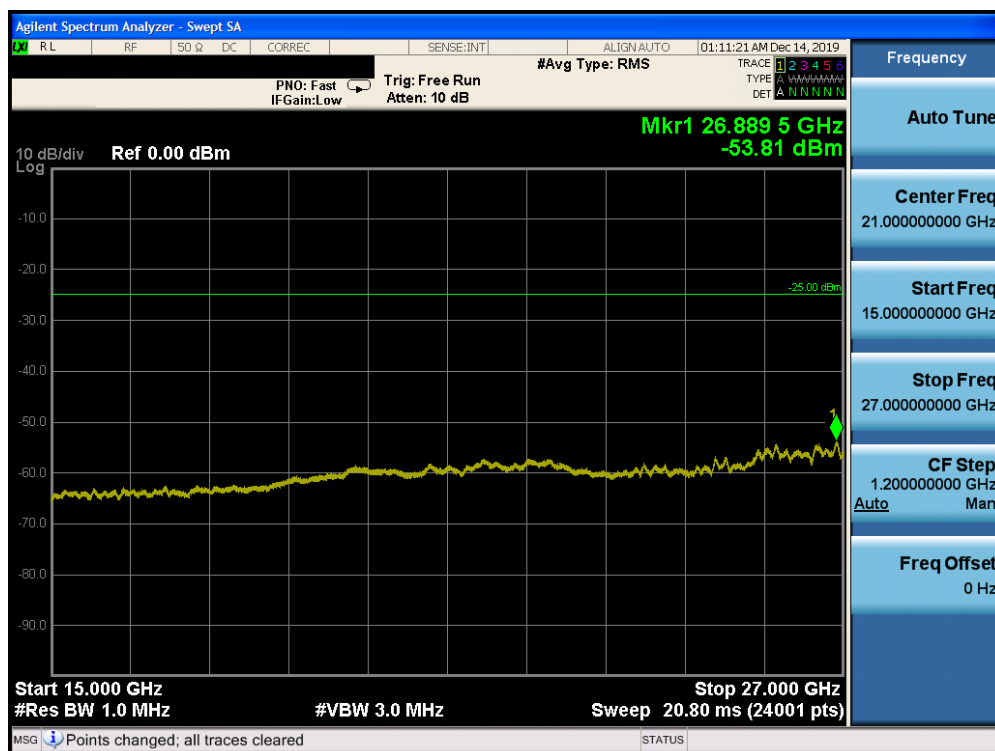


Plot 7-175. Conducted Spurious Plot (Band 7 – 20.0MHz QPSK – RB Size 1, RB Offset 0 – Mid Channel)

| | | | |
|---|---|---------------------------------------|---------------------------------|
| FCC ID: BCGA2068 |  | MEASUREMENT REPORT (CERTIFICATION) | Approved by: Quality Manager |
| Test Report S/N: 1C1912170051-03.BCG | Test Dates: 12/10/2019 - 02/11/2020 | EUT Type: Tablet Device | Page 114 of 421 |

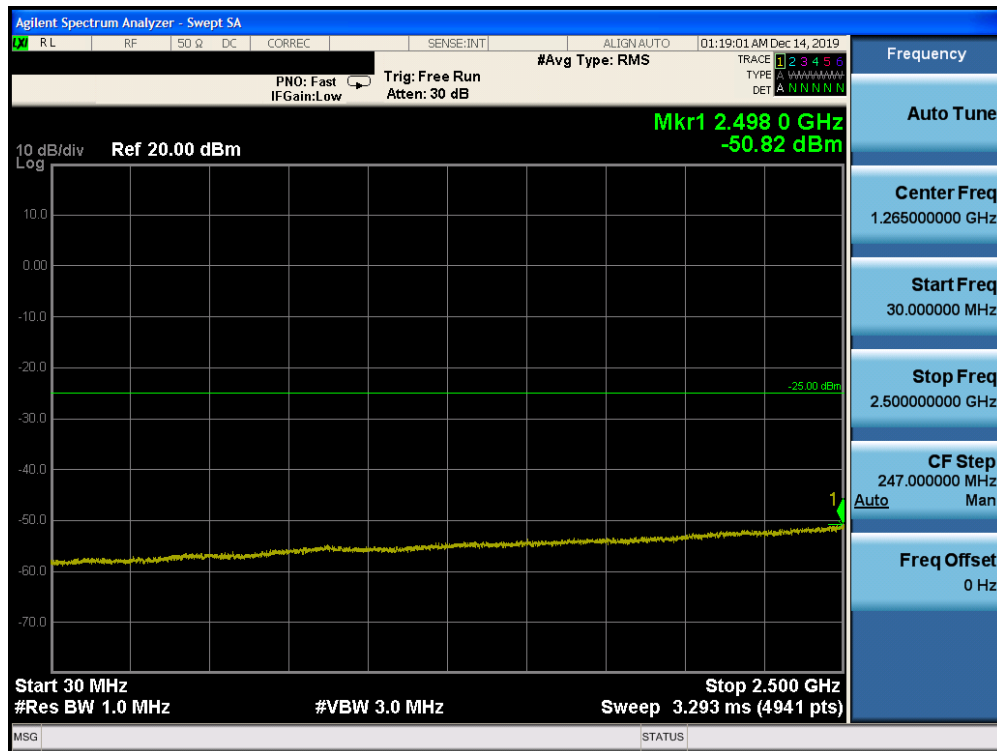


Plot 7-176. Conducted Spurious Plot (Band 7 – 20.0MHz QPSK – RB Size 1, RB Offset 0 – Mid Channel)

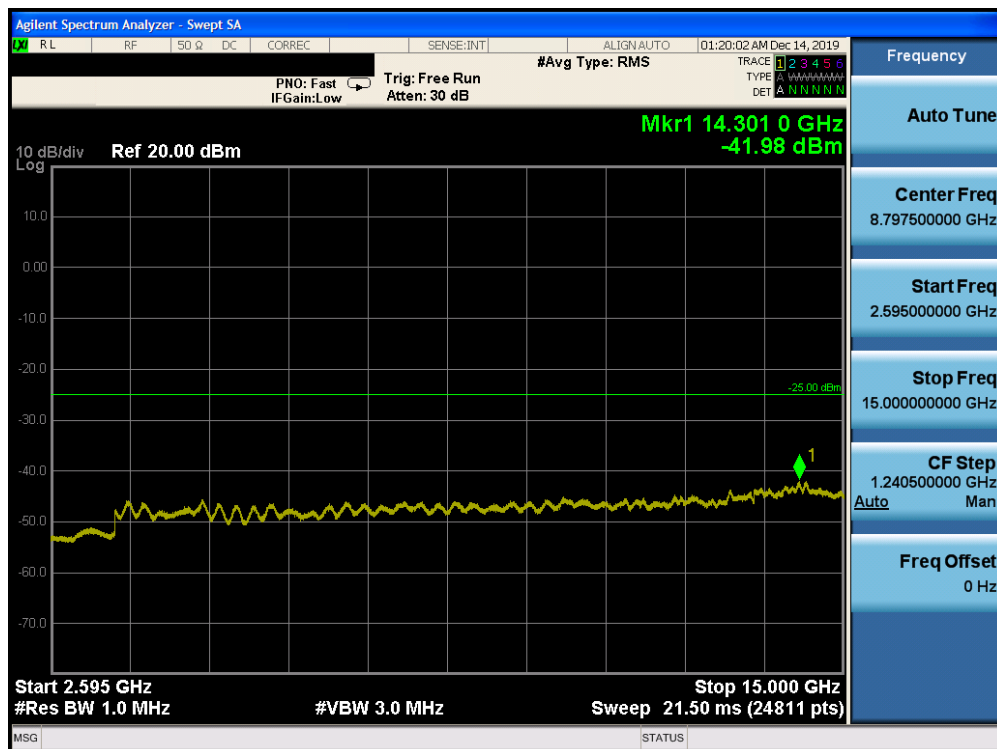


Plot 7-177. Conducted Spurious Plot (Band 7 – 20.0MHz QPSK – RB Size 1, RB Offset 0 – Mid Channel)

| | | | |
|--|---|-----------------------------------|--|
| FCC ID: BCGA2068 |  MEASUREMENT REPORT (CERTIFICATION) | | Approved by: Quality Manager |
| Test Report S/N: 1C1912170051-03.BCG | Test Dates: 12/10/2019 - 02/11/2020 | EUT Type: Tablet Device | Page 115 of 421 |

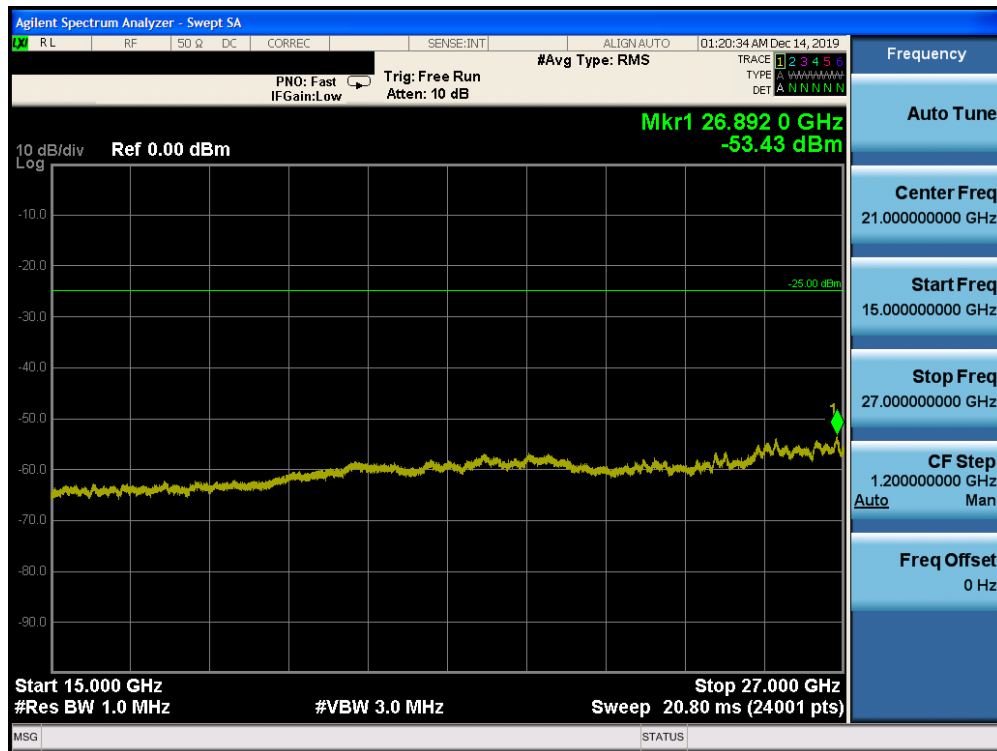


Plot 7-178. Conducted Spurious Plot (Band 7 – 20.0MHz QPSK – RB Size 1, RB Offset 0 – High Channel)



Plot 7-179. Conducted Spurious Plot (Band 7 – 20.0MHz QPSK – RB Size 1, RB Offset 0 – High Channel)

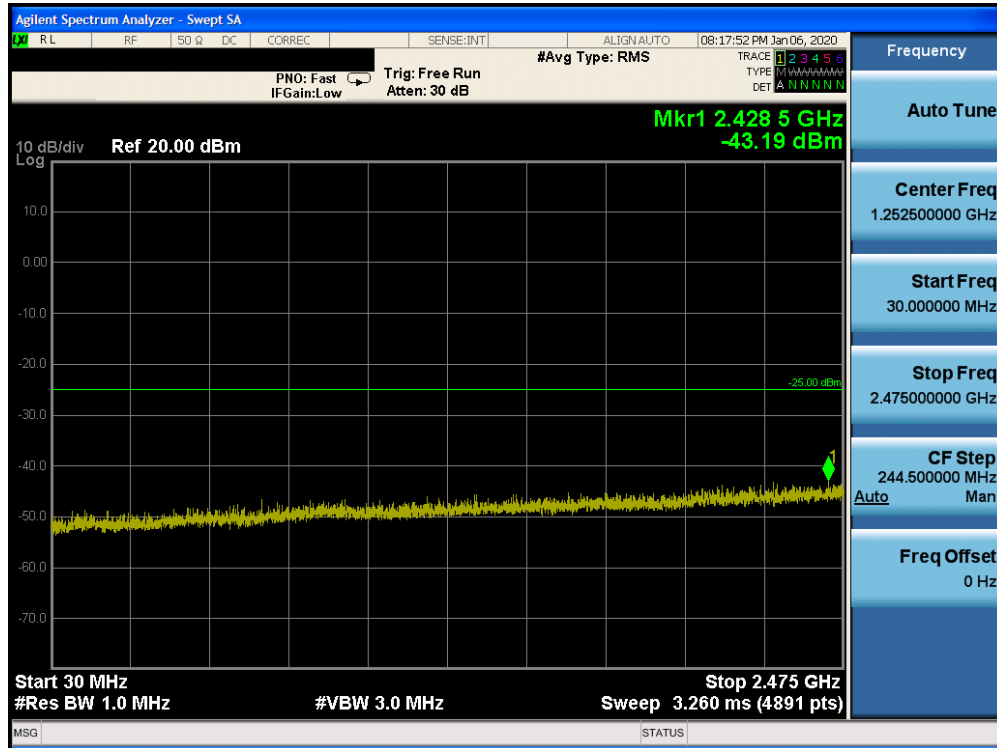
| | | | |
|---|---|---------------------------------------|---------------------------------|
| FCC ID: BCGA2068 |  | MEASUREMENT REPORT (CERTIFICATION) | Approved by: Quality Manager |
| Test Report S/N: 1C1912170051-03.BCG | Test Dates: 12/10/2019 - 02/11/2020 | EUT Type: Tablet Device | Page 116 of 421 |



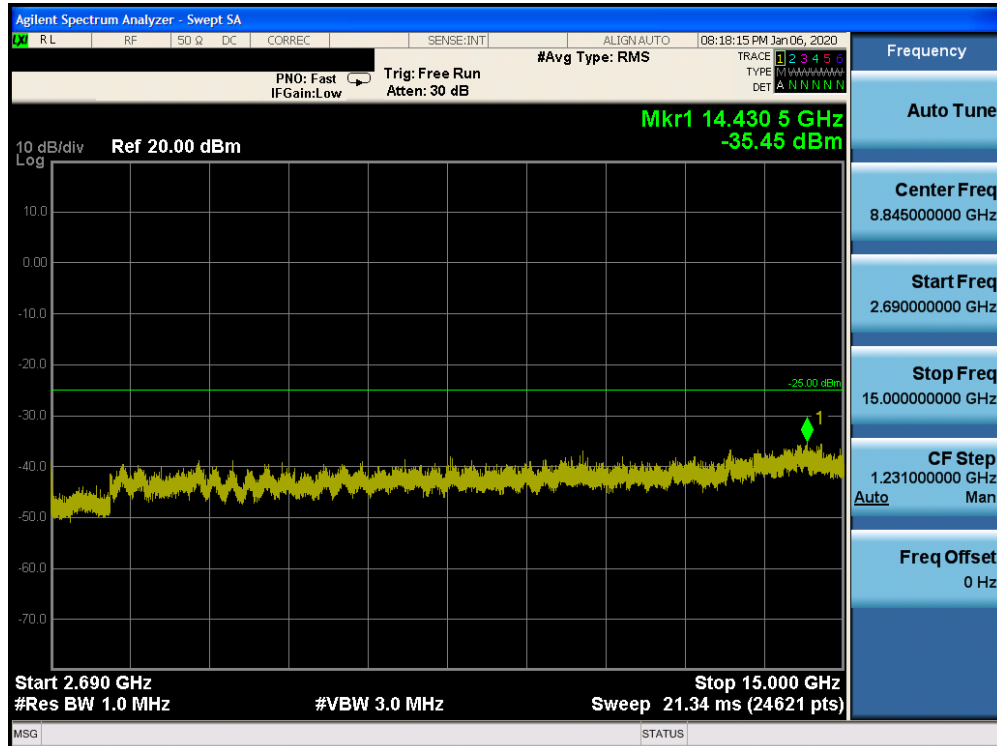
Plot 7-180. Conducted Spurious Plot (Band 7 – 20.0MHz QPSK – RB Size 1, RB Offset 0 – High Channel)

| | | | |
|---|---|---------------------------------------|---------------------------------|
| FCC ID: BCGA2068 |  | MEASUREMENT REPORT (CERTIFICATION) | Approved by: Quality Manager |
| Test Report S/N: 1C1912170051-03.BCG | Test Dates: 12/10/2019 - 02/11/2020 | EUT Type: Tablet Device | Page 117 of 421 |

Band 41

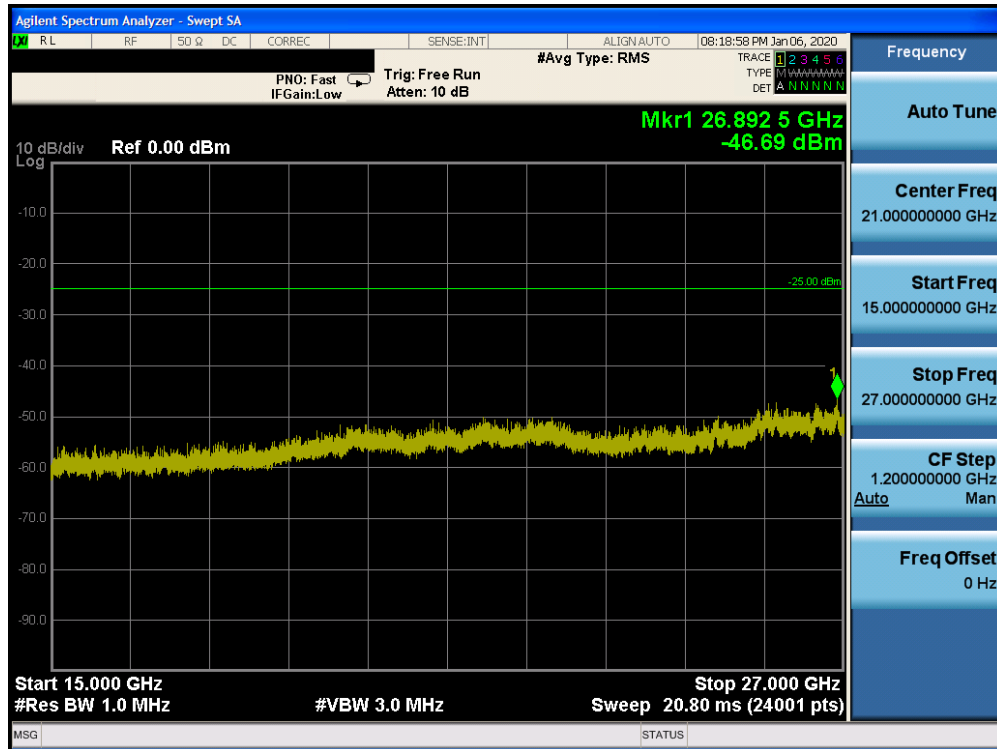


Plot 7-181. Conducted Spurious Plot (Band 41 – 20.0MHz QPSK – RB Size 1, RB Offset 0– Low Channel)

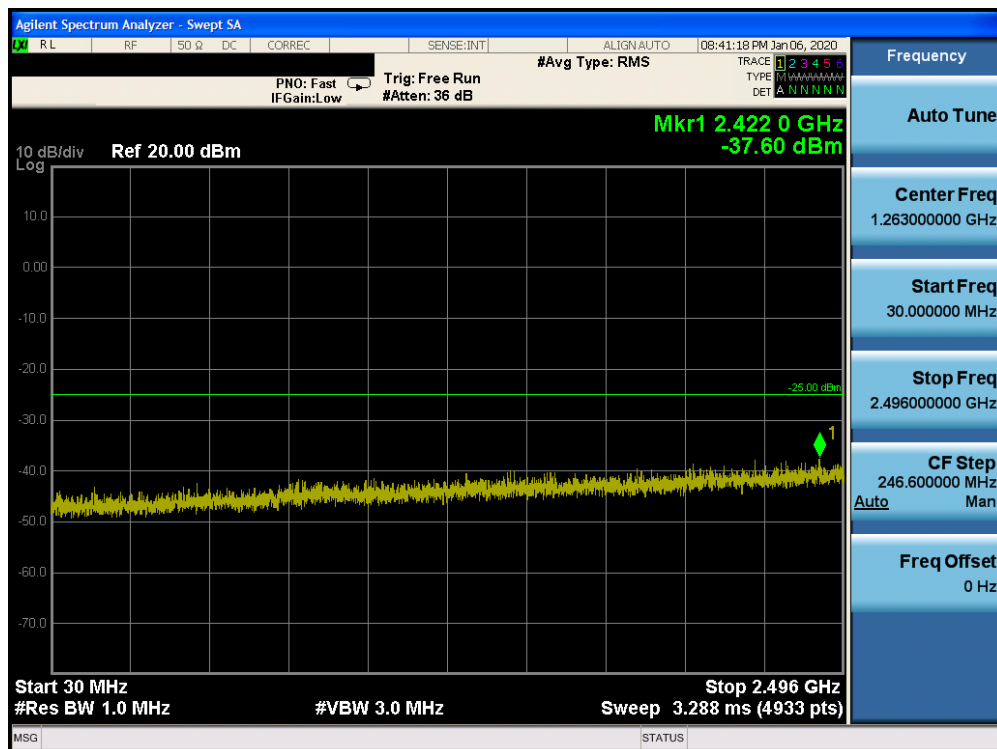


Plot 7-182. Conducted Spurious Plot (Band 41 – 20.0MHz QPSK – RB Size 1, RB Offset 0 – Low Channel)

| | | | |
|---|---|---------------------------------------|---------------------------------|
| FCC ID: BCGA2068 |  | MEASUREMENT REPORT (CERTIFICATION) | Approved by: Quality Manager |
| Test Report S/N: 1C1912170051-03.BCG | Test Dates: 12/10/2019 - 02/11/2020 | EUT Type: Tablet Device | Page 118 of 421 |

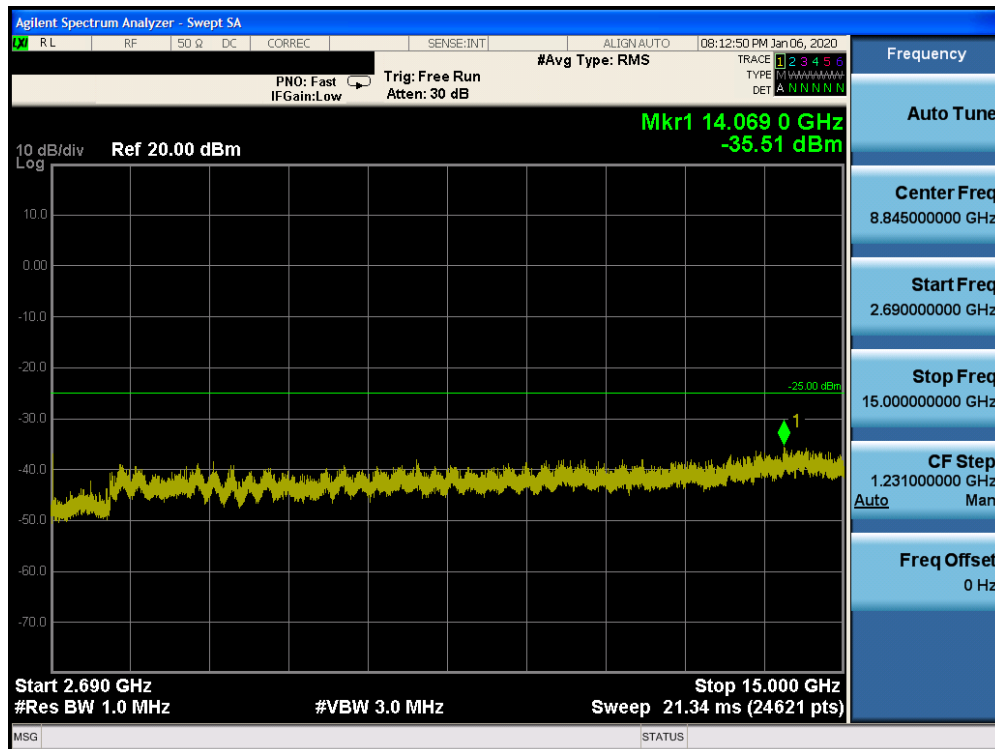


Plot 7-183. Conducted Spurious Plot (Band 41 – 20.0MHz QPSK – RB Size 1, RB Offset 0 – Low Channel)

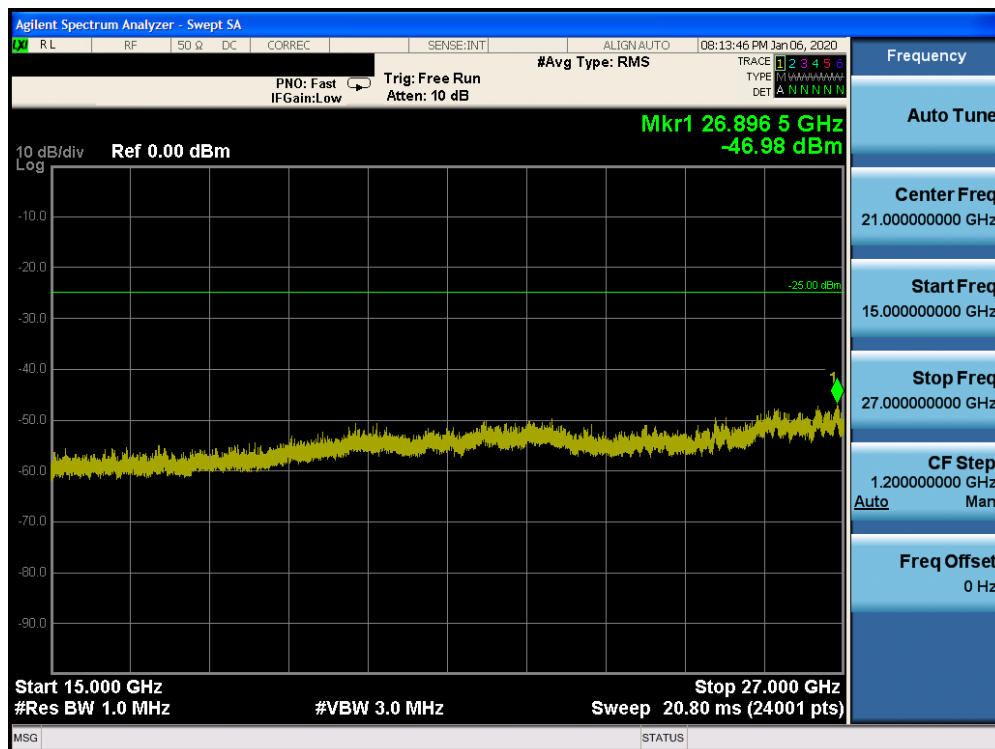


Plot 7-184. Conducted Spurious Plot (Band 41 – 20.0MHz QPSK – RB Size 1, RB Offset 0 – Mid Channel)

| | | | |
|---|--|---------------------------------------|---------------------------------|
| FCC ID: BCGA2068 | PCTEST | MEASUREMENT REPORT (CERTIFICATION) | Approved by: Quality Manager |
| Test Report S/N: 1C1912170051-03.BCG | Test Dates: 12/10/2019 - 02/11/2020 | EUT Type: Tablet Device | Page 119 of 421 |

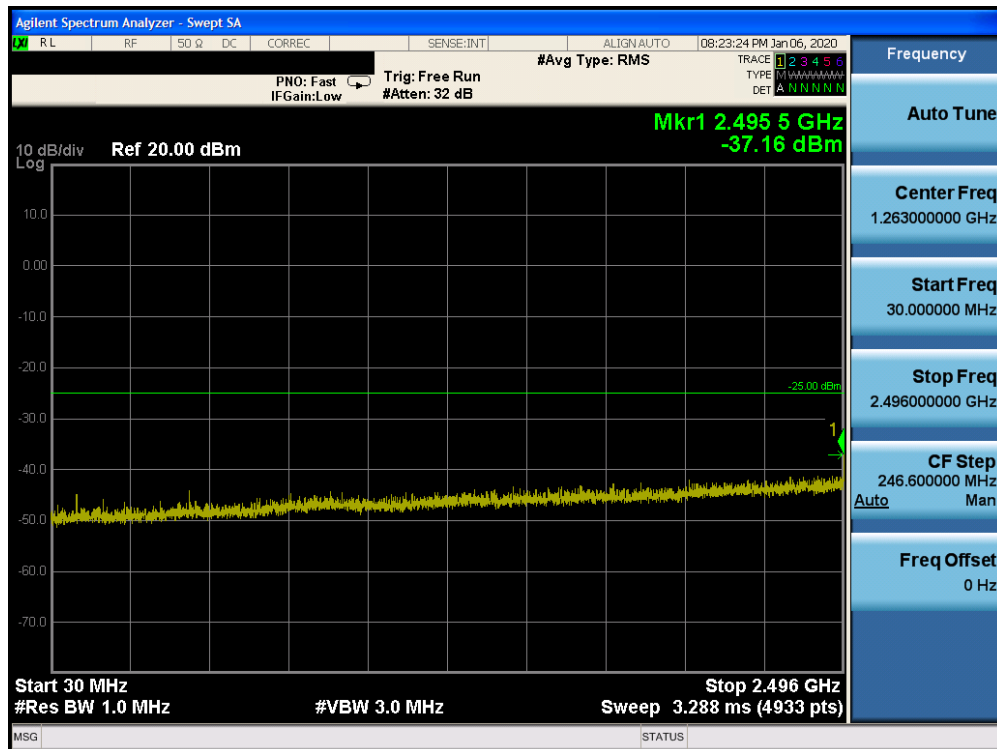


Plot 7-185. Conducted Spurious Plot (Band 41 – 20.0MHz QPSK – RB Size 1, RB Offset 0 – Mid Channel)

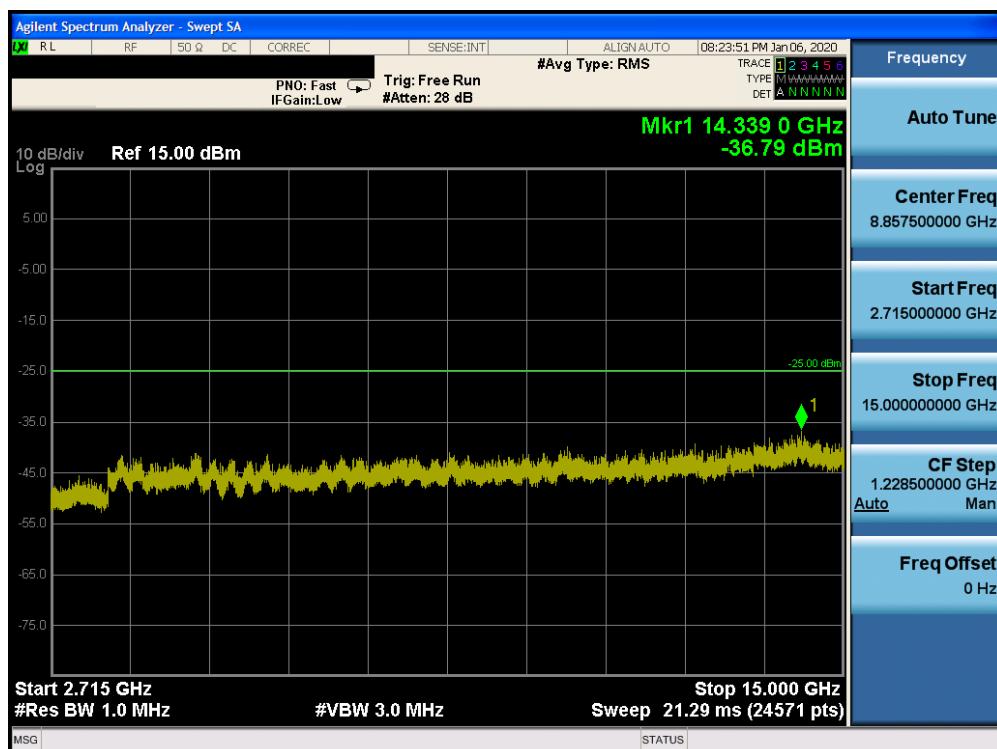


Plot 7-186. Conducted Spurious Plot (Band 41 – 20.0MHz QPSK – RB Size 1, RB Offset 0 – Mid Channel)

| | | | |
|---|---|---------------------------------------|---------------------------------|
| FCC ID: BCGA2068 |  | MEASUREMENT REPORT (CERTIFICATION) | Approved by: Quality Manager |
| Test Report S/N: 1C1912170051-03.BCG | Test Dates: 12/10/2019 - 02/11/2020 | EUT Type: Tablet Device | Page 120 of 421 |

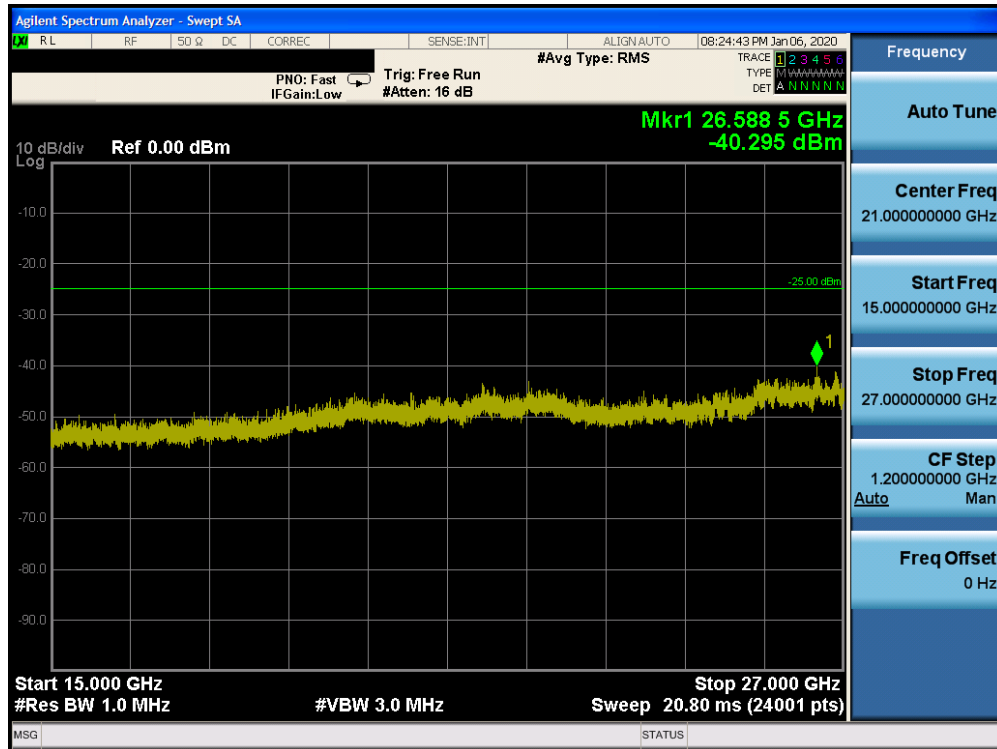


Plot 7-187. Conducted Spurious Plot (Band 41 – 20.0MHz QPSK – RB Size 1, RB Offset 0 – High Channel)



Plot 7-188. Conducted Spurious Plot (Band 41 – 20.0MHz QPSK – RB Size 1, RB Offset 0 – High Channel)

| | | | |
|--|---|-----------------------------------|--|
| FCC ID: BCGA2068 |  MEASUREMENT REPORT (CERTIFICATION) | | Approved by: Quality Manager |
| Test Report S/N: 1C1912170051-03.BCG | Test Dates: 12/10/2019 - 02/11/2020 | EUT Type: Tablet Device | Page 121 of 421 |



Plot 7-189. Conducted Spurious Plot (Band 41 – 20.0MHz QPSK – RB Size 1, RB Offset 0 – High Channel)

| | | | |
|---|---|---------------------------------------|---------------------------------|
| FCC ID: BCGA2068 |  | MEASUREMENT REPORT (CERTIFICATION) | Approved by: Quality Manager |
| Test Report S/N: 1C1912170051-03.BCG | Test Dates: 12/10/2019 - 02/11/2020 | EUT Type: Tablet Device | Page 122 of 421 |

7.4 Band Edge Emissions at Antenna Terminal

Test Overview

All out of band emissions are measured with a spectrum analyzer connected to the antenna terminal of the EUT while the EUT is operating at its maximum duty cycle, at maximum power, and at the appropriate frequencies. All data rates were investigated to determine the worst case configuration. All modes of operation were investigated and the worst case configuration results are reported in this section.

The minimum permissible attenuation level of any spurious emission is $43 + \log_{10}(P_{\text{Watts}})$, where P is the transmitter power in Watts.

The minimum permissible attenuation level for Band 30 is $> 43 + 10\log_{10}(P_{\text{Watts}})$ at 2300-2305MHz & 2345-2360MHz, $> 55 + 10\log_{10}(P_{\text{Watts}})$ at 2320-2324MHz & 2341-2345MHz, $> 61 + 10\log_{10}(P_{\text{Watts}})$ at 2324-2328MHz & 2337-2341MHz, $> 67 + 10\log_{10}(P_{\text{Watts}})$ at 2288-2292MHz & 2328-2337MHz, and $> 70 + 10\log_{10}(P_{\text{Watts}})$ at frequencies $< 2288\text{MHz}$ & $> 2365\text{MHz}$.

The minimum permissible attenuation level for Band 7 and 41 is as noted in the Test Notes on the following page.

Test Procedure Used

KDB 971168 D01 v03r01 – Section 6.0

Test Settings

1. Start and stop frequency were set such that the band edge would be placed in the center of the plot
2. Span was set large enough so as to capture all out of band emissions near the band edge
3. RBW \geq 1% of the emission bandwidth
4. VBW \geq 3 x RBW
5. Detector = RMS
6. Number of sweep points \geq 2 x Span/RBW
7. Trace mode = trace average for continuous emissions, max hold for pulse emissions
8. Sweep time = auto couple
9. The trace was allowed to stabilize

Test Setup

The EUT and measurement equipment were set up as shown in the diagram below.




Figure 7-3. Test Instrument & Measurement Setup

| | | | |
|---|---|---------------------------------------|---------------------------------|
| FCC ID: BCGA2068 |  | MEASUREMENT REPORT (CERTIFICATION) | Approved by: Quality Manager |
| Test Report S/N: 1C1912170051-03.BCG | Test Dates: 12/10/2019 - 02/11/2020 | EUT Type: Tablet Device | Page 123 of 421 |

Test Notes

Per 22.917(b) 24.238(a) 27.53(h) in the 1 MHz bands immediately outside and adjacent to the frequency block a resolution bandwidth of at least one percent of the emission bandwidth of the fundamental emission of the transmitter may be employed to demonstrate compliance with the out-of-band emissions limit. The emission bandwidth is defined as the width of the signal between two points, one below the carrier center frequency and one above the carrier center frequency, outside of which all emission are attenuated at least 26 dB below the transmitter power.

Per 27.53(g) for operations in the 698-746 MHz band, in the 100 kHz bands immediately outside and adjacent to the frequency block a resolution bandwidth of at least 30 kHz may be employed to demonstrate compliance with the out-of-band emissions limit.

Per 27.53(c)(5) for operations in the 776-788 MHz band, in the 100 kHz bands immediately outside and adjacent to the frequency block a resolution bandwidth of at least 30 kHz may be employed to demonstrate compliance with the out-of-band emissions limit.

For all plots showing emissions in the 763 – 775MHz and 793 – 805MHz band, the FCC limit per 27.53(c)(4) is $65 + 10\log_{10}(P) = -35\text{dBm}$ in a 6.25kHz bandwidth.

Per 27.53(a)(5) in the 1 MHz bands immediately outside and adjacent to the channel blocks at 2305, 2310, 2315, 2320, 2345, 2350, 2355, and 2360 MHz, a resolution bandwidth of at least 1 percent of the emission bandwidth of the fundamental emission of the transmitter may be employed. A narrower resolution bandwidth is permitted in all cases to improve measurement accuracy provided the measured power is integrated over the full required measurement bandwidth (i.e., 1 MHz). The emission bandwidth is defined as the width of the signal between two points, one below the carrier center frequency and one above the carrier center frequency, outside of which all emissions are attenuated at least 26 dB below the transmitter power.

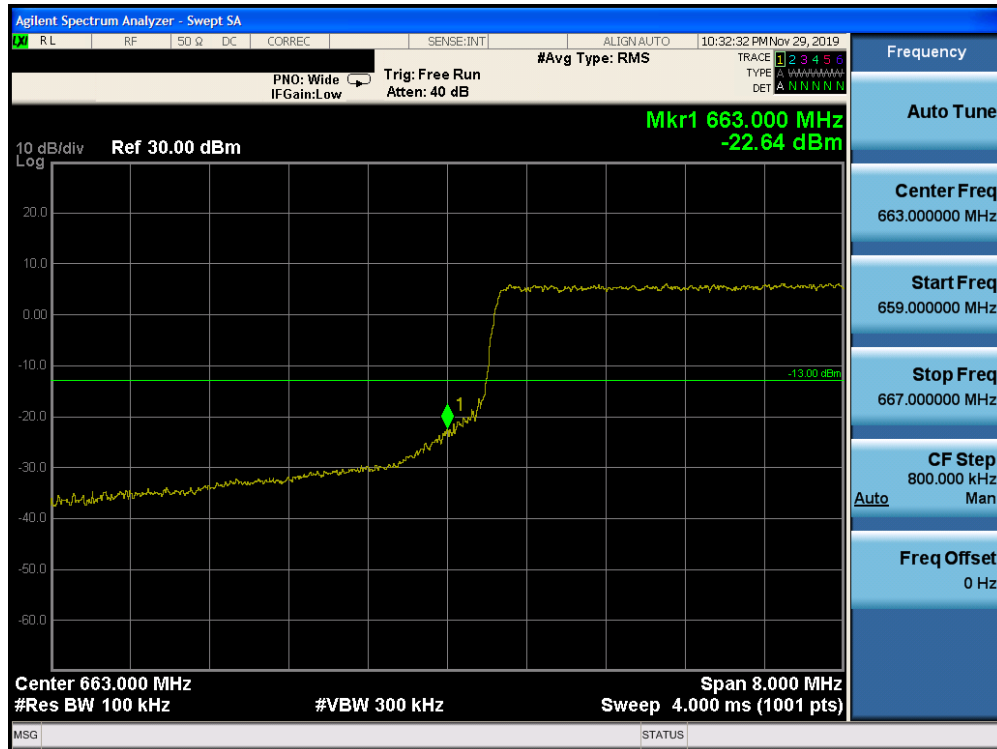
Per 27.53(m) for operations in the BRS/EBS bands, the attenuation factor shall be not less than $40 + 10 \log (P)$ dB on all frequencies between the channel edge and 5 megahertz from the channel edge, $43 + 10 \log (P)$ dB on all frequencies between 5 megahertz and X megahertz from the channel edge, and $55 + 10 \log (P)$ dB on all frequencies more than X megahertz from the channel edge, where X is the greater of 6 megahertz or the actual emission bandwidth. In addition, the attenuation factor shall not be less that $43 + 10 \log (P)$ dB on all frequencies between 2490.5 MHz and 2496 MHz and $55 + 10 \log (P)$ dB at or below 2490.5 MHz.

All ports were tested and only the worst case data were reported.

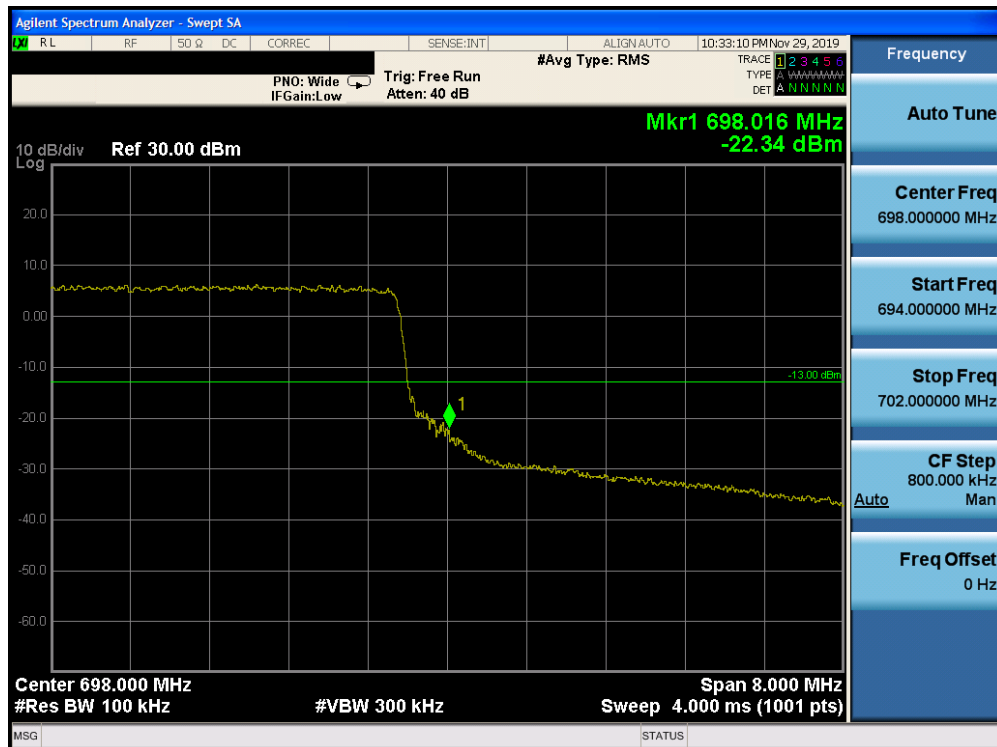
Refer to Table 2-1 Section 2.3 of this test report for correlation between Antennas and Ports.

| | | | |
|---|---|---------------------------------------|---------------------------------|
| FCC ID: BCGA2068 |  | MEASUREMENT REPORT (CERTIFICATION) | Approved by: Quality Manager |
| Test Report S/N: 1C1912170051-03.BCG | Test Dates: 12/10/2019 - 02/11/2020 | EUT Type: Tablet Device | Page 124 of 421 |

V 9.5 12/16/2019

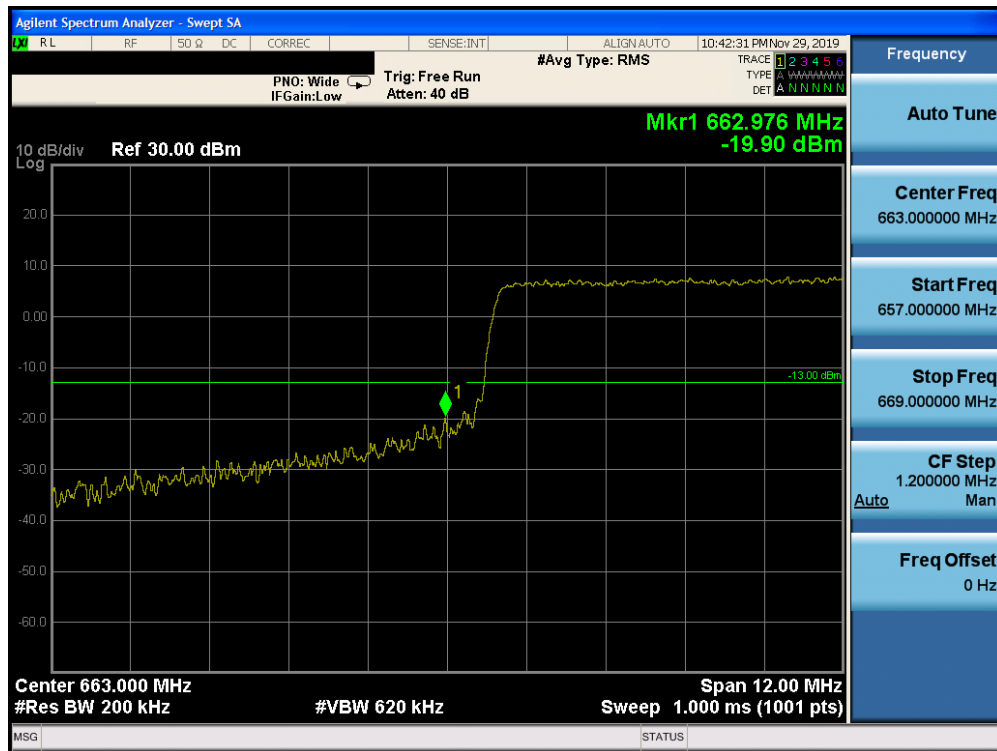


Plot 7-192. Lower Band Edge Plot (Band 71 – 10.0MHz QPSK – RB Size 50)

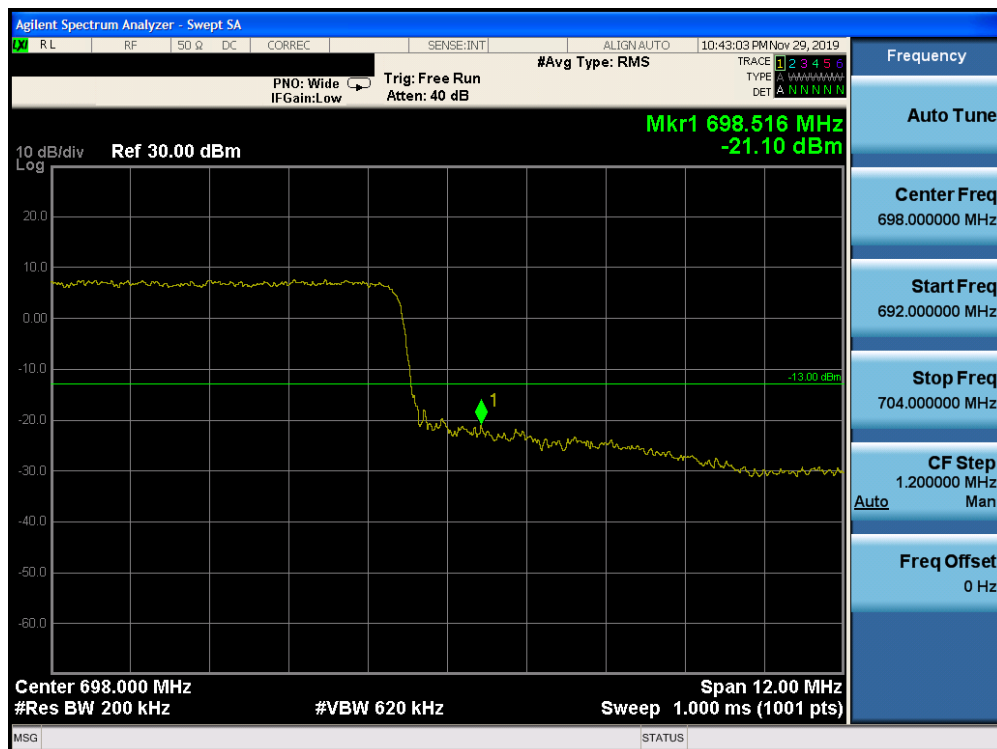


Plot 7-193. Upper Band Edge Plot (Band 71 – 10.0MHz QPSK – RB Size 50)

| | | | |
|---|--|---------------------------------------|---------------------------------|
| FCC ID: BCGA2068 | PCTEST | MEASUREMENT REPORT (CERTIFICATION) | Approved by: Quality Manager |
| Test Report S/N: 1C1912170051-03.BCG | Test Dates: 12/10/2019 - 02/11/2020 | EUT Type: Tablet Device | Page 126 of 421 |

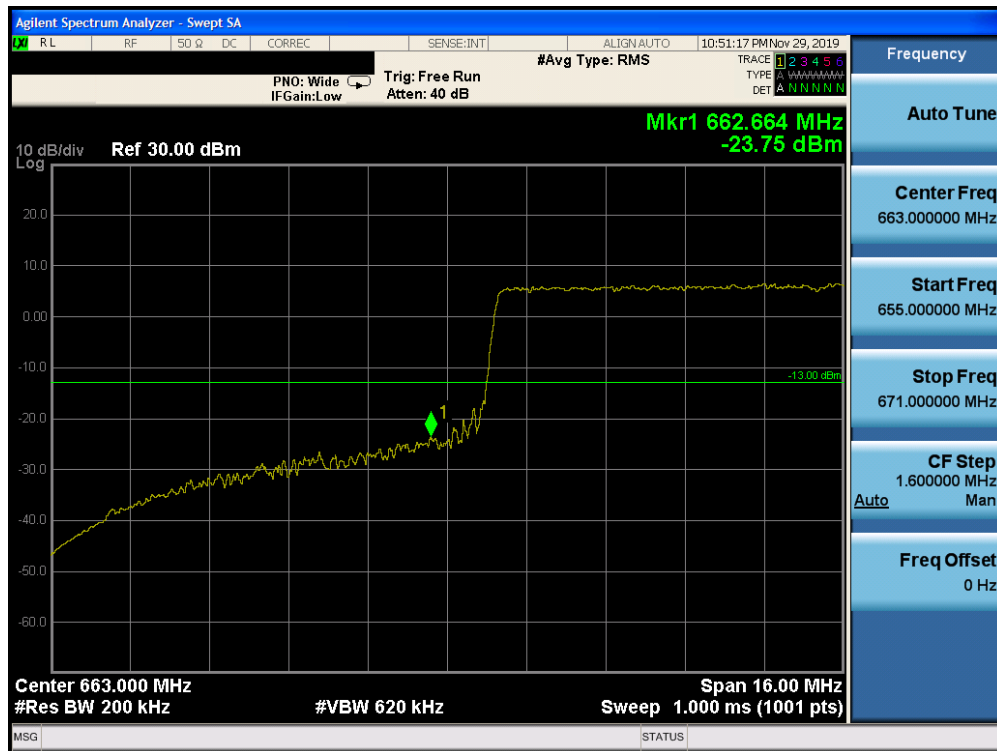


Plot 7-194. Lower Band Edge Plot (Band 71 – 15.0MHz QPSK – RB Size 75)

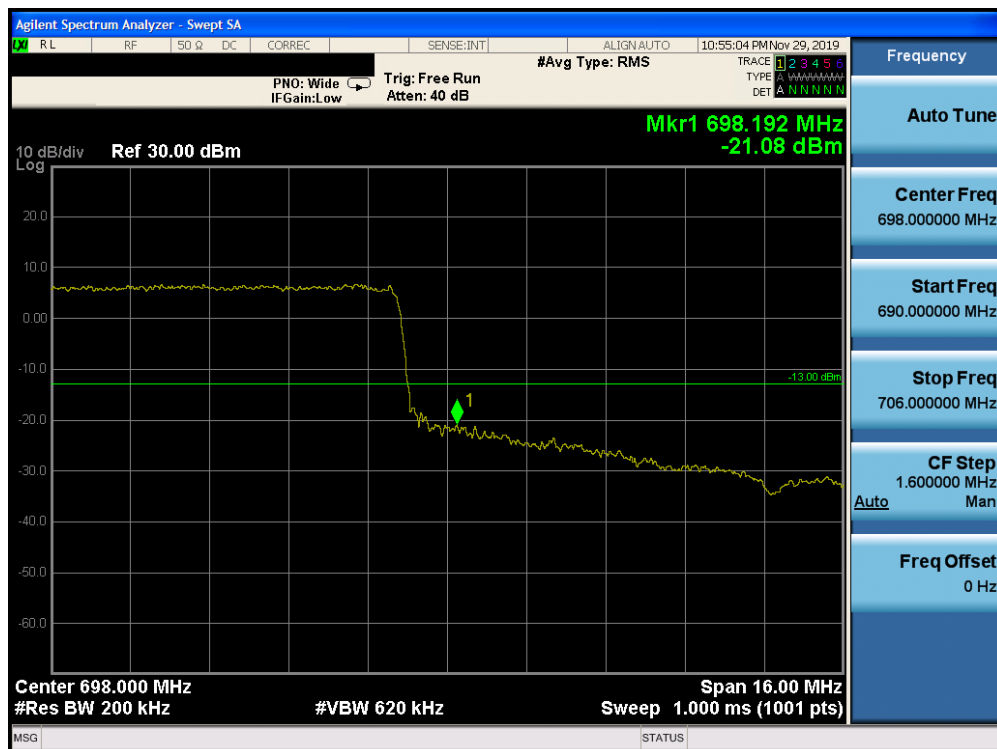


Plot 7-195. Upper Band Edge Plot (Band 71 – 15.0MHz QPSK – RB Size 75)

| | | | |
|---|---|---------------------------------------|---------------------------------|
| FCC ID: BCGA2068 |  | MEASUREMENT REPORT (CERTIFICATION) | Approved by: Quality Manager |
| Test Report S/N: 1C1912170051-03.BCG | Test Dates: 12/10/2019 - 02/11/2020 | EUT Type: Tablet Device | Page 127 of 421 |



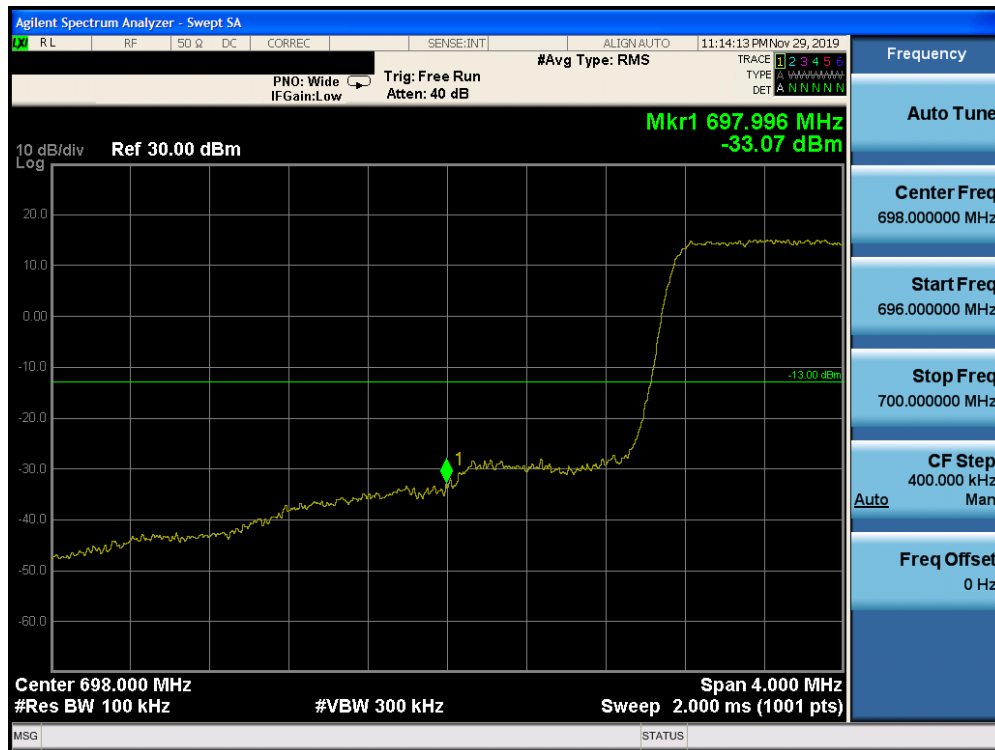
Plot 7-196. Lower Band Edge Plot (Band 71 – 20.0MHz QPSK – RB Size 100)



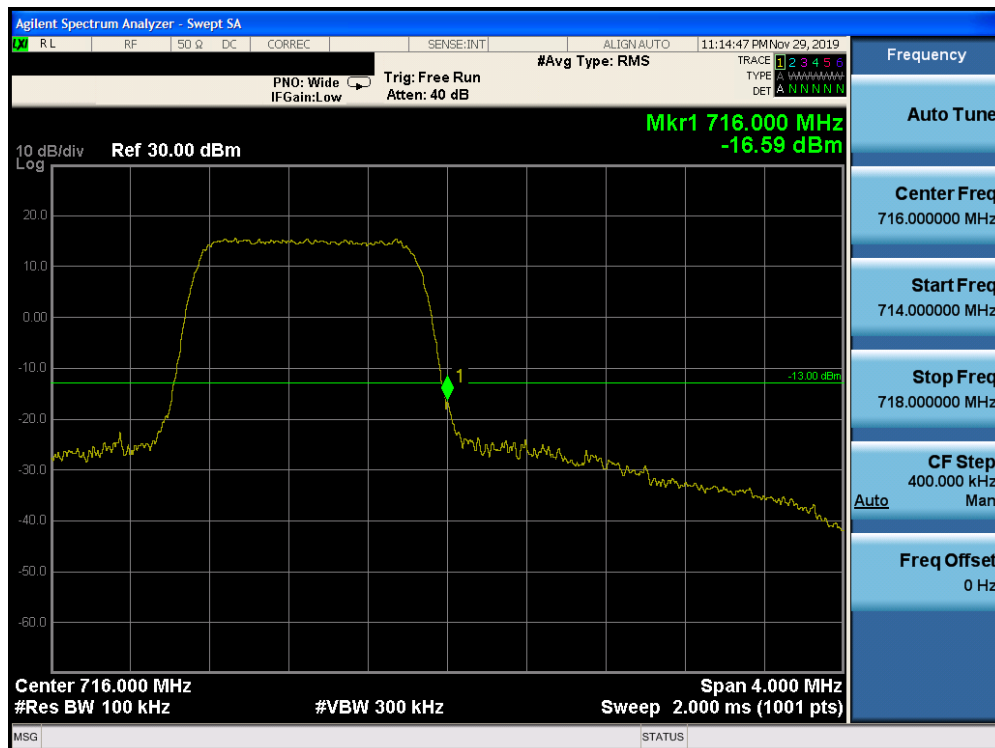
Plot 7-197. Upper Band Edge Plot (Band 71 – 20.0MHz QPSK – RB Size 100)

| | | | |
|---|---|---------------------------------------|---------------------------------|
| FCC ID: BCGA2068 |  | MEASUREMENT REPORT (CERTIFICATION) | Approved by: Quality Manager |
| Test Report S/N: 1C1912170051-03.BCG | Test Dates: 12/10/2019 - 02/11/2020 | EUT Type: Tablet Device | Page 128 of 421 |

Band 12

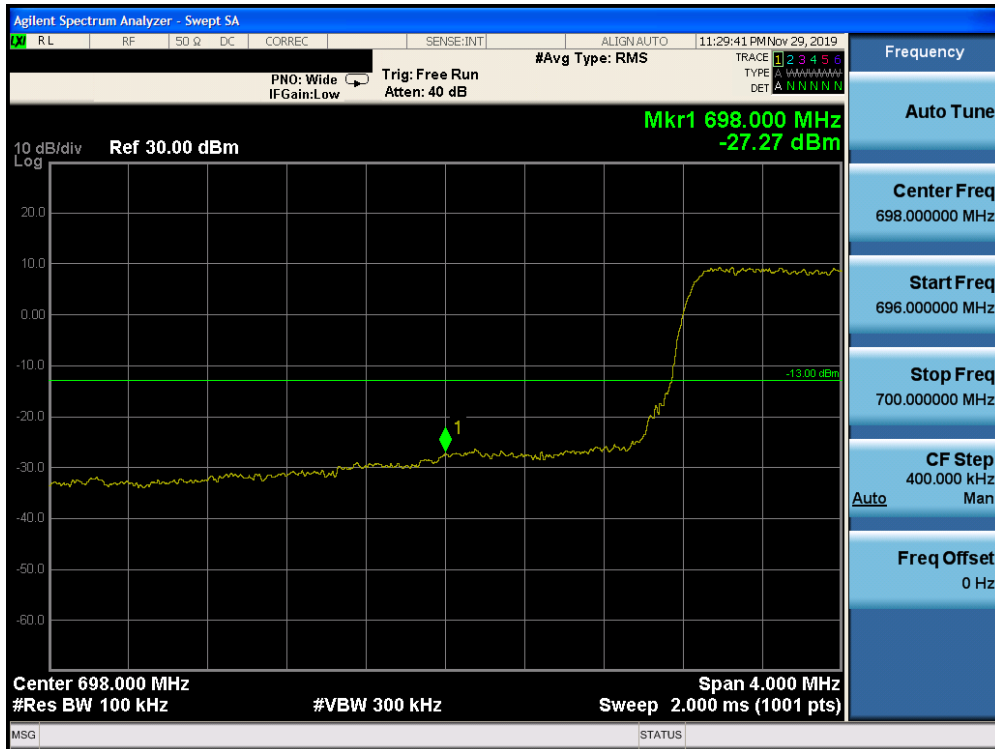


Plot 7-198. Lower Band Edge Plot (Band 12 – 1.4MHz QPSK – RB Size 6)

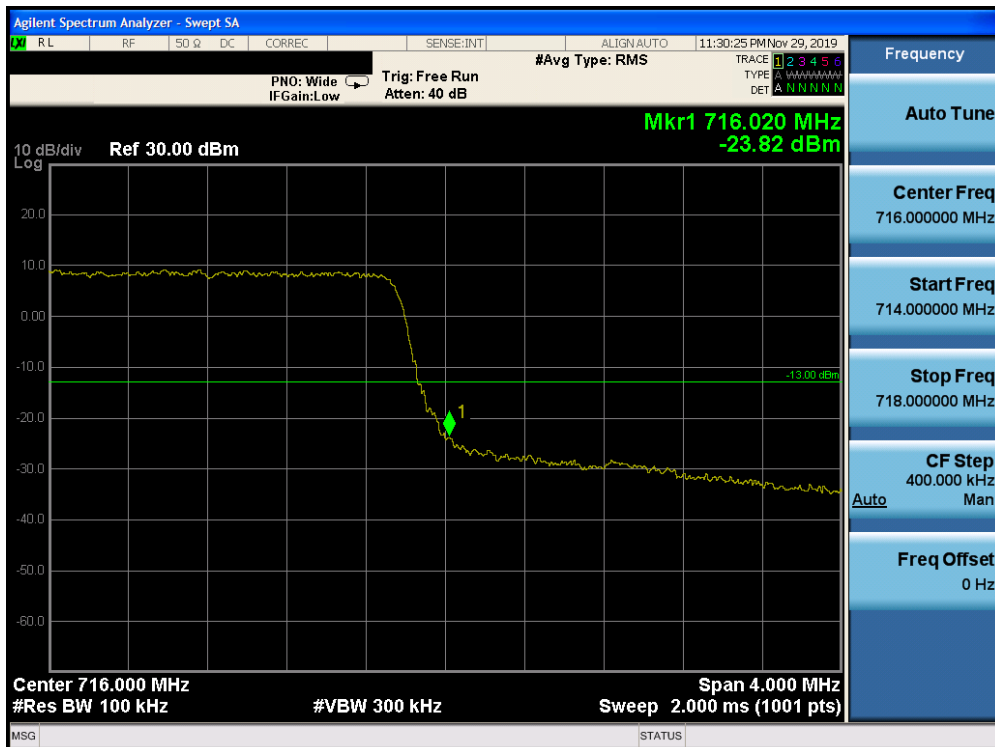


Plot 7-199. Upper Band Edge Plot (Band 12 – 1.4MHz QPSK – RB Size 6)

| | | | |
|---|---|---------------------------------------|---------------------------------|
| FCC ID: BCGA2068 |  | MEASUREMENT REPORT (CERTIFICATION) | Approved by: Quality Manager |
| Test Report S/N: 1C1912170051-03.BCG | Test Dates: 12/10/2019 - 02/11/2020 | EUT Type: Tablet Device | Page 129 of 421 |

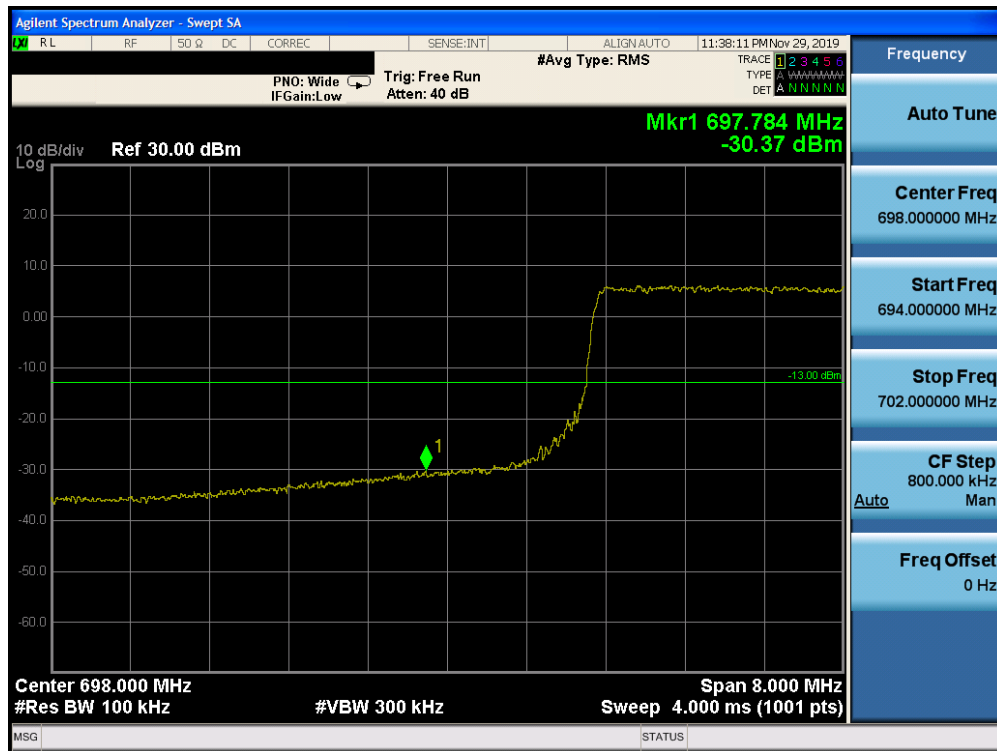


Plot 7-202. Lower Band Edge Plot (Band 12 – 5.0MHz QPSK – RB Size 25)

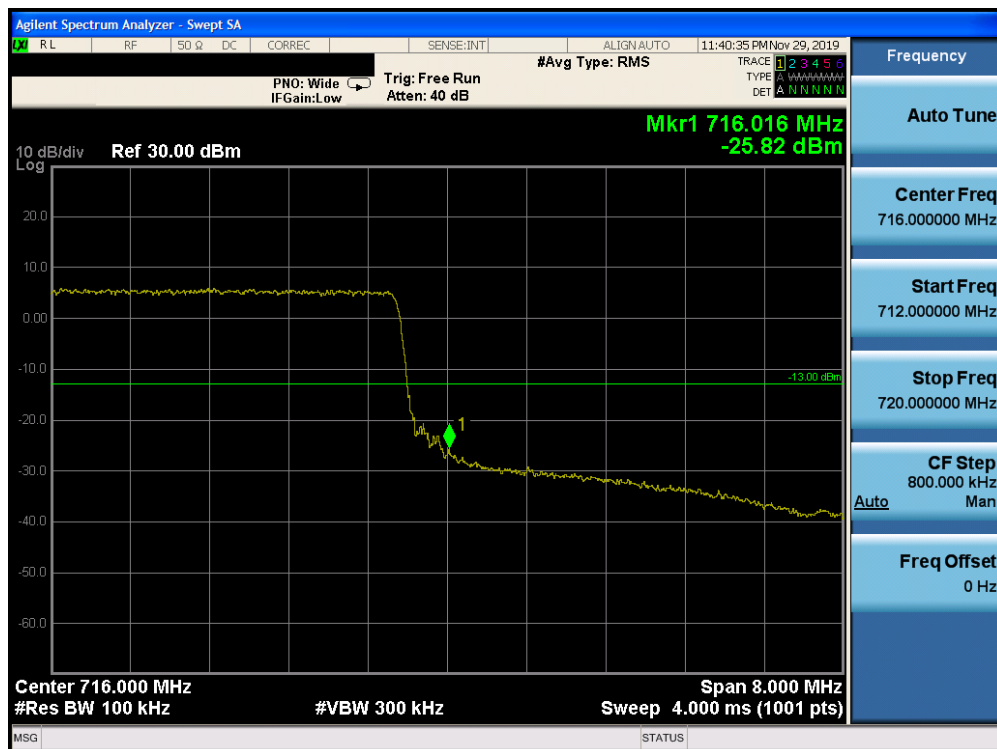


Plot 7-203. Upper Band Edge Plot (Band 12 – 5.0MHz QPSK – RB Size 25)

| | | | |
|---|--|---------------------------------------|---------------------------------|
| FCC ID: BCGA2068 | PCTEST | MEASUREMENT REPORT (CERTIFICATION) | Approved by: Quality Manager |
| Test Report S/N: 1C1912170051-03.BCG | Test Dates: 12/10/2019 - 02/11/2020 | EUT Type: Tablet Device | Page 131 of 421 |



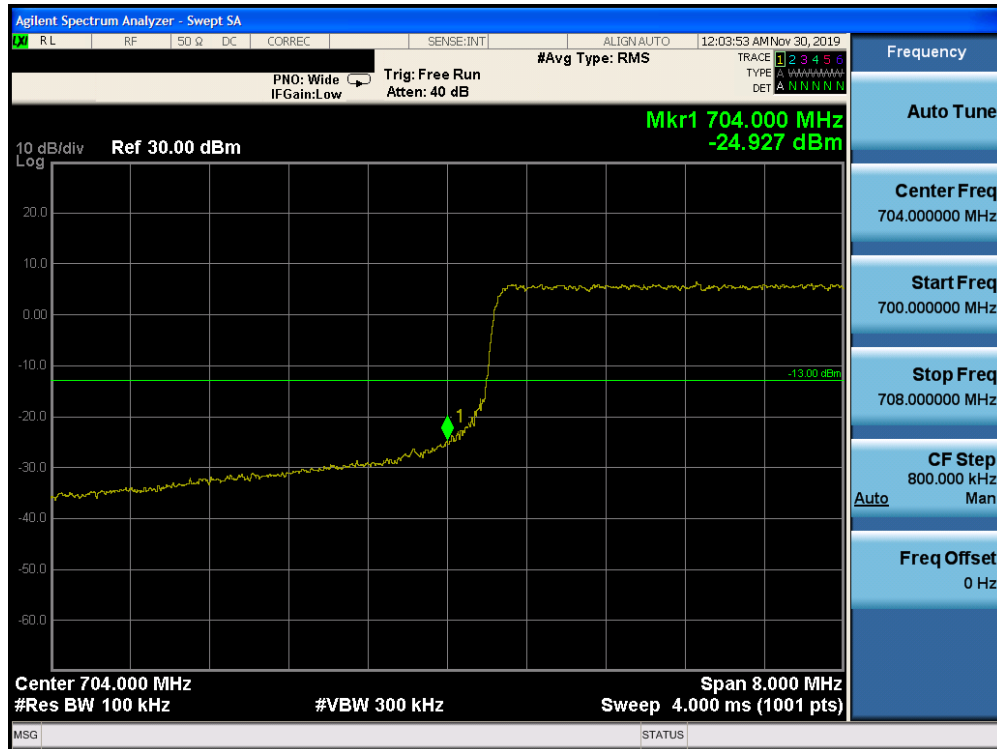
Plot 7-204. Lower Band Edge Plot (Band 12 – 10.0MHz QPSK – RB Size 50)



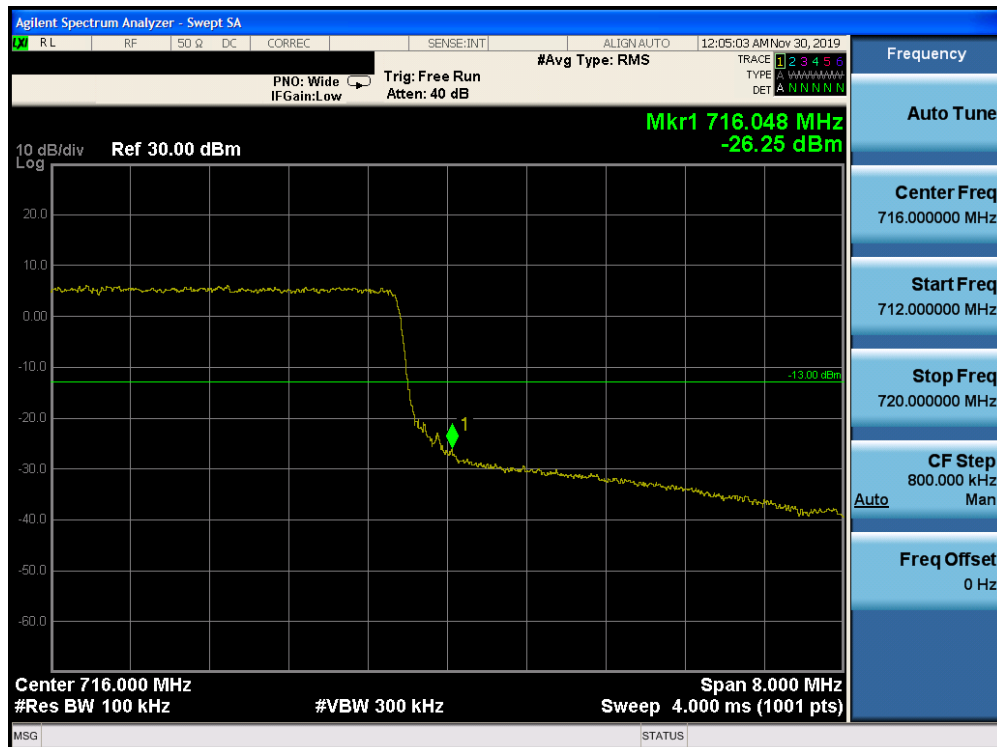
Plot 7-205. Upper Band Edge Plot (Band 12 – 10.0MHz QPSK – RB Size 50)

| | | | |
|---|---|---------------------------------------|---------------------------------|
| FCC ID: BCGA2068 |  | MEASUREMENT REPORT (CERTIFICATION) | Approved by: Quality Manager |
| Test Report S/N: 1C1912170051-03.BCG | Test Dates: 12/10/2019 - 02/11/2020 | EUT Type: Tablet Device | Page 132 of 421 |

V 9.5 12/16/2019



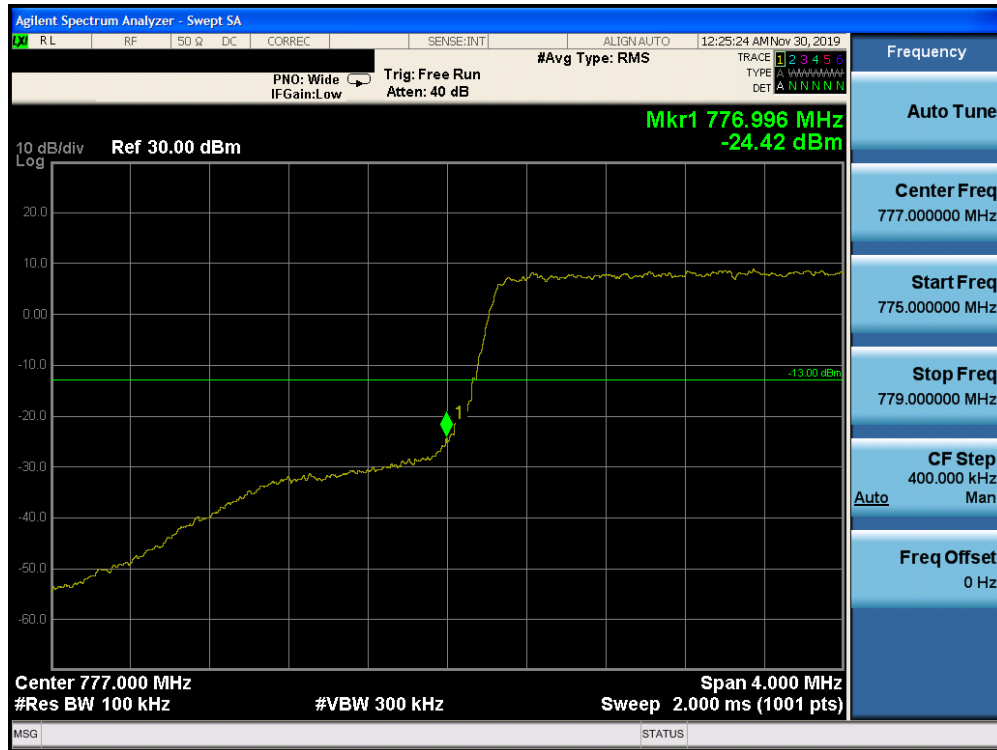
Plot 7-208. Lower Band Edge Plot (Band 17 – 10.0MHz QPSK – RB Size 50)



Plot 7-209. Upper Band Edge Plot (Band 17 – 10.0MHz QPSK – RB Size 50)

| | | | |
|---|--|---------------------------------------|---------------------------------|
| FCC ID: BCGA2068 | PCTEST | MEASUREMENT REPORT (CERTIFICATION) | Approved by: Quality Manager |
| Test Report S/N: 1C1912170051-03.BCG | Test Dates: 12/10/2019 - 02/11/2020 | EUT Type: Tablet Device | Page 134 of 421 |

Band 13

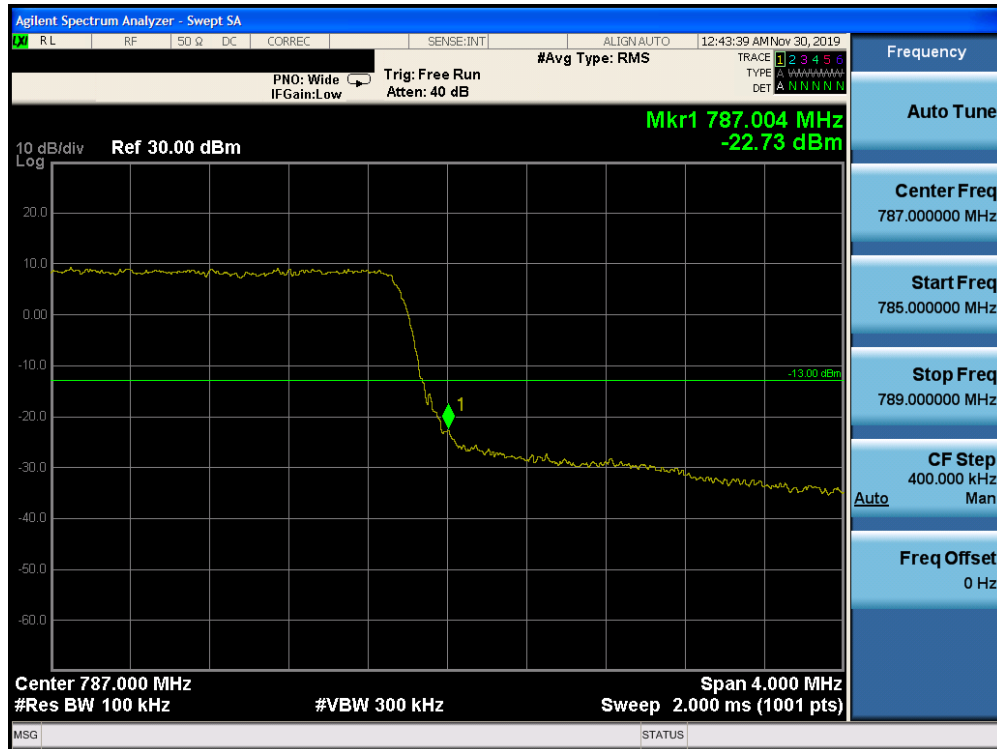


Plot 7-210. Lower Band Edge Plot (Band 13 – 5.0MHz QPSK – RB Size 25)



Plot 7-211. Lower Emission Mask Edge Plot (Band 13 – 5.0MHz QPSK – RB Size 25)

| | | | |
|---|---|---------------------------------------|---------------------------------|
| FCC ID: BCGA2068 |  | MEASUREMENT REPORT (CERTIFICATION) | Approved by: Quality Manager |
| Test Report S/N: 1C1912170051-03.BCG | Test Dates: 12/10/2019 - 02/11/2020 | EUT Type: Tablet Device | Page 135 of 421 |



Plot 7-212. Upper Band Edge Plot (Band 13 – 5.0MHz QPSK – RB Size 25)



Plot 7-213. Upper Emission Mask Edge Plot (Band 13 – 5.0MHz QPSK – RB Size 25)

| | | | |
|---|--|---------------------------------------|---------------------------------|
| FCC ID: BCGA2068 | PCTEST | MEASUREMENT REPORT (CERTIFICATION) | Approved by: Quality Manager |
| Test Report S/N: 1C1912170051-03.BCG | Test Dates: 12/10/2019 - 02/11/2020 | EUT Type: Tablet Device | Page 136 of 421 |