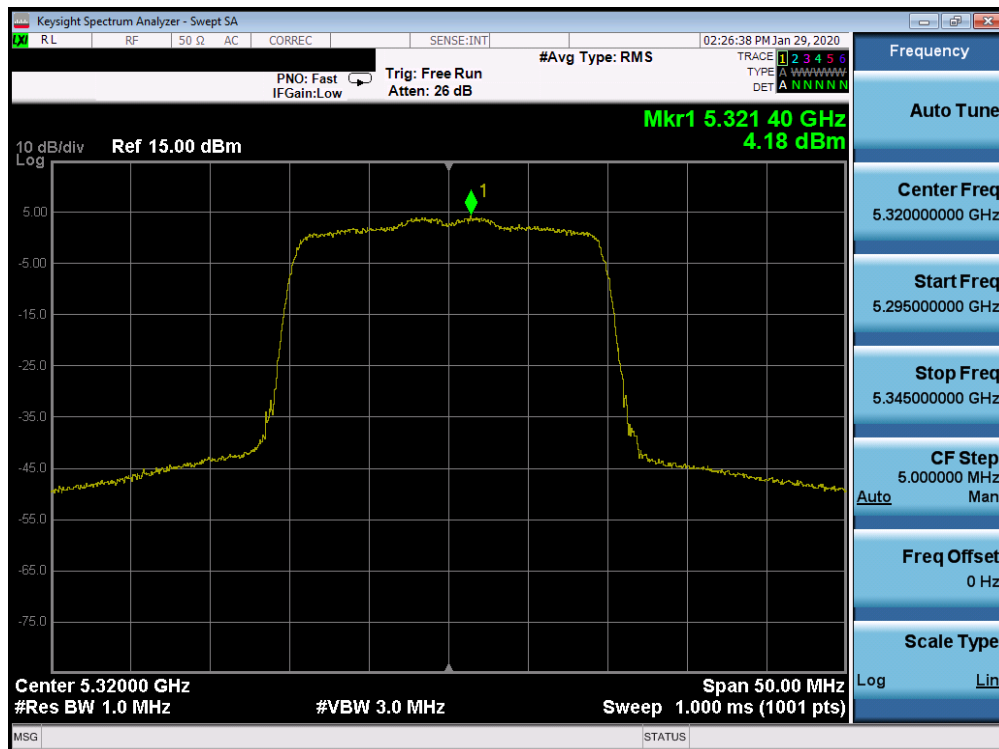
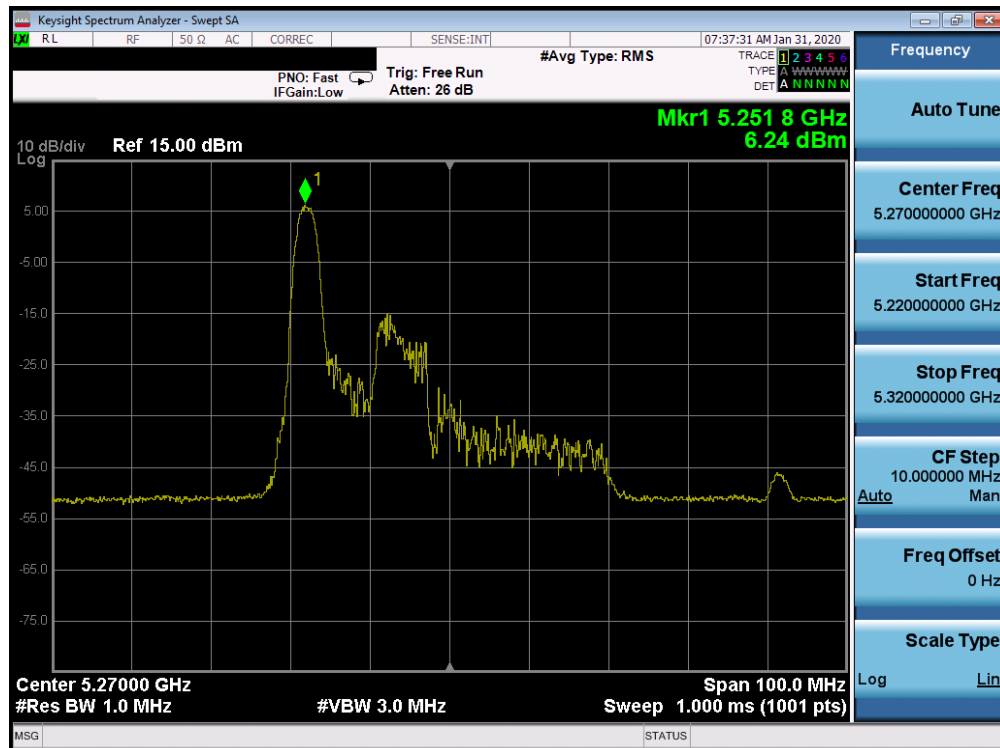


Plot 7-535. Power Spectral Density Plot CDD CORE 0 (20MHz BW 802.11ax- RU242 (UNII Band 2A) – Ch. 64)

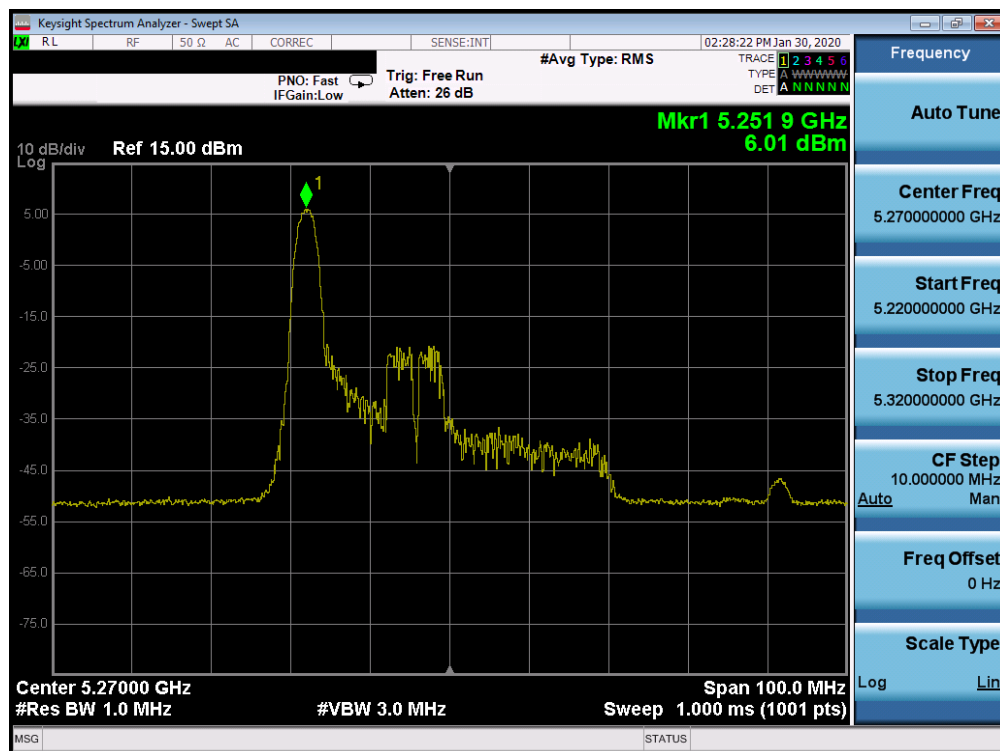


Plot 7-536. Power Spectral Density Plot CDD CORE 1 (20MHz BW 802.11ax- RU242 (UNII Band 2A) – Ch. 64)

FCC ID: BCGA2068		MEASUREMENT REPORT (CERTIFICATION)	Approved by: Quality Manager
Test Report S/N: 1C1912170051-13-R1.BCG	Test Dates: 12/10/2019 - 02/11/2020	EUT Type: Tablet Device	Page 323 of 542

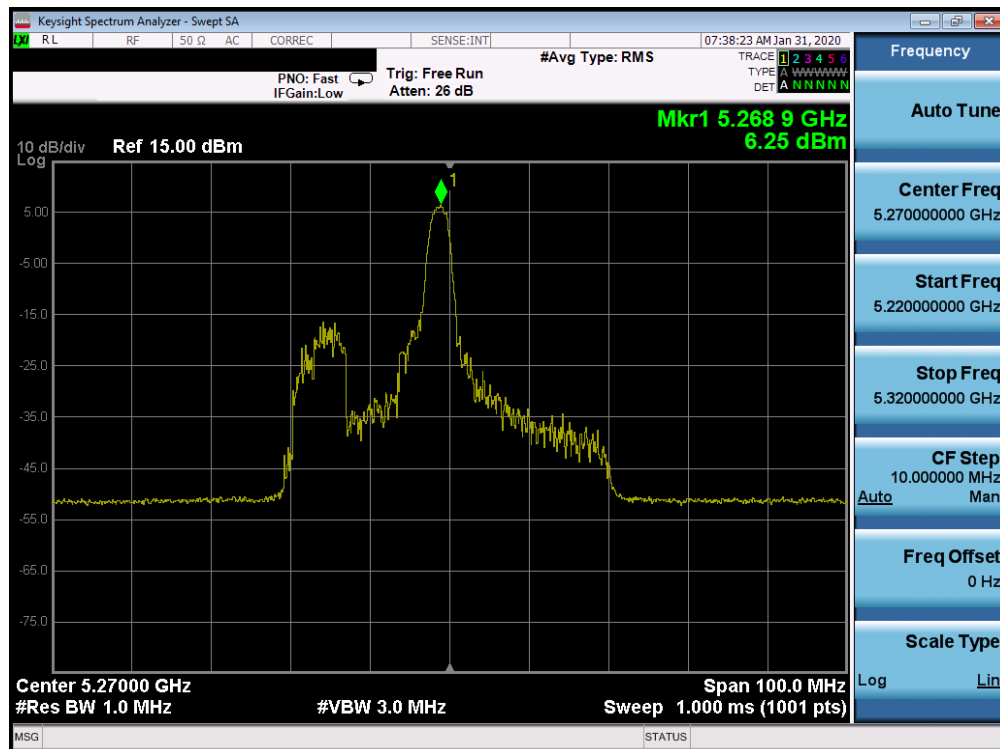


Plot 7-537. Power Spectral Density Plot CDD CORE 0 (40MHz BW 802.11ax Index 0 – RU26 (UNII Band 2A) – Ch. 54)

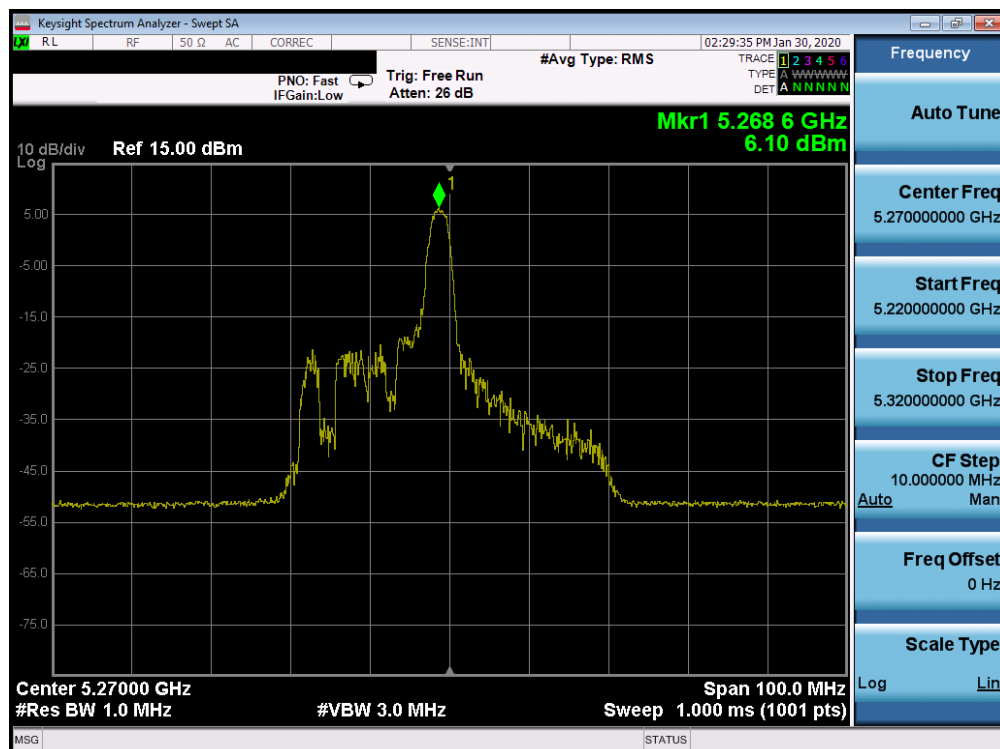


Plot 7-538. Power Spectral Density Plot CDD CORE 1 (40MHz BW 802.11ax Index 0 – RU26 (UNII Band 2A) – Ch. 54)

FCC ID: BCGA2068		MEASUREMENT REPORT (CERTIFICATION)	Approved by: Quality Manager
Test Report S/N: 1C1912170051-13-R1.BCG	Test Dates: 12/10/2019 - 02/11/2020	EUT Type: Tablet Device	Page 324 of 542

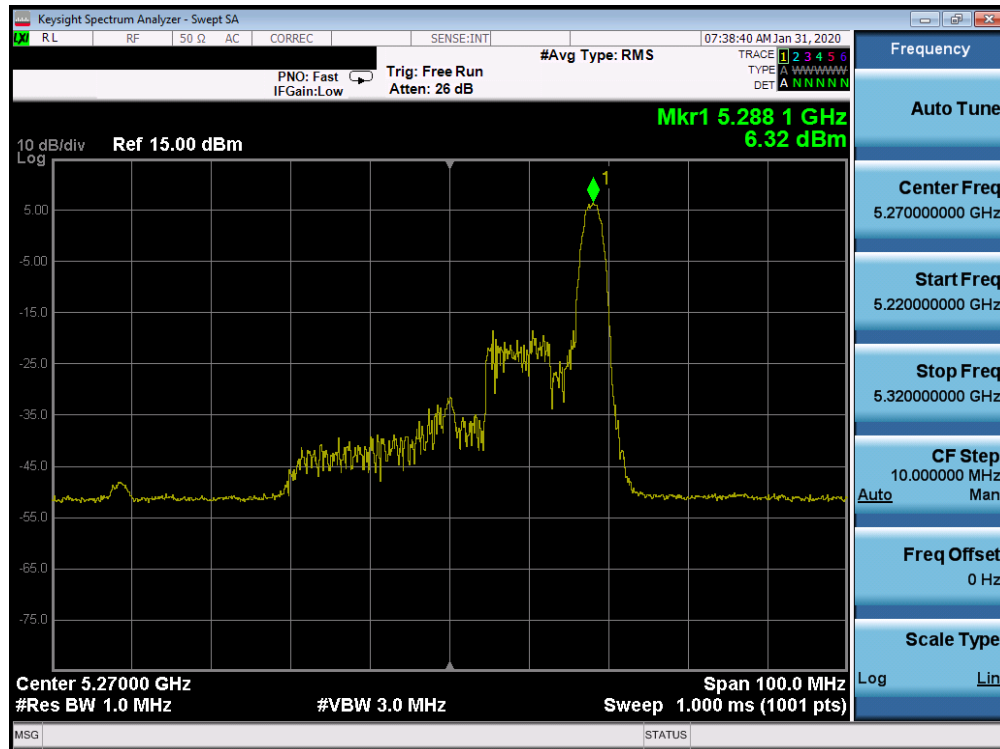


Plot 7-539. Power Spectral Density Plot CDD CORE 0 (40MHz BW 802.11ax Index 8 – RU26 (UNII Band 2A) – Ch. 54)

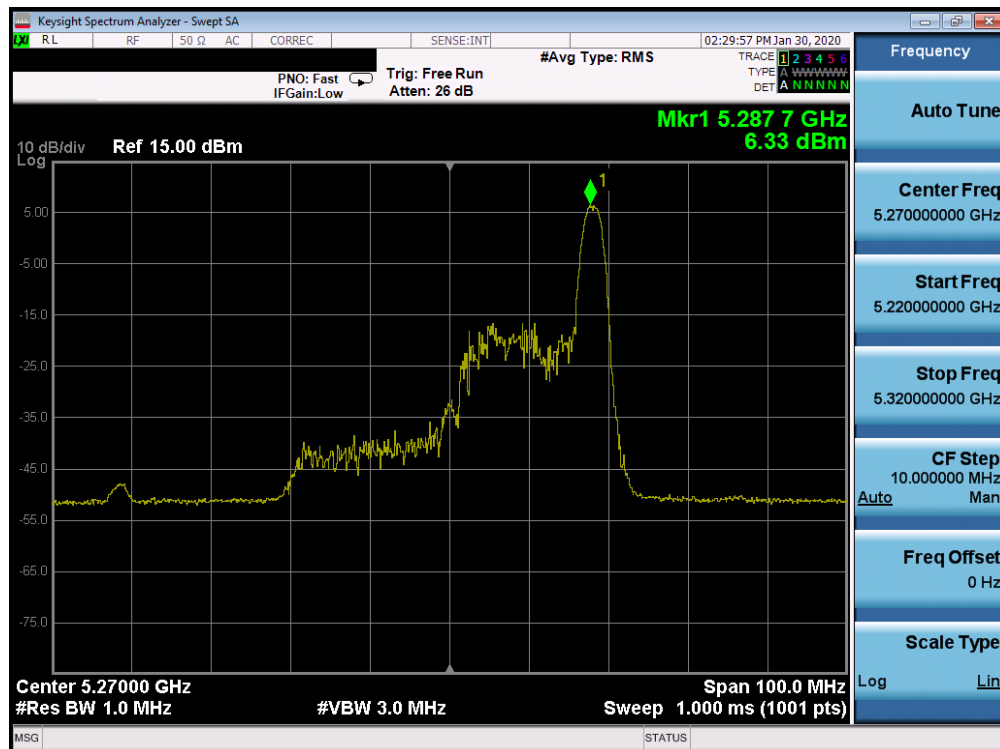


Plot 7-540. Power Spectral Density Plot CDD CORE 1 (40MHz BW 802.11ax Index 8 – RU26 (UNII Band 2A) – Ch. 54)

FCC ID: BCGA2068		MEASUREMENT REPORT (CERTIFICATION)	Approved by: Quality Manager
Test Report S/N: 1C1912170051-13-R1.BCG	Test Dates: 12/10/2019 - 02/11/2020	EUT Type: Tablet Device	Page 325 of 542

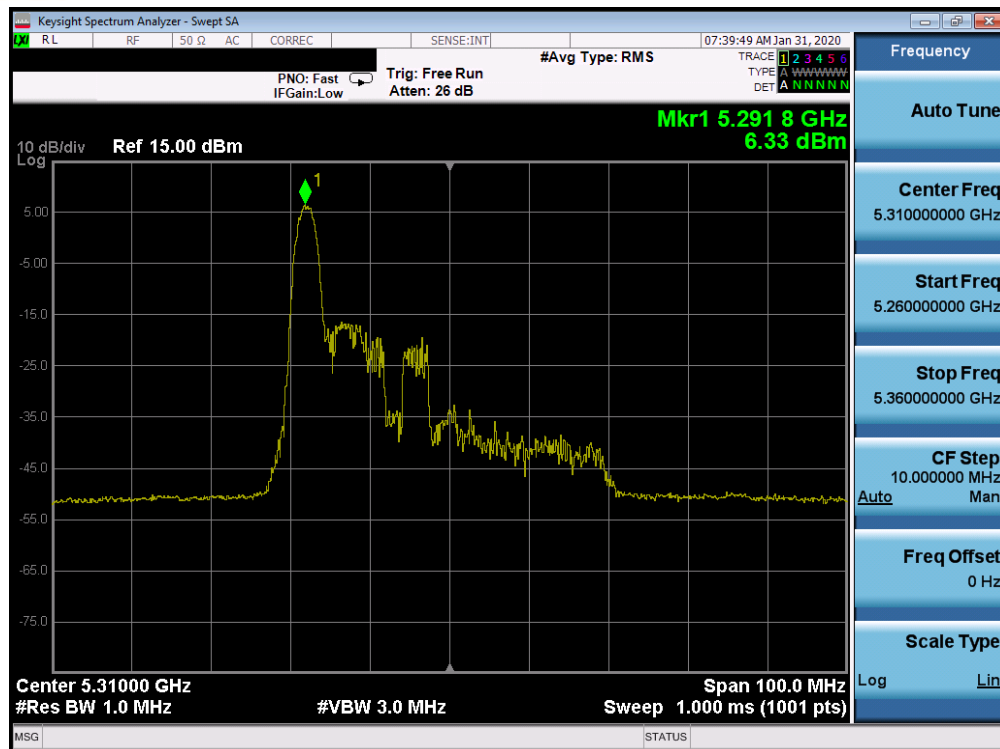


Plot 7-541. Power Spectral Density Plot CDD CORE 0 (40MHz BW 802.11ax Index 17 – RU26 (UNII Band 2A) – Ch. 54)

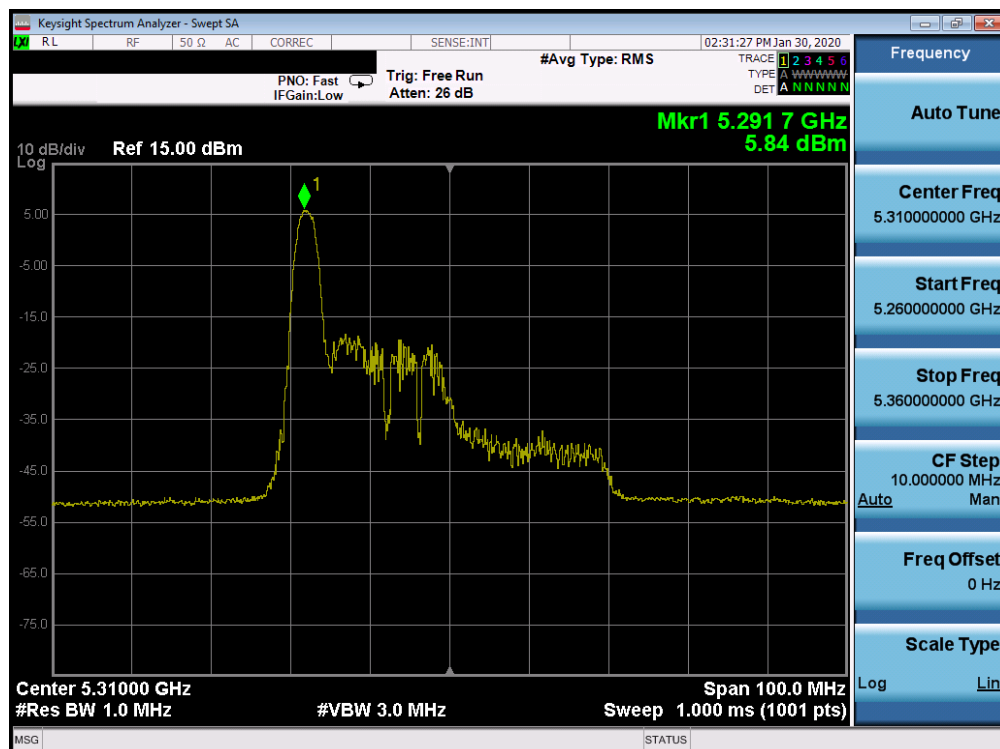


Plot 7-542. Power Spectral Density Plot CDD CORE 1 (40MHz BW 802.11ax Index 17 – RU26 (UNII Band 2A) – Ch. 54)

FCC ID: BCGA2068		MEASUREMENT REPORT (CERTIFICATION)	Approved by: Quality Manager
Test Report S/N: 1C1912170051-13-R1.BCG	Test Dates: 12/10/2019 - 02/11/2020	EUT Type: Tablet Device	Page 326 of 542

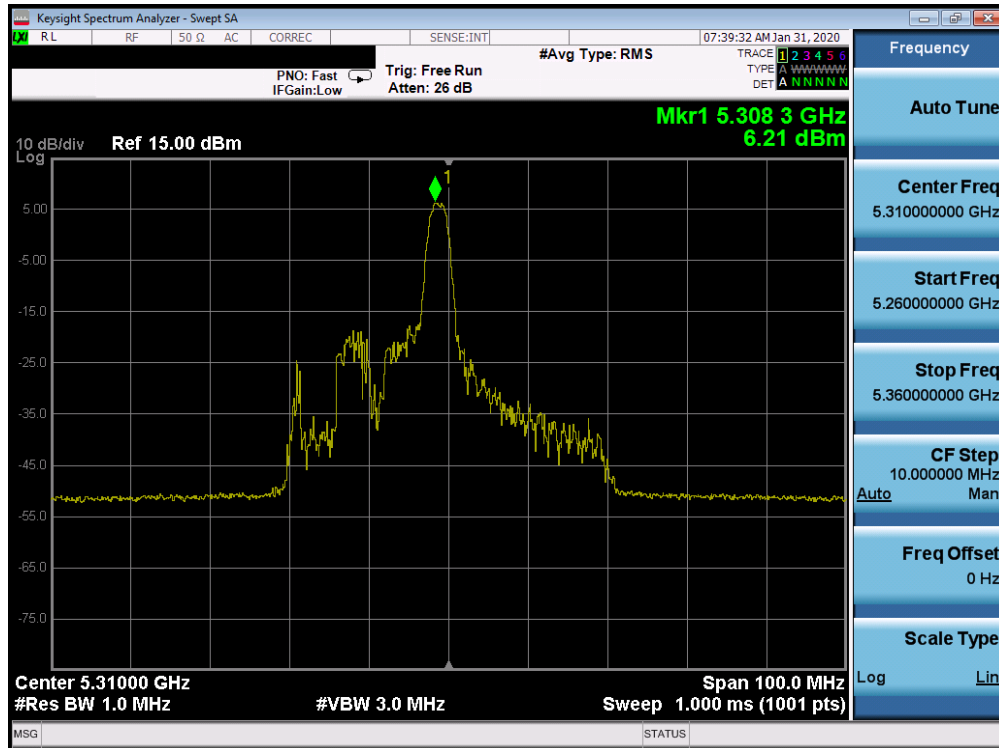


Plot 7-543. Power Spectral Density Plot CDD CORE 0 (40MHz BW 802.11ax Index 0 – RU26 (UNII Band 2A) – Ch. 62)

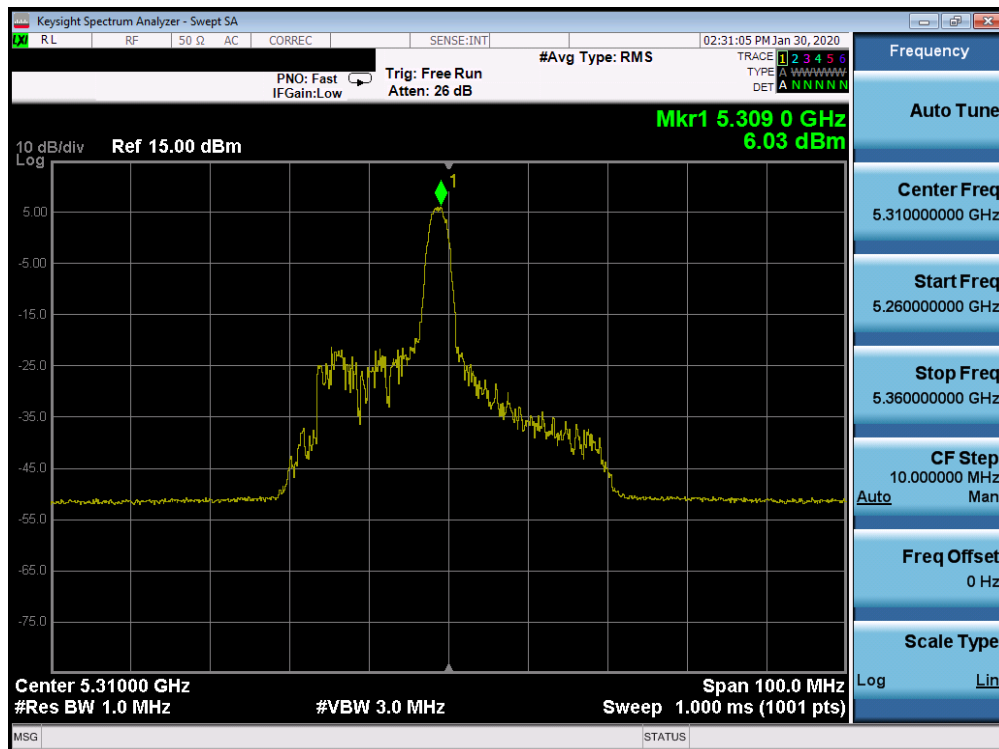


Plot 7-544. Power Spectral Density Plot CDD CORE 1 (40MHz BW 802.11ax Index 0 – RU26 (UNII Band 2A) – Ch. 62)

FCC ID: BCGA2068		MEASUREMENT REPORT (CERTIFICATION)	Approved by: Quality Manager
Test Report S/N: 1C1912170051-13-R1.BCG	Test Dates: 12/10/2019 - 02/11/2020	EUT Type: Tablet Device	Page 327 of 542

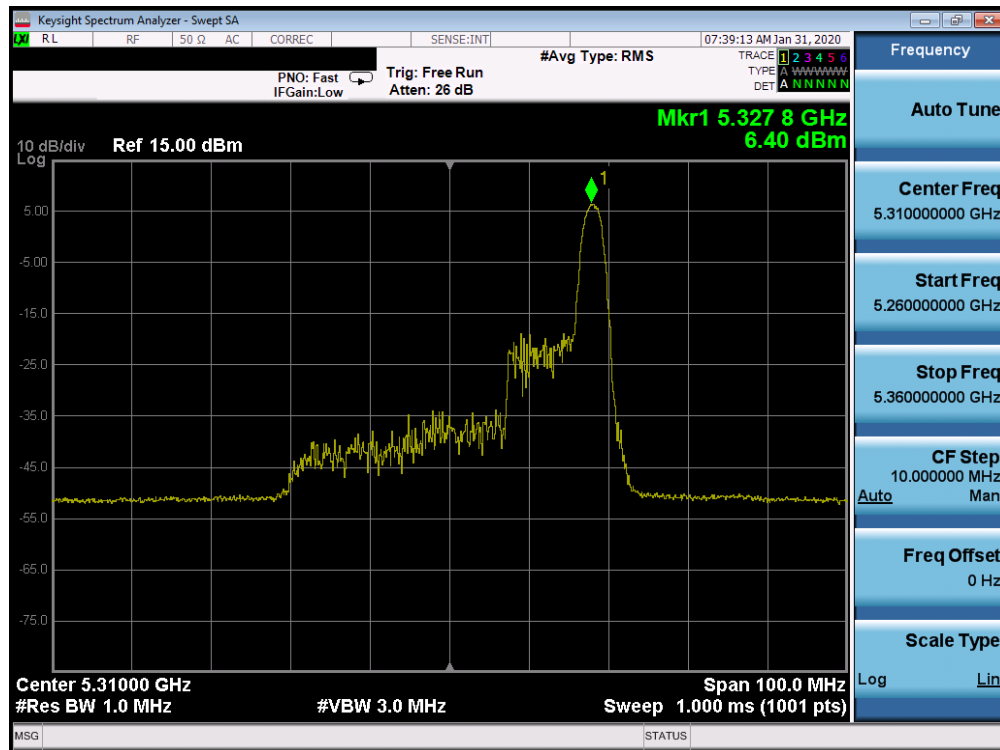


Plot 7-545. Power Spectral Density Plot CDD CORE 0 (40MHz BW 802.11ax Index 8 – RU26 (UNII Band 2A) – Ch. 62)

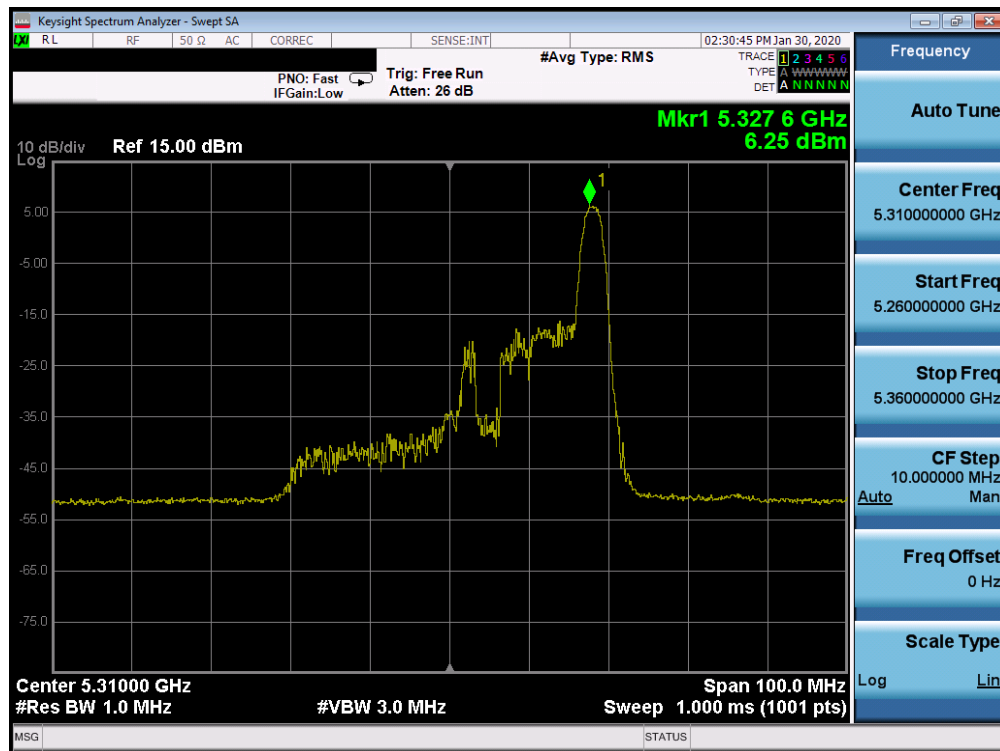


Plot 7-546. Power Spectral Density Plot CDD CORE 1 (40MHz BW 802.11ax Index 8 – RU26 (UNII Band 2A) – Ch. 62)

FCC ID: BCGA2068		MEASUREMENT REPORT (CERTIFICATION)	Approved by: Quality Manager
Test Report S/N: 1C1912170051-13-R1.BCG	Test Dates: 12/10/2019 - 02/11/2020	EUT Type: Tablet Device	Page 328 of 542



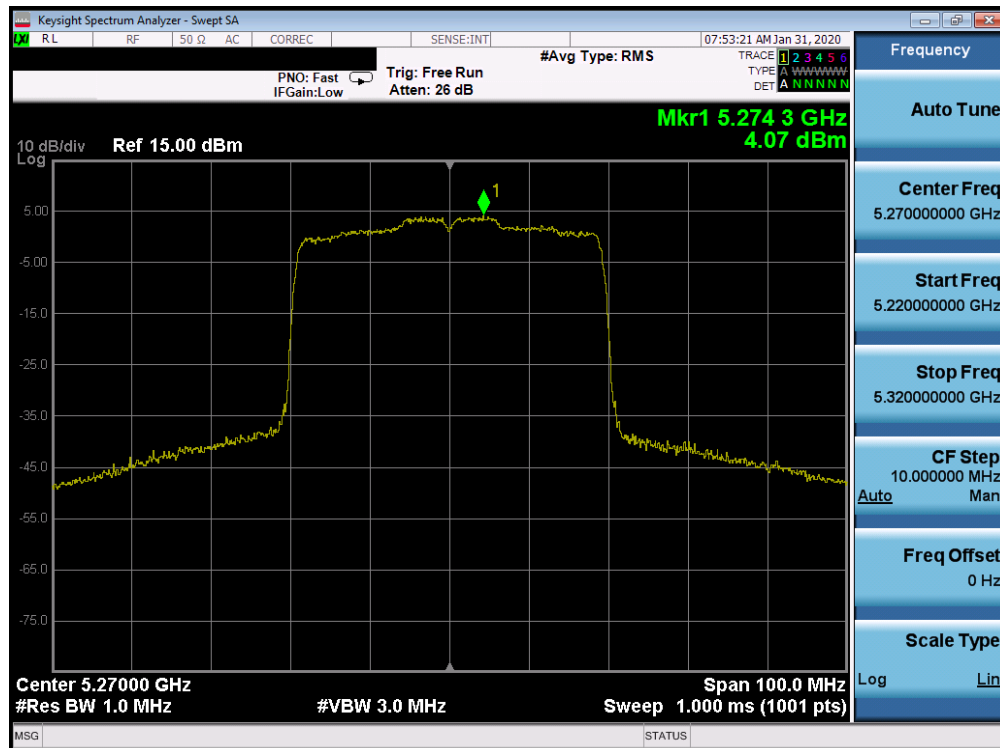
Plot 7-547. Power Spectral Density Plot CDD CORE 0 (40MHz BW 802.11ax Index 17 – RU26 (UNII Band 2A) – Ch. 62)



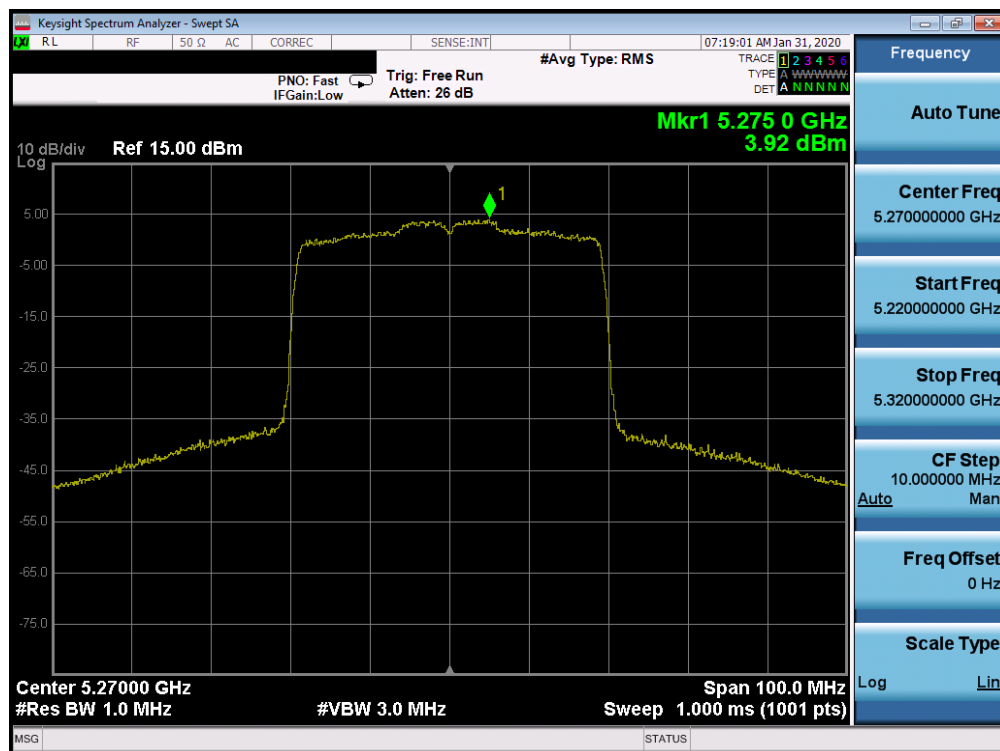
Plot 7-548. Power Spectral Density Plot CDD CORE 1 (40MHz BW 802.11ax Index 17 – RU26 (UNII Band 2A) – Ch. 62)

FCC ID: BCGA2068		MEASUREMENT REPORT (CERTIFICATION)	Approved by: Quality Manager
Test Report S/N: 1C1912170051-13-R1.BCG	Test Dates: 12/10/2019 - 02/11/2020	EUT Type: Tablet Device	Page 329 of 542





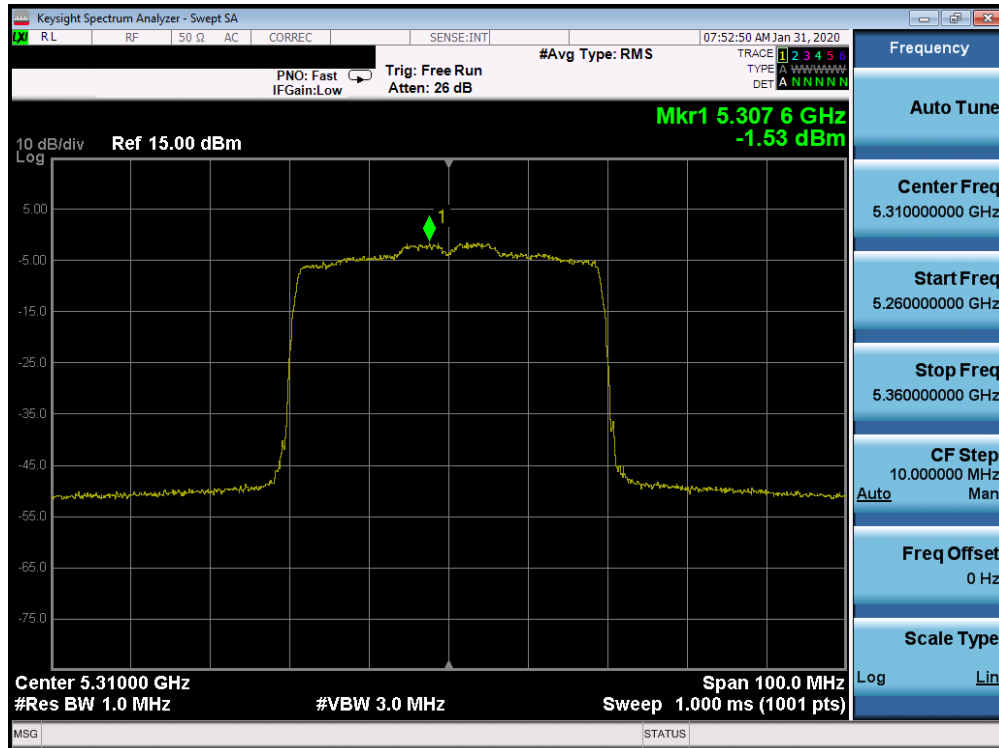
Plot 7-549. Power Spectral Density Plot CDD CORE 0 (40MHz BW 802.11ax – RU484 (UNII Band 2A) – Ch. 54)



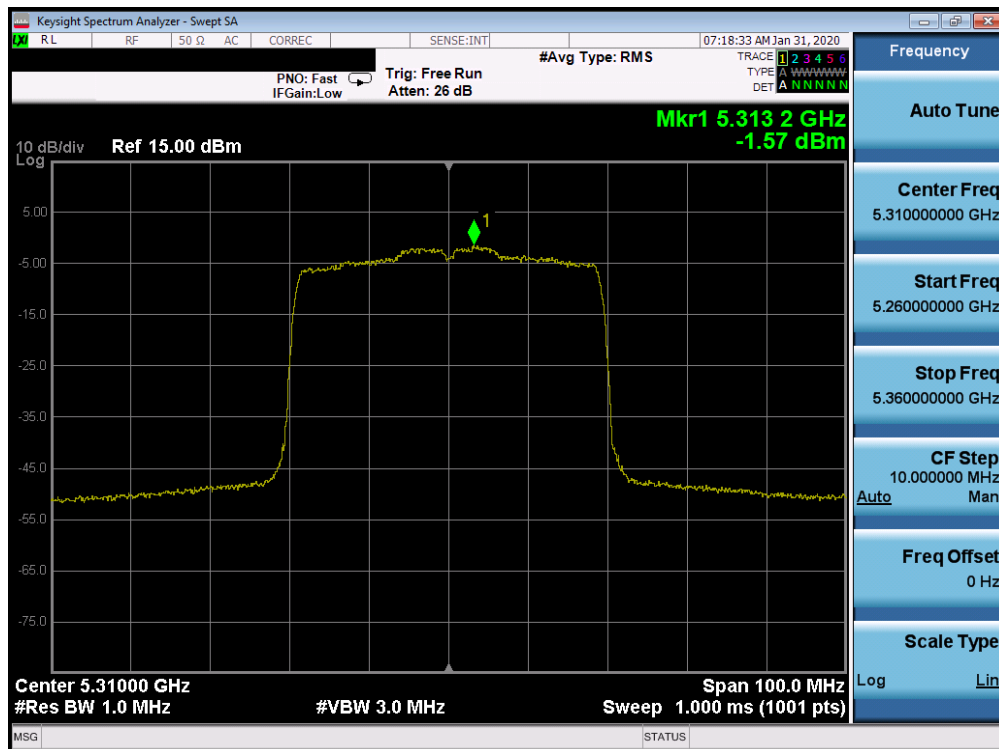
Plot 7-550. Power Spectral Density Plot CDD CORE 1 (40MHz BW 802.11ax – RU484 (UNII Band 2A) – Ch. 54)

FCC ID: BCGA2068		MEASUREMENT REPORT (CERTIFICATION)	Approved by: Quality Manager
Test Report S/N: 1C1912170051-13-R1.BCG	Test Dates: 12/10/2019 - 02/11/2020	EUT Type: Tablet Device	Page 330 of 542



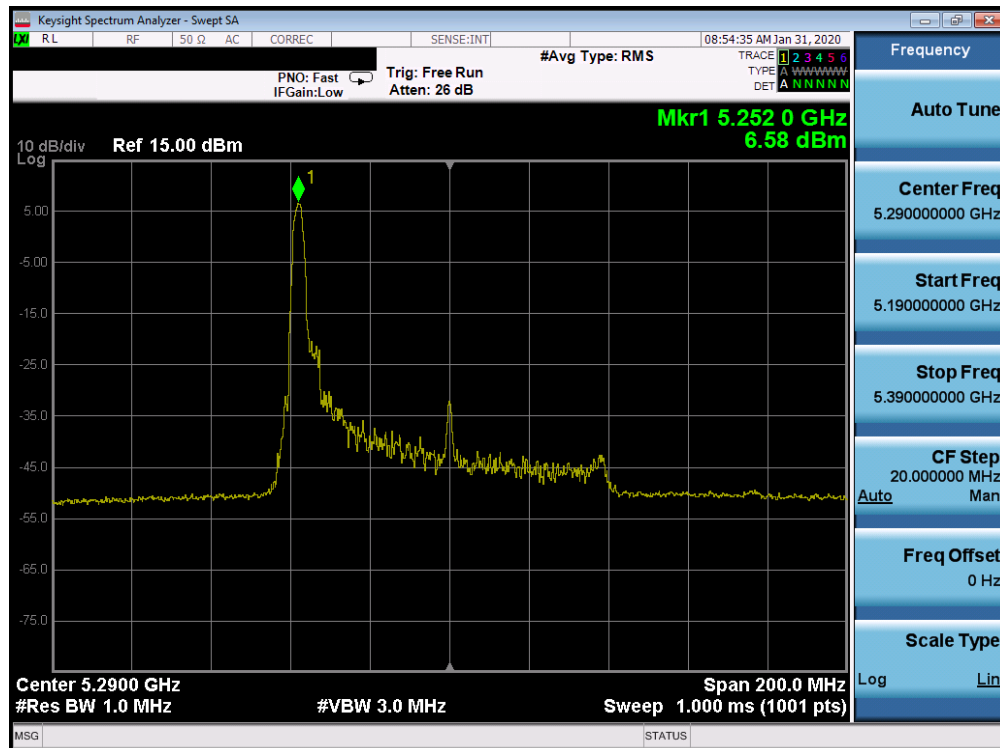


Plot 7-551. Power Spectral Density Plot CDD CORE 0 (40MHz BW 802.11ax – RU484 (UNII Band 2A) – Ch. 62)

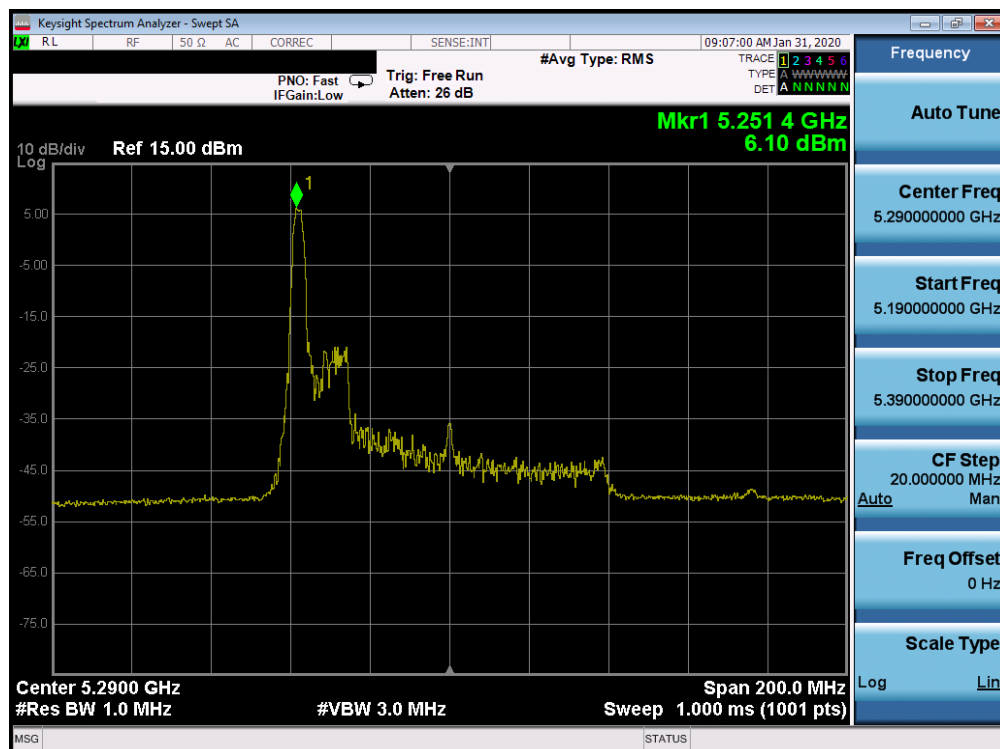


Plot 7-552. Power Spectral Density Plot CDD CORE 1 (40MHz BW 802.11ax – RU484 (UNII Band 2A) – Ch. 62)

FCC ID: BCGA2068		MEASUREMENT REPORT (CERTIFICATION)	Approved by: Quality Manager
Test Report S/N: 1C1912170051-13-R1.BCG	Test Dates: 12/10/2019 - 02/11/2020	EUT Type: Tablet Device	Page 331 of 542

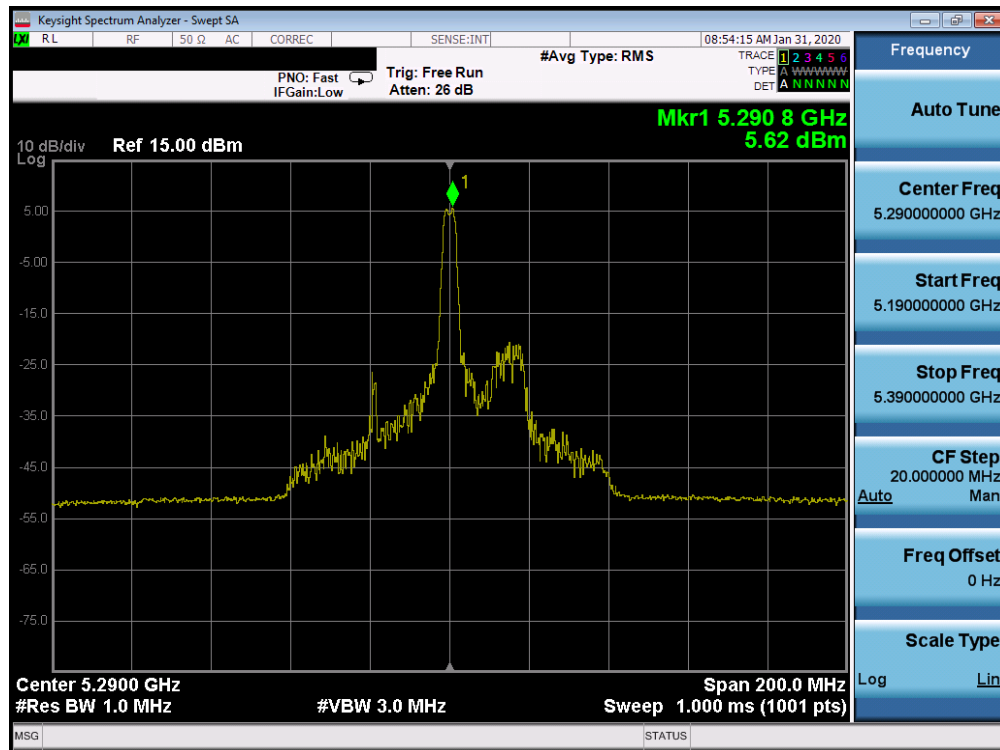


Plot 7-553. Power Spectral Density Plot CDD CORE 0 (80MHz BW 802.11ax Index 0 – RU26 (UNII Band 2A) – Ch. 58)

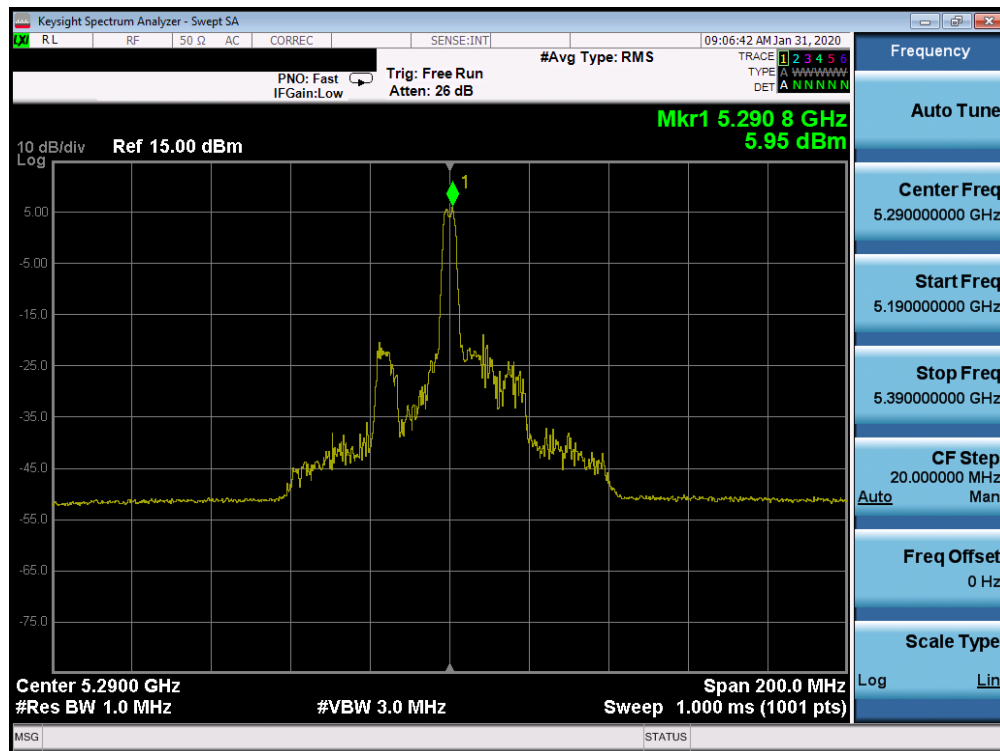


Plot 7-554. Power Spectral Density Plot CDD CORE 1 (80MHz BW 802.11ax Index 0 – RU26 (UNII Band 2A) – Ch. 58)

FCC ID: BCGA2068		MEASUREMENT REPORT (CERTIFICATION)	Approved by: Quality Manager
Test Report S/N: 1C1912170051-13-R1.BCG	Test Dates: 12/10/2019 - 02/11/2020	EUT Type: Tablet Device	Page 332 of 542

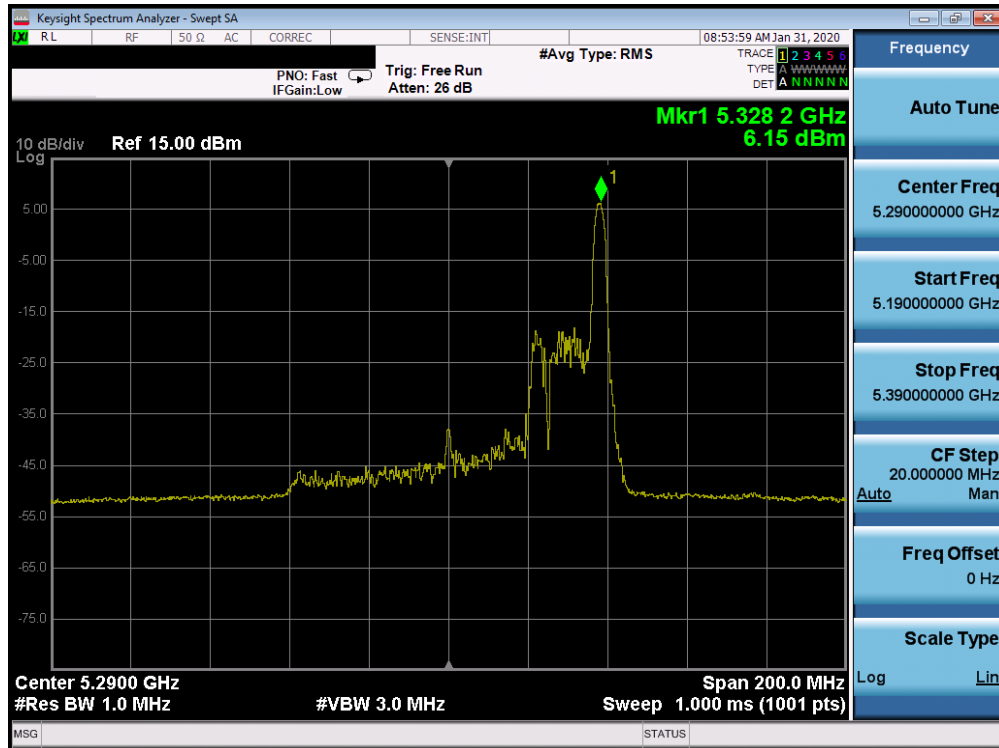


Plot 7-555. Power Spectral Density Plot CDD CORE 0 (80MHz BW 802.11ax Index 18 – RU26 (UNII Band 2A) – Ch. 58)

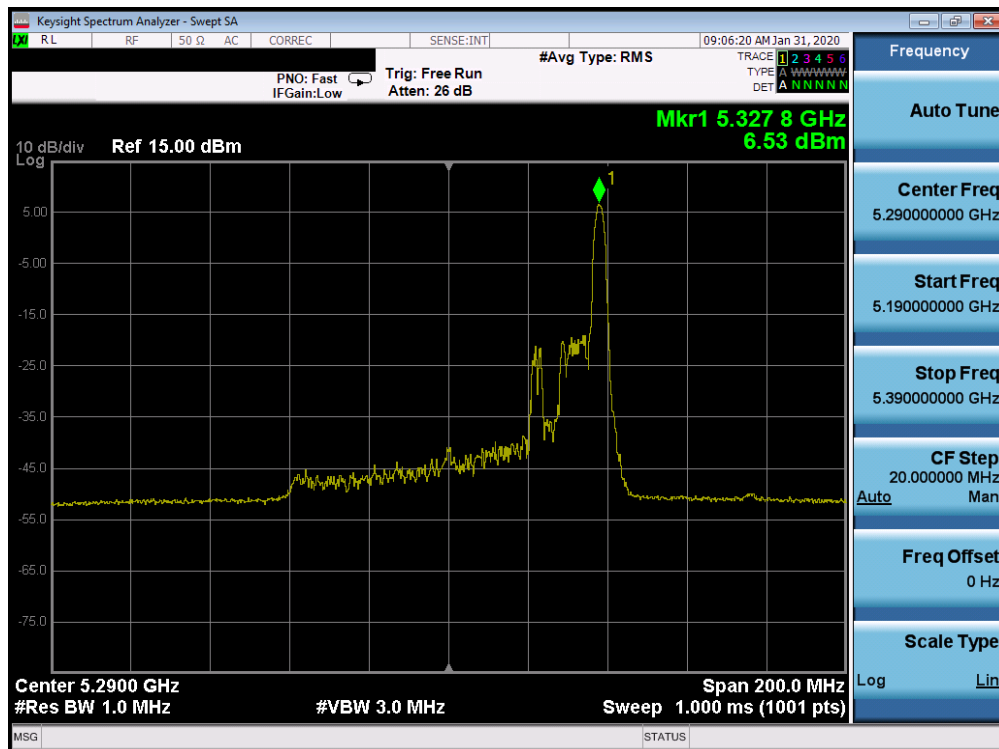


Plot 7-556. Power Spectral Density Plot CDD CORE 1 (80MHz BW 802.11ax Index 18 – RU26 (UNII Band 2A) – Ch. 58)

FCC ID: BCGA2068		MEASUREMENT REPORT (CERTIFICATION)	Approved by: Quality Manager
Test Report S/N: 1C1912170051-13-R1.BCG	Test Dates: 12/10/2019 - 02/11/2020	EUT Type: Tablet Device	Page 333 of 542

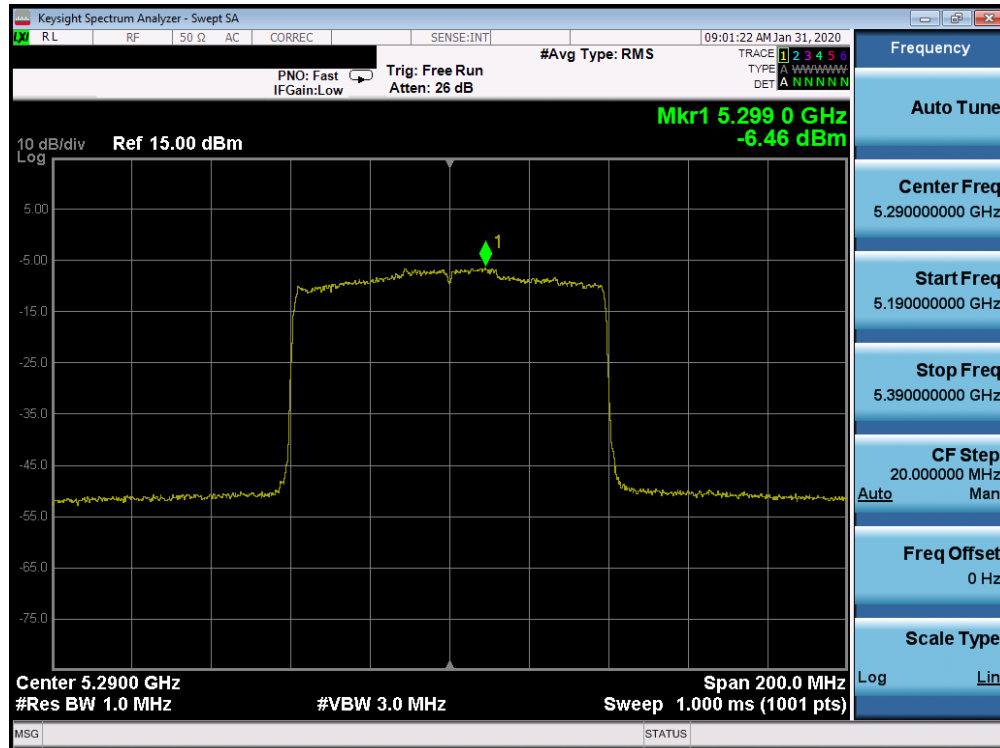


Plot 7-557. Power Spectral Density Plot CDD CORE 0 (80MHz BW 802.11ax Index 36 – RU26 (UNII Band 2A) – Ch. 58)

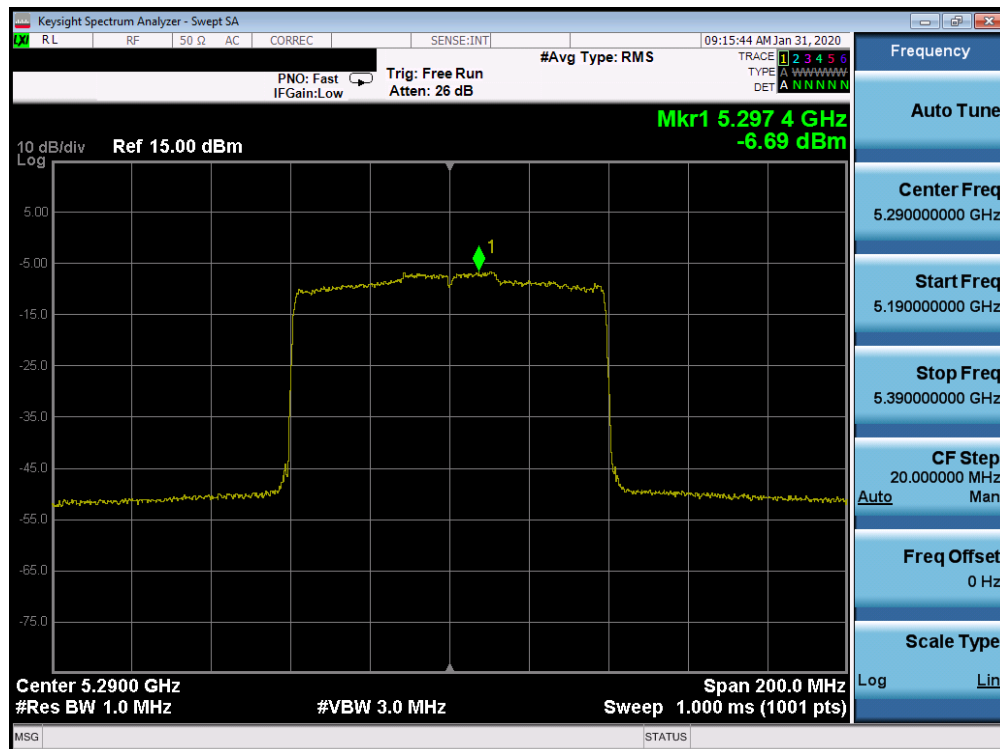


Plot 7-558. Power Spectral Density Plot CDD CORE 1 (80MHz BW 802.11ax Index 36 – RU26 (UNII Band 2A) – Ch. 58)

FCC ID: BCGA2068		MEASUREMENT REPORT (CERTIFICATION)	Approved by: Quality Manager
Test Report S/N: 1C1912170051-13-R1.BCG	Test Dates: 12/10/2019 - 02/11/2020	EUT Type: Tablet Device	Page 334 of 542

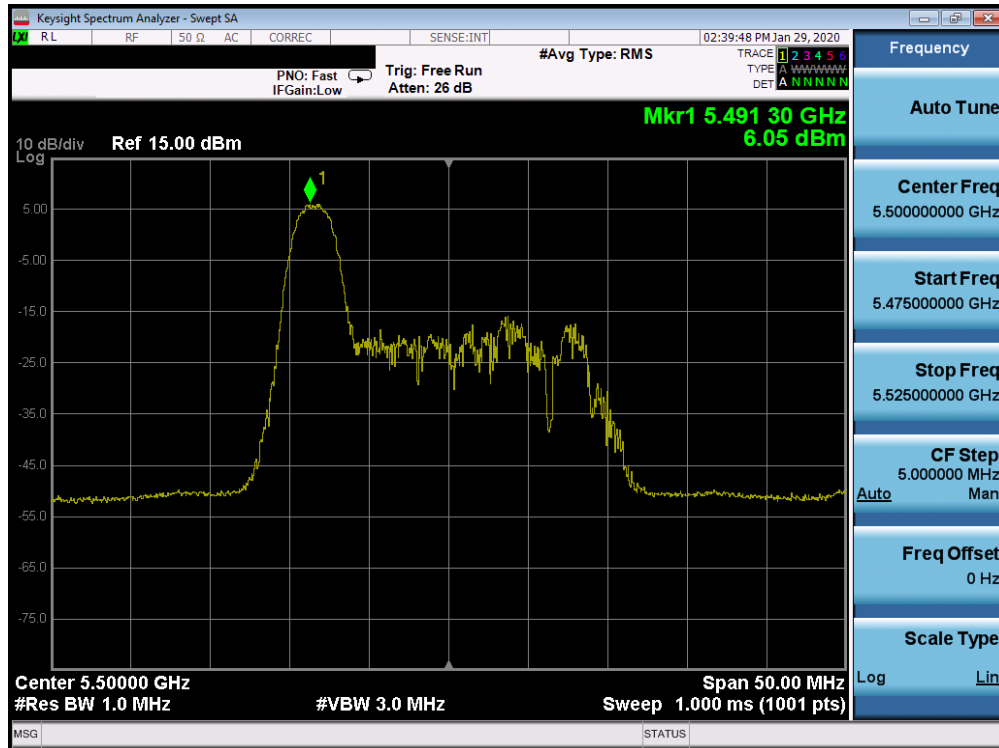


Plot 7-559. Power Spectral Density Plot CDD CORE 0 (80MHz BW 802.11ax – RU996 (UNII Band 2A) – Ch. 58)

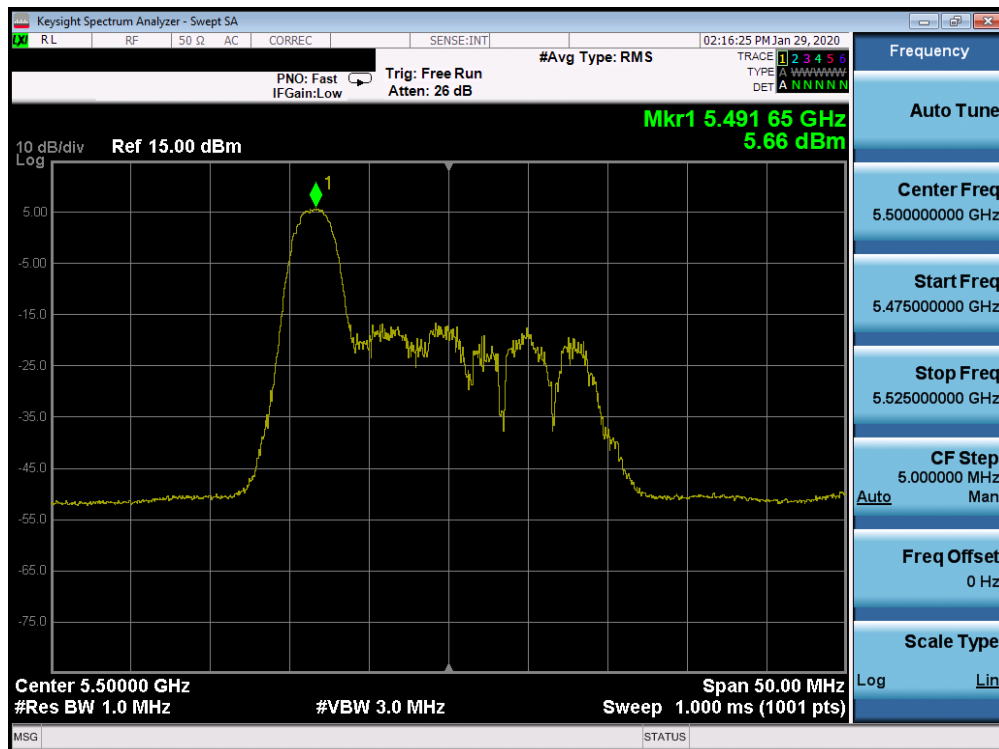


Plot 7-560. Power Spectral Density Plot CDD CORE 1 (80MHz BW 802.11ax – RU996 (UNII Band 2A) – Ch. 58)

FCC ID: BCGA2068		MEASUREMENT REPORT (CERTIFICATION)	Approved by: Quality Manager
Test Report S/N: 1C1912170051-13-R1.BCG	Test Dates: 12/10/2019 - 02/11/2020	EUT Type: Tablet Device	Page 335 of 542

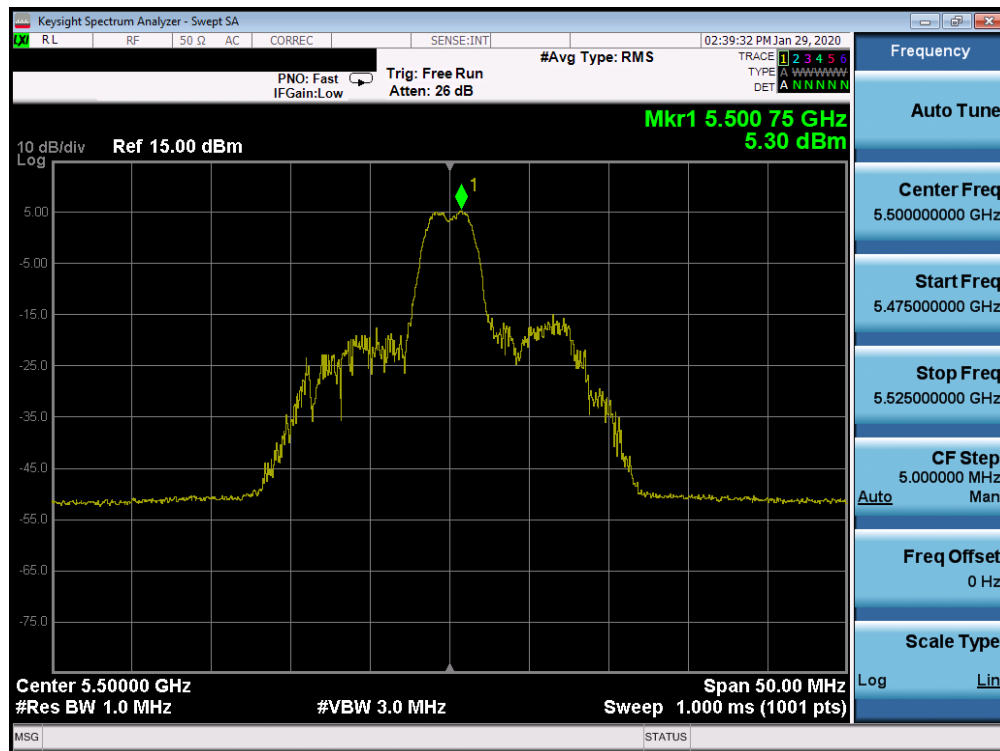


Plot 7-561. Power Spectral Density Plot SDM CORE 0 (20MHz BW 802.11ax Index 0 – RU26 (UNII Band 2C) – Ch. 100)

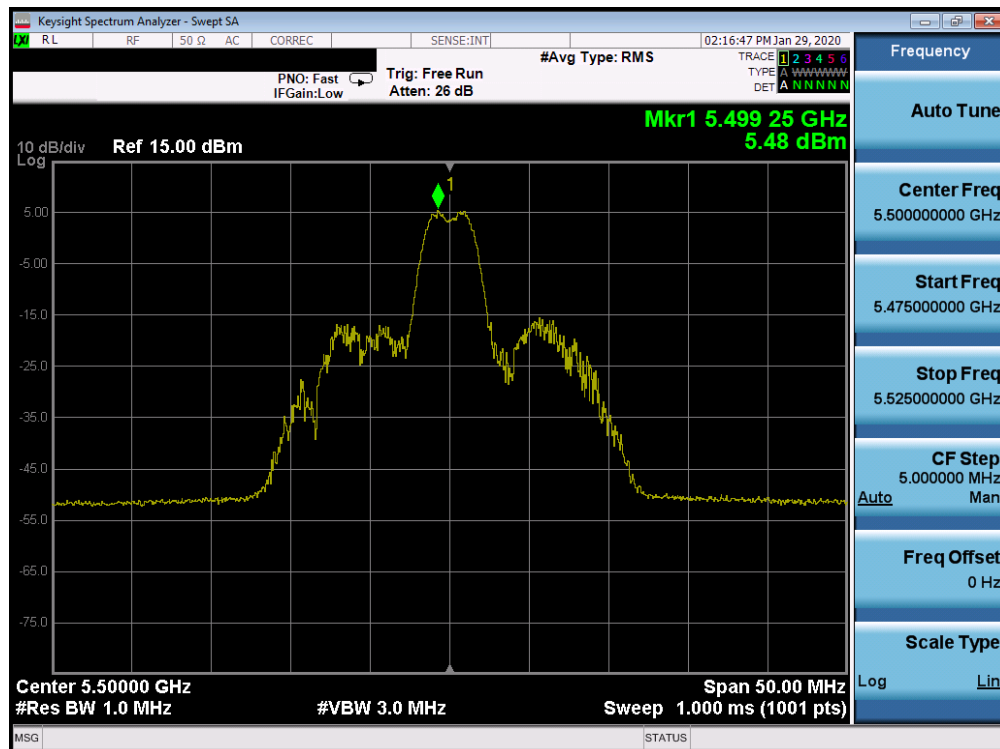


Plot 7-562. Power Spectral Density Plot SDM CORE 1 (20MHz BW 802.11ax Index 0 – RU26 (UNII Band 2C) – Ch. 100)

FCC ID: BCGA2068		MEASUREMENT REPORT (CERTIFICATION)	Approved by: Quality Manager
Test Report S/N: 1C1912170051-13-R1.BCG	Test Dates: 12/10/2019 - 02/11/2020	EUT Type: Tablet Device	Page 336 of 542



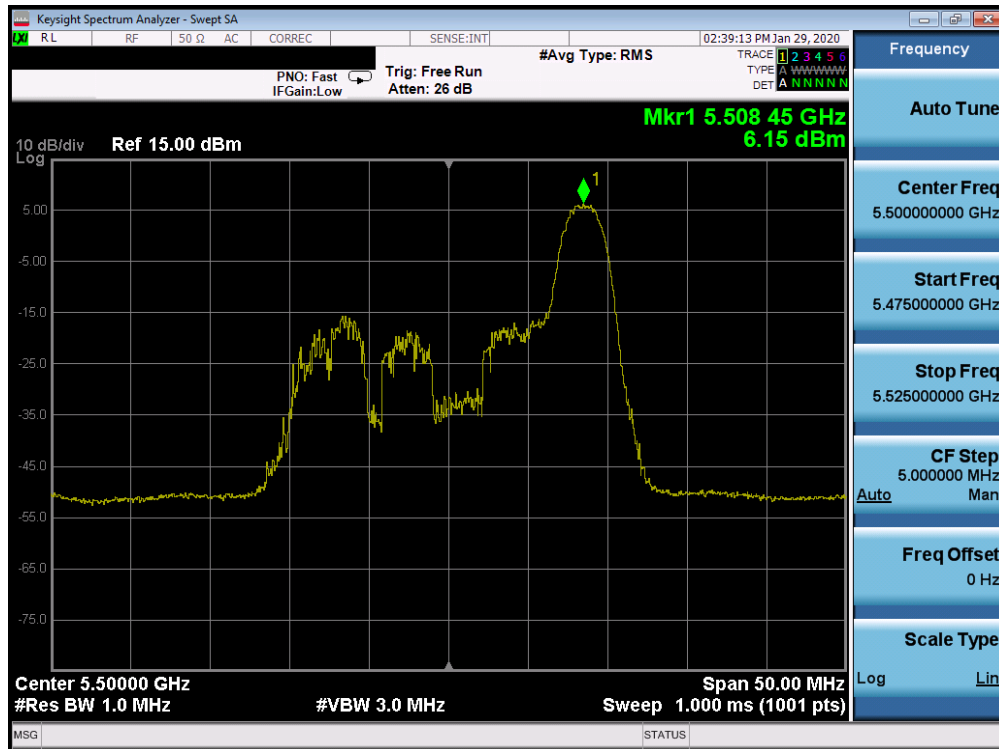
Plot 7-563. Power Spectral Density Plot SDM CORE 0 (20MHz BW 802.11ax Index 4 – RU26 (UNII Band 2C) – Ch. 100)



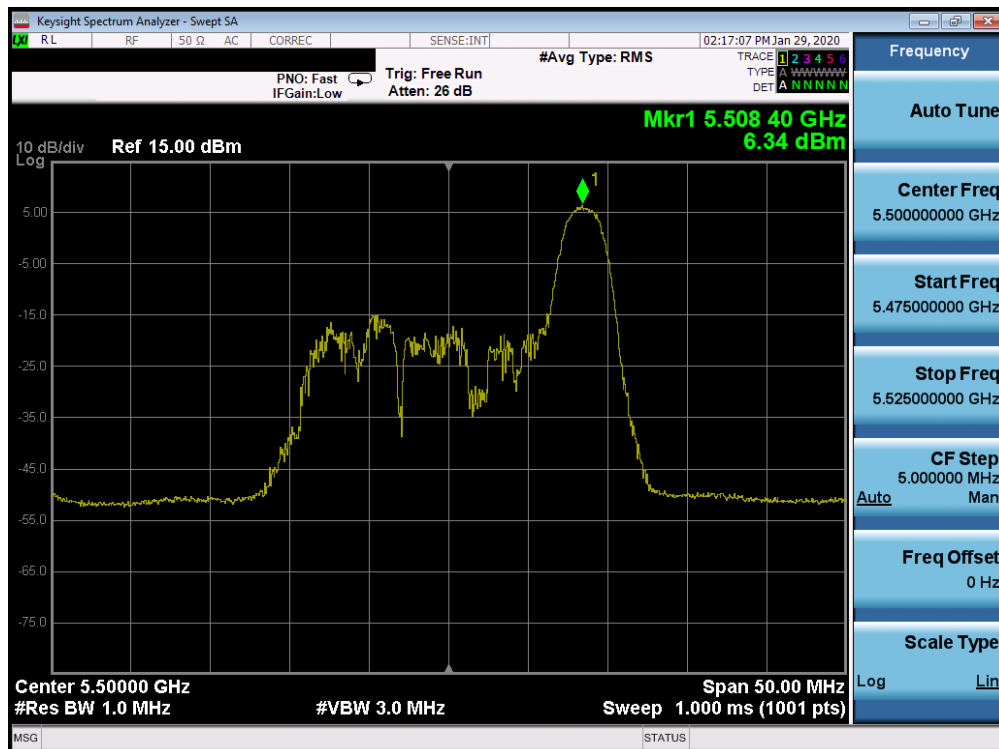
Plot 7-564. Power Spectral Density Plot SDM CORE 1 (20MHz BW 802.11ax Index 4 – RU26 (UNII Band 2C) – Ch. 100)

FCC ID: BCGA2068		MEASUREMENT REPORT (CERTIFICATION)	Approved by: Quality Manager
Test Report S/N: 1C1912170051-13-R1.BCG	Test Dates: 12/10/2019 - 02/11/2020	EUT Type: Tablet Device	Page 337 of 542



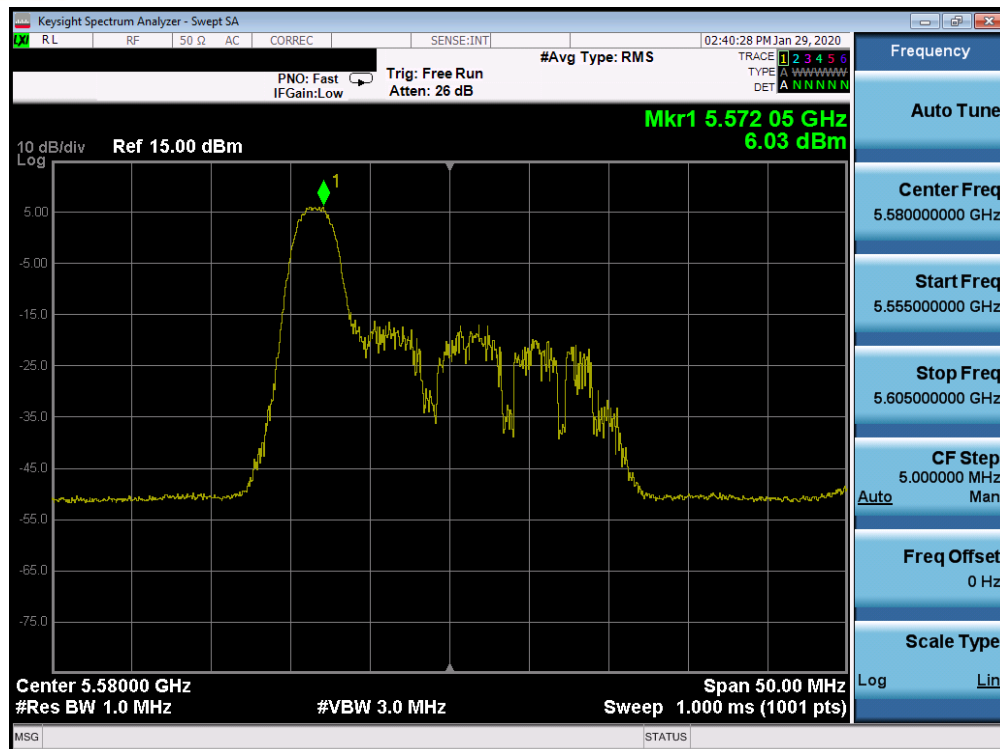


Plot 7-565. Power Spectral Density Plot SDM CORE 0 (20MHz BW 802.11ax Index 8 – RU26 (UNII Band 2C) – Ch. 100)

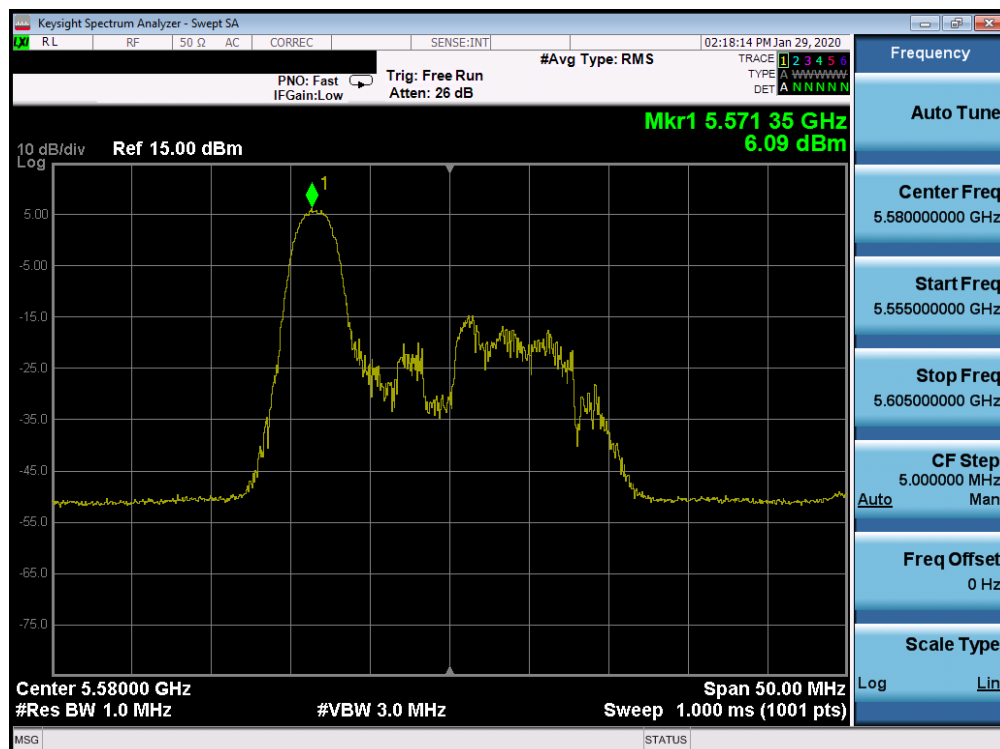


Plot 7-566. Power Spectral Density Plot SDM CORE 1 (20MHz BW 802.11ax Index 8 – RU26 (UNII Band 2C) – Ch. 100)

FCC ID: BCGA2068	<b>PCTEST</b>	MEASUREMENT REPORT (CERTIFICATION)	Approved by: Quality Manager
Test Report S/N: 1C1912170051-13-R1.BCG	Test Dates: 12/10/2019 - 02/11/2020	EUT Type: Tablet Device	Page 338 of 542

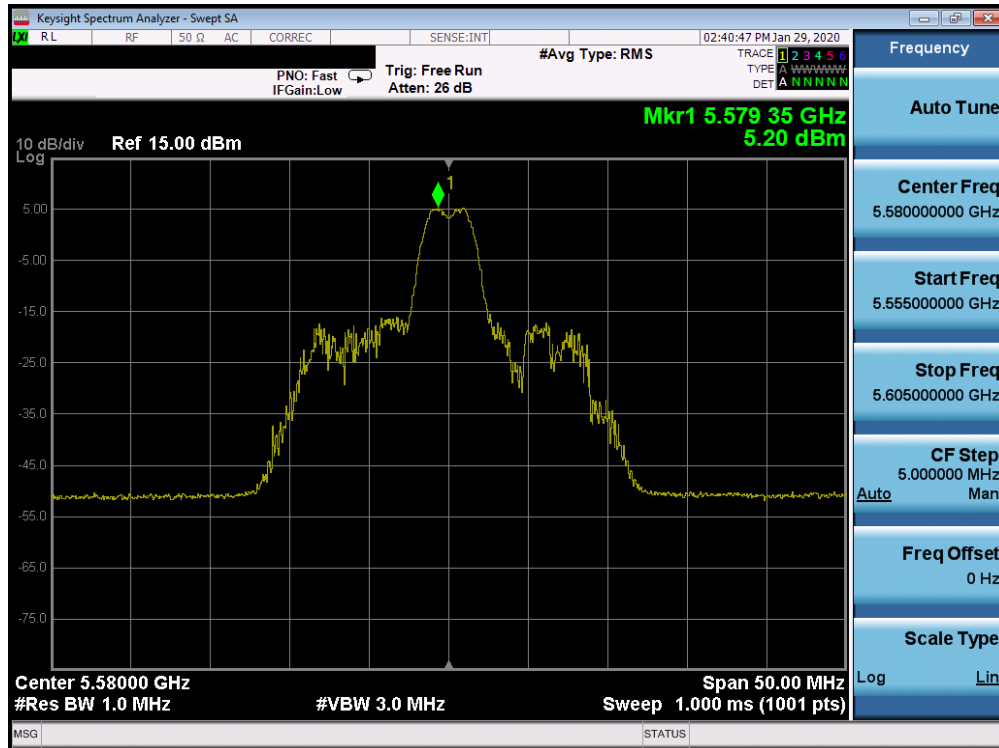


Plot 7-567. Power Spectral Density Plot SDM CORE 0 (20MHz BW 802.11ax Index 0 – RU26 (UNII Band 2C) – Ch. 116)

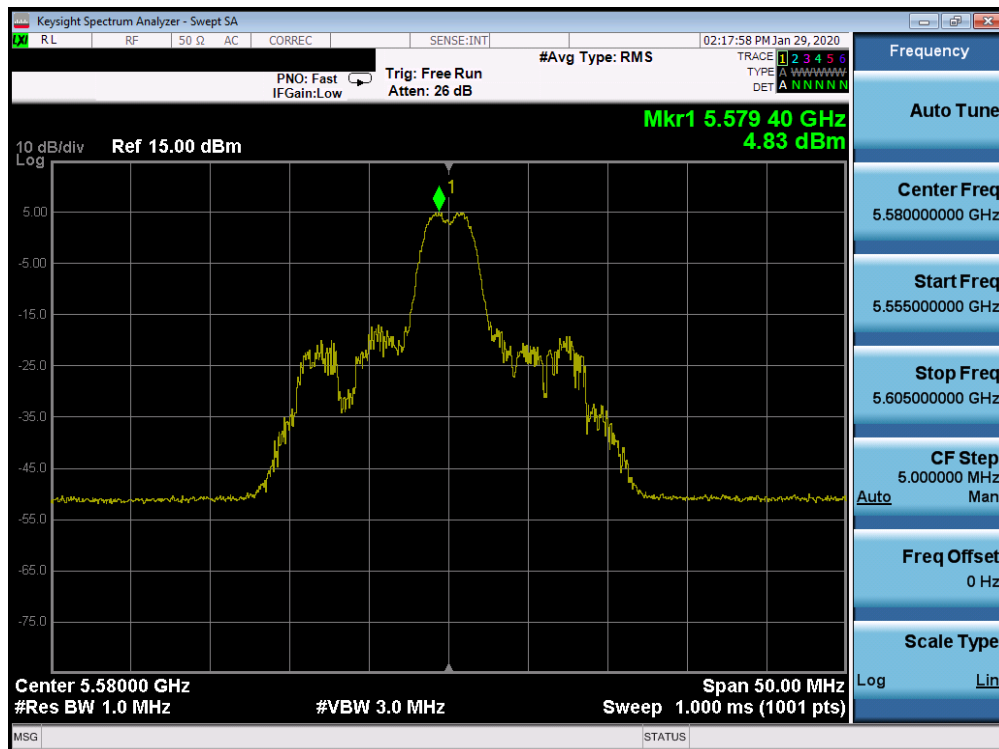


Plot 7-568. Power Spectral Density Plot SDM CORE 1 (20MHz BW 802.11ax Index 0 – RU26 (UNII Band 2C) – Ch. 116)

FCC ID: BCGA2068		MEASUREMENT REPORT (CERTIFICATION)	Approved by: Quality Manager
Test Report S/N: 1C1912170051-13-R1.BCG	Test Dates: 12/10/2019 - 02/11/2020	EUT Type: Tablet Device	Page 339 of 542

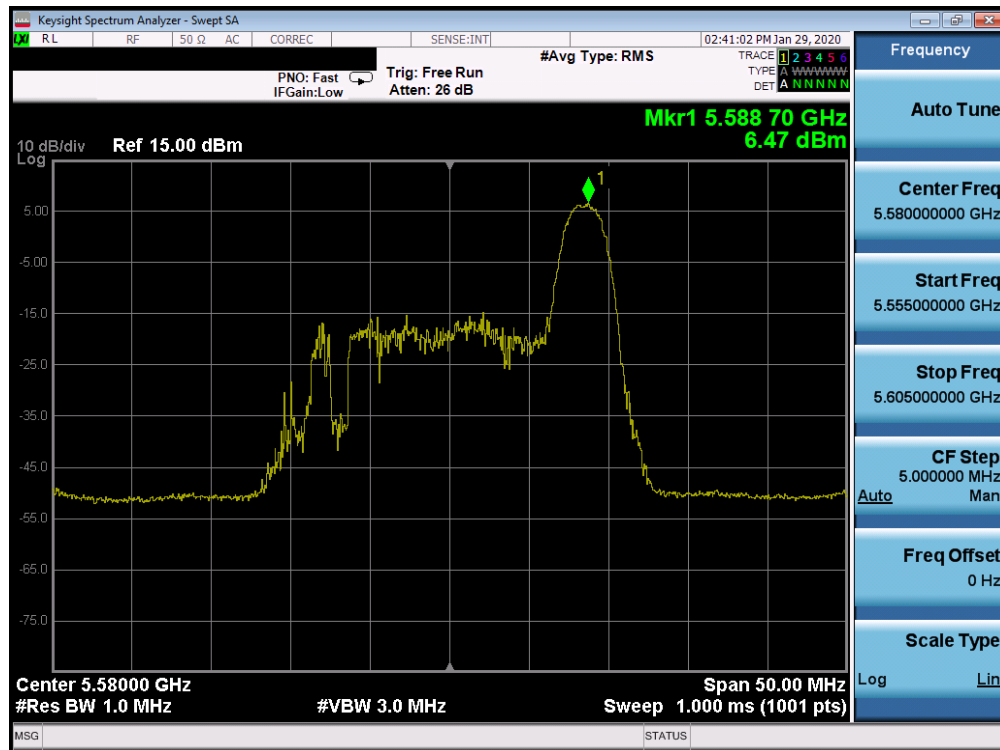


Plot 7-569. Power Spectral Density Plot SDM CORE 0 (20MHz BW 802.11ax Index 4 – RU26 (UNII Band 2C) – Ch. 116)

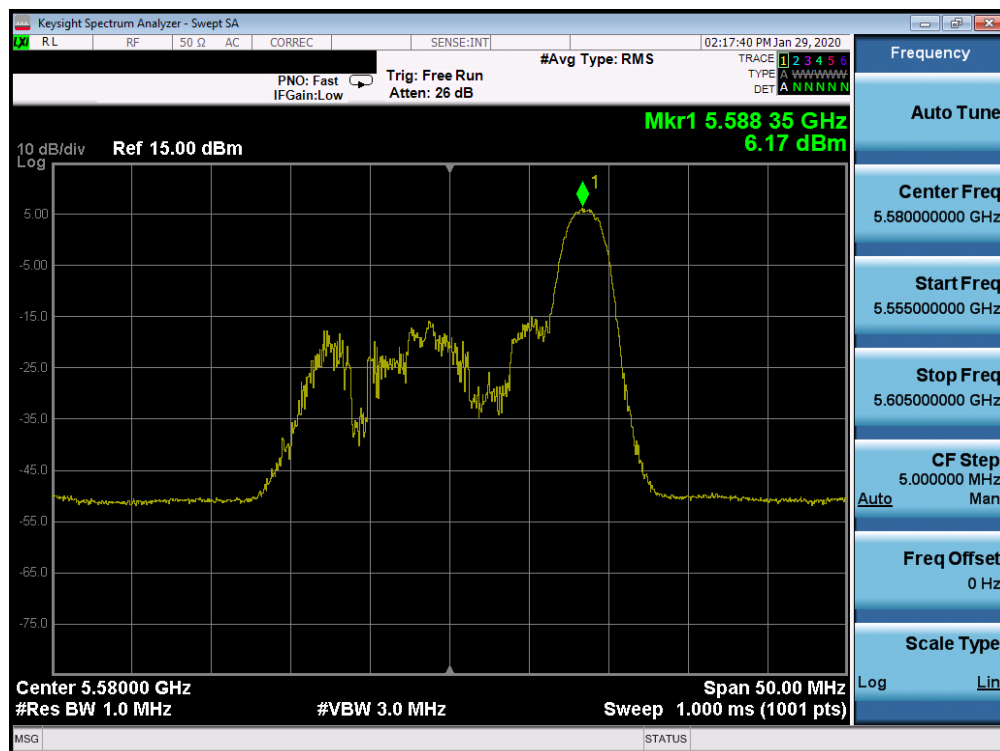


Plot 7-570. Power Spectral Density Plot SDM CORE 1 (20MHz BW 802.11ax Index 4 – RU26 (UNII Band 2C) – Ch. 116)

FCC ID: BCGA2068		MEASUREMENT REPORT (CERTIFICATION)	Approved by: Quality Manager
Test Report S/N: 1C1912170051-13-R1.BCG	Test Dates: 12/10/2019 - 02/11/2020	EUT Type: Tablet Device	Page 340 of 542

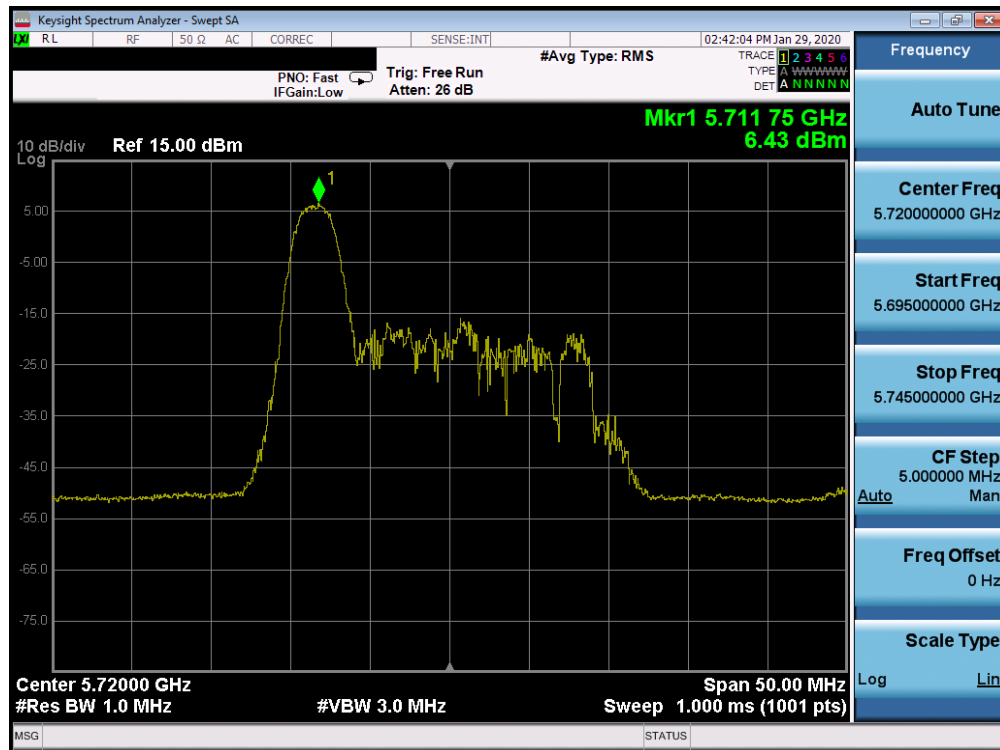


Plot 7-571. Power Spectral Density Plot SDM CORE 0 (20MHz BW 802.11ax Index 8– RU26 (UNII Band 2C) – Ch. 116)

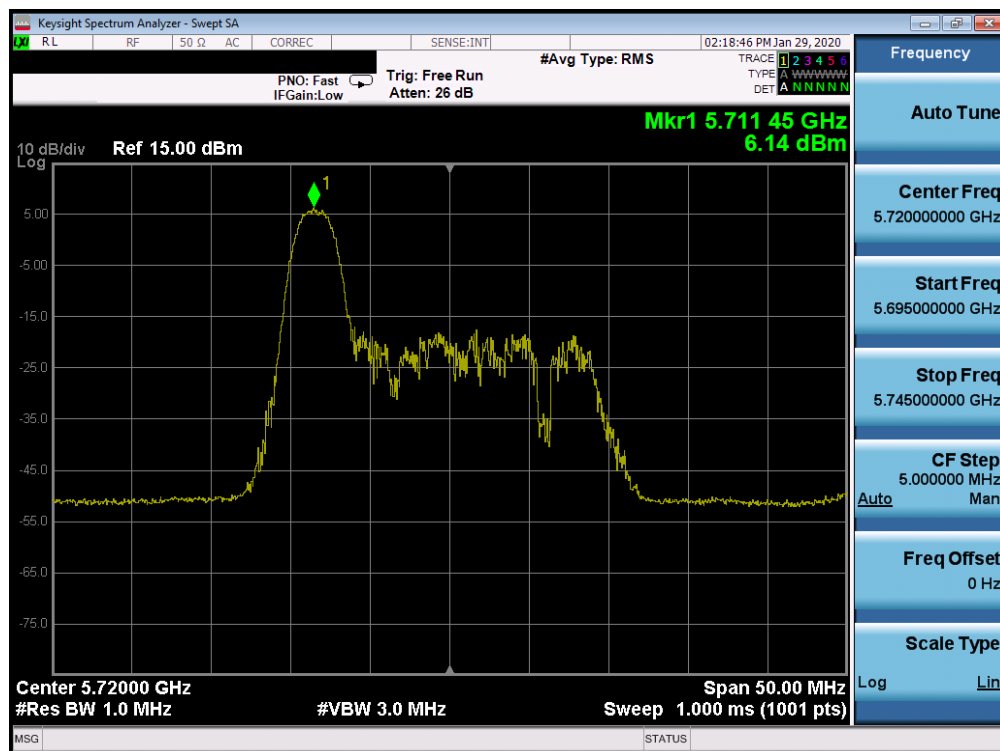


Plot 7-572. Power Spectral Density Plot SDM CORE 1 (20MHz BW 802.11ax Index 8– RU26 (UNII Band 2C) – Ch. 116)

FCC ID: BCGA2068		MEASUREMENT REPORT (CERTIFICATION)	Approved by: Quality Manager
Test Report S/N: 1C1912170051-13-R1.BCG	Test Dates: 12/10/2019 - 02/11/2020	EUT Type: Tablet Device	Page 341 of 542

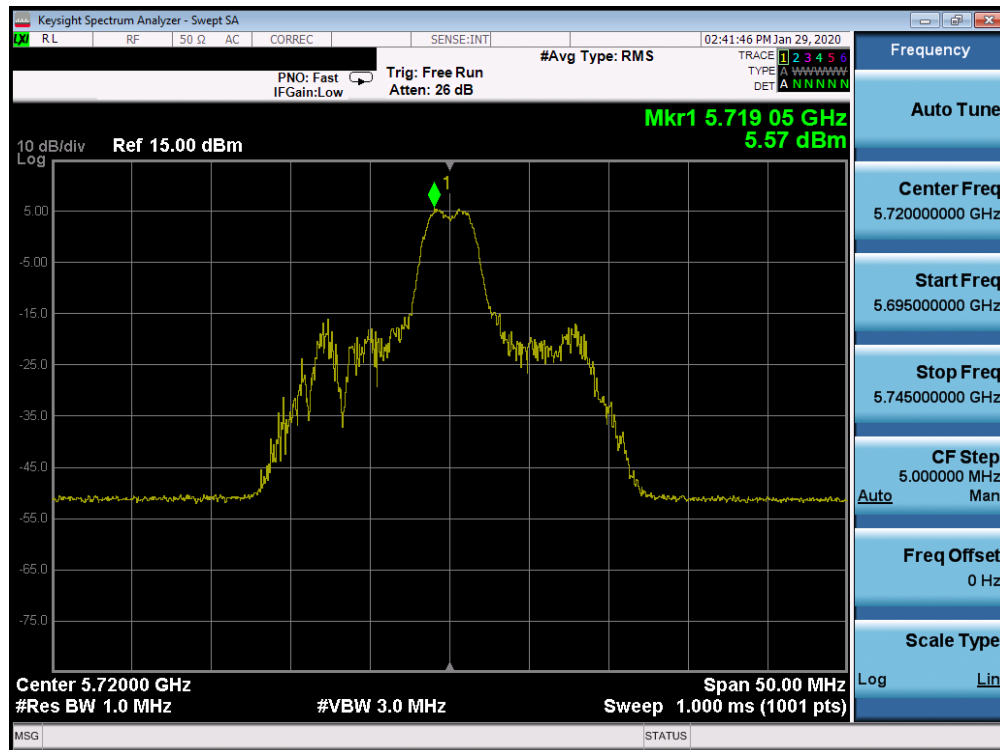


Plot 7-573. Power Spectral Density Plot SDM CORE 0 (20MHz BW 802.11ax Index 0 – RU26 (UNII Band 2C) – Ch. 144)

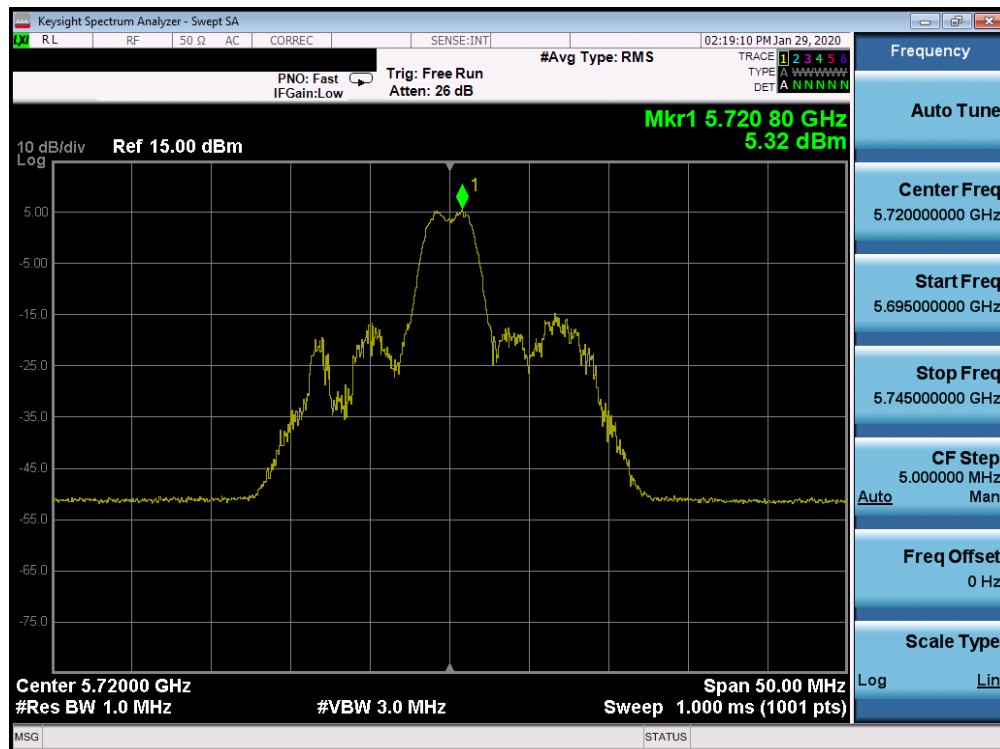


Plot 7-574. Power Spectral Density Plot SDM CORE 1 (20MHz BW 802.11ax Index 0 – RU26 (UNII Band 2C) – Ch. 144)

FCC ID: BCGA2068		MEASUREMENT REPORT (CERTIFICATION)	Approved by: Quality Manager
Test Report S/N: 1C1912170051-13-R1.BCG	Test Dates: 12/10/2019 - 02/11/2020	EUT Type: Tablet Device	Page 342 of 542

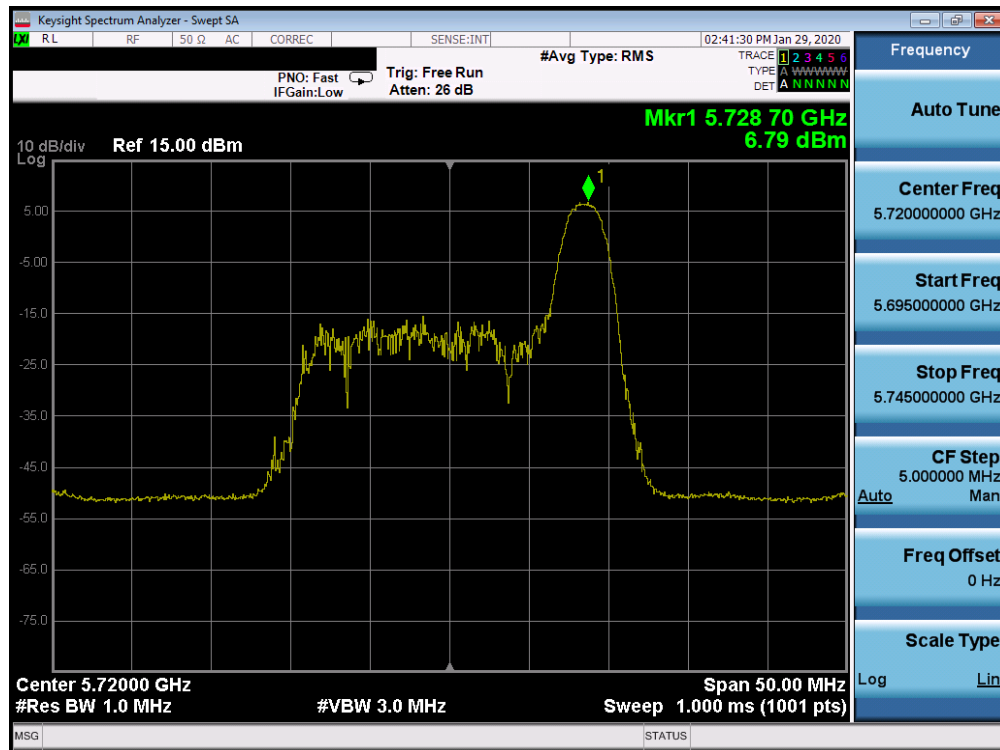


Plot 7-575. Power Spectral Density Plot SDM CORE 0 (20MHz BW 802.11ax Index 4 – RU26 (UNII Band 2C) – Ch. 144)

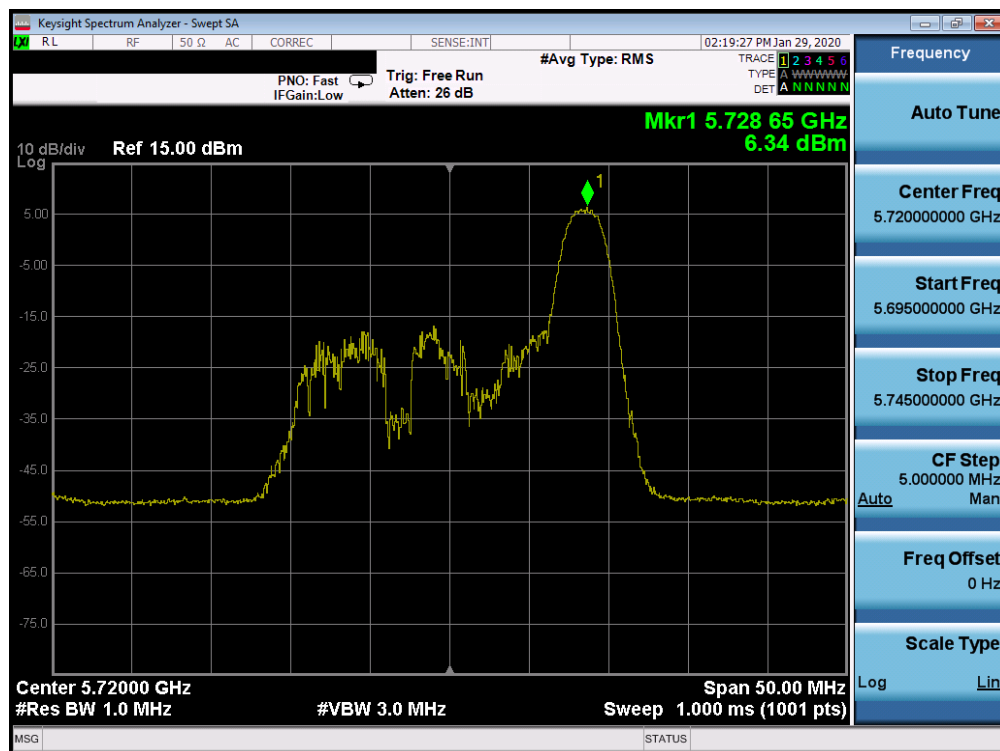


Plot 7-576. Power Spectral Density Plot SDM CORE 1 (20MHz BW 802.11ax Index 4 – RU26 (UNII Band 2C) – Ch. 144)

FCC ID: BCGA2068		MEASUREMENT REPORT (CERTIFICATION)	Approved by: Quality Manager
Test Report S/N: 1C1912170051-13-R1.BCG	Test Dates: 12/10/2019 - 02/11/2020	EUT Type: Tablet Device	Page 343 of 542



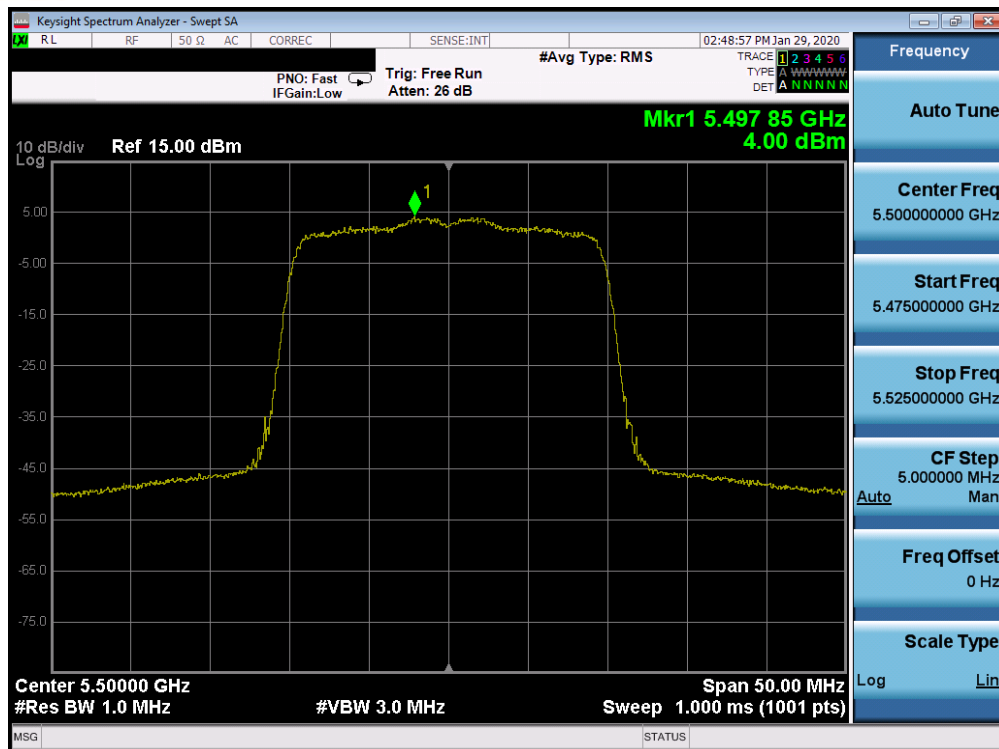
Plot 7-577. Power Spectral Density Plot SDM CORE 0 (20MHz BW 802.11ax Index 8 – RU26 (UNII Band 2C) – Ch. 144)



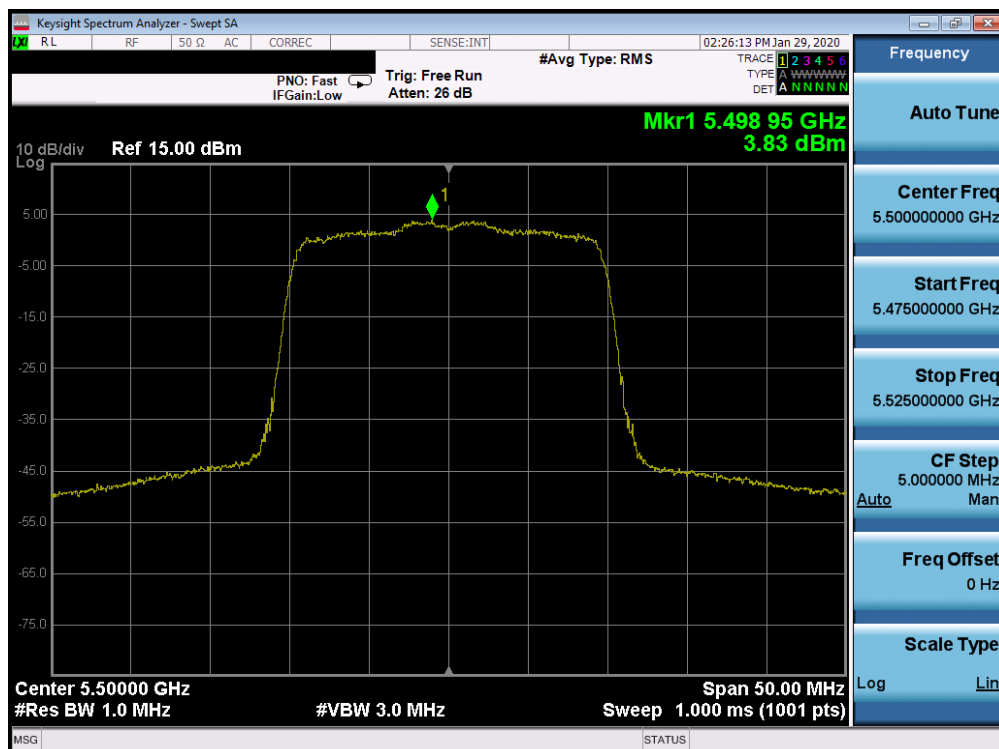
Plot 7-578. Power Spectral Density Plot SDM CORE 1 (20MHz BW 802.11ax Index 8 – RU26 (UNII Band 2C) – Ch. 144)

FCC ID: BCGA2068		MEASUREMENT REPORT (CERTIFICATION)	Approved by: Quality Manager
Test Report S/N: 1C1912170051-13-R1.BCG	Test Dates: 12/10/2019 - 02/11/2020	EUT Type: Tablet Device	Page 344 of 542



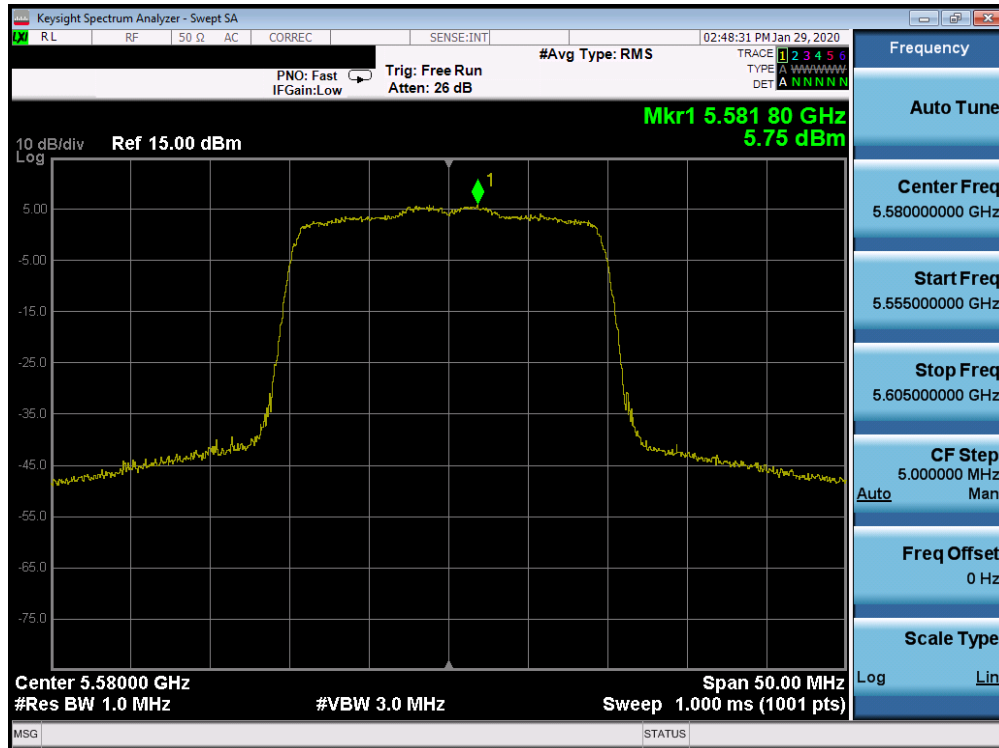


Plot 7-579. Power Spectral Density Plot CDD CORE 0 (20MHz BW 802.11ax- RU242 (UNII Band 2C) - Ch. 100)

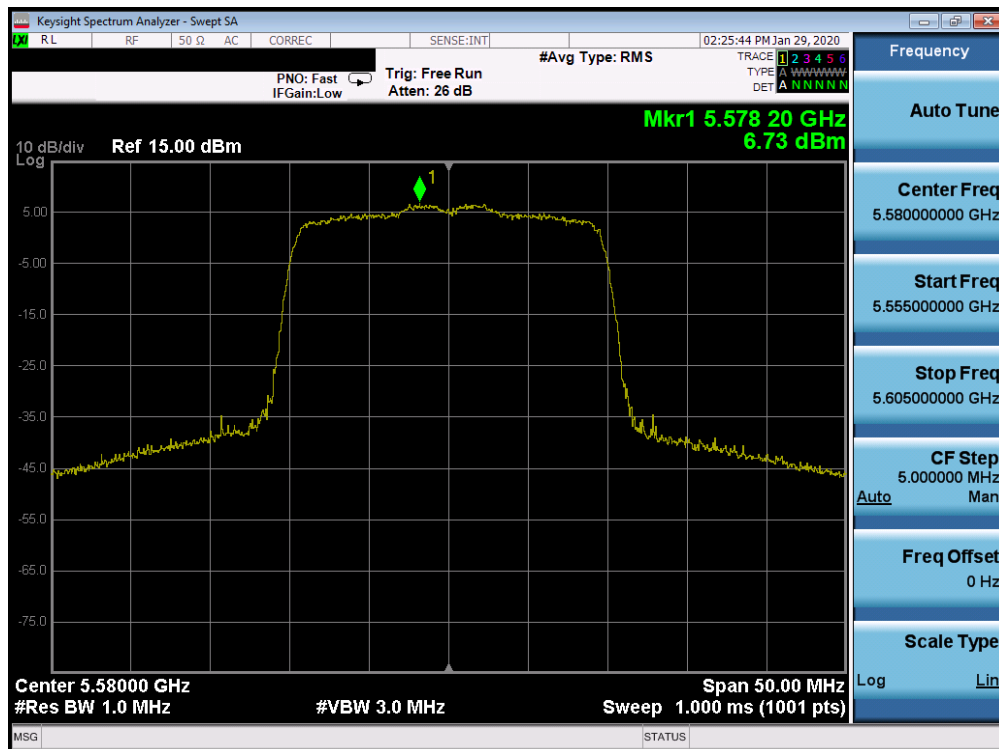


Plot 7-580. Power Spectral Density Plot CDD CORE 1 (20MHz BW 802.11ax- RU242 (UNII Band 2C) - Ch. 100)

FCC ID: BCGA2068		MEASUREMENT REPORT (CERTIFICATION)	Approved by: Quality Manager
Test Report S/N: 1C1912170051-13-R1.BCG	Test Dates: 12/10/2019 - 02/11/2020	EUT Type: Tablet Device	Page 345 of 542

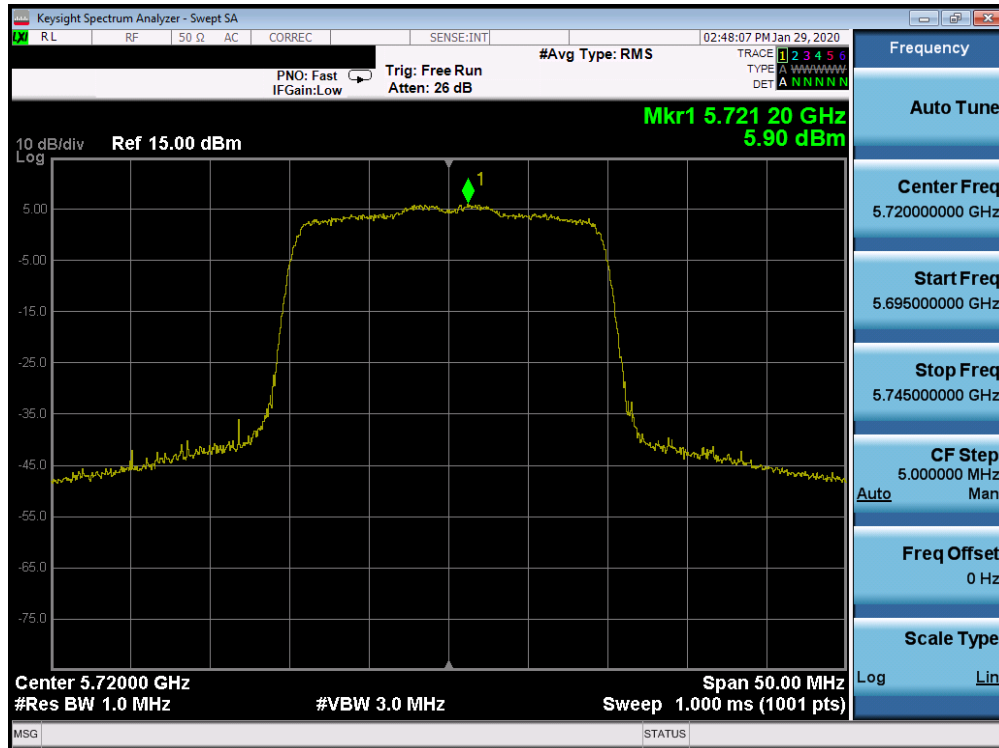


Plot 7-581. Power Spectral Density Plot CDD CORE 0 (20MHz BW 802.11ax- RU242 (UNII Band 2C) – Ch. 116)

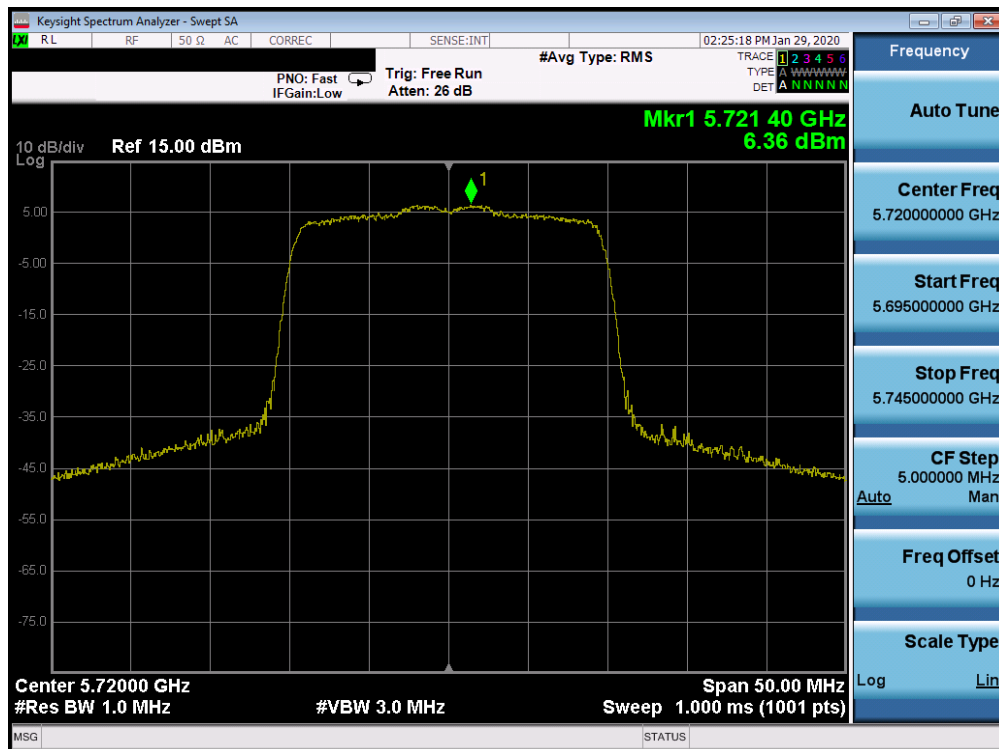


Plot 7-582. Power Spectral Density Plot CDD CORE 1 (20MHz BW 802.11ax- RU242 (UNII Band 2C) – Ch. 116)

FCC ID: BCGA2068		MEASUREMENT REPORT (CERTIFICATION)	Approved by: Quality Manager
Test Report S/N: 1C1912170051-13-R1.BCG	Test Dates: 12/10/2019 - 02/11/2020	EUT Type: Tablet Device	Page 346 of 542

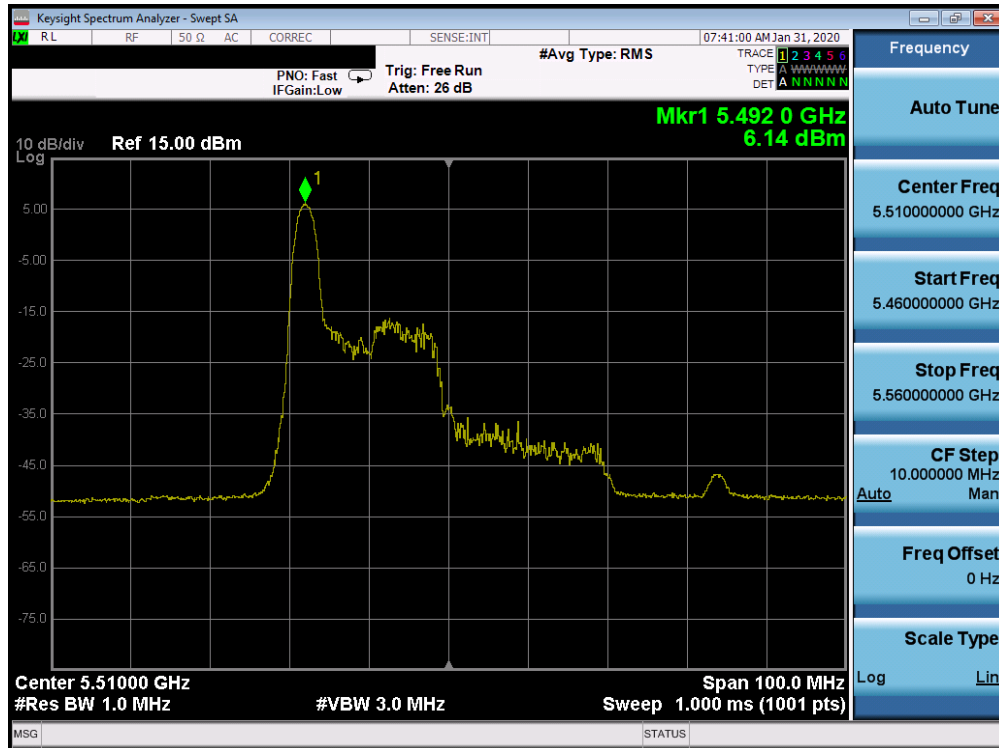


Plot 7-583. Power Spectral Density Plot CDD CORE 0 (20MHz BW 802.11ax- RU242 (UNII Band 2C) – Ch. 144)

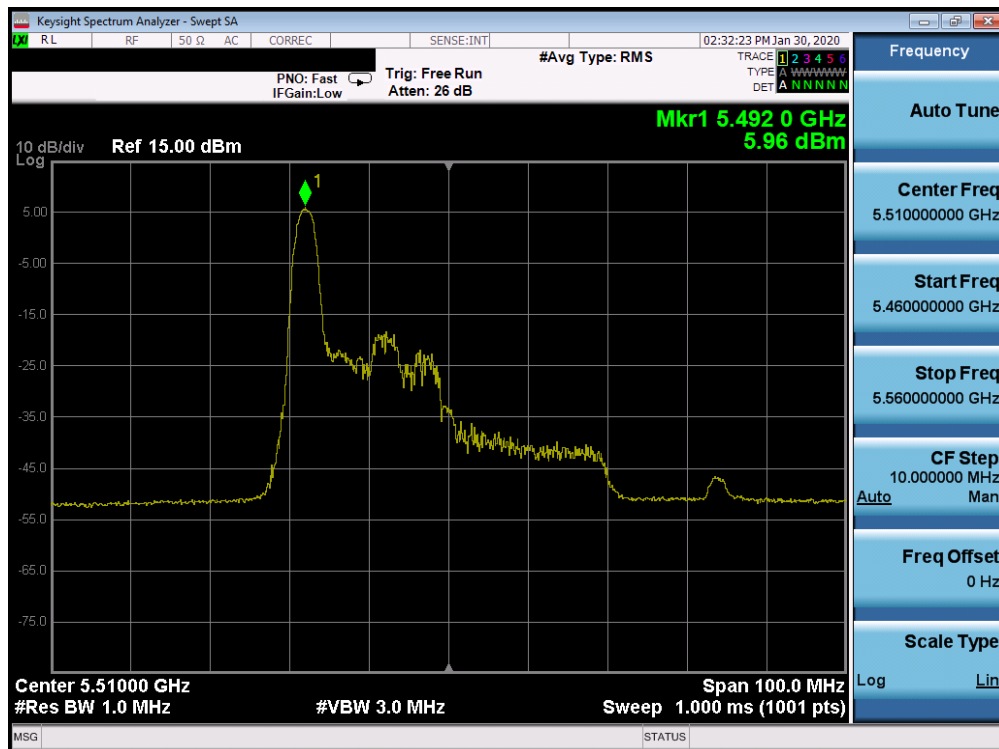


Plot 7-584. Power Spectral Density Plot CDD CORE 1 (20MHz BW 802.11ax- RU242 (UNII Band 2C) – Ch. 144)

FCC ID: BCGA2068		MEASUREMENT REPORT (CERTIFICATION)	Approved by: Quality Manager
Test Report S/N: 1C1912170051-13-R1.BCG	Test Dates: 12/10/2019 - 02/11/2020	EUT Type: Tablet Device	Page 347 of 542

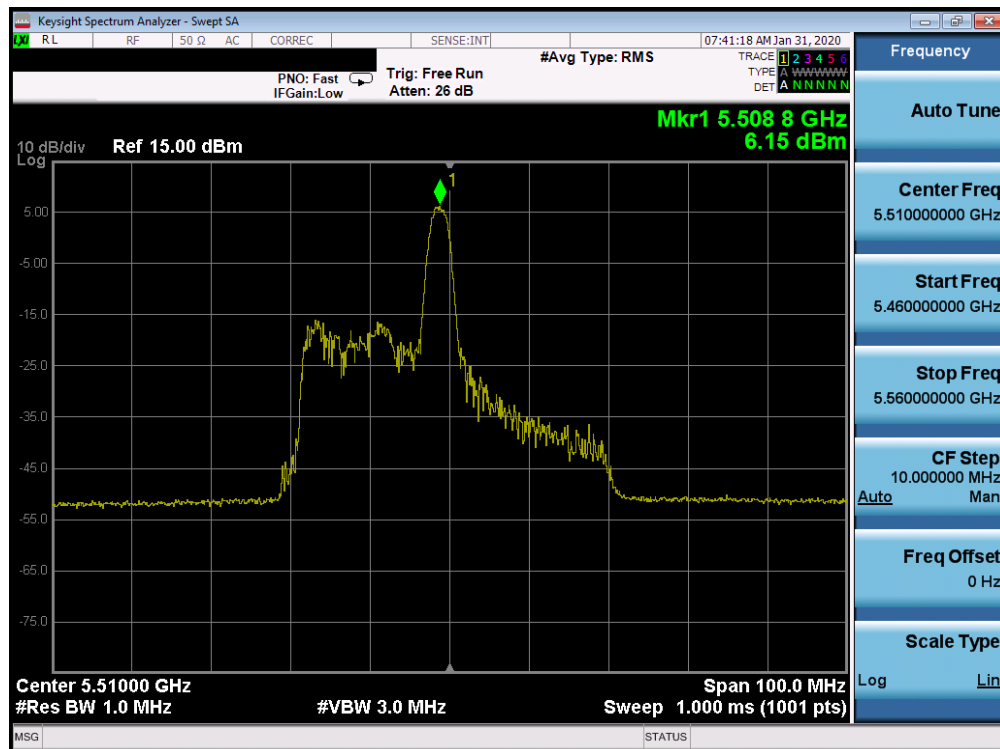


Plot 7-585. Power Spectral Density Plot SDM CORE 0 (40MHz BW 802.11ax Index 0 – RU26 (UNII Band 2C) – Ch. 102)

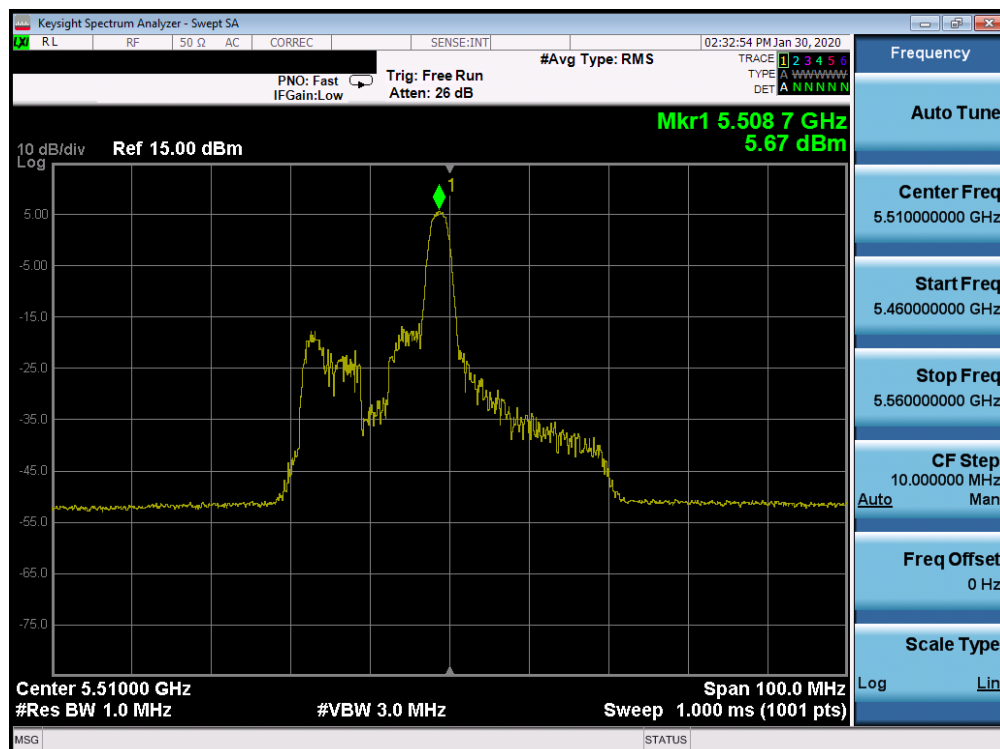


Plot 7-586. Power Spectral Density Plot SDM CORE 1 (40MHz BW 802.11ax Index 0 – RU26 (UNII Band 2C) – Ch. 102)

FCC ID: BCGA2068		MEASUREMENT REPORT (CERTIFICATION)	Approved by: Quality Manager
Test Report S/N: 1C1912170051-13-R1.BCG	Test Dates: 12/10/2019 - 02/11/2020	EUT Type: Tablet Device	Page 348 of 542

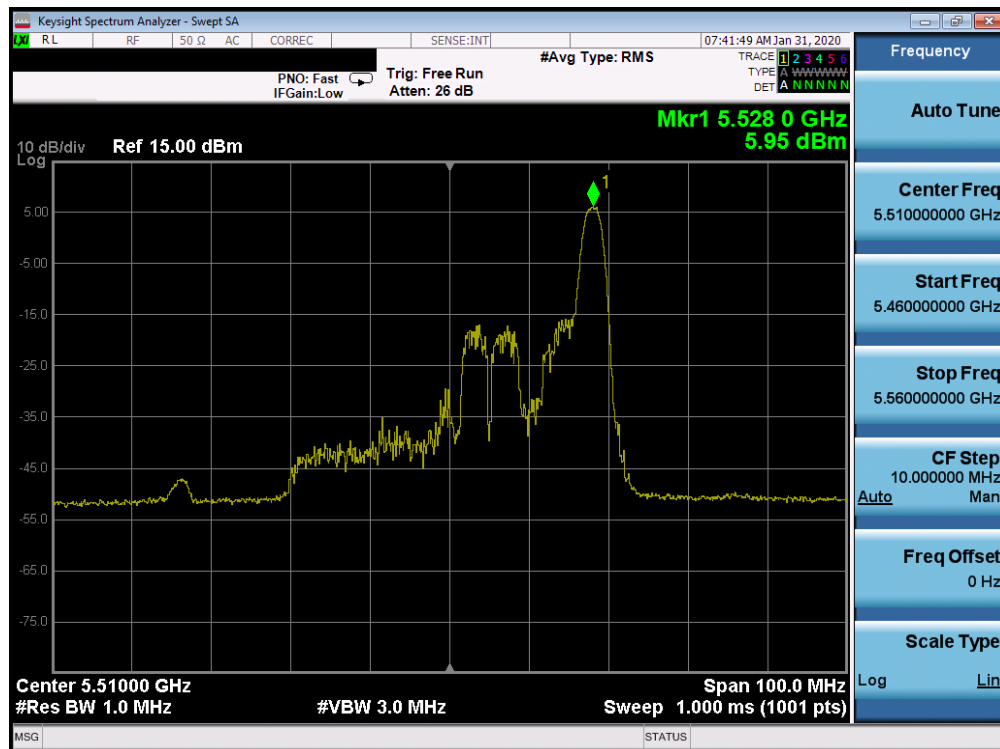


Plot 7-587. Power Spectral Density Plot SDM CORE 0 (40MHz BW 802.11ax Index 8 – RU26 (UNII Band 2C) – Ch. 102)

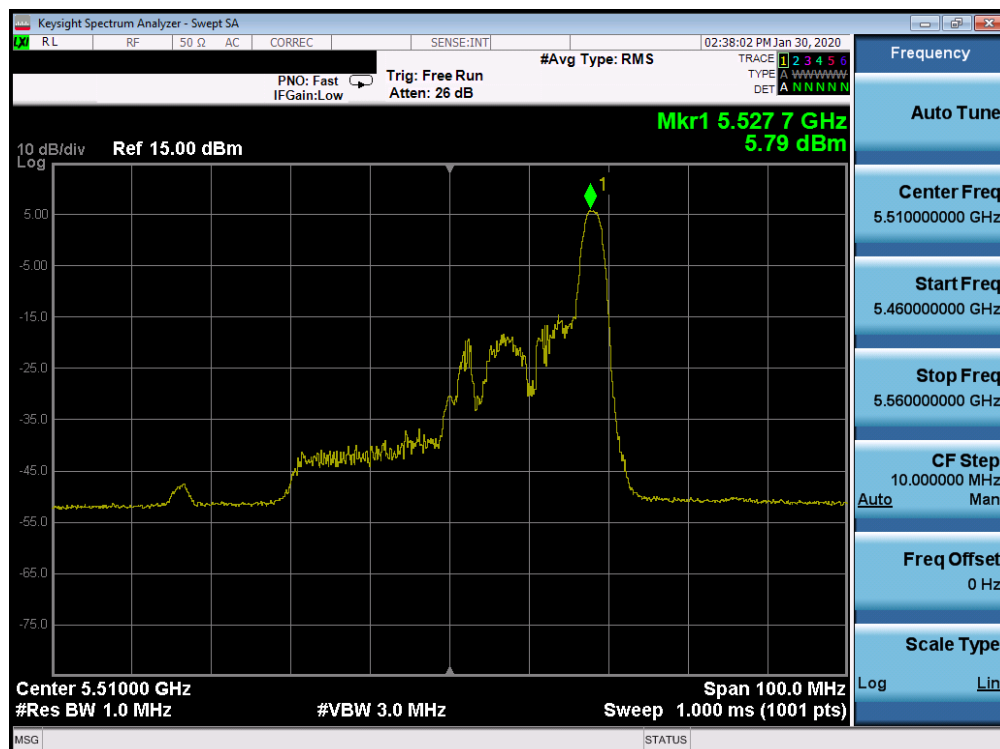


Plot 7-588. Power Spectral Density Plot SDM CORE 1 (40MHz BW 802.11ax Index 8 – RU26 (UNII Band 2C) – Ch. 102)

FCC ID: BCGA2068	<b>PCTEST</b>	MEASUREMENT REPORT (CERTIFICATION)	Approved by: Quality Manager
Test Report S/N: 1C1912170051-13-R1.BCG	Test Dates: 12/10/2019 - 02/11/2020	EUT Type: Tablet Device	Page 349 of 542

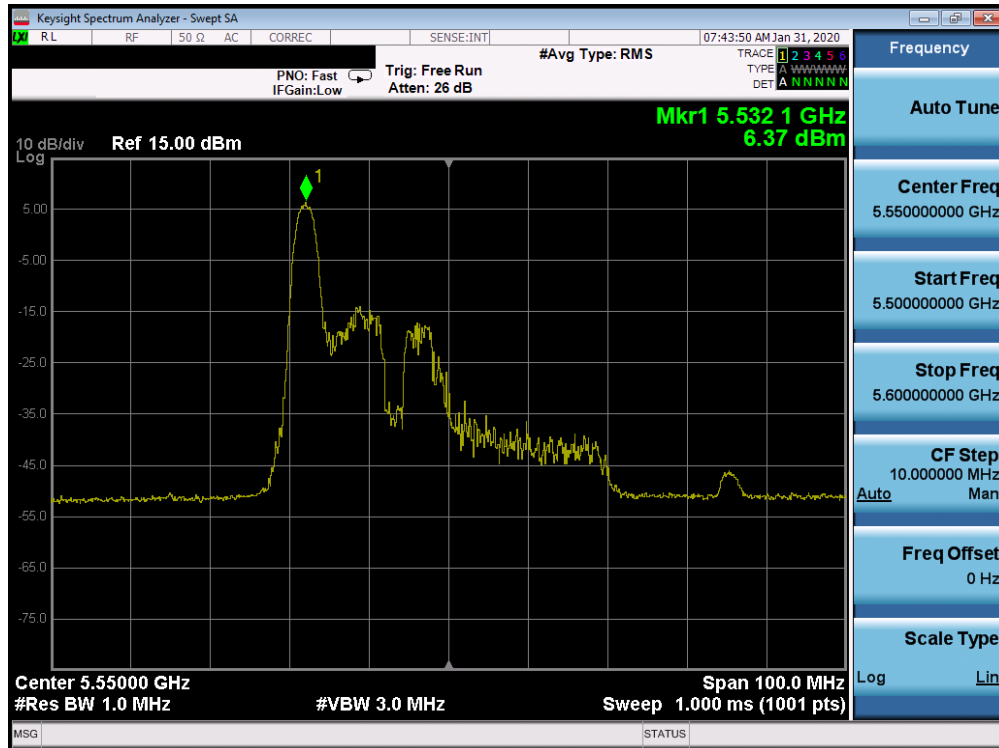


Plot 7-589. Power Spectral Density Plot SDM CORE 0 (40MHz BW 802.11ax Index 17 – RU26 (UNII Band 2C) – Ch. 102)

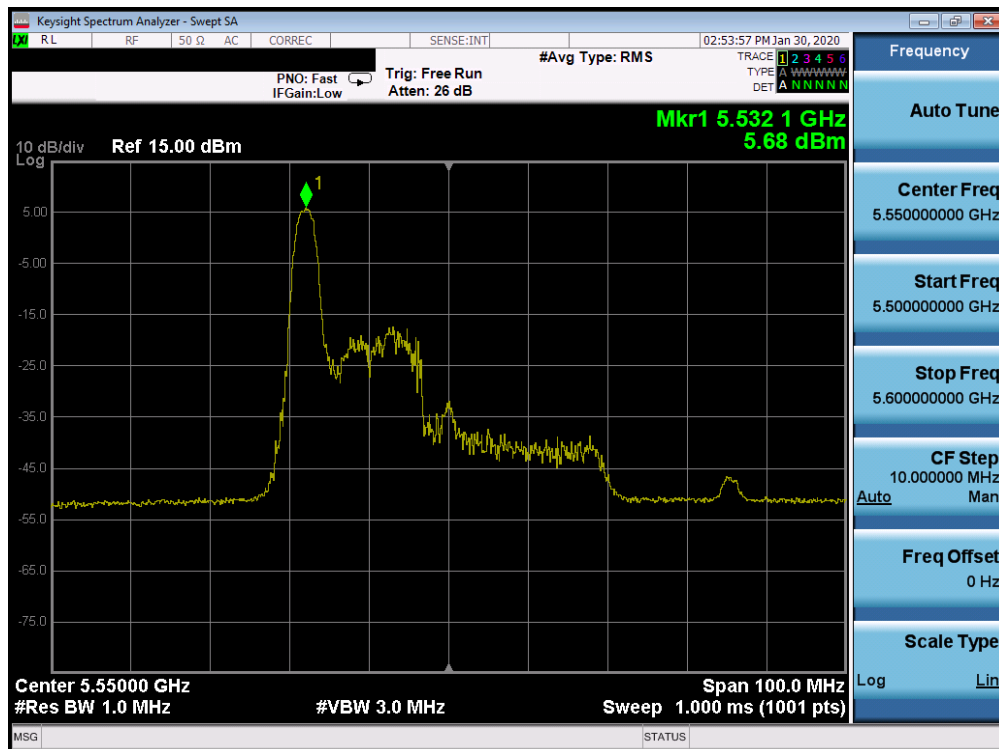


Plot 7-590. Power Spectral Density Plot SDM CORE 1 (40MHz BW 802.11ax Index 17 – RU26 (UNII Band 2C) – Ch. 102)

FCC ID: BCGA2068		MEASUREMENT REPORT (CERTIFICATION)	Approved by: Quality Manager
Test Report S/N: 1C1912170051-13-R1.BCG	Test Dates: 12/10/2019 - 02/11/2020	EUT Type: Tablet Device	Page 350 of 542



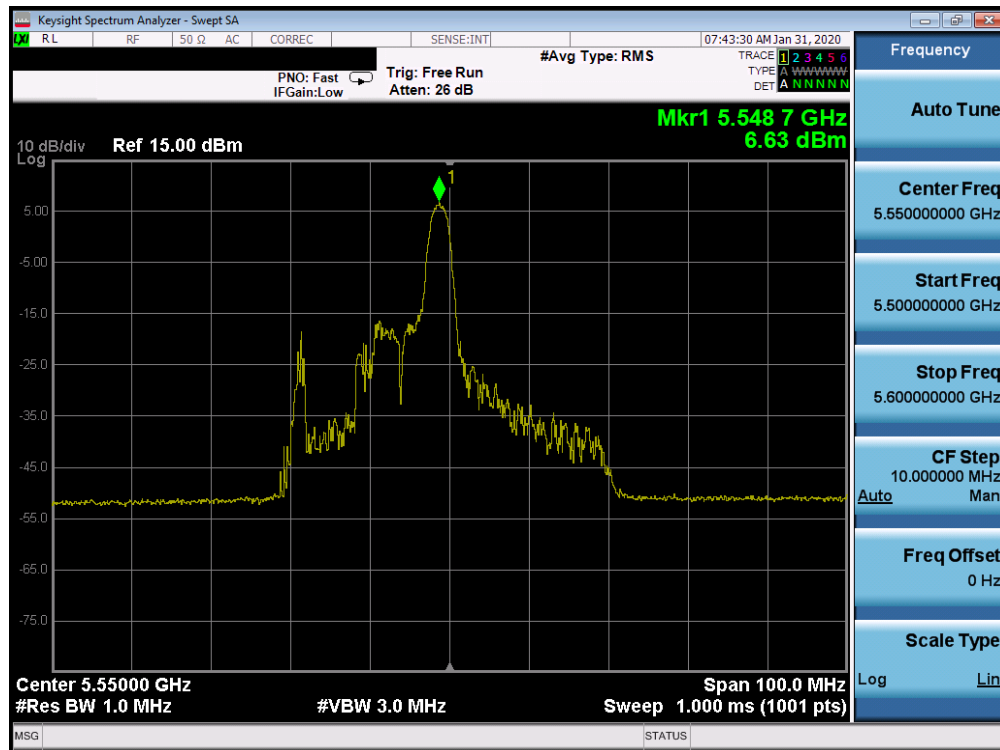
Plot 7-591. Power Spectral Density Plot SDM CORE 0 (40MHz BW 802.11ax Index 0 – RU26 (UNII Band 2C) – Ch. 110)



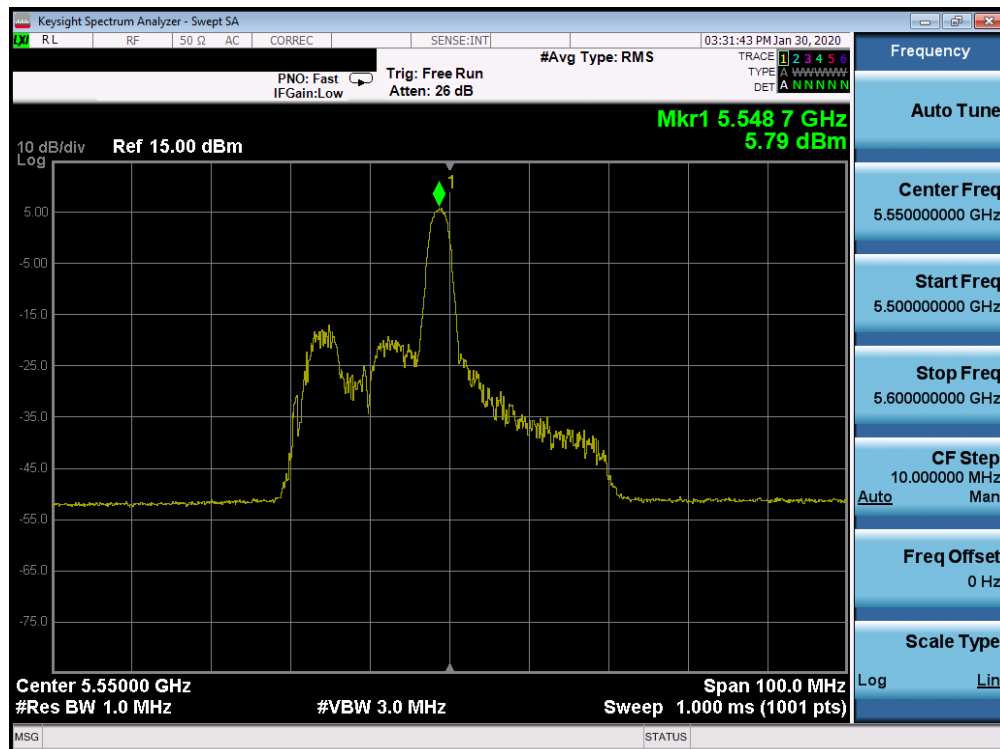
Plot 7-592. Power Spectral Density Plot SDM CORE 1 (40MHz BW 802.11ax Index 0 – RU26 (UNII Band 2C) – Ch. 110)

FCC ID: BCGA2068		MEASUREMENT REPORT (CERTIFICATION)	Approved by: Quality Manager
Test Report S/N: 1C1912170051-13-R1.BCG	Test Dates: 12/10/2019 - 02/11/2020	EUT Type: Tablet Device	Page 351 of 542



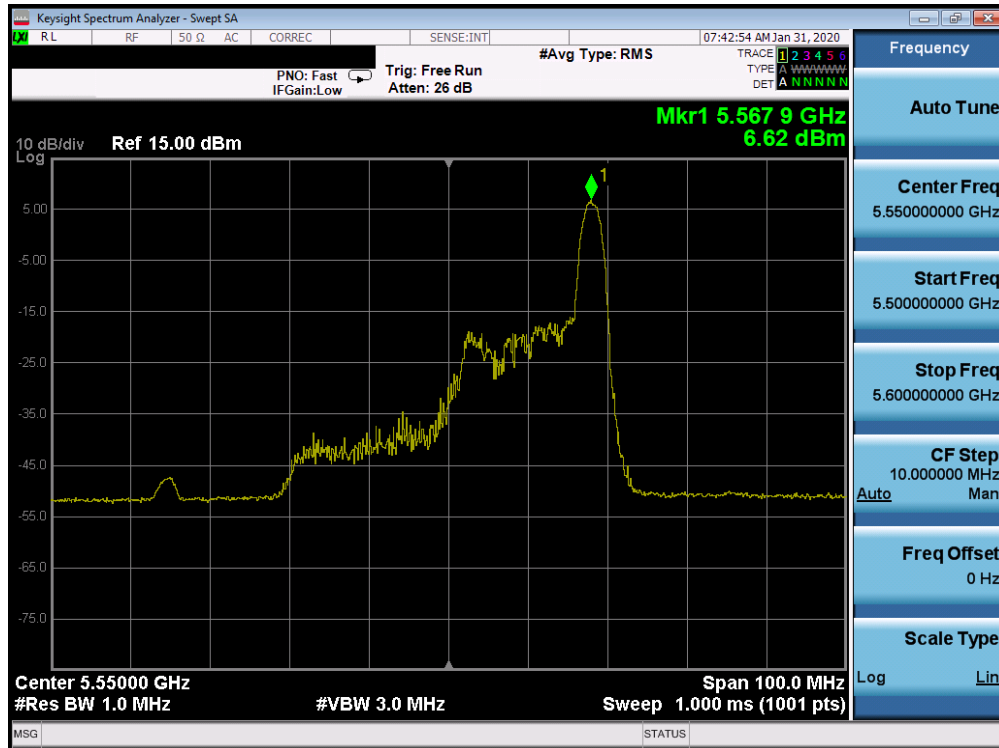


Plot 7-593. Power Spectral Density Plot SDM CORE 0 (40MHz BW 802.11ax Index 8 – RU26 (UNII Band 2C) – Ch. 110)

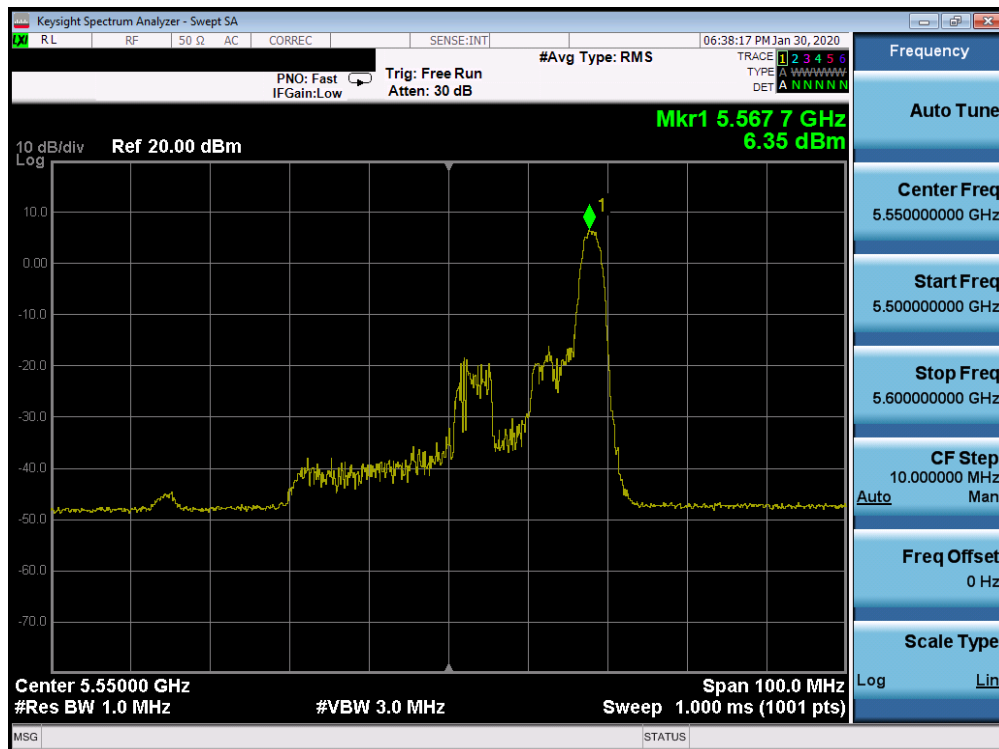


Plot 7-594. Power Spectral Density Plot SDM CORE 1 (40MHz BW 802.11ax Index 8 – RU26 (UNII Band 2C) – Ch. 110)

FCC ID: BCGA2068		MEASUREMENT REPORT (CERTIFICATION)	Approved by: Quality Manager
Test Report S/N: 1C1912170051-13-R1.BCG	Test Dates: 12/10/2019 - 02/11/2020	EUT Type: Tablet Device	Page 352 of 542

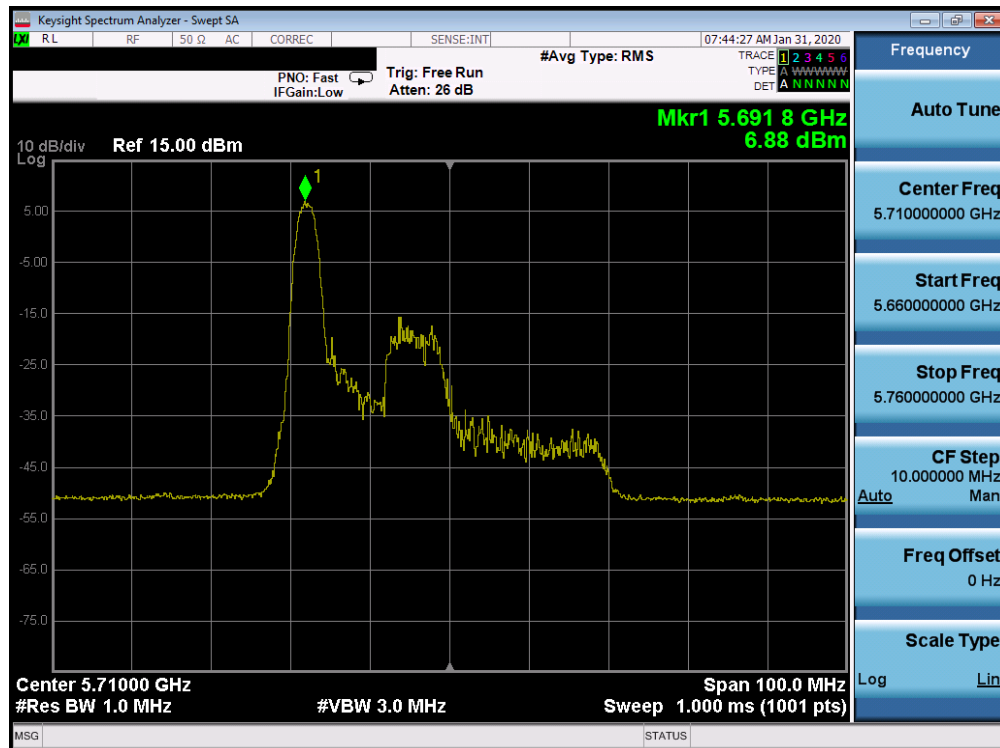


Plot 7-595. Power Spectral Density Plot SDM CORE 0 (40MHz BW 802.11ax Index 17 – RU26 (UNII Band 2C) – Ch. 110)

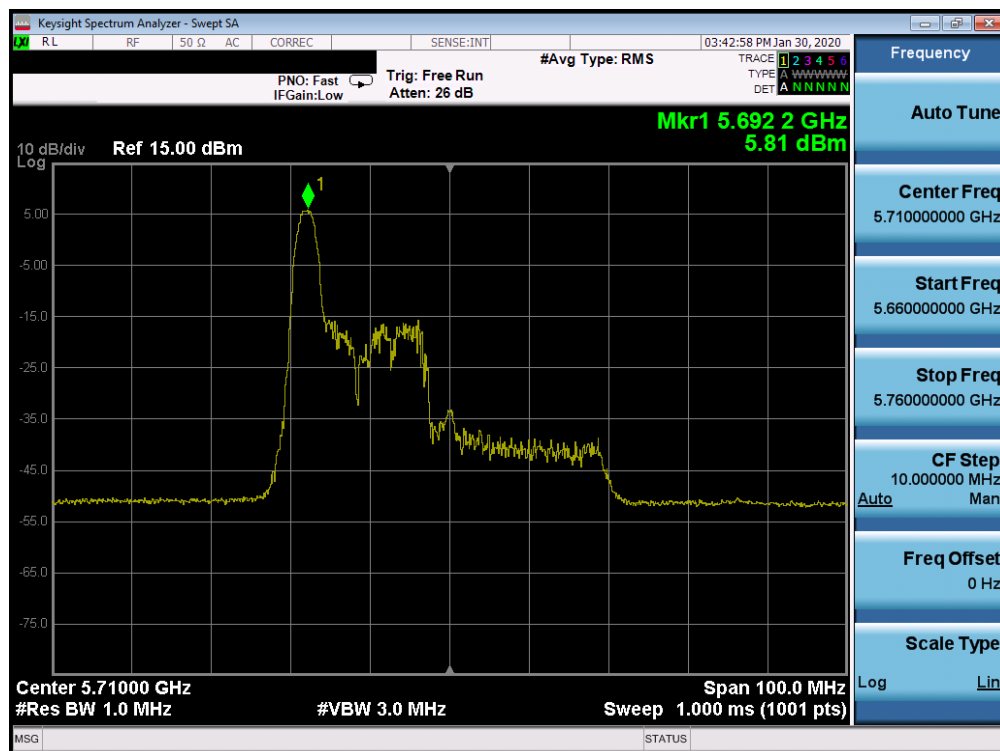


Plot 7-596. Power Spectral Density Plot SDM CORE 1 (40MHz BW 802.11ax Index 17 – RU26 (UNII Band 2C) – Ch. 110)

FCC ID: BCGA2068		MEASUREMENT REPORT (CERTIFICATION)	Approved by: Quality Manager
Test Report S/N: 1C1912170051-13-R1.BCG	Test Dates: 12/10/2019 - 02/11/2020	EUT Type: Tablet Device	Page 353 of 542

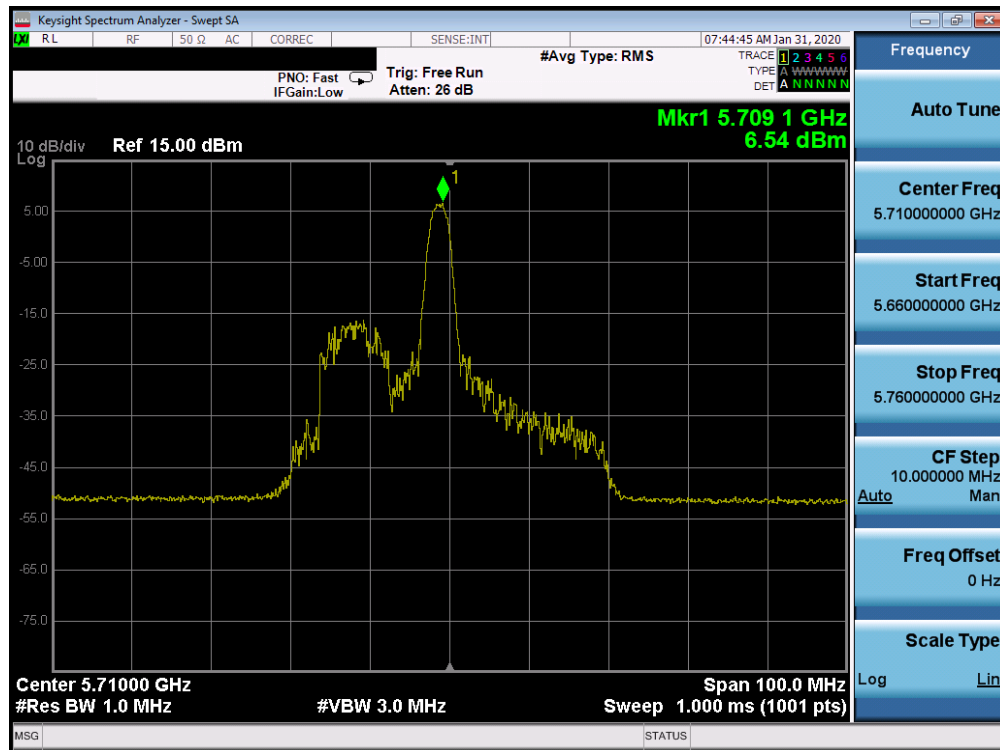


Plot 7-597. Power Spectral Density Plot SDM CORE 0 (40MHz BW 802.11ax Index 0 – RU26 (UNII Band 2C) – Ch. 142)

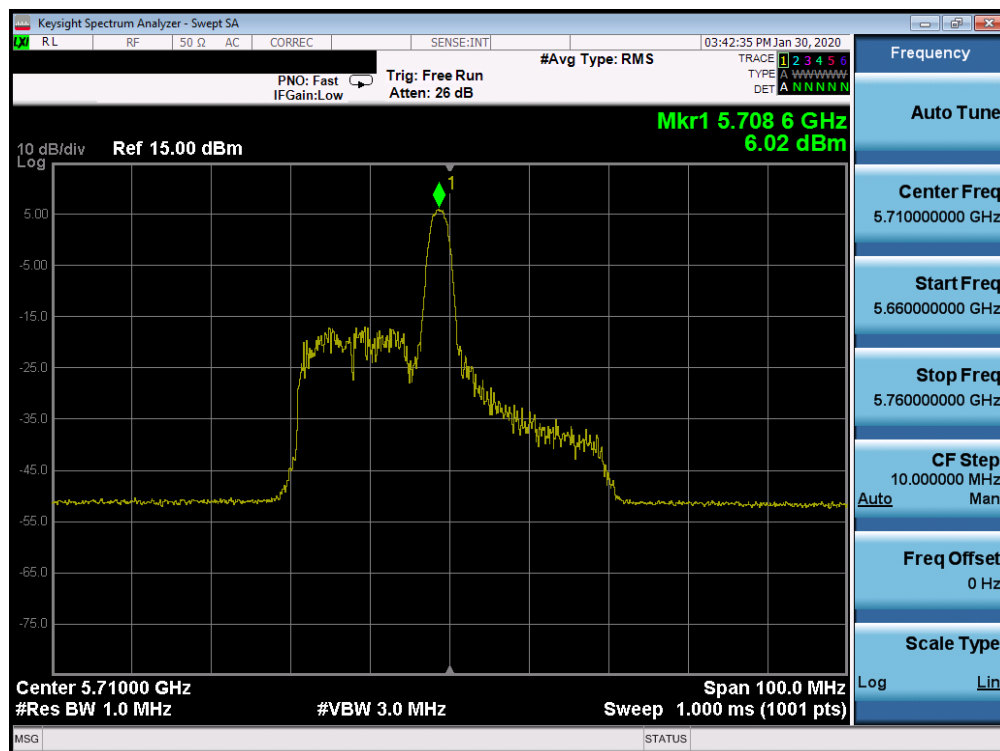


Plot 7-598. Power Spectral Density Plot SDM CORE 1 (40MHz BW 802.11ax Index 0 – RU26 (UNII Band 2C) – Ch. 142)

FCC ID: BCGA2068		MEASUREMENT REPORT (CERTIFICATION)	Approved by: Quality Manager
Test Report S/N: 1C1912170051-13-R1.BCG	Test Dates: 12/10/2019 - 02/11/2020	EUT Type: Tablet Device	Page 354 of 542

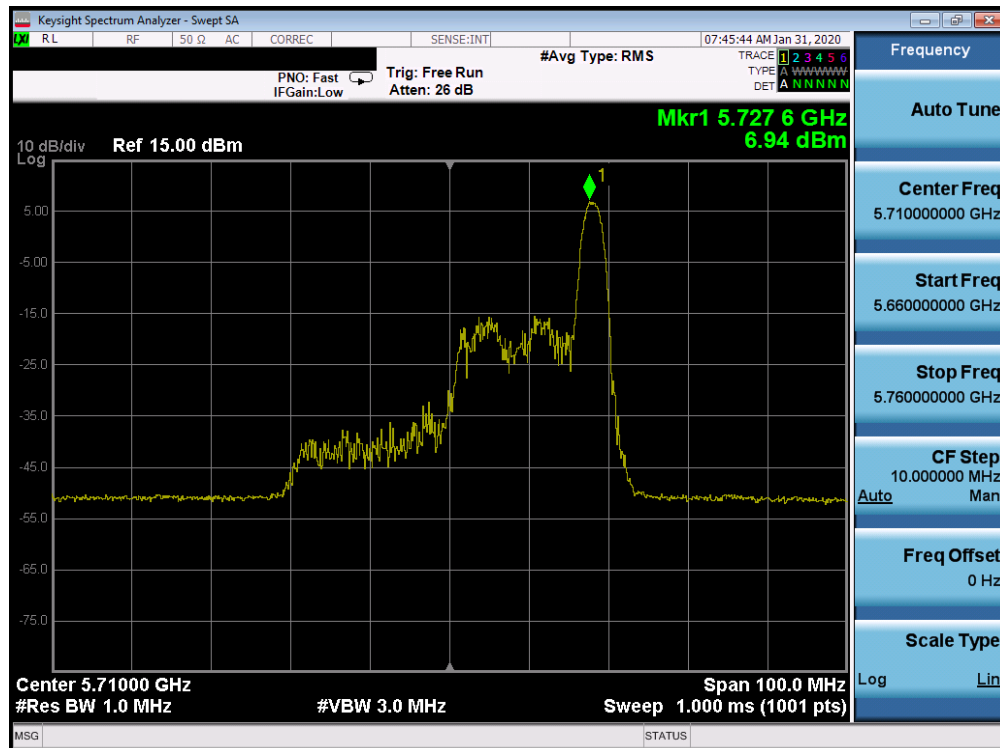


Plot 7-599. Power Spectral Density Plot SDM CORE 0 (40MHz BW 802.11ax Index 8 – RU26 (UNII Band 2C) – Ch. 142)

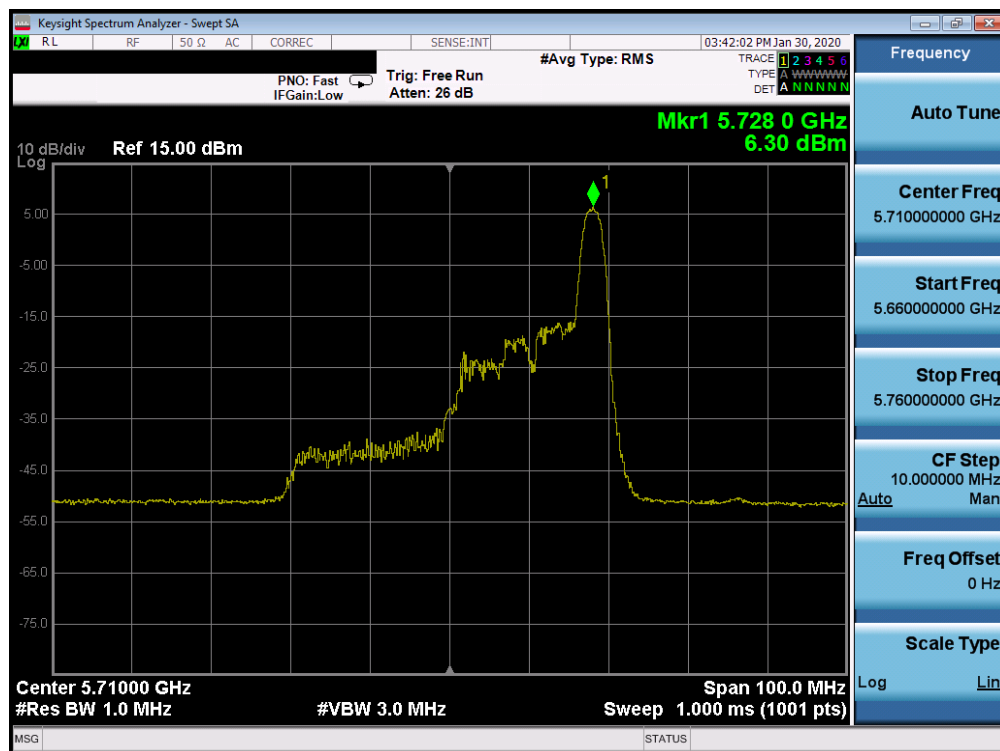


Plot 7-600. Power Spectral Density Plot SDM CORE 1 (40MHz BW 802.11ax Index 8 – RU26 (UNII Band 2C) – Ch. 142)

FCC ID: BCGA2068		MEASUREMENT REPORT (CERTIFICATION)	Approved by: Quality Manager
Test Report S/N: 1C1912170051-13-R1.BCG	Test Dates: 12/10/2019 - 02/11/2020	EUT Type: Tablet Device	Page 355 of 542

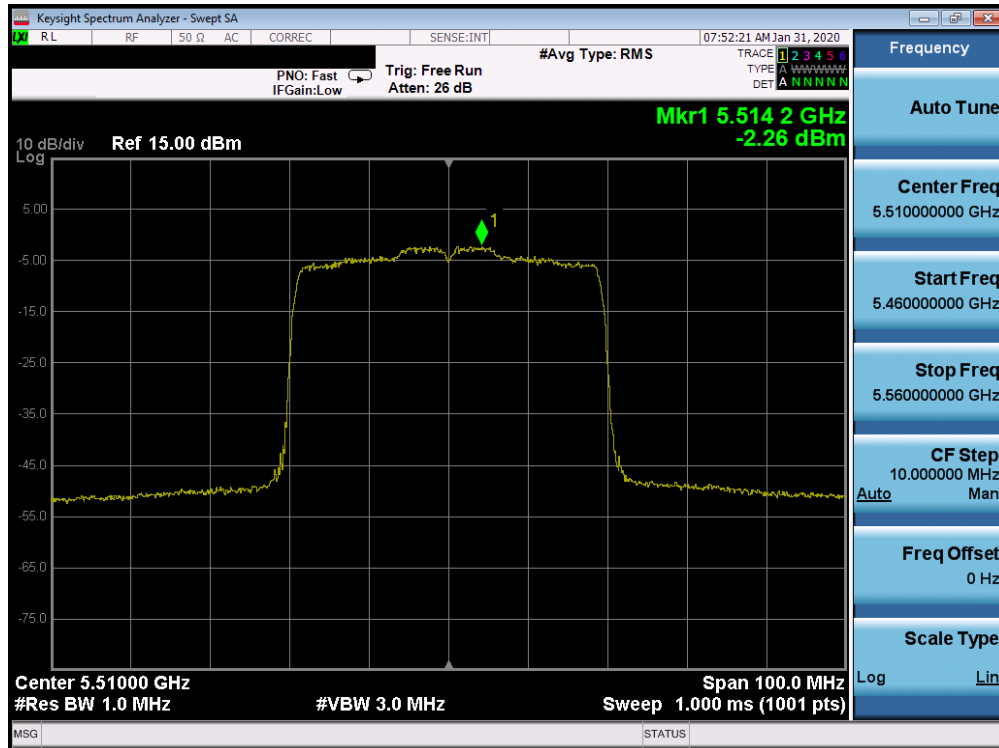


Plot 7-601. Power Spectral Density Plot SDM CORE 0 (40MHz BW 802.11ax Index 17 – RU26 (UNII Band 2C) – Ch. 142)

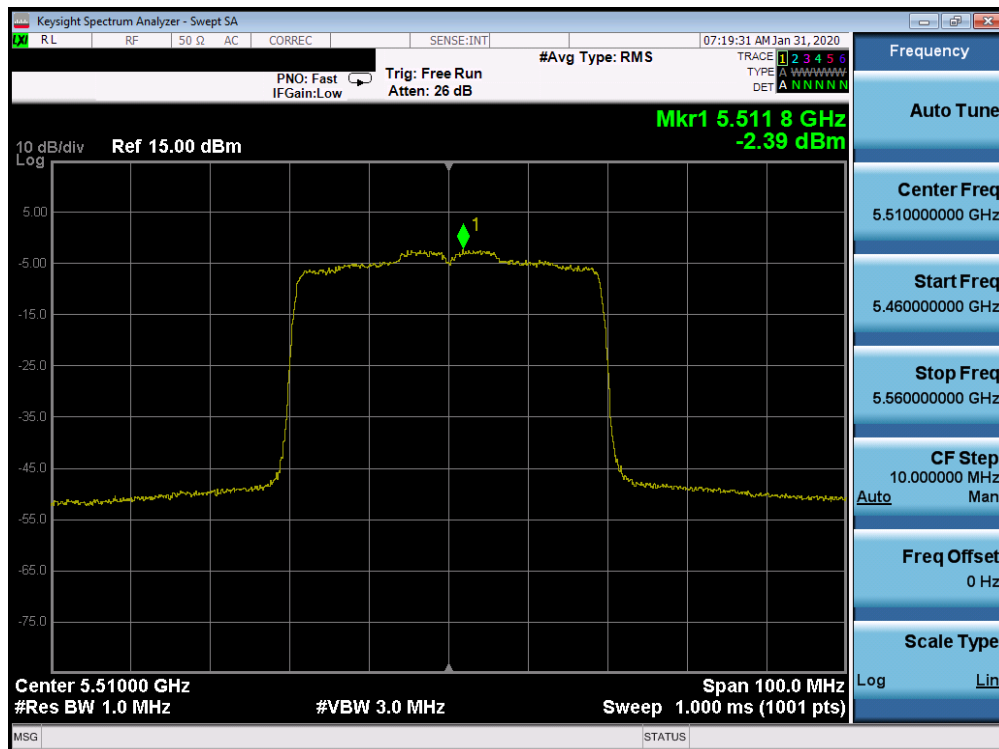


Plot 7-602. Power Spectral Density Plot SDM CORE 1 (40MHz BW 802.11ax Index 17 – RU26 (UNII Band 2C) – Ch. 142)

FCC ID: BCGA2068		MEASUREMENT REPORT (CERTIFICATION)	Approved by: Quality Manager
Test Report S/N: 1C1912170051-13-R1.BCG	Test Dates: 12/10/2019 - 02/11/2020	EUT Type: Tablet Device	Page 356 of 542

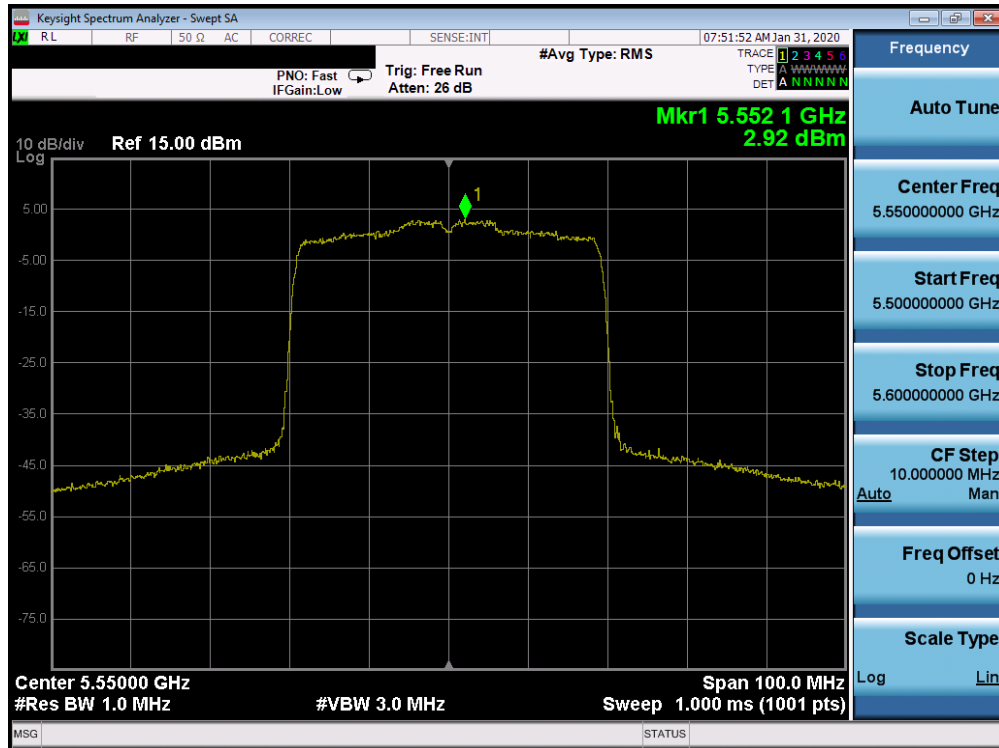


Plot 7-603. Power Spectral Density Plot CDD CORE 0 (40MHz BW 802.11ax – RU484 (UNII Band 2C) – Ch. 102)

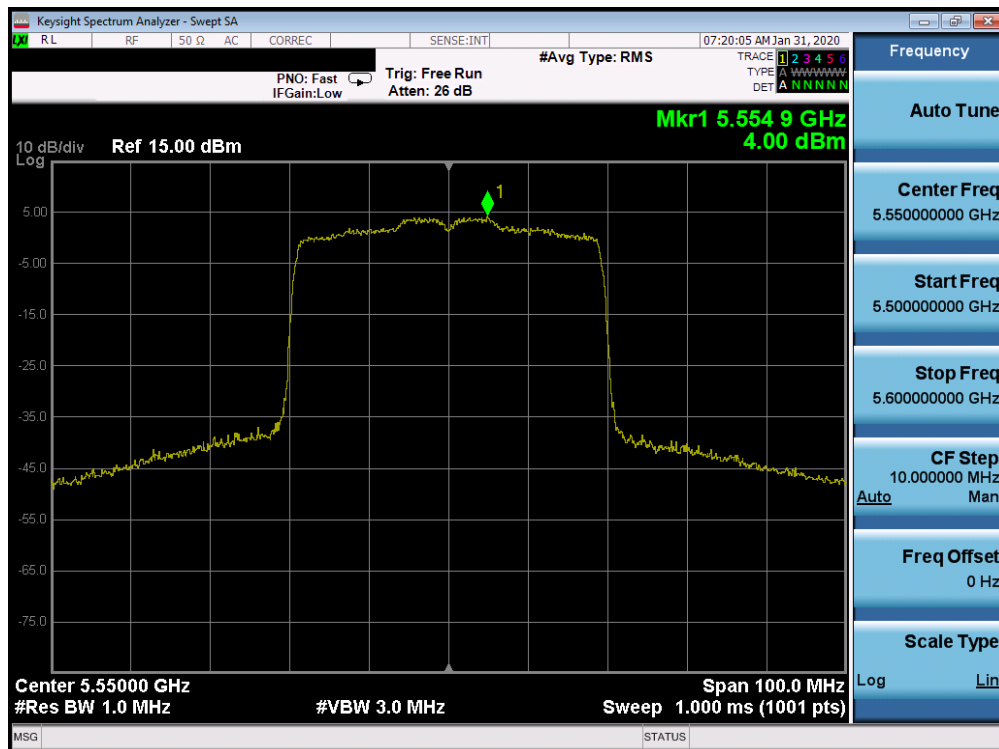


Plot 7-604. Power Spectral Density Plot CDD CORE 1 (40MHz BW 802.11ax – RU484 (UNII Band 2C) – Ch. 102)

FCC ID: BCGA2068		MEASUREMENT REPORT (CERTIFICATION)	Approved by: Quality Manager
Test Report S/N: 1C1912170051-13-R1.BCG	Test Dates: 12/10/2019 - 02/11/2020	EUT Type: Tablet Device	Page 357 of 542



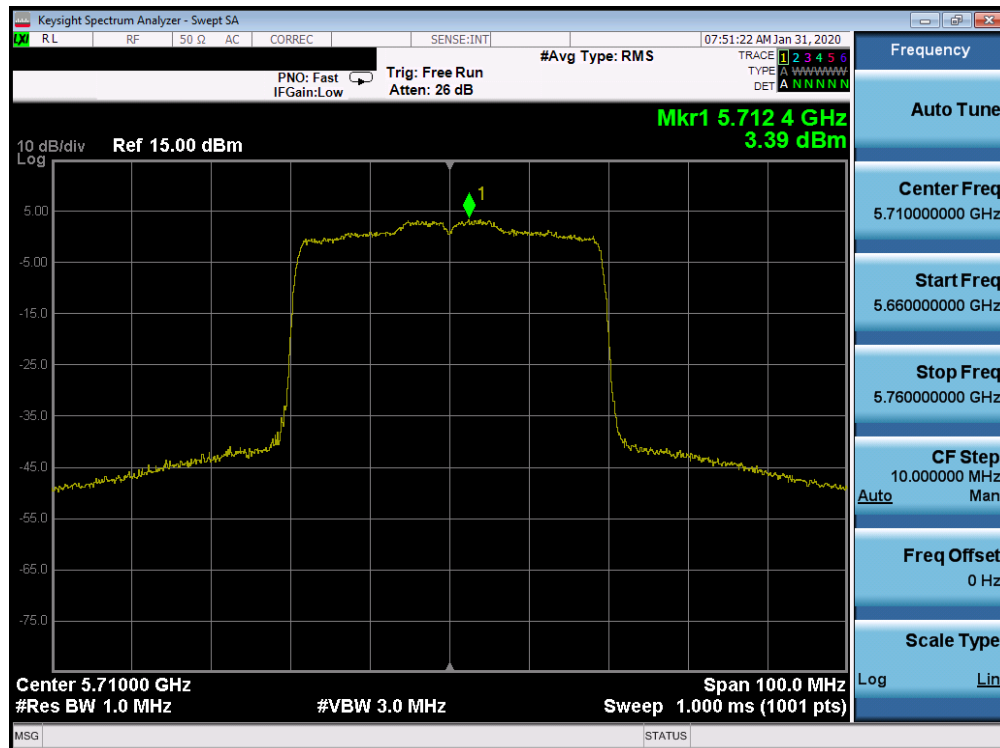
Plot 7-605. Power Spectral Density Plot CDD CORE 0 (40MHz BW 802.11ax – RU484 (UNII Band 2C) – Ch. 110)



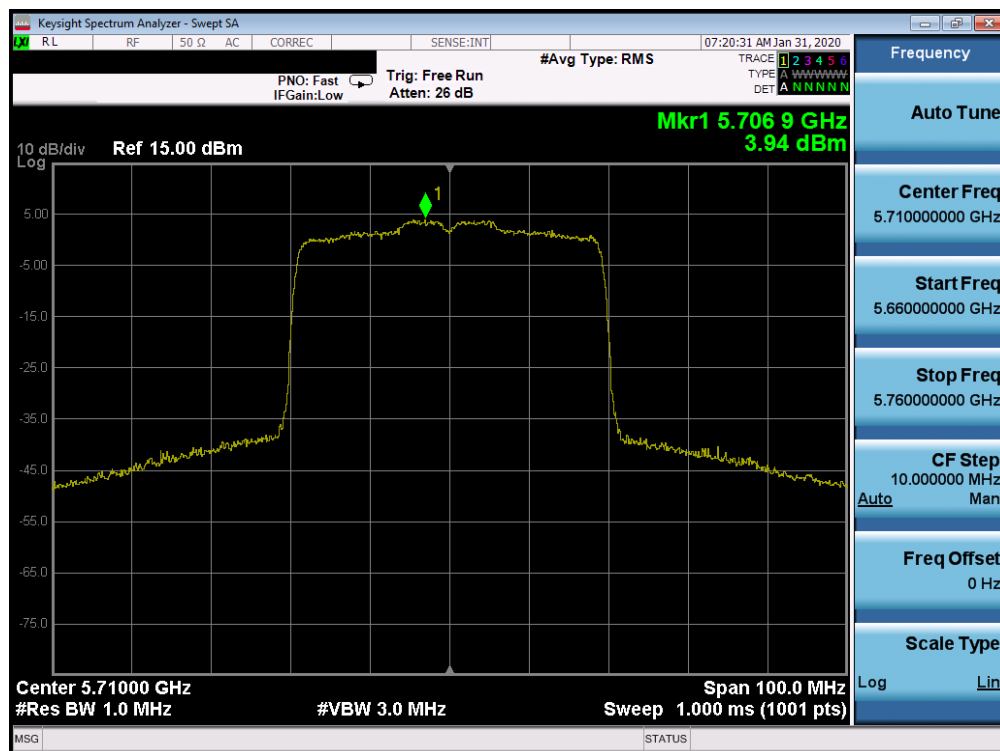
Plot 7-606. Power Spectral Density Plot CDD CORE 1 (40MHz BW 802.11ax – RU484 (UNII Band 2C) – Ch. 110)

FCC ID: BCGA2068		MEASUREMENT REPORT (CERTIFICATION)	Approved by: Quality Manager
Test Report S/N: 1C1912170051-13-R1.BCG	Test Dates: 12/10/2019 - 02/11/2020	EUT Type: Tablet Device	Page 358 of 542



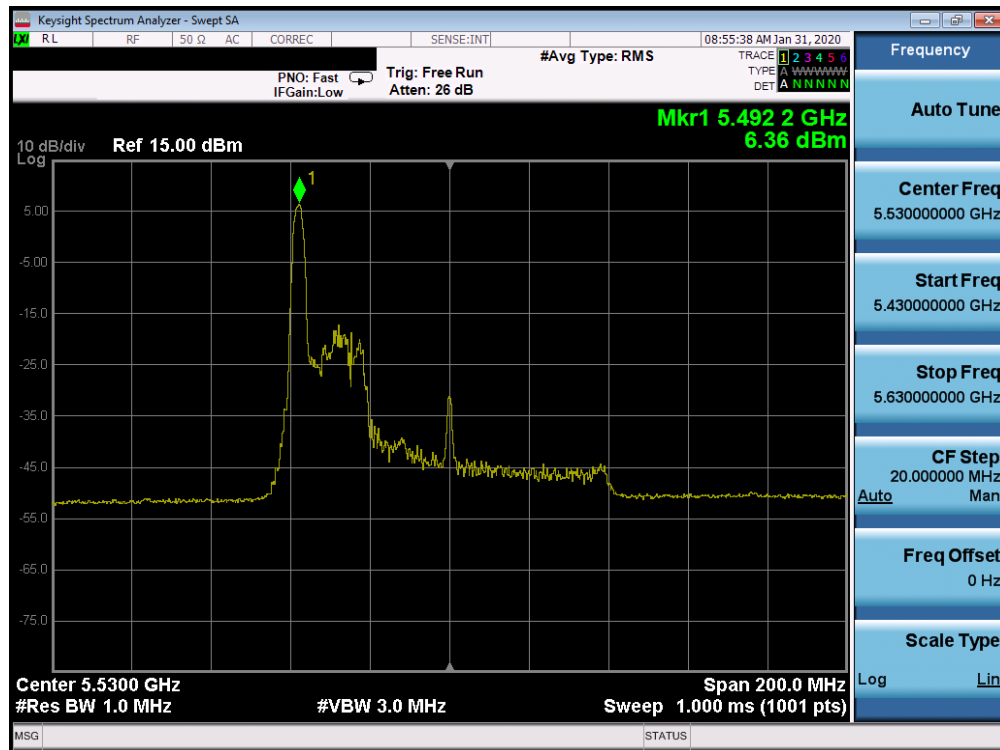


Plot 7-607. Power Spectral Density Plot CDD CORE 0 (40MHz BW 802.11ax – RU484 (UNII Band 2C) – Ch. 142)

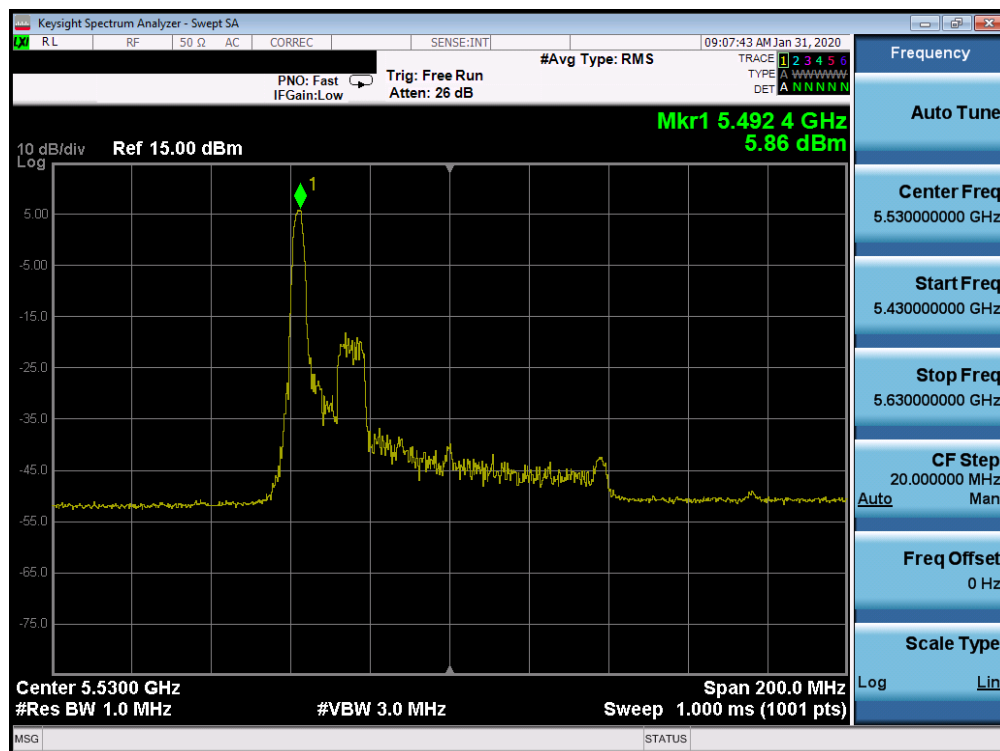


Plot 7-608. Power Spectral Density Plot CDD CORE 1 (40MHz BW 802.11ax – RU484 (UNII Band 2C) – Ch. 142)

FCC ID: BCGA2068		MEASUREMENT REPORT (CERTIFICATION)	Approved by: Quality Manager
Test Report S/N: 1C1912170051-13-R1.BCG	Test Dates: 12/10/2019 - 02/11/2020	EUT Type: Tablet Device	Page 359 of 542

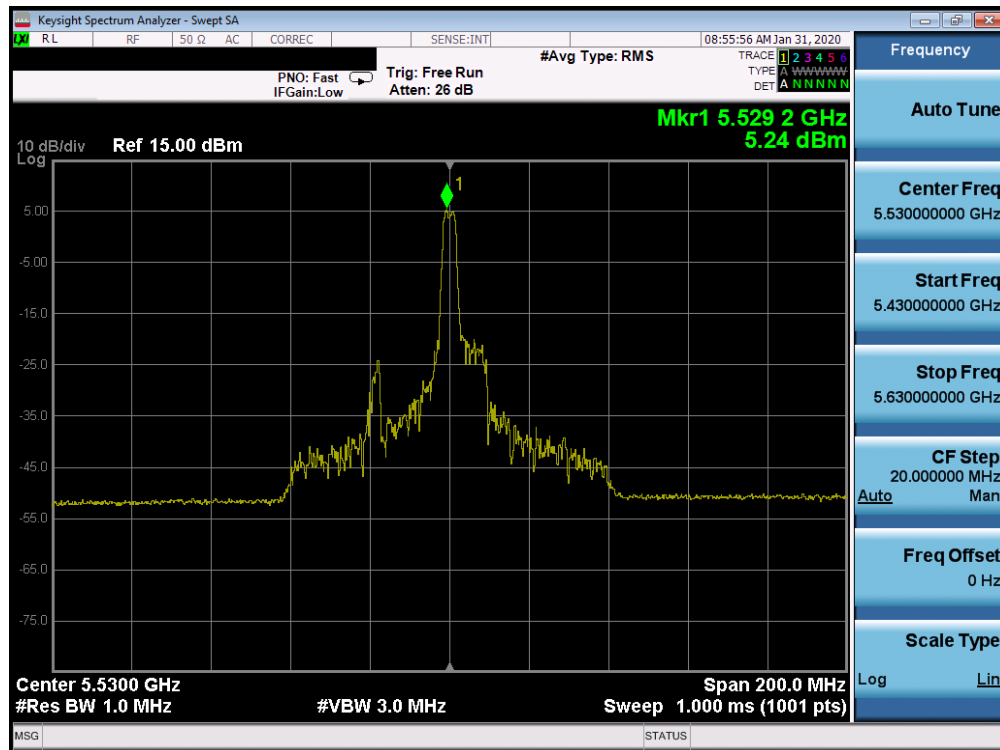


Plot 7-609. Power Spectral Density Plot SDM CORE 0 (80MHz BW 802.11ax Index 0 – RU26 (UNII Band 2C) – Ch. 106)



Plot 7-610. Power Spectral Density Plot SDM CORE 1 (80MHz BW 802.11ax Index 0 – RU26 (UNII Band 2C) – Ch. 106)

FCC ID: BCGA2068		MEASUREMENT REPORT (CERTIFICATION)	Approved by: Quality Manager
Test Report S/N: 1C1912170051-13-R1.BCG	Test Dates: 12/10/2019 - 02/11/2020	EUT Type: Tablet Device	Page 360 of 542

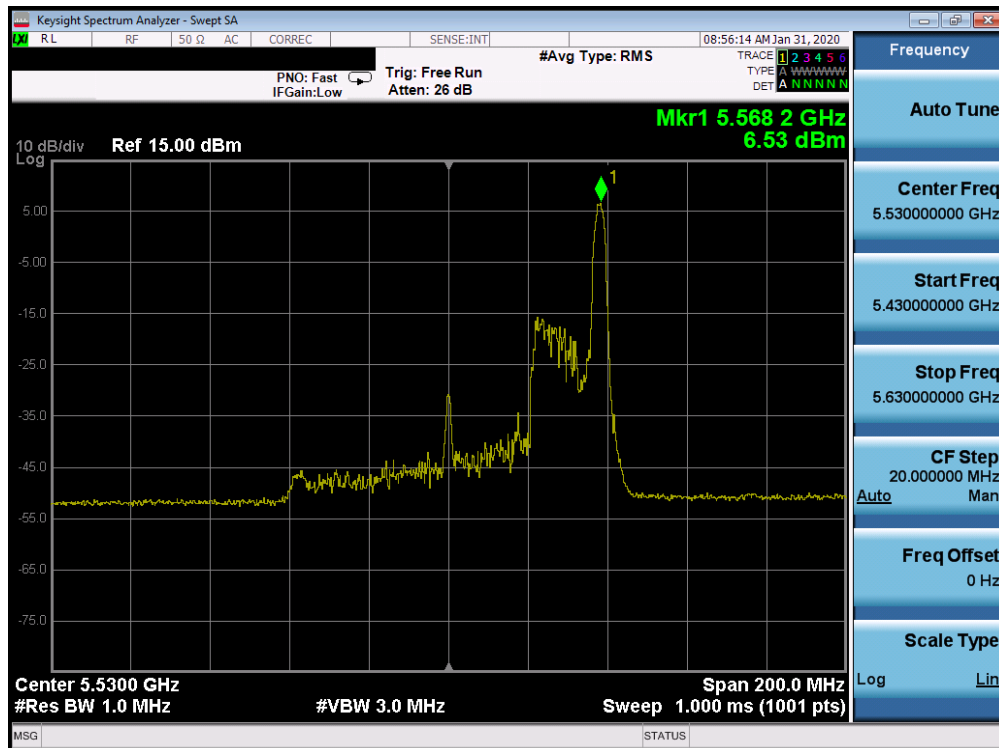


Plot 7-611. Power Spectral Density Plot SDM CORE 0 (80MHz BW 802.11ax Index 18 – RU26 (UNII Band 2C) – Ch. 106)

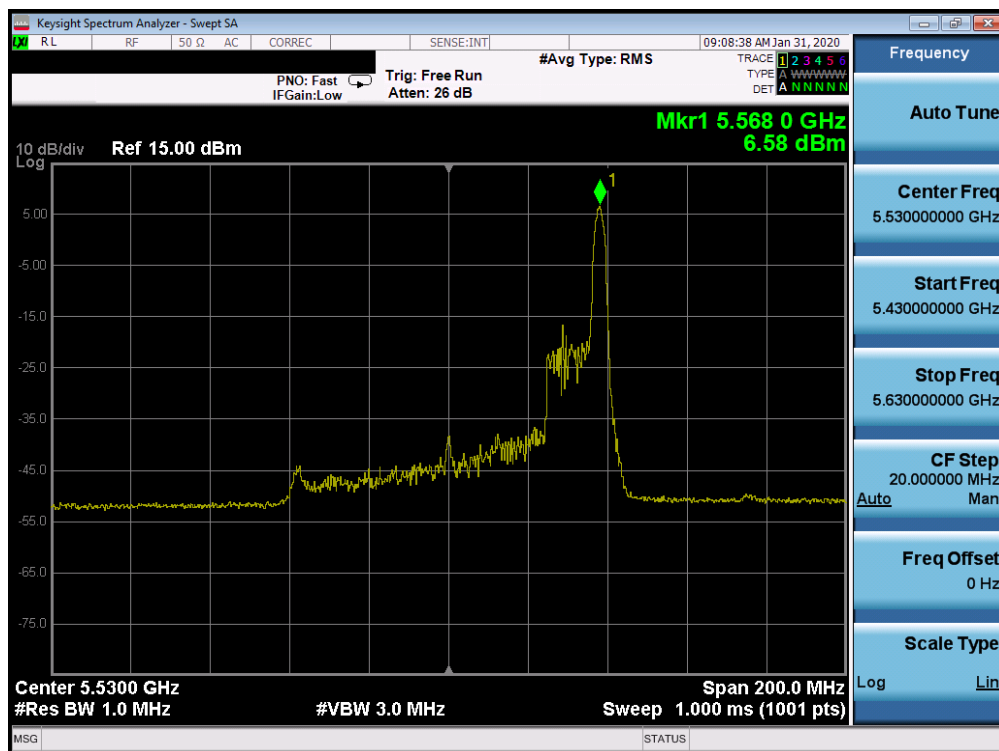


Plot 7-612. Power Spectral Density Plot SDM CORE 1 (80MHz BW 802.11ax Index 18 – RU26 (UNII Band 2C) – Ch. 106)

FCC ID: BCGA2068		MEASUREMENT REPORT (CERTIFICATION)	Approved by: Quality Manager
Test Report S/N: 1C1912170051-13-R1.BCG	Test Dates: 12/10/2019 - 02/11/2020	EUT Type: Tablet Device	Page 361 of 542

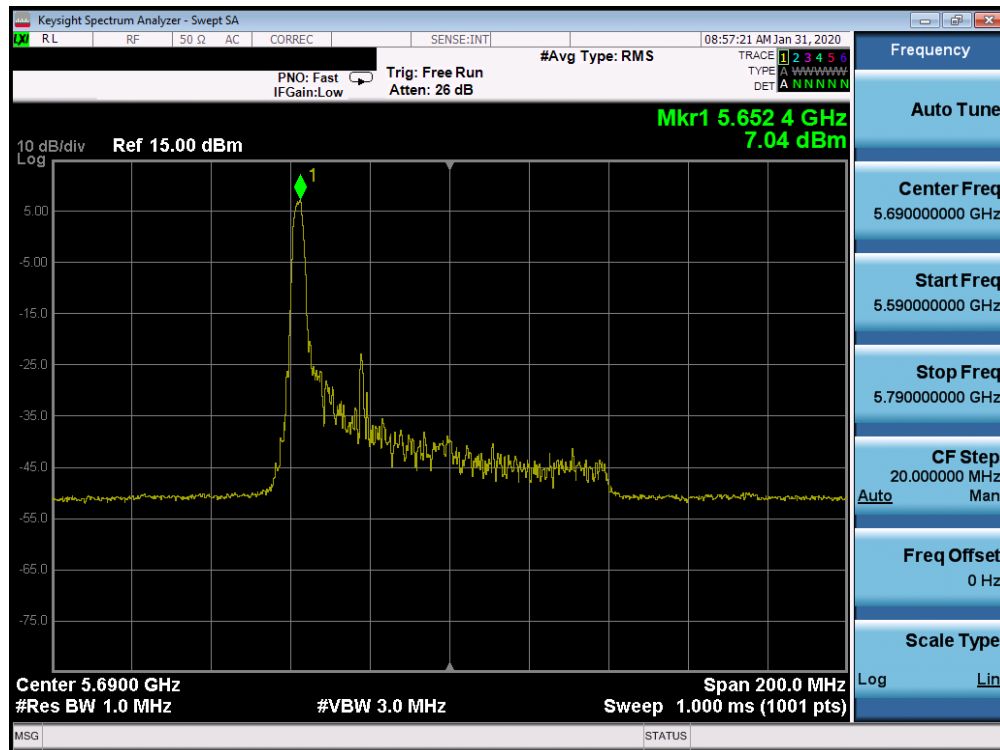


Plot 7-613. Power Spectral Density Plot SDM CORE 0 (80MHz BW 802.11ax Index 36 – RU26 (UNII Band 2C) – Ch. 106)

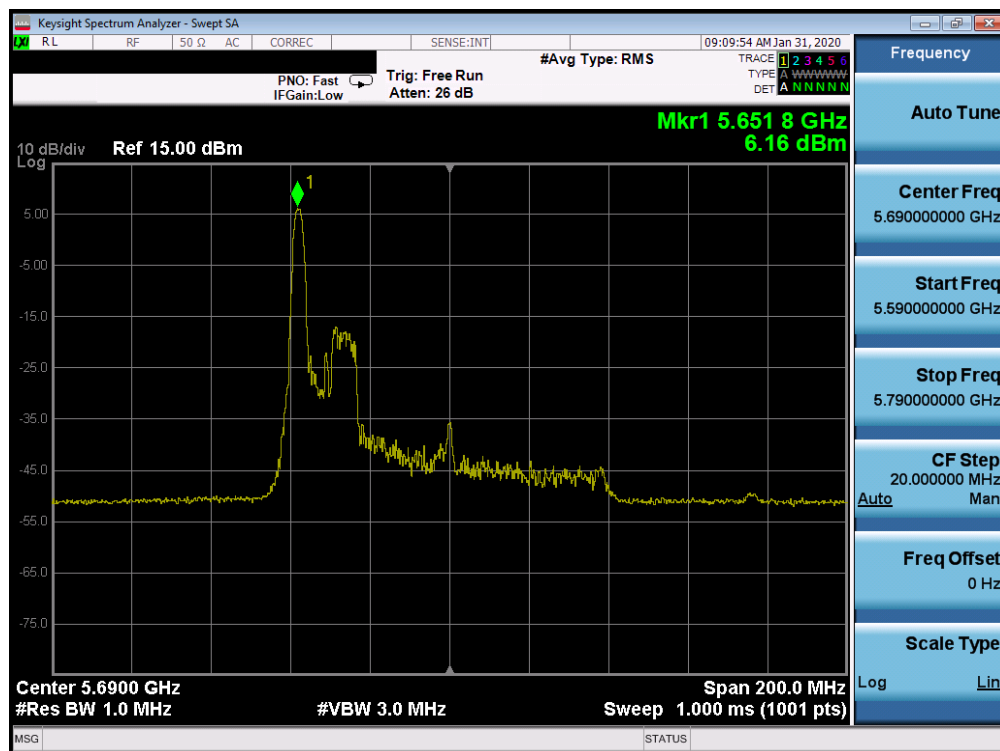


Plot 7-614. Power Spectral Density Plot SDM CORE 1 (80MHz BW 802.11ax Index 36 – RU26 (UNII Band 2C) – Ch. 106)

FCC ID: BCGA2068		MEASUREMENT REPORT (CERTIFICATION)	Approved by: Quality Manager
Test Report S/N: 1C1912170051-13-R1.BCG	Test Dates: 12/10/2019 - 02/11/2020	EUT Type: Tablet Device	Page 362 of 542

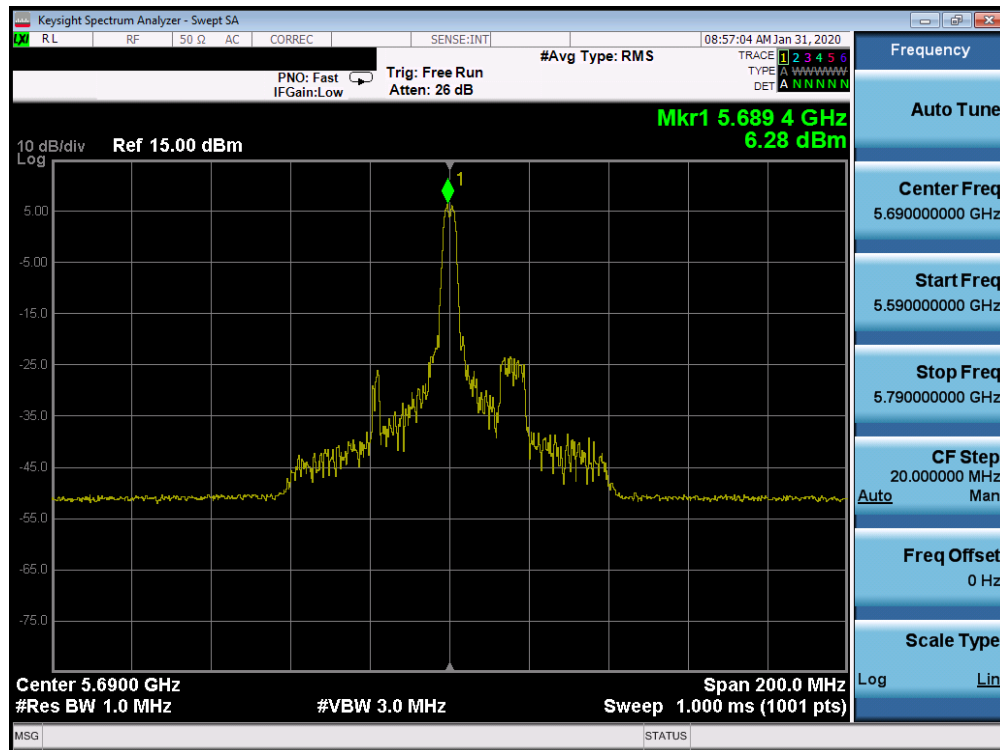


Plot 7-615. Power Spectral Density Plot SDM CORE 0 (80MHz BW 802.11ax Index 0 – RU26 (UNII Band 2C) – Ch. 138)

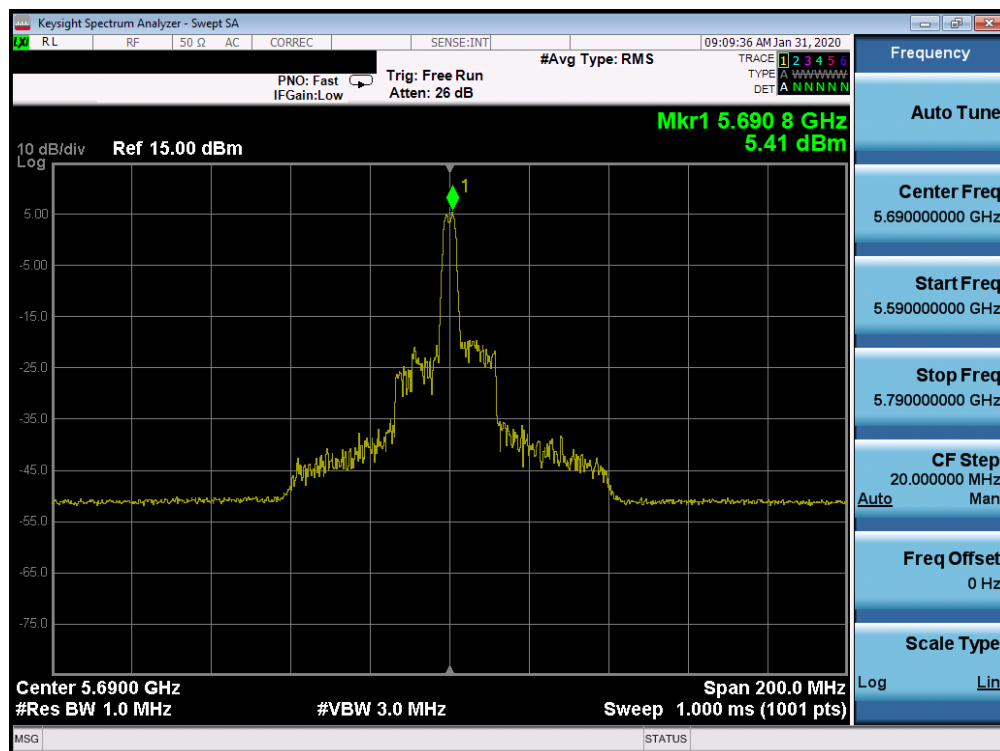


Plot 7-616. Power Spectral Density Plot SDM CORE 1 (80MHz BW 802.11ax Index 0 – RU26 (UNII Band 2C) – Ch. 138)

FCC ID: BCGA2068		MEASUREMENT REPORT (CERTIFICATION)	Approved by: Quality Manager
Test Report S/N: 1C1912170051-13-R1.BCG	Test Dates: 12/10/2019 - 02/11/2020	EUT Type: Tablet Device	Page 363 of 542

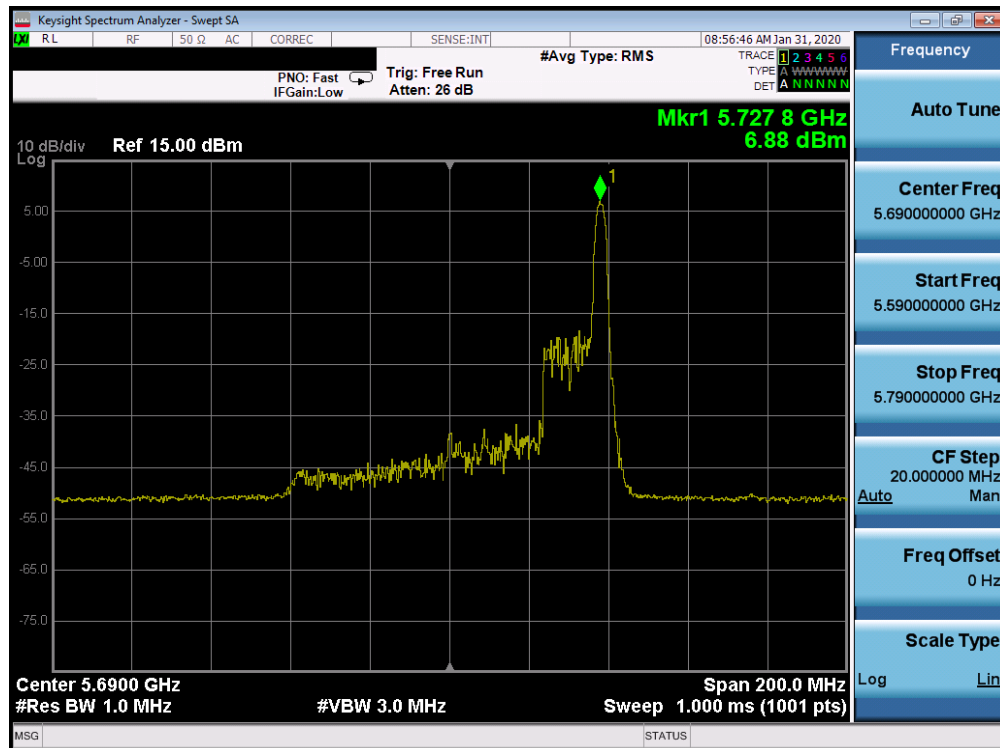


Plot 7-617. Power Spectral Density Plot SDM CORE 0 (80MHz BW 802.11ax Index 18 – RU26 (UNII Band 2C) – Ch. 138)

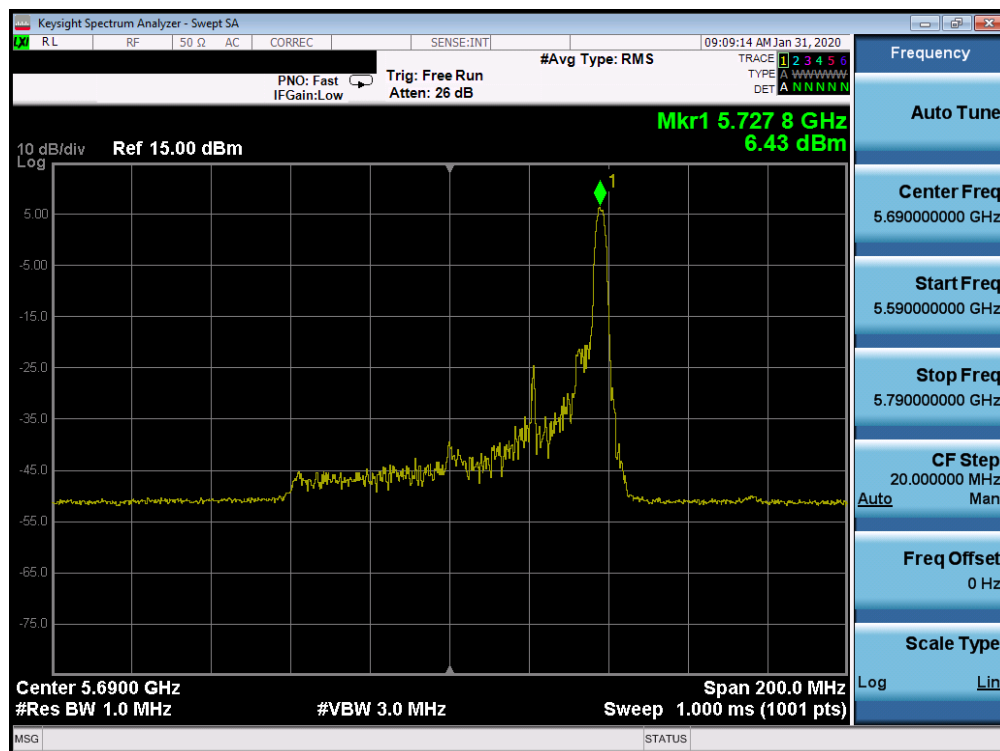


Plot 7-618. Power Spectral Density Plot SDM CORE 1 (80MHz BW 802.11ax Index 18 – RU26 (UNII Band 2C) – Ch. 138)

FCC ID: BCGA2068		MEASUREMENT REPORT (CERTIFICATION)	Approved by: Quality Manager
Test Report S/N: 1C1912170051-13-R1.BCG	Test Dates: 12/10/2019 - 02/11/2020	EUT Type: Tablet Device	Page 364 of 542



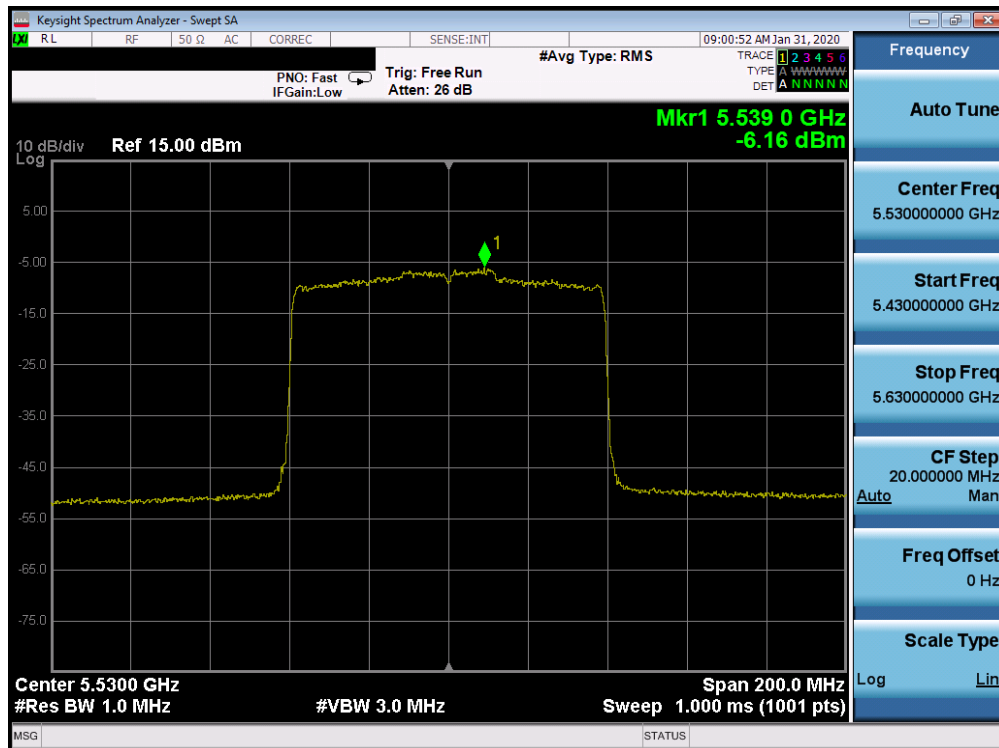
Plot 7-619. Power Spectral Density Plot SDM CORE 0 (80MHz BW 802.11ax Index 36 – RU26 (UNII Band 2C) – Ch. 138)



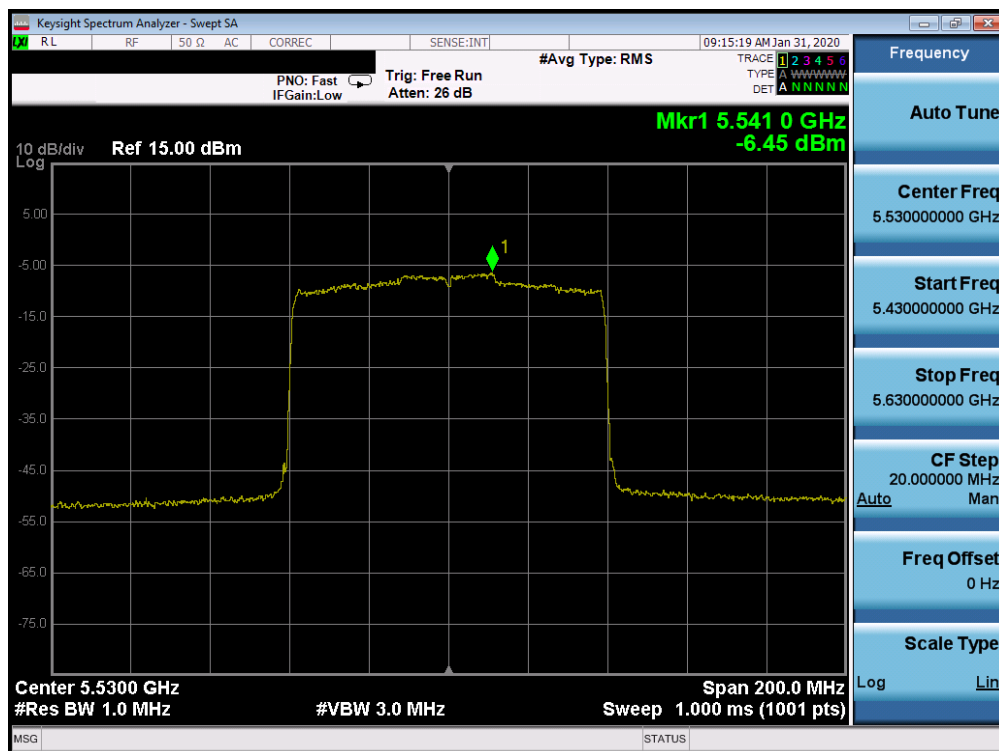
Plot 7-620. Power Spectral Density Plot SDM CORE 1 (80MHz BW 802.11ax Index 36 – RU26 (UNII Band 2C) – Ch. 138)

FCC ID: BCGA2068		MEASUREMENT REPORT (CERTIFICATION)	Approved by: Quality Manager
Test Report S/N: 1C1912170051-13-R1.BCG	Test Dates: 12/10/2019 - 02/11/2020	EUT Type: Tablet Device	Page 365 of 542



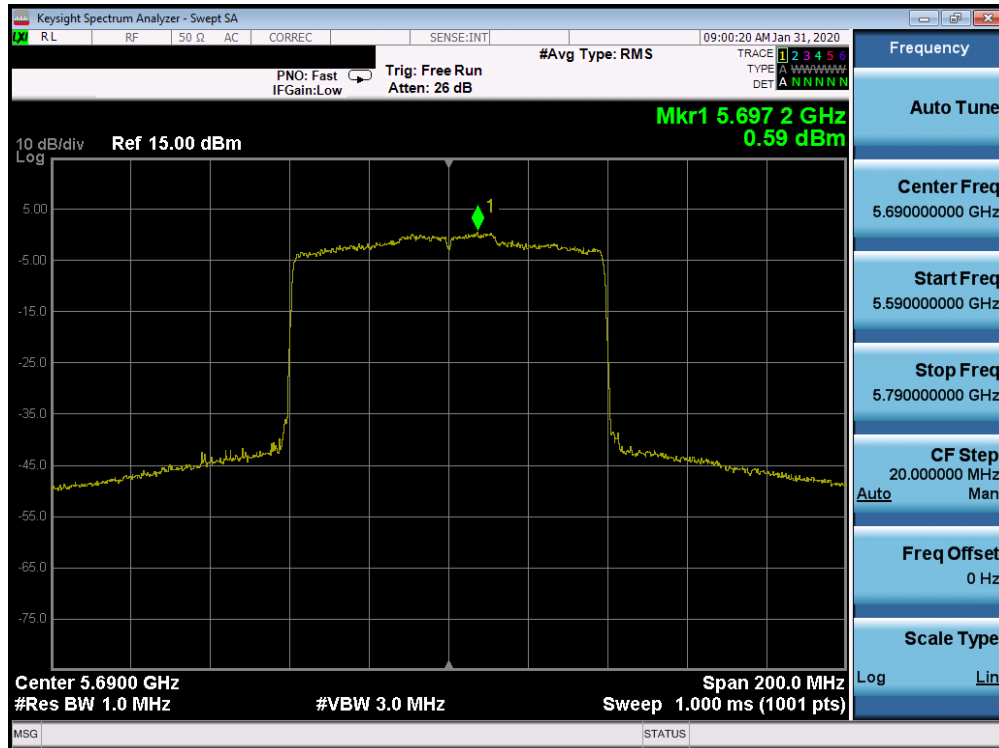


Plot 7-621. Power Spectral Density Plot CDD CORE 0 (80MHz BW 802.11ax - RU996 (UNII Band 2C) - Ch. 106)

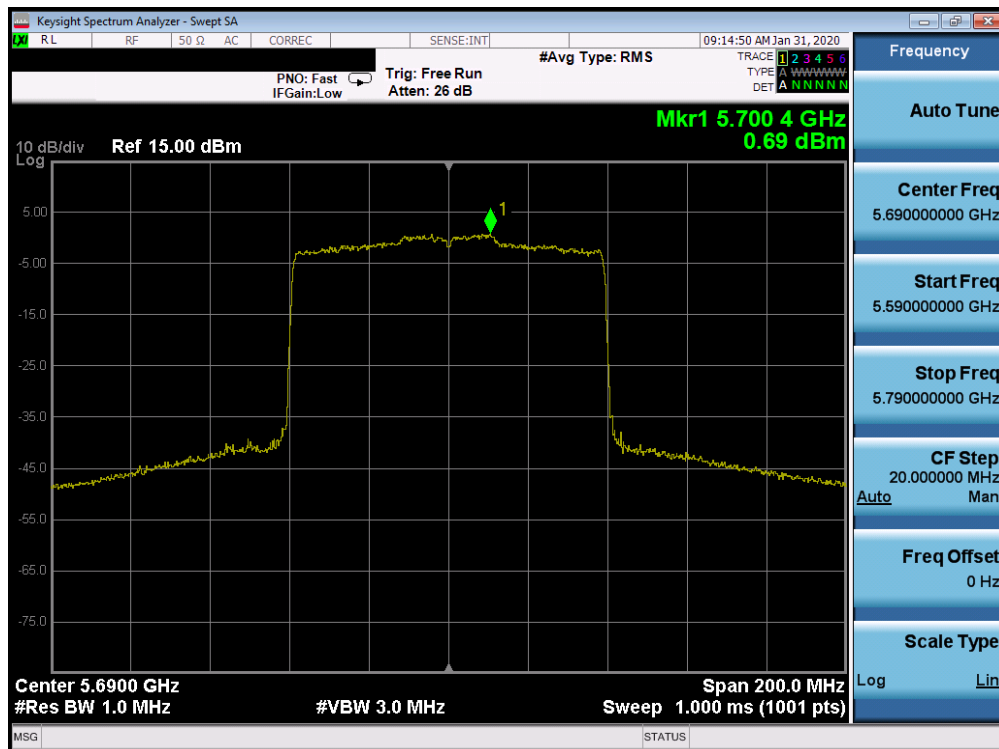


Plot 7-622. Power Spectral Density Plot CDD CORE 1 (80MHz BW 802.11ax - RU996 (UNII Band 2C) - Ch. 106)

FCC ID: BCGA2068		MEASUREMENT REPORT (CERTIFICATION)	Approved by: Quality Manager
Test Report S/N: 1C1912170051-13-R1.BCG	Test Dates: 12/10/2019 - 02/11/2020	EUT Type: Tablet Device	Page 366 of 542



Plot 7-623. Power Spectral Density Plot CDD CORE 0 (80MHz BW 802.11ax – RU996 (UNII Band 2C) – Ch. 138)



Plot 7-624. Power Spectral Density Plot CDD CORE 1 (80MHz BW 802.11ax – RU996 (UNII Band 2C) – Ch. 138)

FCC ID: BCGA2068		MEASUREMENT REPORT (CERTIFICATION)	Approved by: Quality Manager
Test Report S/N: 1C1912170051-13-R1.BCG	Test Dates: 12/10/2019 - 02/11/2020	EUT Type: Tablet Device	Page 367 of 542

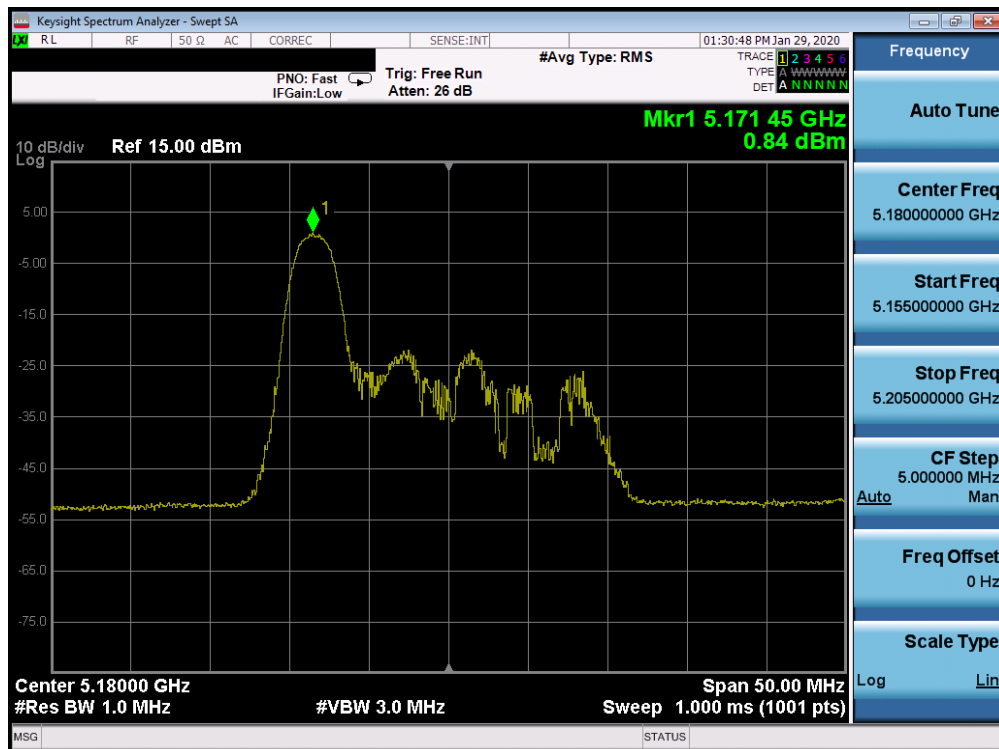
	Frequency [MHz]	Channel No.	802.11 Mode	RU Size	Index	Data Rate [Mbps]	Core 0 Power Density [dBm/MHz]	Core 1 Power Density [dBm/MHz]	Summed Power Density [dBm/MHz]	Directional Antenna Gain [dBi]	e.i.r.p. Power Density [dBm/MHz]	ISED Max e.i.r.p. Power Density Limit [dBm/MHz]	Margin [dB]
Band 1	5180	36	ax (20MHz)	RU26	0	MCS0	0.84	0.77	3.82	5.58	9.40	10.0	-0.60
				RU26	4	MCS0	0.28	0.22	3.26	5.58	8.85	10.0	-1.15
				RU26	8	MCS0	1.23	1.18	4.22	5.58	9.80	10.0	-0.20
	5200	40	ax (20MHz)	RU26	0	MCS0	0.72	0.99	3.87	5.58	9.45	10.0	-0.55
				RU26	4	MCS0	0.68	0.13	3.42	5.58	9.01	10.0	-0.99
				RU26	8	MCS0	1.15	1.01	4.09	5.58	9.68	10.0	-0.32
	5240	48	ax (20MHz)	RU26	0	MCS0	1.15	1.20	4.19	5.58	9.77	10.0	-0.23
				RU26	4	MCS0	0.29	0.54	3.43	5.58	9.01	10.0	-0.99
				RU26	8	MCS0	1.21	1.14	4.19	5.58	9.77	10.0	-0.23
	5190	38	ax (40MHz)	RU26	0	MCS0	0.28	0.26	3.28	5.58	8.86	10.0	-1.14
				RU26	8	MCS0	0.54	0.76	3.66	5.58	9.25	10.0	-0.75
				RU26	17	MCS0	0.76	0.15	3.48	5.58	9.06	10.0	-0.94
	5230	46	ax (40MHz)	RU26	0	MCS0	0.60	0.72	3.67	5.58	9.26	10.0	-0.74
				RU26	8	MCS0	0.87	0.63	3.76	5.58	9.35	10.0	-0.65
				RU26	17	MCS0	0.87	0.70	3.80	5.58	9.38	10.0	-0.62
	5210	42	ax (80MHz)	RU26	0	MCS0	1.10	1.09	4.11	5.58	9.69	10.0	-0.31
				RU26	18	MCS0	0.40	0.42	3.42	5.58	9.00	10.0	-1.00
				RU26	36	MCS0	1.23	1.16	4.21	5.58	9.79	10.0	-0.21

**Table 7-78. Band 1 e.i.r.p. Conducted Power Spectral Density Measurements (ISED) CDD (RU26)**

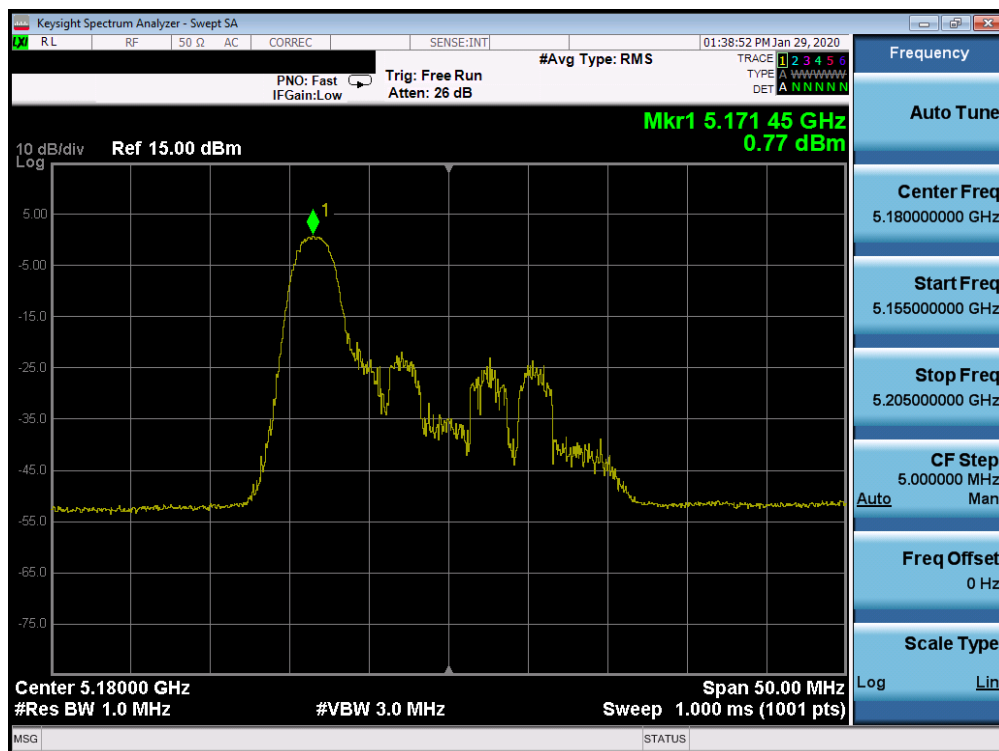
	Frequency [MHz]	Channel No.	802.11 Mode	RU Size	Index	Data Rate [Mbps]	Core 0 Power Density [dBm/MHz]	Core 1 Power Density [dBm/MHz]	Summed Power Density [dBm/MHz]	Directional Antenna Gain [dBi]	e.i.r.p. Power Density [dBm/MHz]	ISED Max e.i.r.p. Power Density Limit [dBm/MHz]	Margin [dB]
Band 1	5180	36	ax (20MHz)	RU242	61	MCS0	-0.02	0.18	3.09	5.58	8.68	10.0	-1.32
	5200	40	ax (20MHz)	RU242	61	MCS0	0.36	0.01	3.20	5.58	8.78	10.0	-1.22
	5240	48	ax (20MHz)	RU242	61	MCS0	0.08	-6.65	0.92	5.58	6.50	10.0	-3.50
	5190	38	ax (40MHz)	RU484	65	MCS0	-0.38	-0.31	2.67	5.58	8.25	10.0	-1.75
	5230	46	ax (40MHz)	RU484	65	MCS0	-0.59	-0.67	2.38	5.58	7.97	10.0	-2.03
	5210	42	ax (80MHz)	RU996	67	MCS0	-6.39	-6.27	-3.32	5.58	2.27	10.0	-7.73

**Table 7-79. Band 1 e.i.r.p. Conducted Power Spectral Density Measurements (ISED) CDD (Fully-loaded RU)**

FCC ID: BCGA2068	 <b>MEASUREMENT REPORT (CERTIFICATION)</b>		Approved by: Quality Manager
Test Report S/N: 1C1912170051-13-R1.BCG	Test Dates: 12/10/2019 - 02/11/2020	EUT Type: Tablet Device	Page 368 of 542

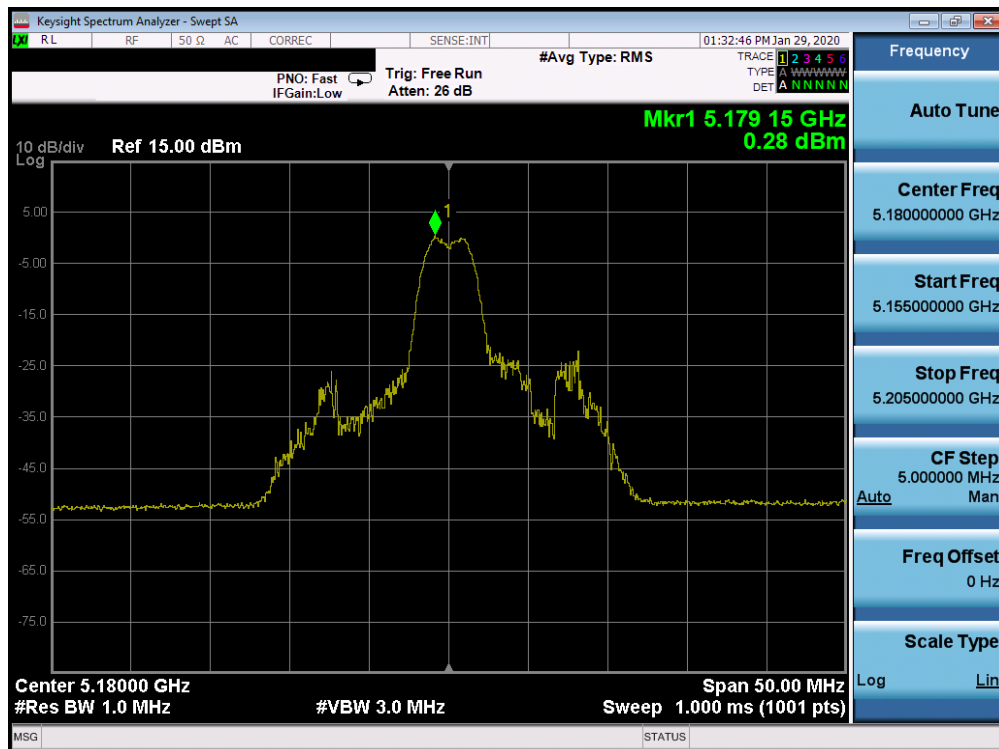


Plot 7-625. Power Spectral Density Plot ISD CDD CORE 0 (20MHz BW 802.11ax Index 0 – RU26 (UNII Band 1) – Ch. 36)

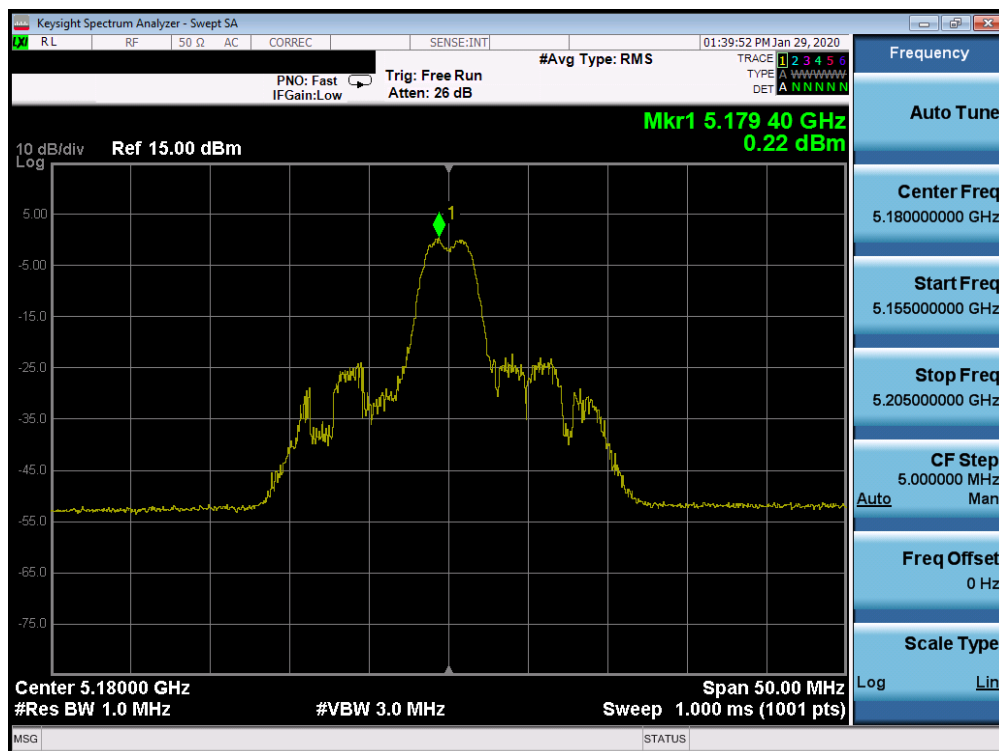


Plot 7-626. Power Spectral Density Plot ISD CDD CORE 1 (20MHz BW 802.11ax Index 0 – RU26 (UNII Band 1) – Ch. 36)

FCC ID: BCGA2068		MEASUREMENT REPORT (CERTIFICATION)	Approved by: Quality Manager
Test Report S/N: 1C1912170051-13-R1.BCG	Test Dates: 12/10/2019 - 02/11/2020	EUT Type: Tablet Device	Page 369 of 542

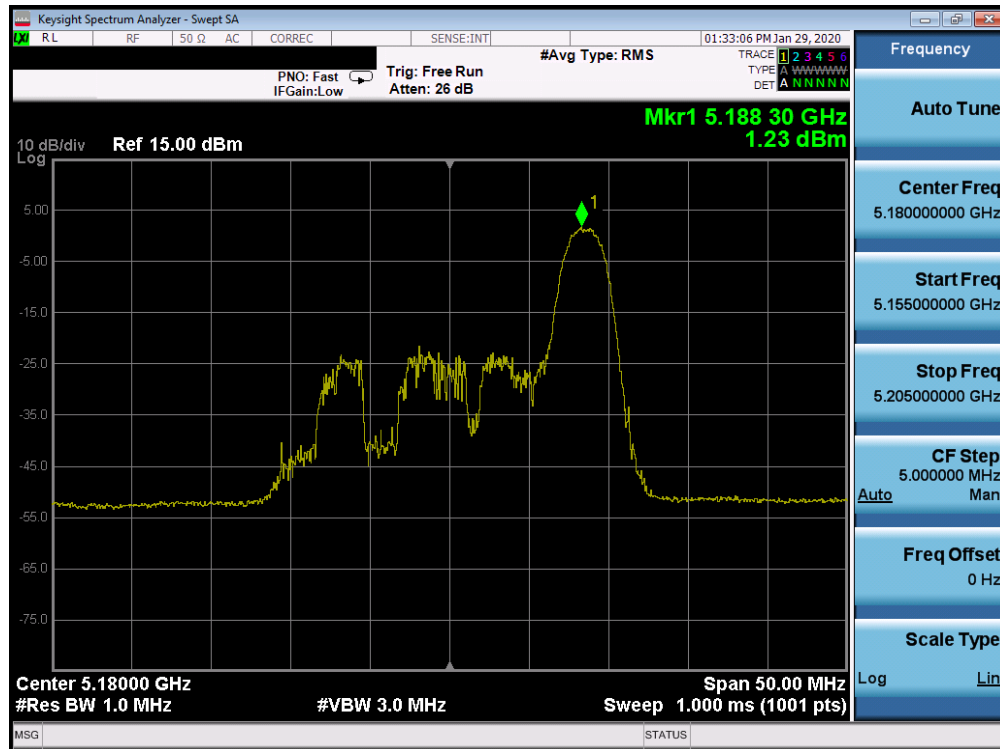


Plot 7-627. Power Spectral Density Plot ISD CDD CORE 0 (20MHz BW 802.11ax Index 4 – RU26 (UNII Band 1) – Ch. 36)

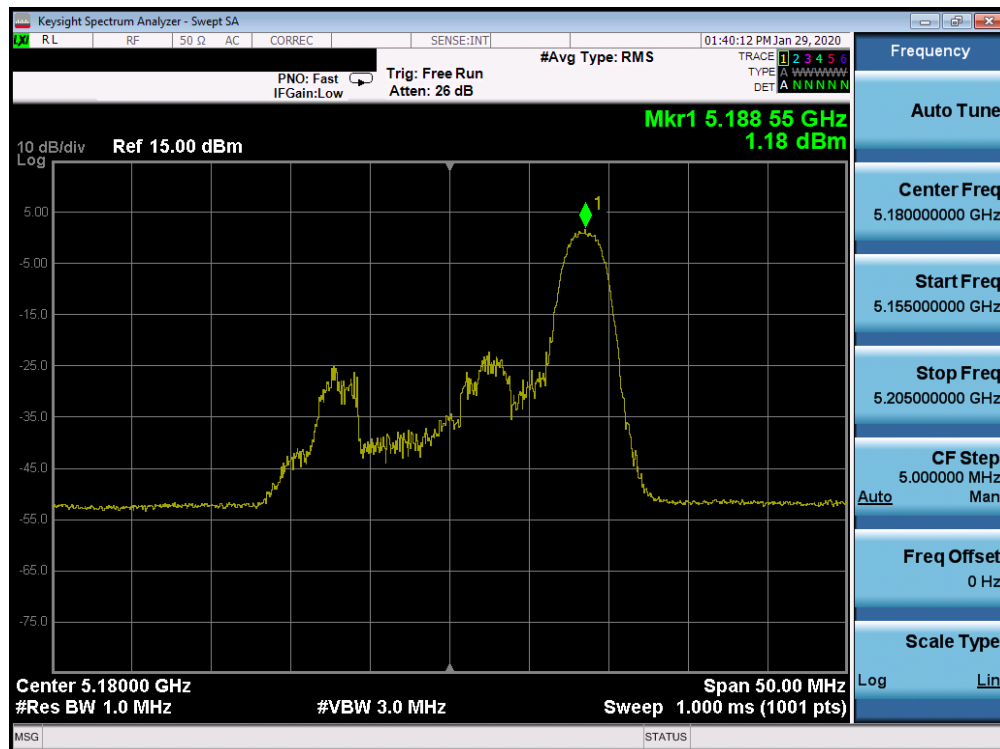


Plot 7-628. Power Spectral Density Plot ISD CDD CORE 1 (20MHz BW 802.11ax Index 4 – RU26 (UNII Band 1) – Ch. 36)

FCC ID: BCGA2068		MEASUREMENT REPORT (CERTIFICATION)	Approved by: Quality Manager
Test Report S/N: 1C1912170051-13-R1.BCG	Test Dates: 12/10/2019 - 02/11/2020	EUT Type: Tablet Device	Page 370 of 542

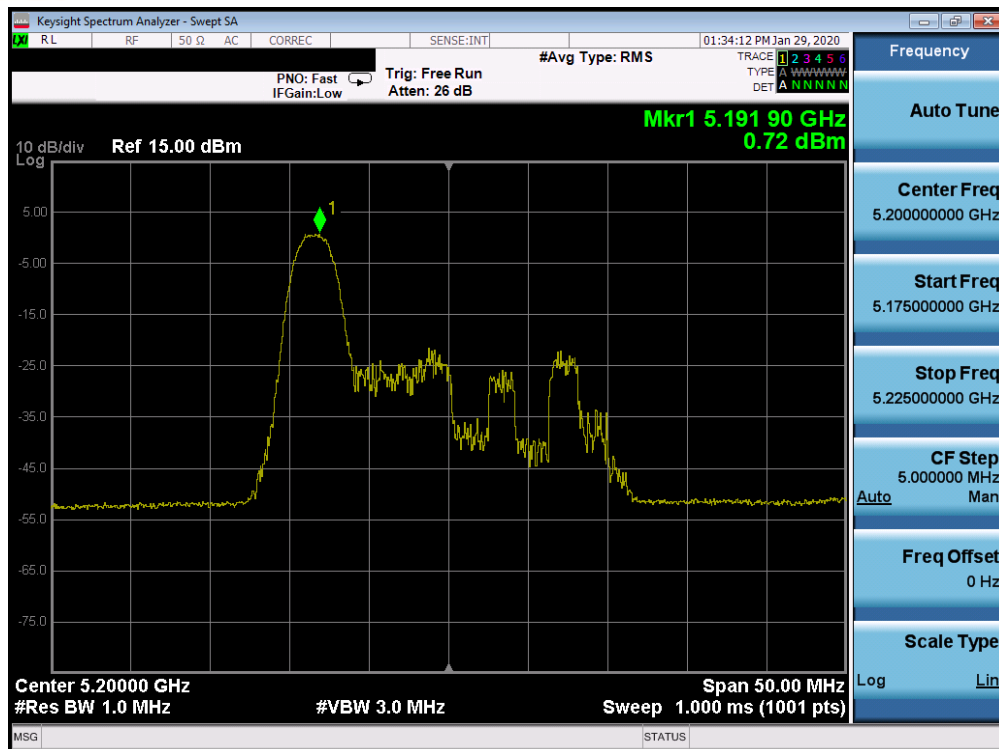


Plot 7-629. Power Spectral Density Plot ISD CDD CORE 0 (20MHz BW 802.11ax Index 8 – RU26 (UNII Band 1) – Ch. 36)

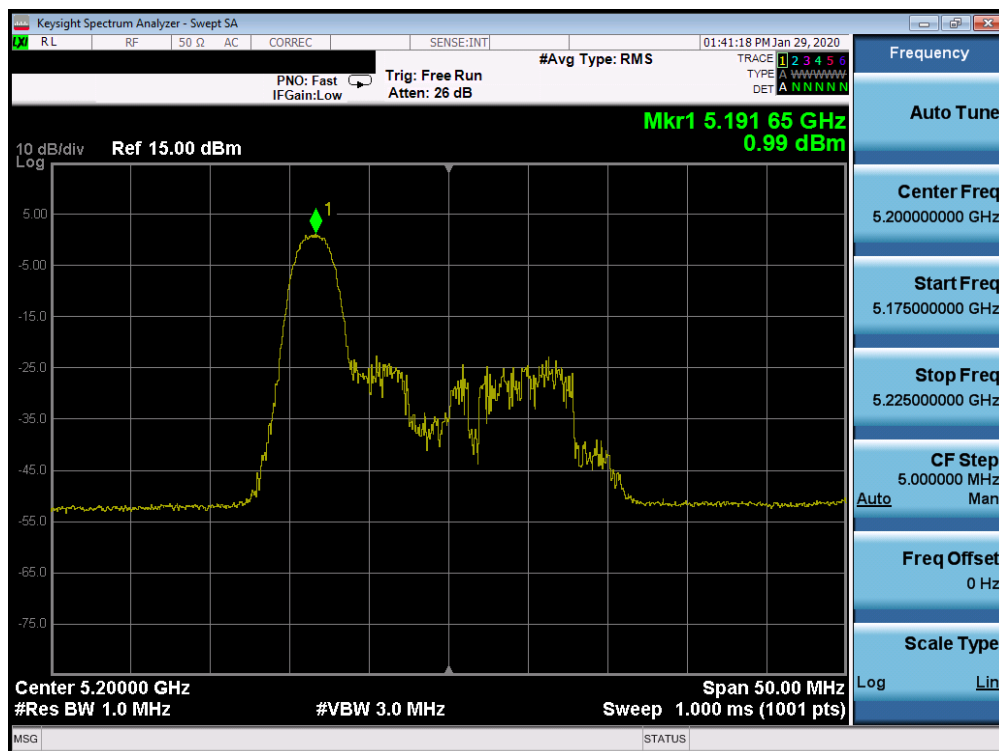


Plot 7-630. Power Spectral Density Plot ISD CDD CORE 1 (20MHz BW 802.11ax Index 8 – RU26 (UNII Band 1) – Ch. 36)

FCC ID: BCGA2068		MEASUREMENT REPORT (CERTIFICATION)	Approved by: Quality Manager
Test Report S/N: 1C1912170051-13-R1.BCG	Test Dates: 12/10/2019 - 02/11/2020	EUT Type: Tablet Device	Page 371 of 542



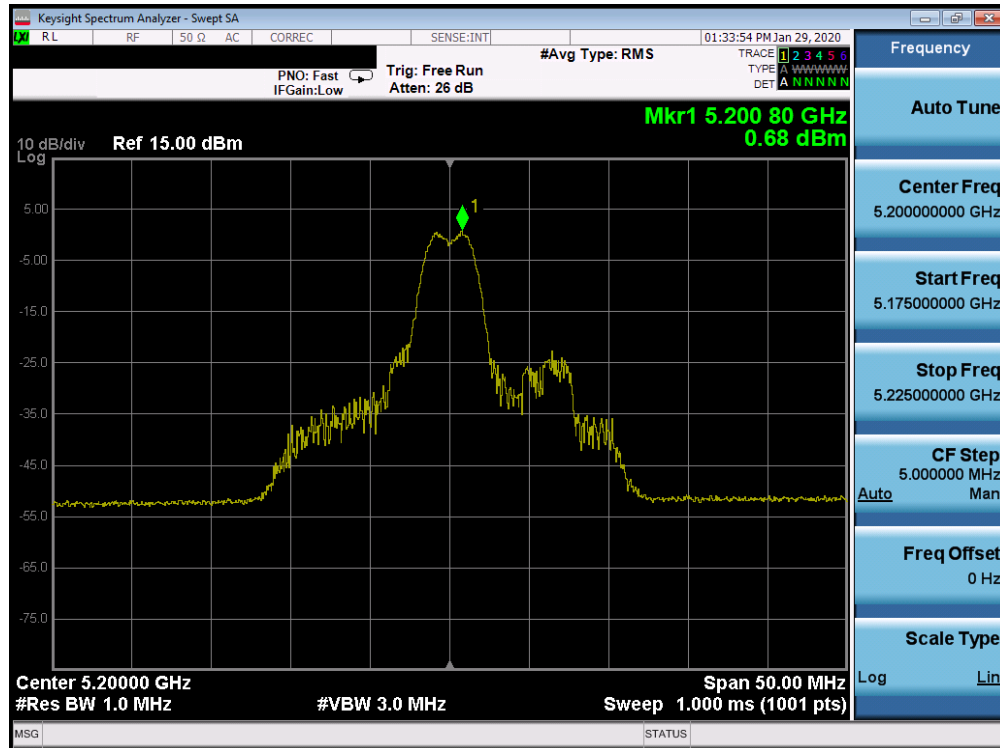
Plot 7-631. Power Spectral Density Plot ISED CDD CORE 0 (20MHz BW 802.11ax Index 0 – RU26 (UNII Band 1) – Ch. 40)



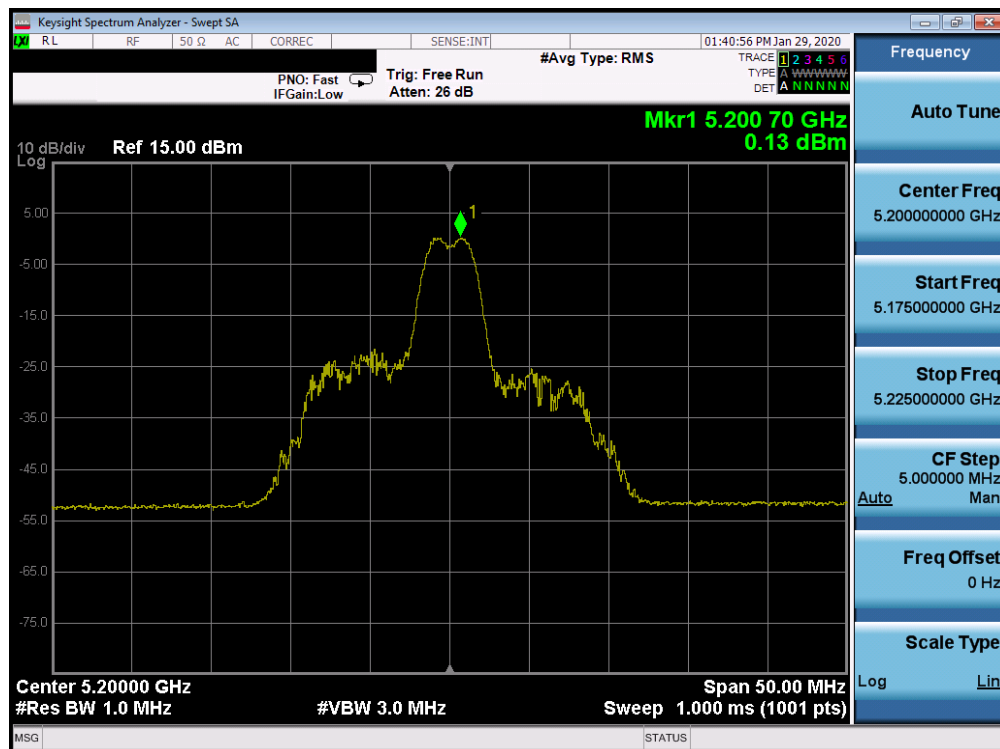
Plot 7-632. Power Spectral Density Plot ISED CDD CORE 1 (20MHz BW 802.11ax Index 0 – RU26 (UNII Band 1) – Ch. 40)

FCC ID: BCGA2068		MEASUREMENT REPORT (CERTIFICATION)	Approved by: Quality Manager
Test Report S/N: 1C1912170051-13-R1.BCG	Test Dates: 12/10/2019 - 02/11/2020	EUT Type: Tablet Device	Page 372 of 542



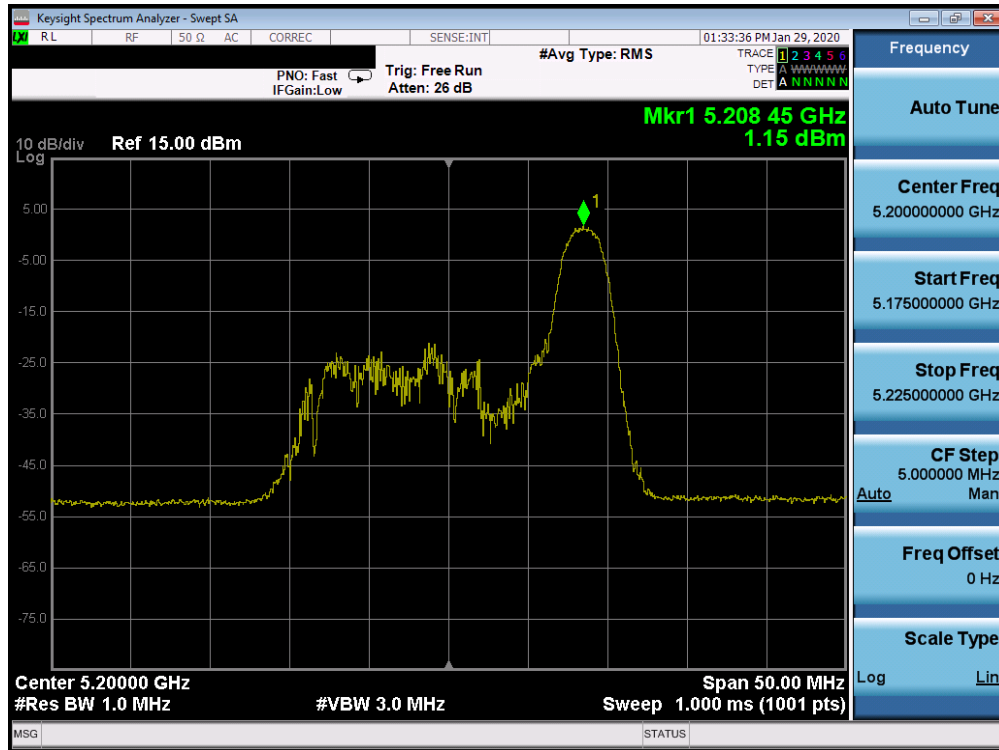


Plot 7-633. Power Spectral Density Plot ISED CDD CORE 0 (20MHz BW 802.11ax Index 4 – RU26 (UNII Band 1) – Ch. 40)

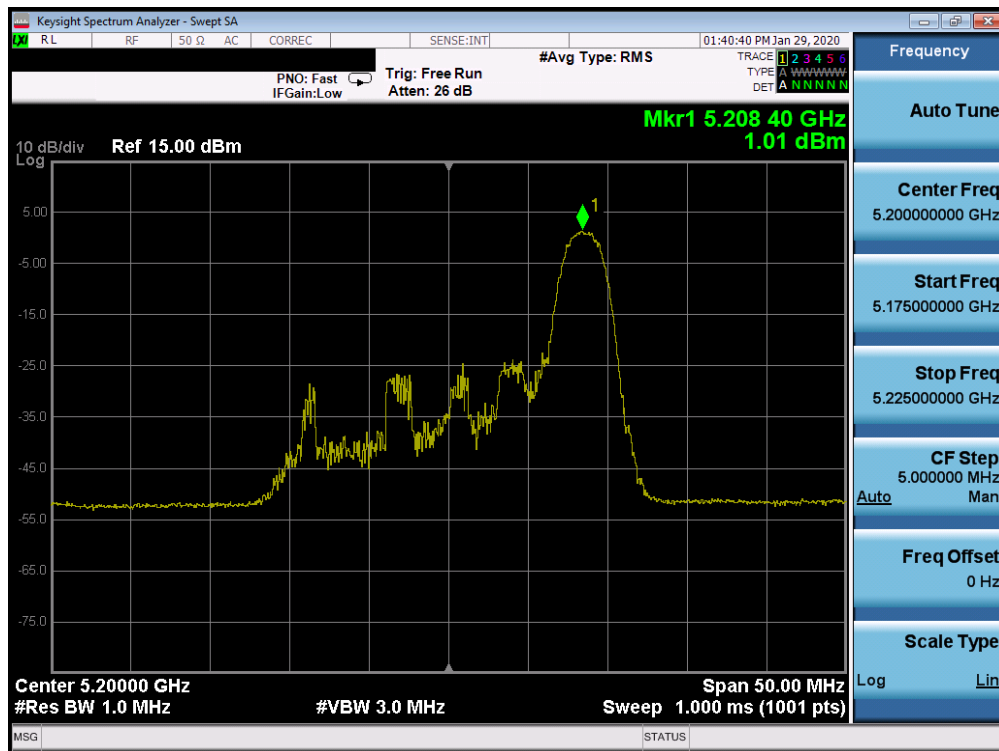


Plot 7-634. Power Spectral Density Plot ISED CDD CORE 1 (20MHz BW 802.11ax Index 4 – RU26 (UNII Band 1) – Ch. 40)

FCC ID: BCGA2068		MEASUREMENT REPORT (CERTIFICATION)	Approved by: Quality Manager
Test Report S/N: 1C1912170051-13-R1.BCG	Test Dates: 12/10/2019 - 02/11/2020	EUT Type: Tablet Device	Page 373 of 542

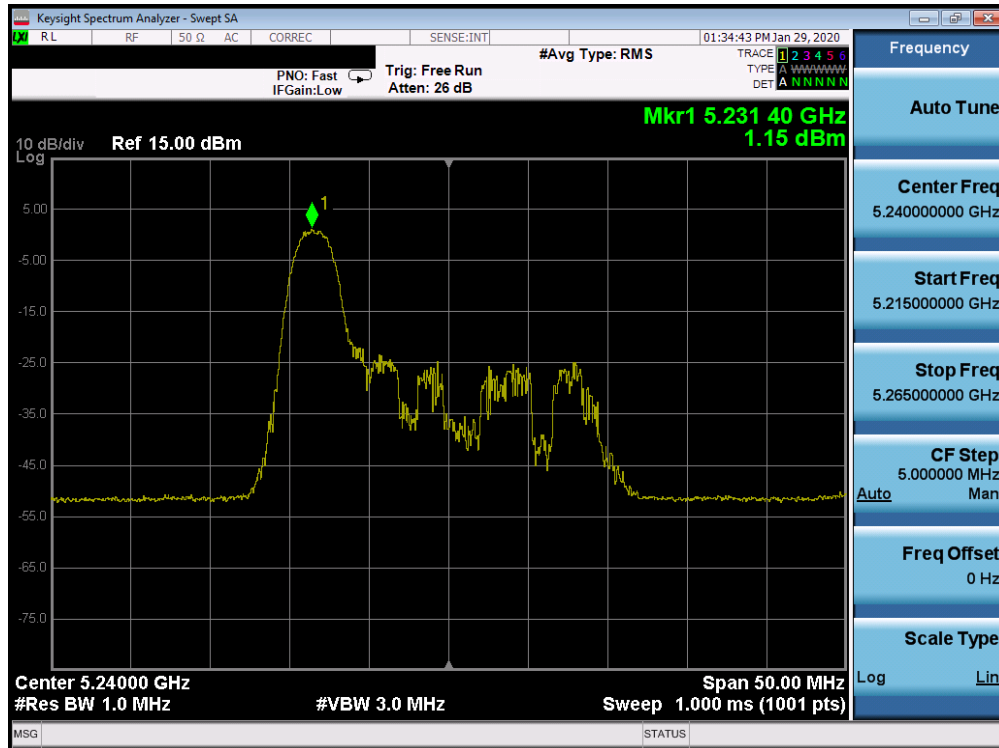


Plot 7-635. Power Spectral Density Plot ISED CDD CORE 0 (20MHz BW 802.11ax Index 8– RU26 (UNII Band 1) – Ch. 40)

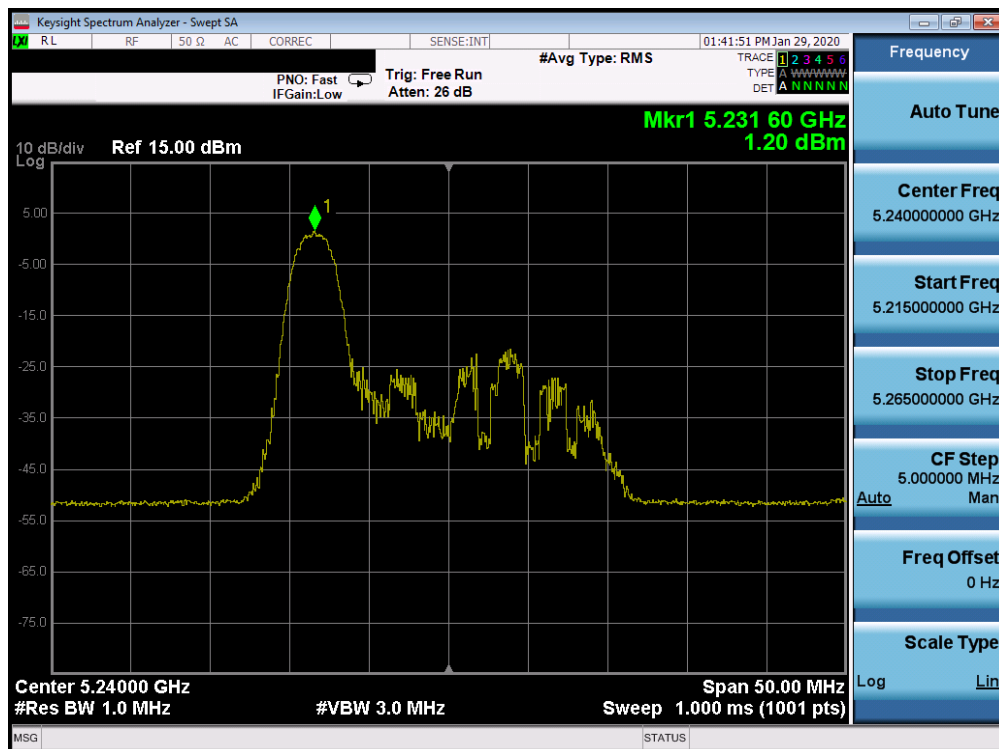


Plot 7-636. Power Spectral Density Plot ISED CDD CORE 1 (20MHz BW 802.11ax Index 8– RU26 (UNII Band 1) – Ch. 40)

FCC ID: BCGA2068		MEASUREMENT REPORT (CERTIFICATION)	Approved by: Quality Manager
Test Report S/N: 1C1912170051-13-R1.BCG	Test Dates: 12/10/2019 - 02/11/2020	EUT Type: Tablet Device	Page 374 of 542

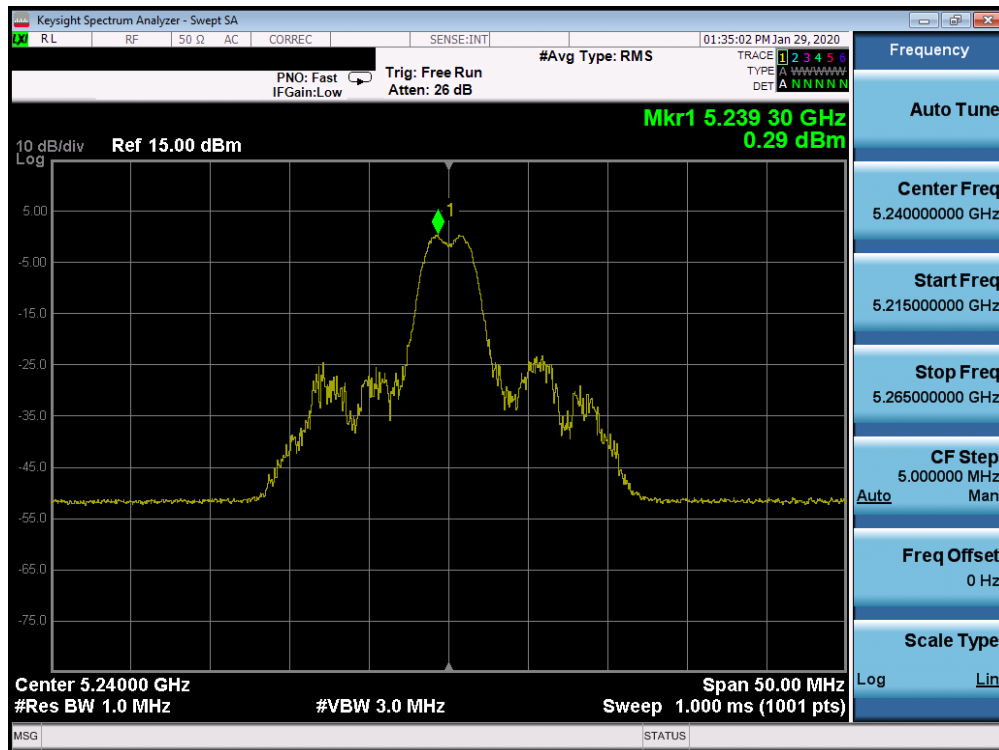


Plot 7-637. Power Spectral Density Plot ISED CDD CORE 0 (20MHz BW 802.11ax Index 0 – RU26 (UNII Band 1) – Ch. 48)

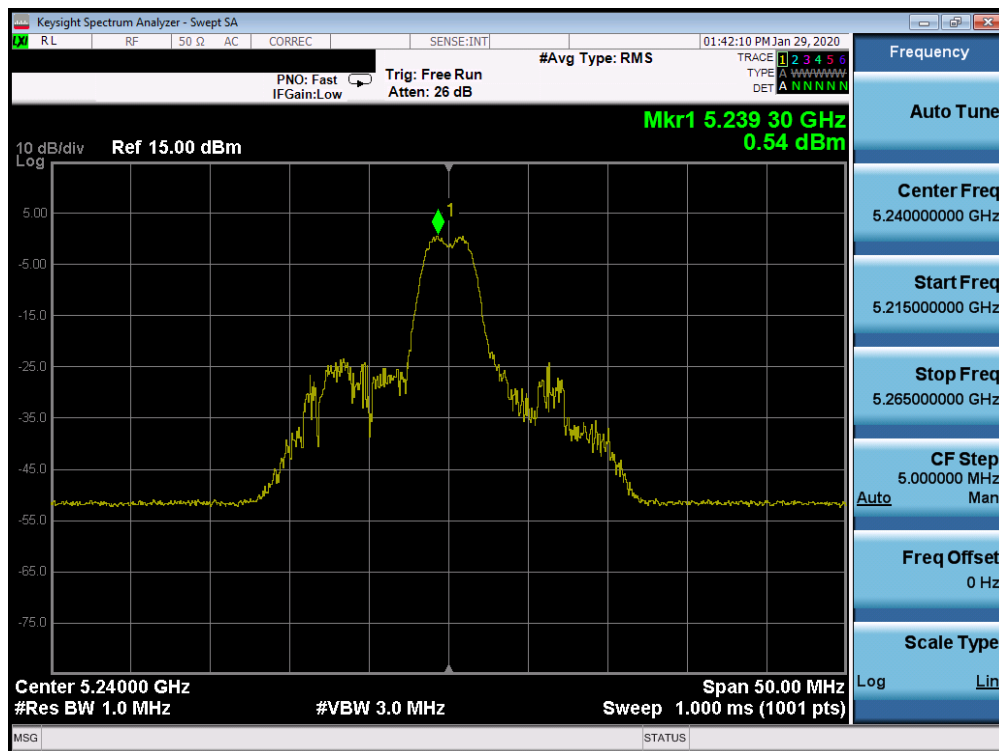


Plot 7-638. Power Spectral Density Plot ISED CDD CORE 1 (20MHz BW 802.11ax Index 0 – RU26 (UNII Band 1) – Ch. 48)

FCC ID: BCGA2068		MEASUREMENT REPORT (CERTIFICATION)	Approved by: Quality Manager
Test Report S/N: 1C1912170051-13-R1.BCG	Test Dates: 12/10/2019 - 02/11/2020	EUT Type: Tablet Device	Page 375 of 542

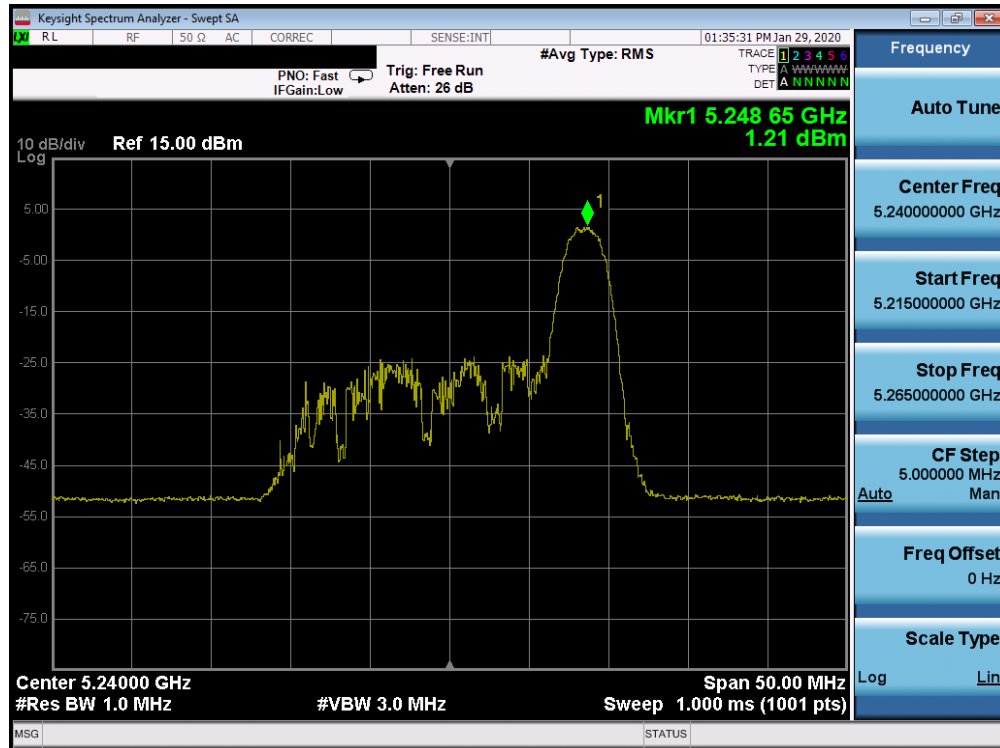


Plot 7-639. Power Spectral Density Plot ISED CDD CORE 0 (20MHz BW 802.11ax Index 4 – RU26 (UNII Band 1) – Ch. 48)

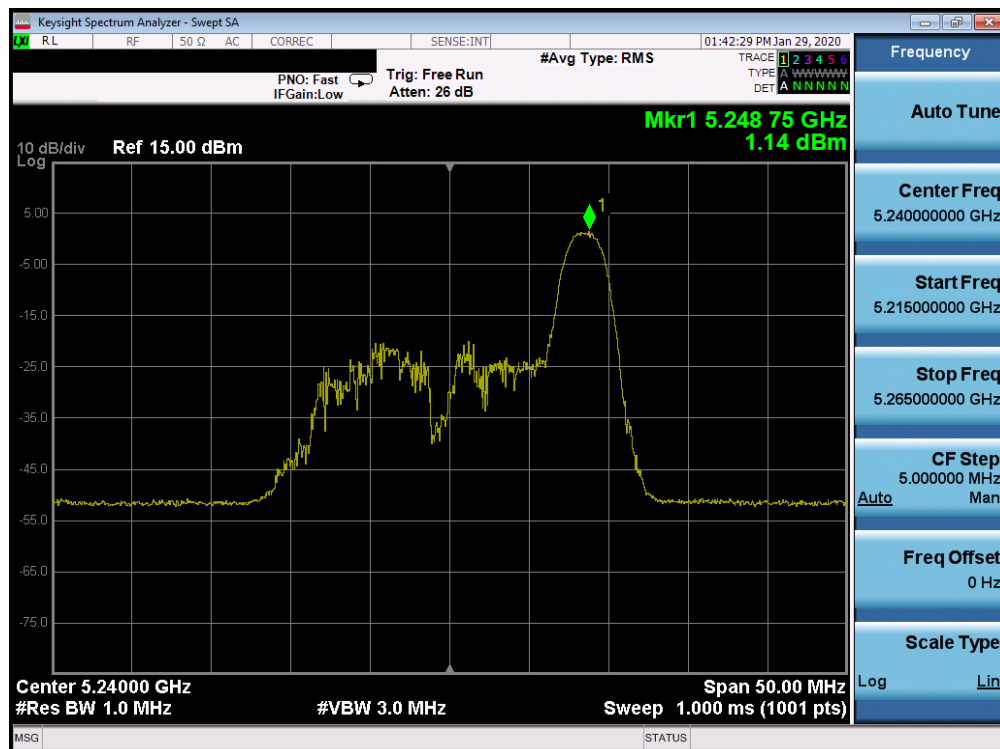


Plot 7-640. Power Spectral Density Plot ISED CDD CORE 1 (20MHz BW 802.11ax Index 4 – RU26 (UNII Band 1) – Ch. 48)

FCC ID: BCGA2068		MEASUREMENT REPORT (CERTIFICATION)	Approved by: Quality Manager
Test Report S/N: 1C1912170051-13-R1.BCG	Test Dates: 12/10/2019 - 02/11/2020	EUT Type: Tablet Device	Page 376 of 542

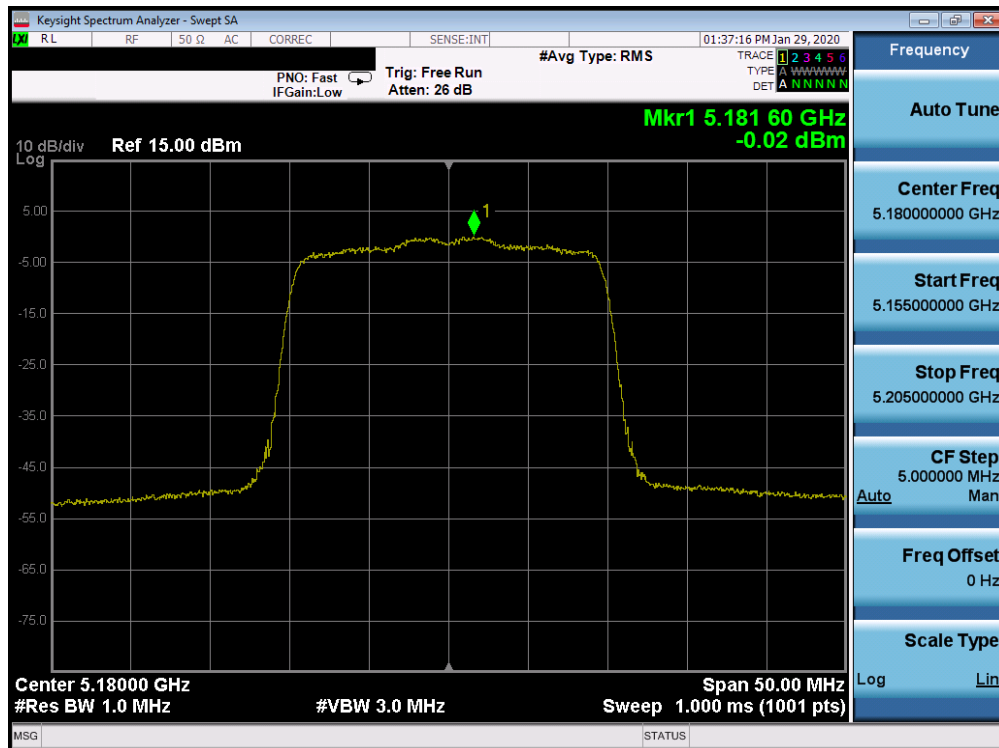


Plot 7-641. Power Spectral Density Plot ISED CDD CORE 0 (20MHz BW 802.11ax Index 8 – RU26 (UNII Band 1) – Ch. 48)

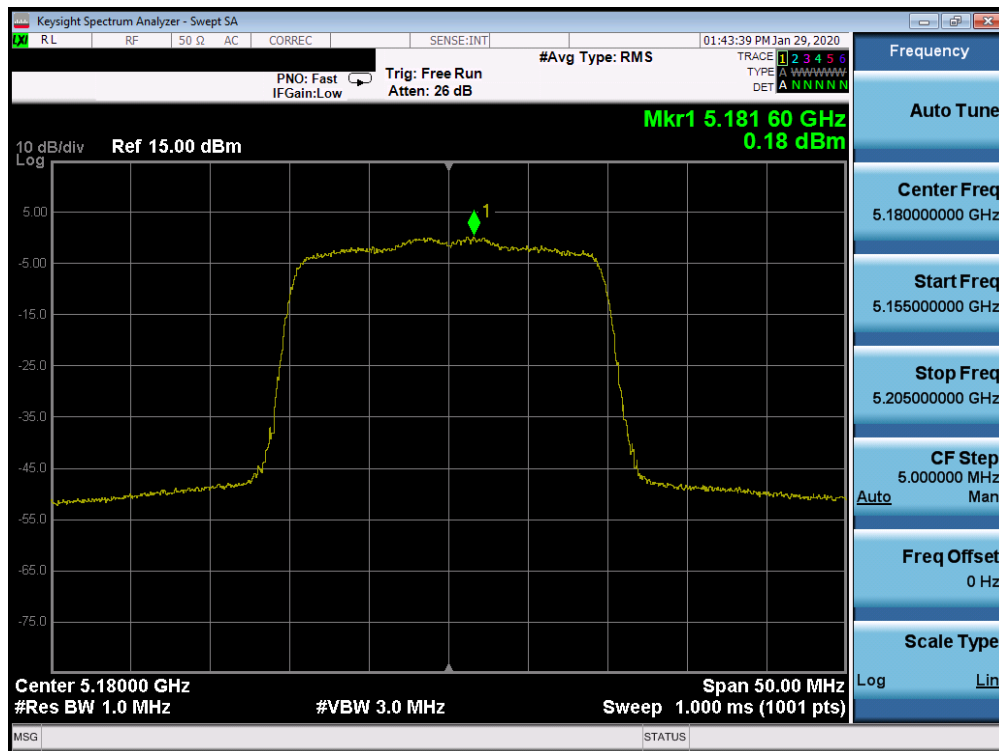


Plot 7-642. Power Spectral Density Plot ISED CDD CORE 1 (20MHz BW 802.11ax Index 8 – RU26 (UNII Band 1) – Ch. 48)

FCC ID: BCGA2068		MEASUREMENT REPORT (CERTIFICATION)	Approved by: Quality Manager
Test Report S/N: 1C1912170051-13-R1.BCG	Test Dates: 12/10/2019 - 02/11/2020	EUT Type: Tablet Device	Page 377 of 542



Plot 7-643. Power Spectral Density Plot ISED CDD CORE 0 (20MHz BW 802.11ax– RU242 (UNII Band 1) – Ch. 36)



Plot 7-644. Power Spectral Density Plot ISED CDD CORE 1 (20MHz BW 802.11ax– RU242 (UNII Band 1) – Ch. 36)

FCC ID: BCGA2068		MEASUREMENT REPORT (CERTIFICATION)	Approved by: Quality Manager
Test Report S/N: 1C1912170051-13-R1.BCG	Test Dates: 12/10/2019 - 02/11/2020	EUT Type: Tablet Device	Page 378 of 542