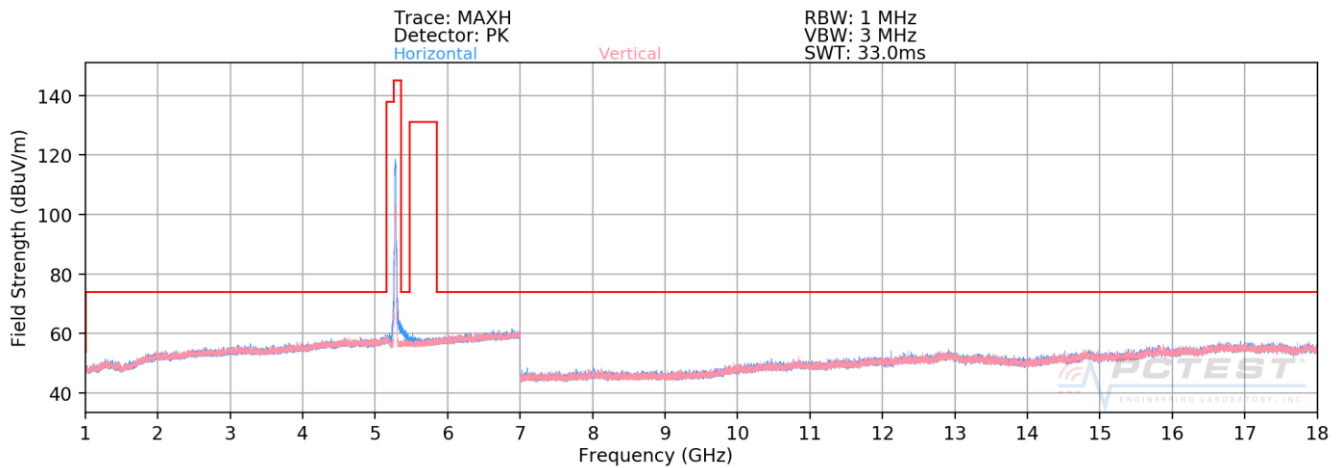
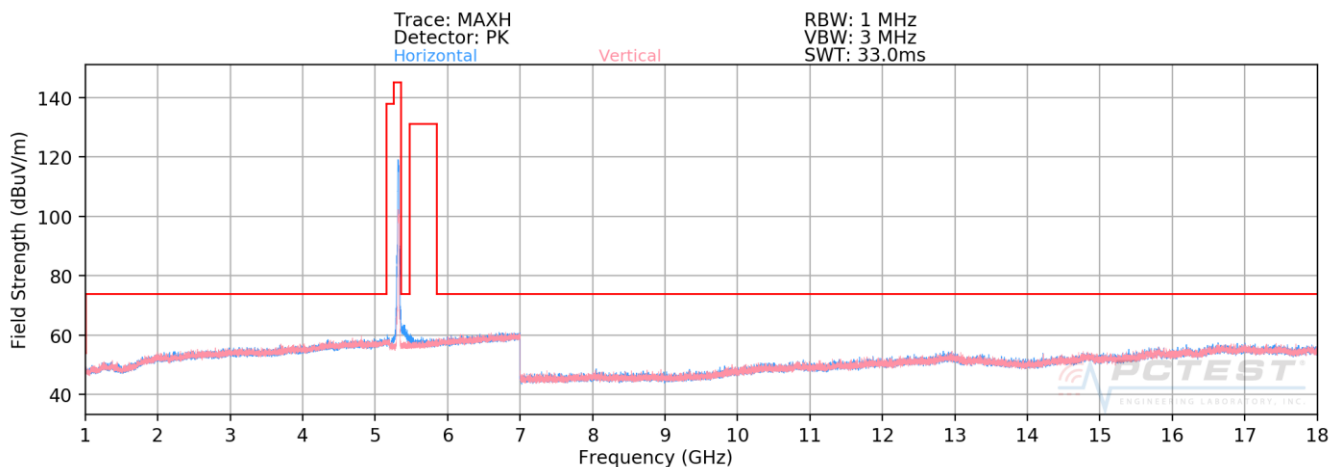


**Plot 7-198. Radiated Spurious Plot above 1GHz CDD (802.11n – U2A Ch. 52)**

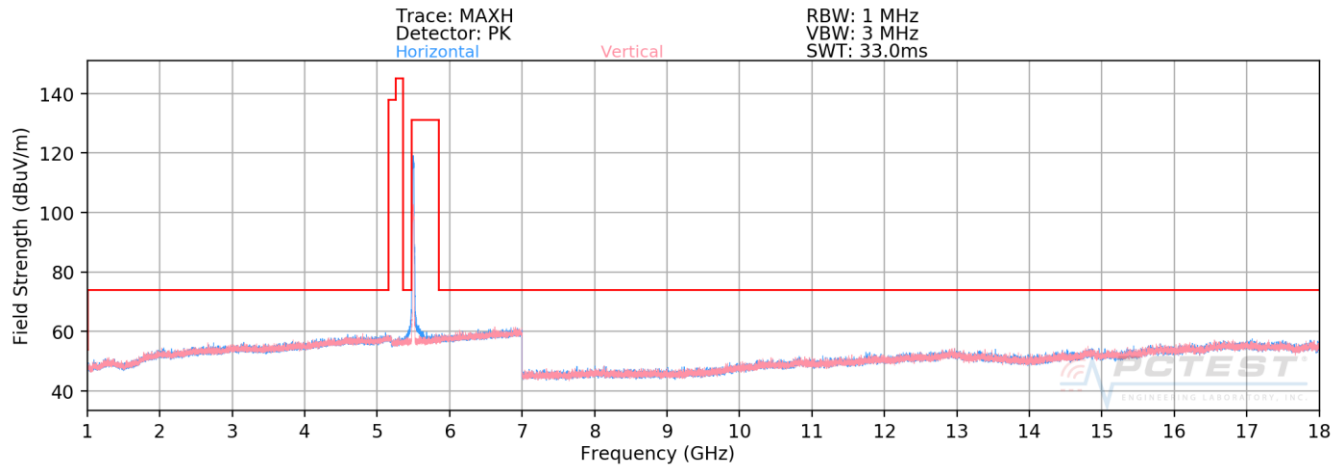


**Plot 7-199. Radiated Spurious Plot above 1GHz CDD (802.11n – U2A Ch. 60)**

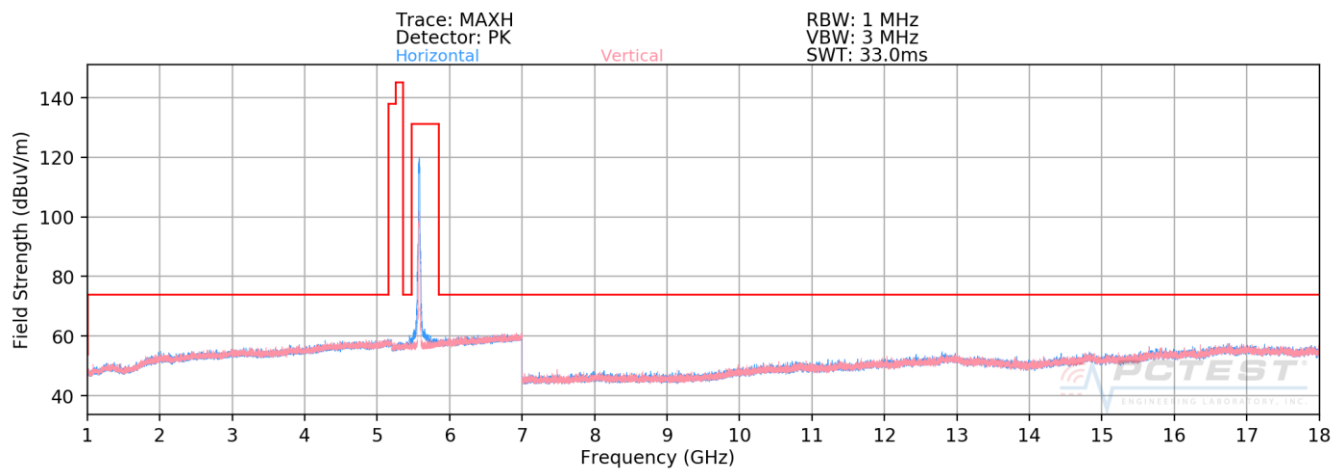


**Plot 7-200. Radiated Spurious Plot above 1GHz CDD (802.11n – U2A Ch. 64)**

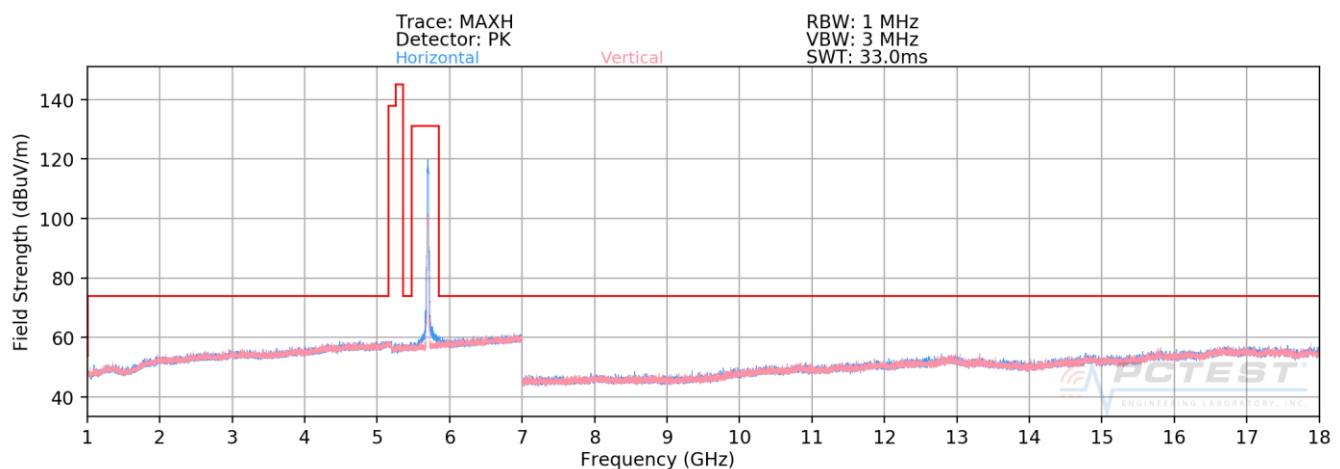
FCC ID: BCGA2068	<b>PCTEST</b>	MEASUREMENT REPORT (CERTIFICATION)	Approved by: Quality Manager
Test Report S/N: 1C1912170051-12.BCG	Test Dates: 12/10/2019 - 02/11/2020	EUT Type: Tablet Device	Page 150 of 208



**Plot 7-201. Radiated Spurious Plot above 1GHz CDD (802.11n – U2C Ch. 100)**

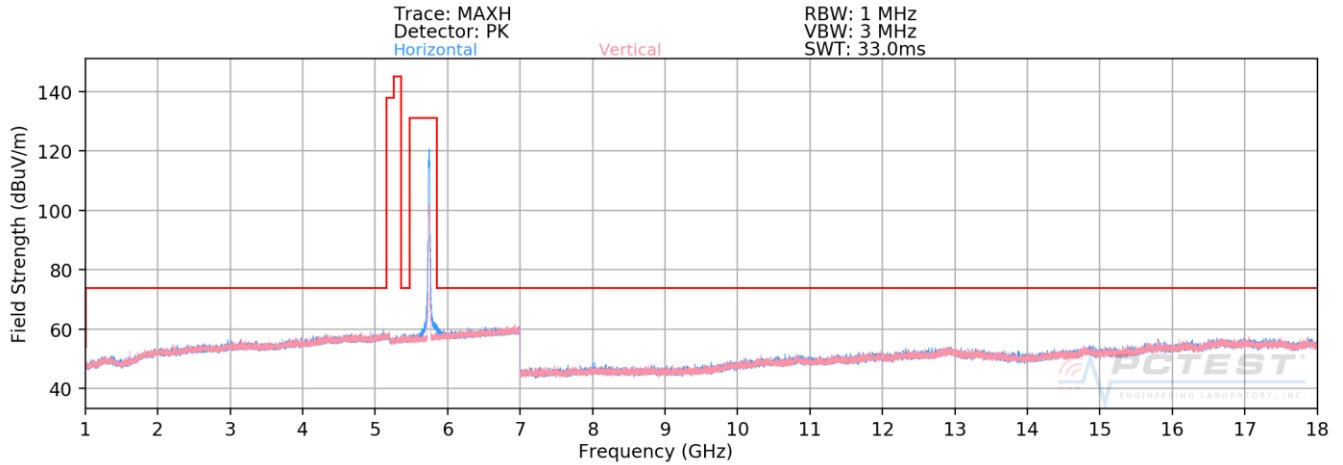


**Plot 7-202. Radiated Spurious Plot above 1GHz CDD (802.11n – U2C Ch. 116)**

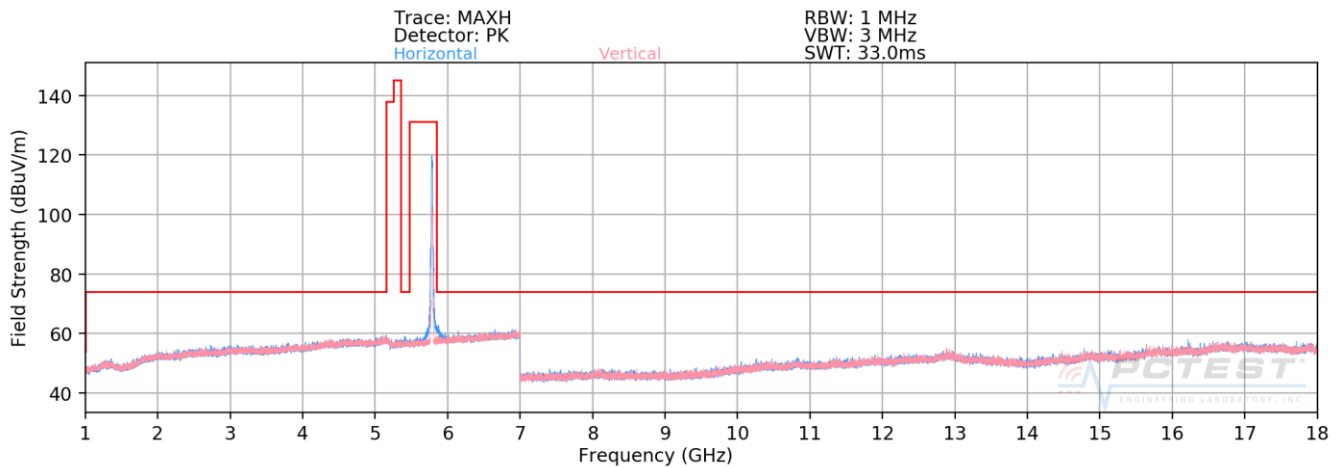


**Plot 7-203. Radiated Spurious Plot above 1GHz CDD (802.11n – U2C Ch. 144)**

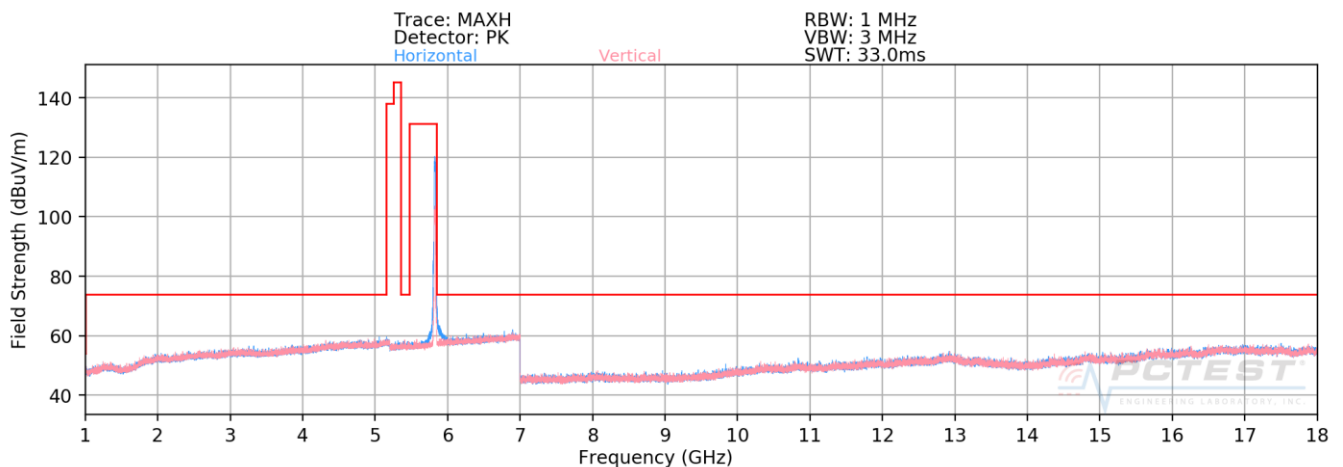
FCC ID: BCGA2068		MEASUREMENT REPORT (CERTIFICATION)	Approved by: Quality Manager
Test Report S/N: 1C1912170051-12.BCG	Test Dates: 12/10/2019 - 02/11/2020	EUT Type: Tablet Device	Page 151 of 208



**Plot 7-204. Radiated Spurious Plot above 1GHz CDD (802.11n – U3 Ch. 149)**



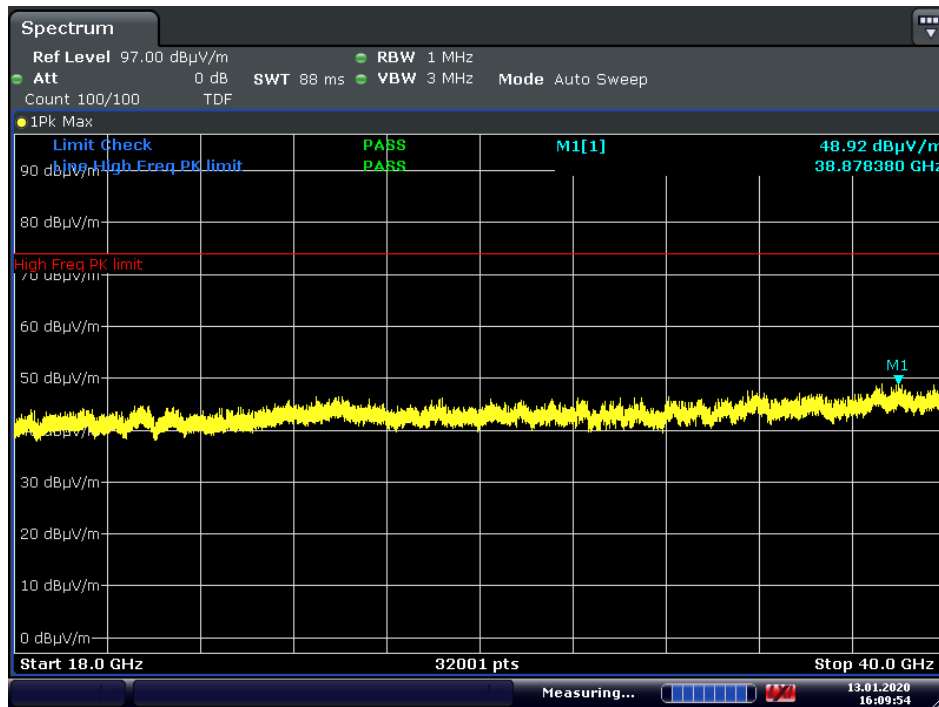
**Plot 7-205. Radiated Spurious Plot above 1GHz CDD (802.11n – U3 Ch. 157)**



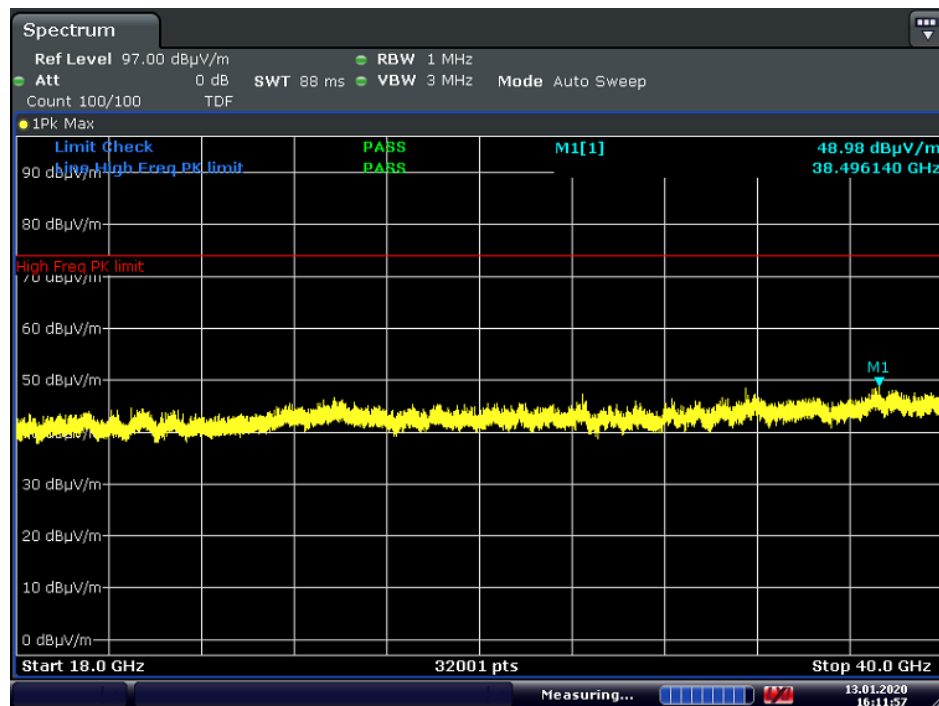
**Plot 7-206. Radiated Spurious Plot above 1GHz CDD (802.11n – U3 Ch. 165)**

FCC ID: BCGA2068		MEASUREMENT REPORT (CERTIFICATION)	Approved by: Quality Manager
Test Report S/N: 1C1912170051-12.BCG	Test Dates: 12/10/2019 - 02/11/2020	EUT Type: Tablet Device	Page 152 of 208

## CDD Radiated Spurious Emissions Measurements (Above 18GHz)



Plot 7-207. Radiated Spurious Plot above 18GHz – 40GHz CDD (802.11n – Ch.36, Pol. H)



Plot 7-208. Radiated Spurious Plot above 18GHz - 40GHz CDD (802.11n – Ch.36, Pol. V)

FCC ID: BCGA2068		MEASUREMENT REPORT (CERTIFICATION)	Approved by: Quality Manager
Test Report S/N: 1C1912170051-12.BCG	Test Dates: 12/10/2019 - 02/11/2020	EUT Type: Tablet Device	Page 153 of 208

## CDD Radiated Spurious Emission Measurements

§15.407(b) §15.205 & §15.209; RSS-Gen [8.9]

Worst Case Mode: 802.11n  
Worst Case Transfer Rate: MCS0  
Distance of Measurements: 3 Meters  
Operating Frequency: 5180MHz  
Channel: 36

Frequency [MHz]	Detector	Ant. Pol. [H/V]	Antenna Height [cm]	Turntable Azimuth [degree]	Analyzer Level [dBm]	AFCL [dB/m]	Field Strength [dBμV/m]	Limit [dBμV/m]	Margin [dB]
10360.00	Peak	H	-	-	-70.44	14.34	50.90	68.20	-17.30
15540.00	Average	H	-	-	-84.93	20.37	42.44	53.98	-11.54
15540.00	Peak	H	-	-	-73.86	20.37	53.51	73.98	-20.47

Table 7-60. Radiated Measurements CDD

Worst Case Mode: 802.11n  
Worst Case Transfer Rate: MCS0  
Distance of Measurements: 3 Meters  
Operating Frequency: 5200MHz  
Channel: 40

Frequency [MHz]	Detector	Ant. Pol. [H/V]	Antenna Height [cm]	Turntable Azimuth [degree]	Analyzer Level [dBm]	AFCL [dB/m]	Field Strength [dBμV/m]	Limit [dBμV/m]	Margin [dB]
10400.00	Peak	H	-	-	-72.33	14.43	49.10	68.20	-19.10
15600.00	Average	H	-	-	-84.61	20.56	42.95	53.98	-11.03
15600.00	Peak	H	-	-	-73.46	20.56	54.10	73.98	-19.88

Table 7-61. Radiated Measurements CDD

FCC ID: BCGA2068	 <b>MEASUREMENT REPORT (CERTIFICATION)</b>		Approved by: Quality Manager
Test Report S/N: 1C1912170051-12.BCG	Test Dates: 12/10/2019 - 02/11/2020	EUT Type: Tablet Device	Page 154 of 208

Worst Case Mode: 802.11n  
 Worst Case Transfer Rate: MCS0  
 Distance of Measurements: 3 Meters  
 Operating Frequency: 5240MHz  
 Channel: 48

Frequency [MHz]	Detector	Ant. Pol. [H/V]	Antenna Height [cm]	Turntable Azimuth [degree]	Analyzer Level [dBm]	AFCL [dB/m]	Field Strength [dBμV/m]	Limit [dBμV/m]	Margin [dB]
10480.00	Peak	H	-	-	-71.66	14.63	49.97	68.20	-18.23
15720.00	Average	H	-	-	-84.98	21.60	43.62	53.98	-10.36
15720.00	Peak	H	-	-	-73.42	21.60	55.18	73.98	-18.80

Table 7-62. Radiated Measurements CDD

Worst Case Mode: 802.11n  
 Worst Case Transfer Rate: MCS0  
 Distance of Measurements: 3 Meters  
 Operating Frequency: 5260MHz  
 Channel: 52

Frequency [MHz]	Detector	Ant. Pol. [H/V]	Antenna Height [cm]	Turntable Azimuth [degree]	Analyzer Level [dBm]	AFCL [dB/m]	Field Strength [dBμV/m]	Limit [dBμV/m]	Margin [dB]
10520.00	Peak	H	-	-	-71.01	14.85	50.84	68.20	-17.36
10520.00	Average	H	-	-	-82.47	14.85	39.38	53.98	-14.60
15780.00	Peak	H	-	-	-73.44	21.89	55.45	73.98	-18.53

Table 7-63. Radiated Measurements CDD

FCC ID: BCGA2068	 <b>MEASUREMENT REPORT (CERTIFICATION)</b>		Approved by: Quality Manager
Test Report S/N: 1C1912170051-12.BCG	Test Dates: 12/10/2019 - 02/11/2020	EUT Type: Tablet Device	Page 155 of 208

Worst Case Mode: 802.11n  
Worst Case Transfer Rate: MCS0  
Distance of Measurements: 3 Meters  
Operating Frequency: 5300MHz  
Channel: 60

Frequency [MHz]	Detector	Ant. Pol. [H/V]	Antenna Height [cm]	Turntable Azimuth [degree]	Analyzer Level [dBm]	AFCL [dB/m]	Field Strength [dBμV/m]	Limit [dBμV/m]	Margin [dB]
10600.00	Peak	H	-	-	-71.16	14.37	50.21	68.20	-17.99
10560.00	Average	H	-	-	-85.10	21.77	43.67	53.98	-10.31
15900.00	Peak	H	-	-	-73.76	21.77	55.01	73.98	-18.97

Table 7-64. Radiated Measurements CDD

Worst Case Mode: 802.11n  
Worst Case Transfer Rate: MCS0  
Distance of Measurements: 3 Meters  
Operating Frequency: 5320MHz  
Channel: 64

Frequency [MHz]	Detector	Ant. Pol. [H/V]	Antenna Height [cm]	Turntable Azimuth [degree]	Analyzer Level [dBm]	AFCL [dB/m]	Field Strength [dBμV/m]	Limit [dBμV/m]	Margin [dB]
10640.00	Average	H	-	-	-82.57	14.85	39.28	53.98	-14.70
10640.00	Peak	H	-	-	-71.60	14.85	50.25	73.98	-23.73
15960.00	Average	H	-	-	-84.44	21.74	44.30	53.98	-9.68
15960.00	Peak	H	-	-	-73.26	21.74	55.48	73.98	-18.50

Table 7-65. Radiated Measurements CDD

FCC ID: BCGA2068	 <b>MEASUREMENT REPORT (CERTIFICATION)</b>		Approved by: Quality Manager
Test Report S/N: 1C1912170051-12.BCG	Test Dates: 12/10/2019 - 02/11/2020	EUT Type: Tablet Device	Page 156 of 208

Worst Case Mode: 802.11n  
Worst Case Transfer Rate: MCS0  
Distance of Measurements: 3 Meters  
Operating Frequency: 5500MHz  
Channel: 100

Frequency [MHz]	Detector	Ant. Pol. [H/V]	Antenna Height [cm]	Turntable Azimuth [degree]	Analyzer Level [dBm]	AFCL [dB/m]	Field Strength [dBμV/m]	Limit [dBμV/m]	Margin [dB]
11000.00	Average	H	-	-	-83.14	15.88	39.74	53.98	-14.24
11000.00	Peak	H	-	-	-71.27	15.88	51.61	73.98	-22.37
16500.00	Peak	H	-	-	-71.97	21.60	56.63	68.20	-11.57

Table 7-66. Radiated Measurements CDD

Worst Case Mode: 802.11n  
Worst Case Transfer Rate: MCS0  
Distance of Measurements: 3 Meters  
Operating Frequency: 5580MHz  
Channel: 116

Frequency [MHz]	Detector	Ant. Pol. [H/V]	Antenna Height [cm]	Turntable Azimuth [degree]	Analyzer Level [dBm]	AFCL [dB/m]	Field Strength [dBμV/m]	Limit [dBμV/m]	Margin [dB]
11160.00	Average	H	-	-	-83.75	15.76	39.01	53.98	-14.97
11160.00	Peak	H	-	-	-72.23	15.76	50.53	73.98	-23.45
16740.00	Peak	H	-	-	-72.25	22.79	57.54	68.20	-10.66

Table 7-67. Radiated Measurements CDD

FCC ID: BCGA2068	 <b>MEASUREMENT REPORT (CERTIFICATION)</b>		Approved by: Quality Manager
Test Report S/N: 1C1912170051-12.BCG	Test Dates: 12/10/2019 - 02/11/2020	EUT Type: Tablet Device	Page 157 of 208



Worst Case Mode: 802.11n  
 Worst Case Transfer Rate: MCS0  
 Distance of Measurements: 3 Meters  
 Operating Frequency: 5720MHz  
 Channel: 144

Frequency [MHz]	Detector	Ant. Pol. [H/V]	Antenna Height [cm]	Turntable Azimuth [degree]	Analyzer Level [dBm]	AFCL [dB/m]	Field Strength [dBμV/m]	Limit [dBμV/m]	Margin [dB]
11440.00	Average	H	-	-	-83.23	16.74	40.51	53.98	-13.47
11440.00	Peak	H	-	-	-71.66	16.74	52.08	73.98	-21.90
17100.00	Peak	H	-	-	-72.53	22.07	56.54	68.20	-11.66

Table 7-68. Radiated Measurements CDD

Worst Case Mode: 802.11n  
 Worst Case Transfer Rate: MCS0  
 Distance of Measurements: 3 Meters  
 Operating Frequency: 5745MHz  
 Channel: 149

Frequency [MHz]	Detector	Ant. Pol. [H/V]	Antenna Height [cm]	Turntable Azimuth [degree]	Analyzer Level [dBm]	AFCL [dB/m]	Field Strength [dBμV/m]	Limit [dBμV/m]	Margin [dB]
11490.00	Average	H	-	-	-83.40	16.37	39.97	53.98	-14.01
11490.00	Peak	H	-	-	-72.08	16.37	51.29	73.98	-22.69
17235.00	Peak	H	-	-	-72.23	22.25	57.02	68.20	-11.18

Table 7-69. Radiated Measurements CDD

FCC ID: BCGA2068	 <b>MEASUREMENT REPORT (CERTIFICATION)</b>		Approved by: Quality Manager
Test Report S/N: 1C1912170051-12.BCG	Test Dates: 12/10/2019 - 02/11/2020	EUT Type: Tablet Device	Page 158 of 208

Worst Case Mode: 802.11n  
Worst Case Transfer Rate: MCS0  
Distance of Measurements: 3 Meters  
Operating Frequency: 5785MHz  
Channel: 157

Frequency [MHz]	Detector	Ant. Pol. [H/V]	Antenna Height [cm]	Turntable Azimuth [degree]	Analyzer Level [dBm]	AFCL [dB/m]	Field Strength [dBμV/m]	Limit [dBμV/m]	Margin [dB]
11570.00	Average	H	-	-	-83.65	17.01	40.36	53.98	-13.62
11570.00	Peak	H	-	-	-72.53	17.01	51.48	73.98	-22.50
17355.00	Peak	H	-	-	-73.51	22.61	56.10	68.20	-12.10

Table 7-70. Radiated Measurements CDD

Worst Case Mode: 802.11n  
Worst Case Transfer Rate: MCS0  
Distance of Measurements: 3 Meters  
Operating Frequency: 5825MHz  
Channel: 165

Frequency [MHz]	Detector	Ant. Pol. [H/V]	Antenna Height [cm]	Turntable Azimuth [degree]	Analyzer Level [dBm]	AFCL [dB/m]	Field Strength [dBμV/m]	Limit [dBμV/m]	Margin [dB]
11650.00	Average	H	-	-	-84.07	16.45	39.38	53.98	-14.60
11650.00	Peak	H	-	-	-72.42	16.45	51.03	73.98	-22.95
17475.00	Peak	H	-	-	-73.18	21.94	55.76	68.20	-12.44

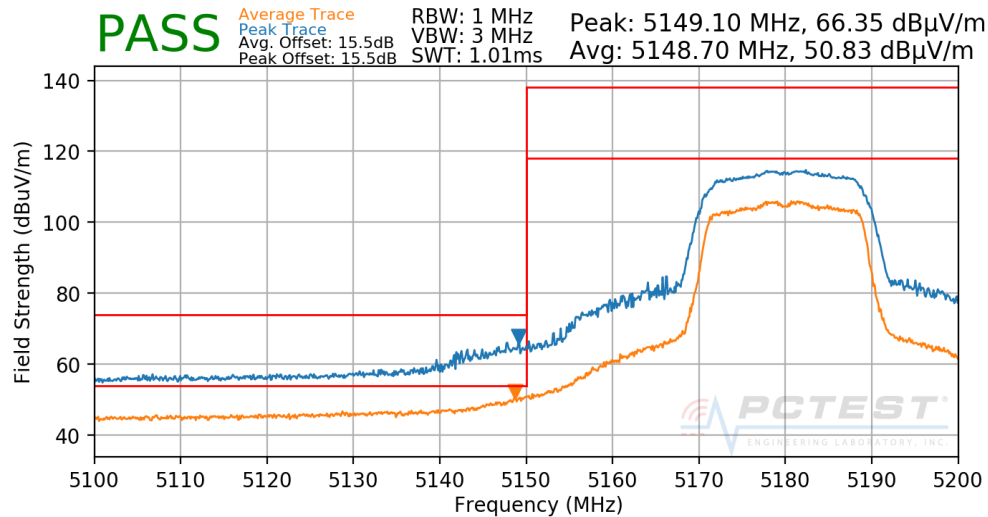
Table 7-71. Radiated Measurements CDD

FCC ID: BCGA2068	 <b>MEASUREMENT REPORT (CERTIFICATION)</b>		Approved by: Quality Manager
Test Report S/N: 1C1912170051-12.BCG	Test Dates: 12/10/2019 - 02/11/2020	EUT Type: Tablet Device	Page 159 of 208

## 7.6.4 SISO Core-0 Radiated Band Edge Measurements (20MHz BW)

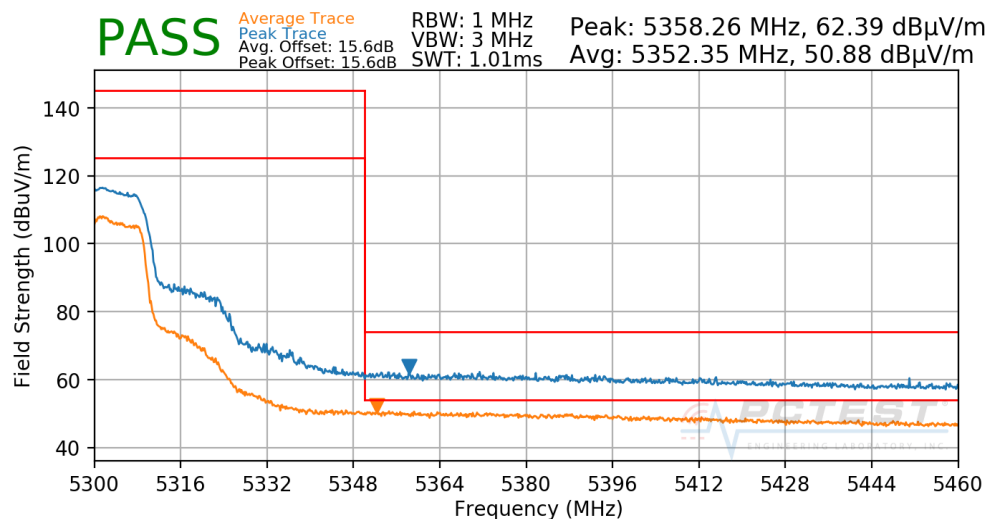
\$15.407(b.1)(b.2) \$15.205 \$15.209; RSS-Gen [8.9]; RSS-Gen [8.9]

Worst Case Mode:	802.11n
Worst Case Transfer Rate:	MCS0
Distance of Measurements:	3 Meters
Operating Frequency:	5180MHz
Channel:	36



Plot 7-209. Radiated Lower Band Edge Plot SISO CORE0 (UNII Band 1)

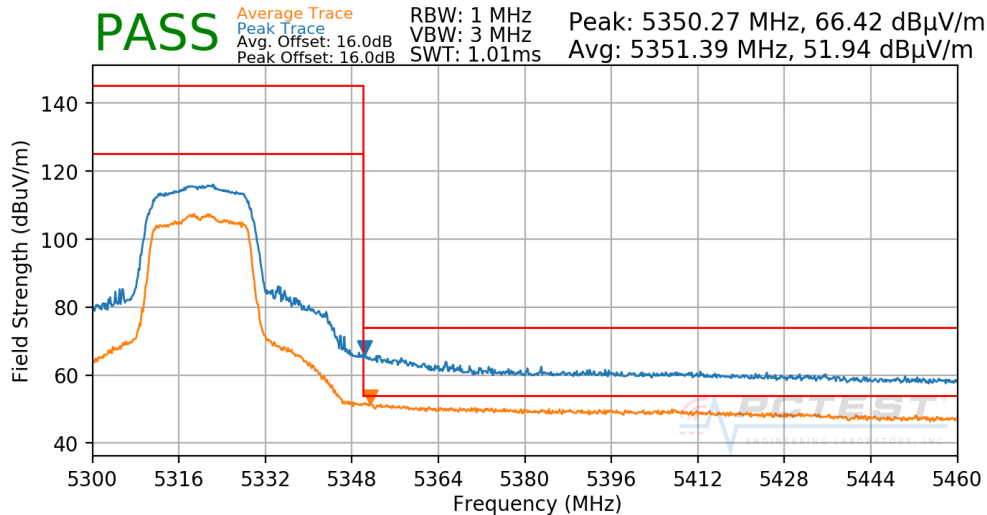
Worst Case Mode:	802.11n
Worst Case Transfer Rate:	MCS0
Distance of Measurements:	3 Meters
Operating Frequency:	5300MHz
Channel:	60



Plot 7-210. Radiated Upper Band Edge Plot SISO CORE0 (UNII Band 2A)

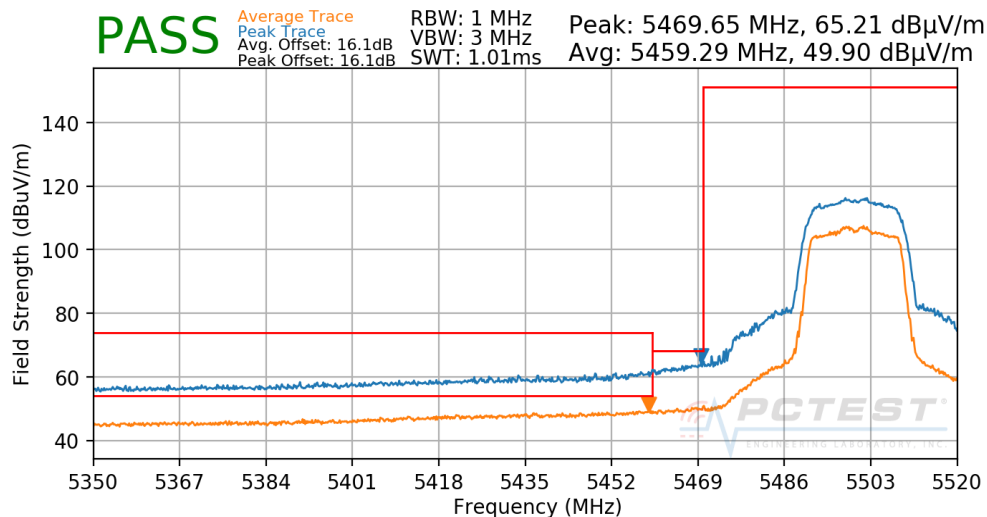
FCC ID: BCGA2068		MEASUREMENT REPORT (CERTIFICATION)	Approved by: Quality Manager
Test Report S/N: 1C1912170051-12.BCG	Test Dates: 12/10/2019 - 02/11/2020	EUT Type: Tablet Device	Page 160 of 208

Worst Case Mode: 802.11n  
 Worst Case Transfer Rate: MCS0  
 Distance of Measurements: 3 Meters  
 Operating Frequency: 5320MHz  
 Channel: 64



**Plot 7-211. Radiated Upper Band Edge Plot SISO CORE0 (UNII Band 2A)**

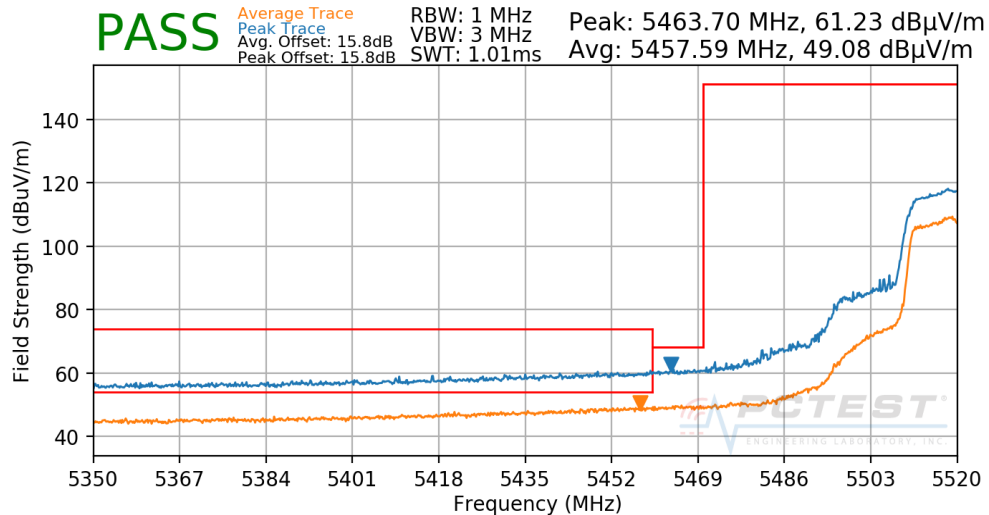
Worst Case Mode: 802.11n  
 Worst Case Transfer Rate: MCS0  
 Distance of Measurements: 3 Meters  
 Operating Frequency: 5500MHz  
 Channel: 100



**Plot 7-212. Radiated Lower Band Edge Plot SISO CORE0 (UNII Band 2C)**

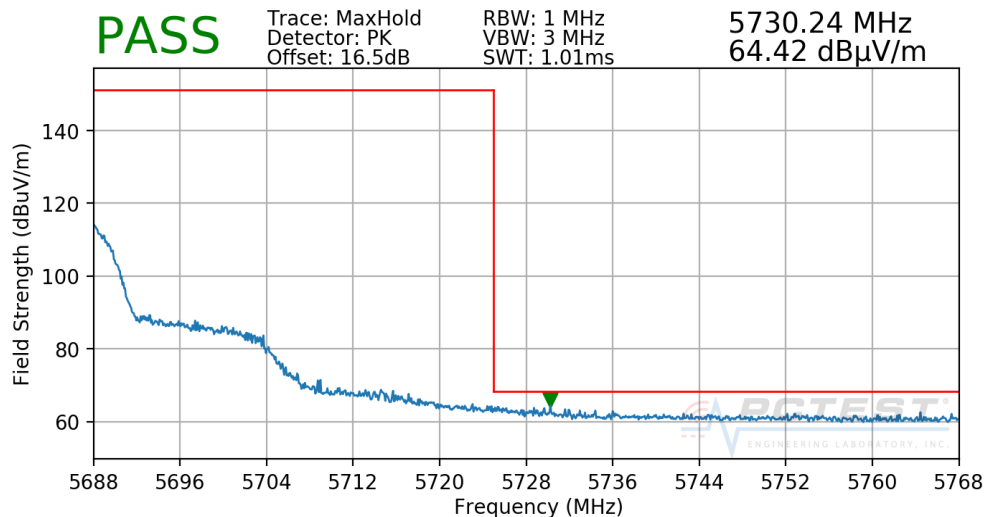
FCC ID: BCGA2068		MEASUREMENT REPORT (CERTIFICATION)	Approved by: Quality Manager
Test Report S/N: 1C1912170051-12.BCG	Test Dates: 12/10/2019 - 02/11/2020	EUT Type: Tablet Device	Page 161 of 208

Worst Case Mode: 802.11n  
 Worst Case Transfer Rate: MCS0  
 Distance of Measurements: 3 Meters  
 Operating Frequency: 5520MHz  
 Channel: 104



**Plot 7-213. Radiated Upper Band Edge Plot SISO CORE0 (Peak - UNII Band 2C)**

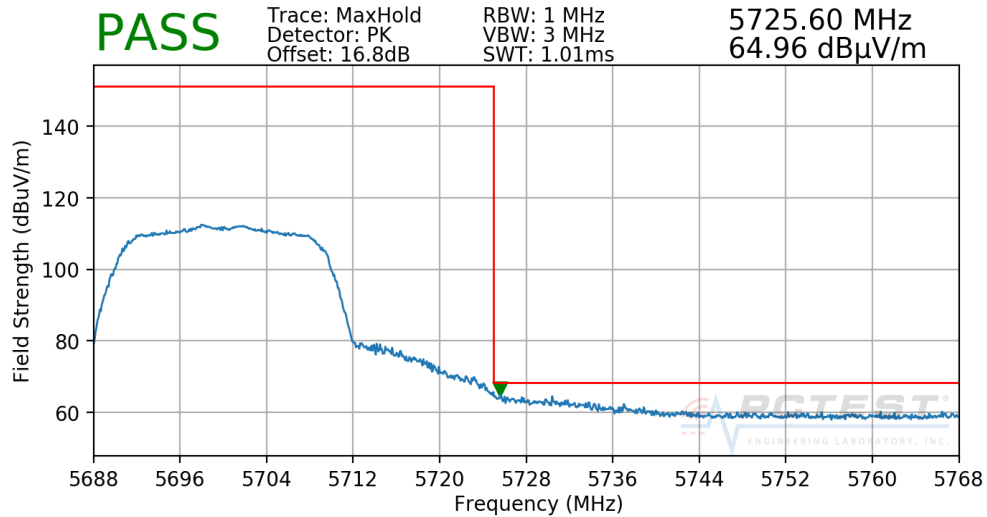
Worst Case Mode: 802.11n  
 Worst Case Transfer Rate: MCS0  
 Distance of Measurements: 3 Meters  
 Operating Frequency: 5680MHz  
 Channel: 136



**Plot 7-214. Radiated Upper Band Edge Plot SISO CORE0 (Peak - UNII Band 2C)**

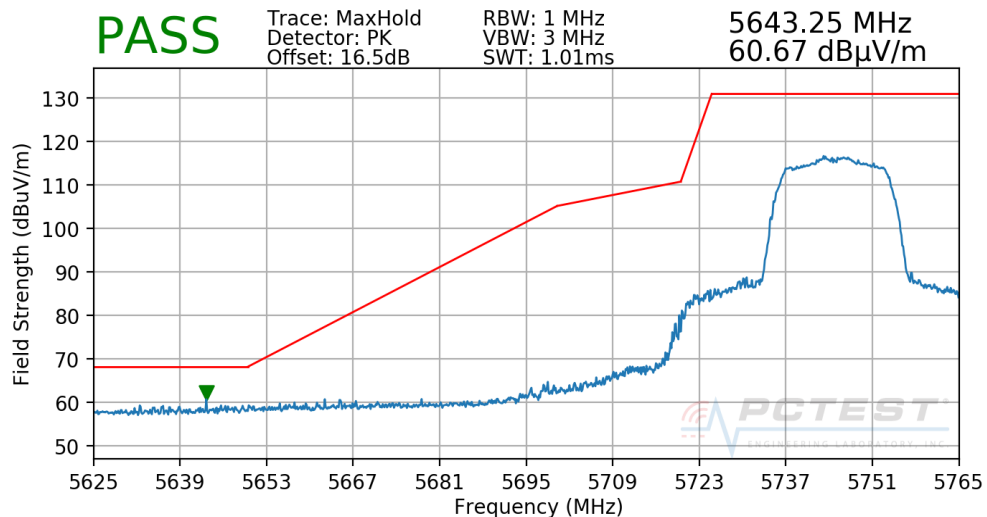
FCC ID: BCGA2068		MEASUREMENT REPORT (CERTIFICATION)	Approved by: Quality Manager
Test Report S/N: 1C1912170051-12.BCG	Test Dates: 12/10/2019 - 02/11/2020	EUT Type: Tablet Device	Page 162 of 208

Worst Case Mode: 802.11n  
 Worst Case Transfer Rate: MCS0  
 Distance of Measurements: 3 Meters  
 Operating Frequency: 5700MHz  
 Channel: 140



**Plot 7-215. Radiated Upper Band Edge Plot SISO CORE0 (Peak – UNII Band 2C)**

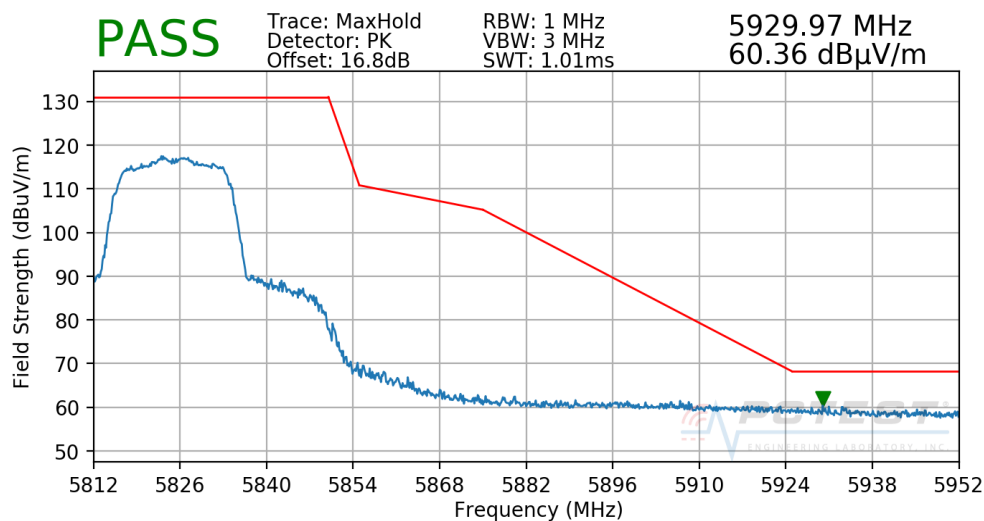
Worst Case Mode: 802.11n  
 Worst Case Transfer Rate: MCS0  
 Distance of Measurements: 3 Meters  
 Operating Frequency: 5745MHz  
 Channel: 149



**Plot 7-216. Radiated Lower Band Edge Plot SISO CORE0 (Peak – UNII Band 3)**

FCC ID: BCGA2068		MEASUREMENT REPORT (CERTIFICATION)	Approved by: Quality Manager
Test Report S/N: 1C1912170051-12.BCG	Test Dates: 12/10/2019 - 02/11/2020	EUT Type: Tablet Device	Page 163 of 208

Worst Case Mode: 802.11n  
 Worst Case Transfer Rate: MCS0  
 Distance of Measurements: 3 Meters  
 Operating Frequency: 5825MHz  
 Channel: 165



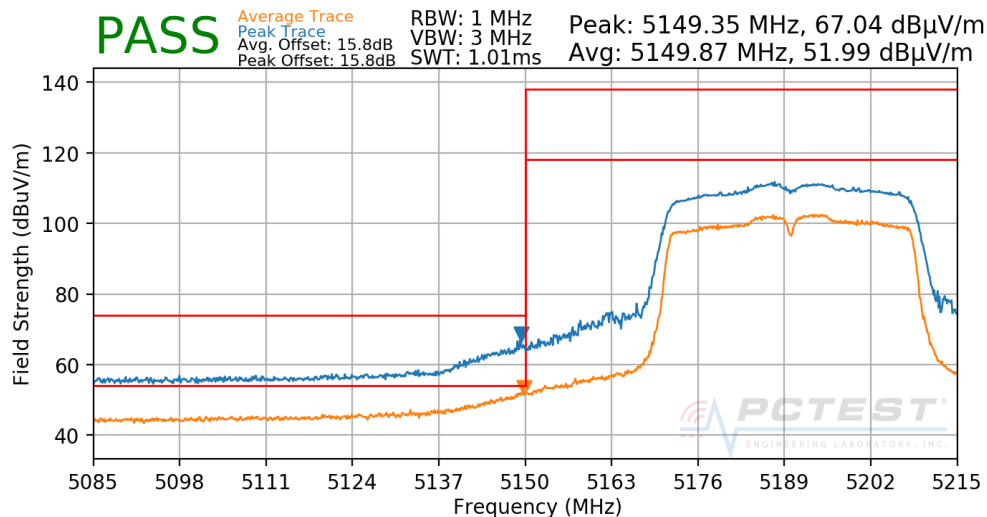
**Plot 7-217. Radiated Upper Band Edge Plot SISO CORE0 (Peak – UNII Band 3)**

FCC ID: BCGA2068	 <b>MEASUREMENT REPORT (CERTIFICATION)</b>		Approved by: Quality Manager
Test Report S/N: 1C1912170051-12.BCG	Test Dates: 12/10/2019 - 02/11/2020	EUT Type: Tablet Device	Page 164 of 208

## 7.6.5 SISO Core-0 Radiated Band Edge Measurements (40MHz BW)

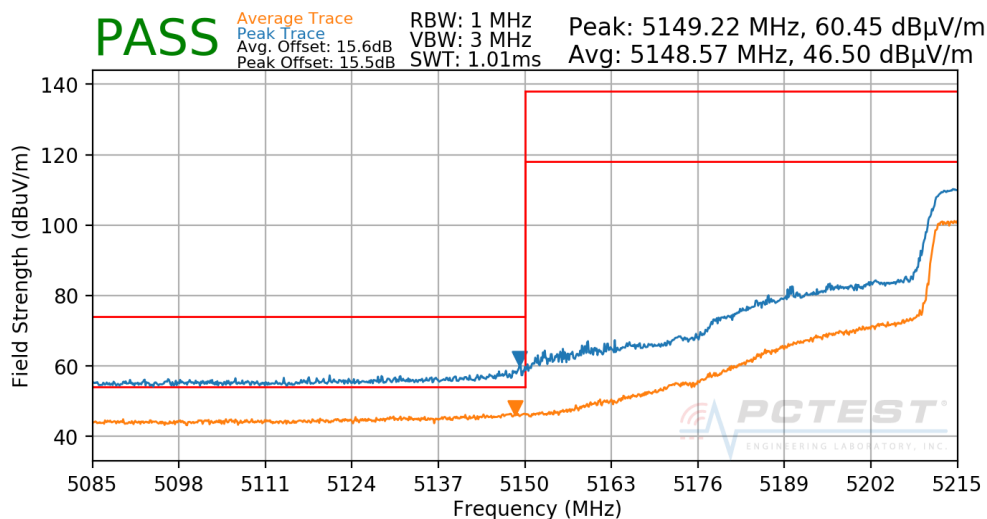
§15.407(b.1)(b.2) §15.205 §15.209; RSS-Gen [8.9]

Worst Case Mode:	802.11n
Worst Case Transfer Rate:	MCS0
Distance of Measurements:	3 Meters
Operating Frequency:	5190MHz
Channel:	38



Plot 7-218. Radiated Lower Band Edge Plot SISO CORE0 (UNII Band 1)

Worst Case Mode:	802.11n
Worst Case Transfer Rate:	MCS0
Distance of Measurements:	3 Meters
Operating Frequency:	5230MHz
Channel:	46

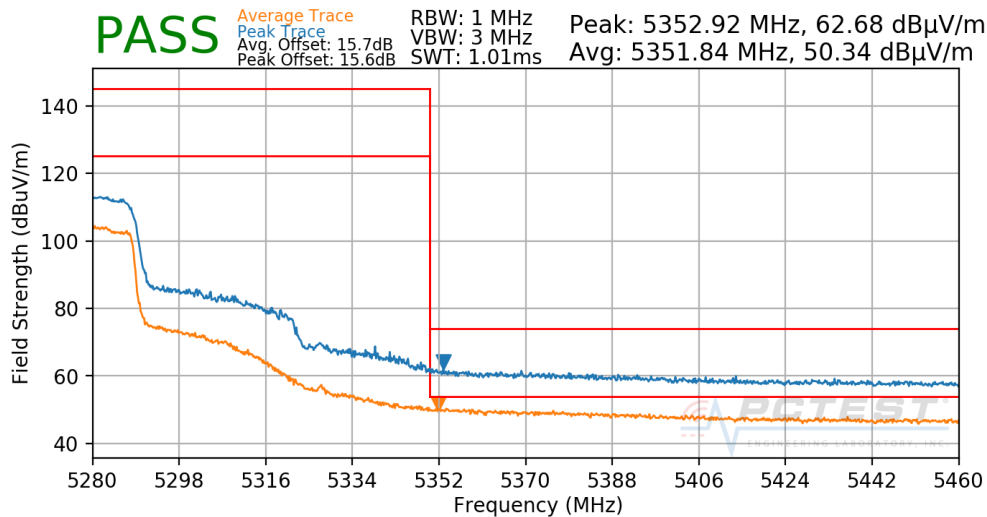


Plot 7-219. Radiated Lower Band Edge Plot SISO CORE0 (UNII Band 1)

FCC ID: BCGA2068		MEASUREMENT REPORT (CERTIFICATION)	Approved by: Quality Manager
Test Report S/N: 1C1912170051-12.BCG	Test Dates: 12/10/2019 - 02/11/2020	EUT Type: Tablet Device	Page 165 of 208

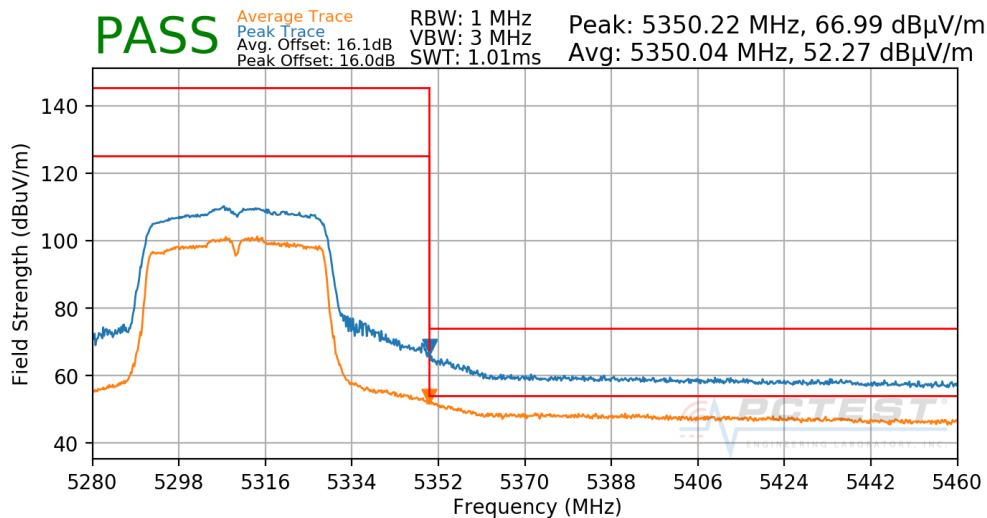


Worst Case Mode: 802.11n  
 Worst Case Transfer Rate: MCS0  
 Distance of Measurements: 3 Meters  
 Operating Frequency: 5270MHz  
 Channel: 54



**Plot 7-220. Radiated Upper Band Edge Plot SISO CORE0 (UNII Band 2A)**

Worst Case Mode: 802.11n  
 Worst Case Transfer Rate: MCS0  
 Distance of Measurements: 3 Meters  
 Operating Frequency: 5310MHz  
 Channel: 62

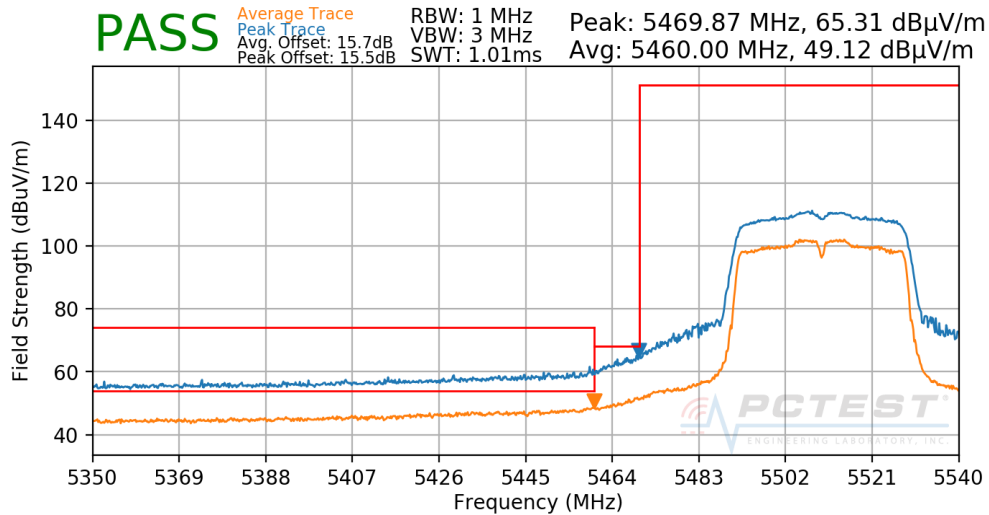


**Plot 7-221. Radiated Upper Band Edge Plot SISO CORE0 (UNII Band 2A)**

FCC ID: BCGA2068	 <b>MEASUREMENT REPORT (CERTIFICATION)</b>		Approved by: Quality Manager
Test Report S/N: 1C1912170051-12.BCG	Test Dates: 12/10/2019 - 02/11/2020	EUT Type: Tablet Device	Page 166 of 208

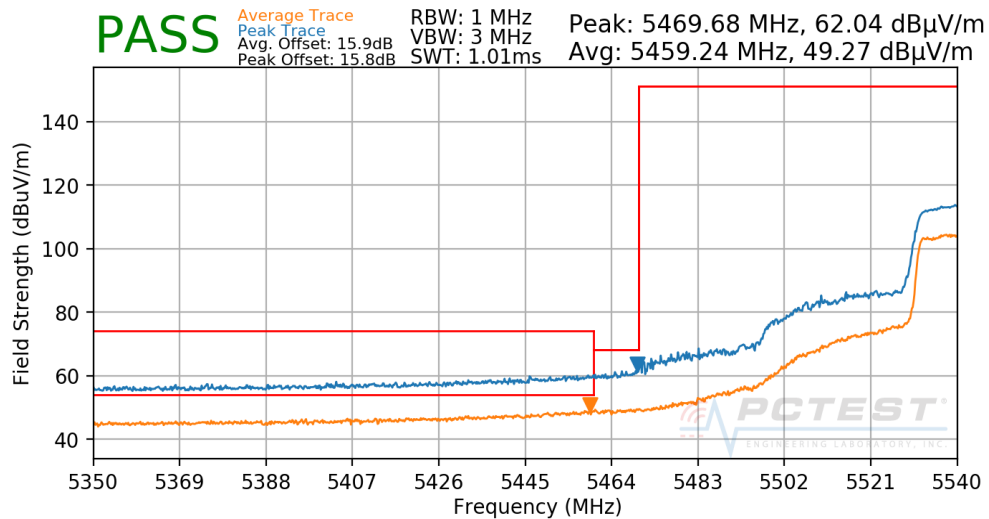


Worst Case Mode: 802.11n  
Worst Case Transfer Rate: MCS0  
Distance of Measurements: 3 Meters  
Operating Frequency: 5510MHz  
Channel: 102



Plot 7-222. Radiated Lower Band Edge Plot SISO CORE0 (UNII Band 2C)

Worst Case Mode: 802.11n  
Worst Case Transfer Rate: MCS0  
Distance of Measurements: 3 Meters  
Operating Frequency: 5550MHz  
Channel: 110



Plot 7-223. Radiated Upper Band Edge Plot SISO CORE0 (Peak - UNII Band 2C)

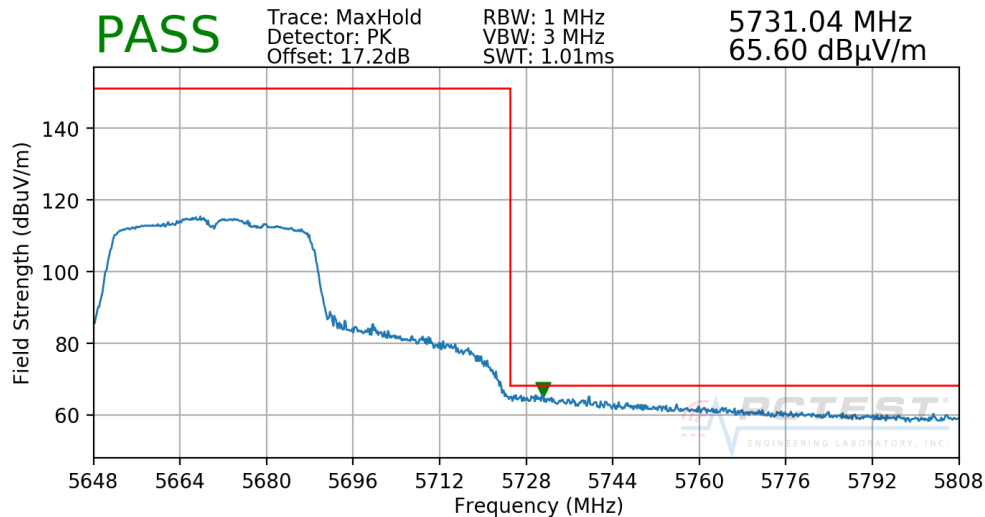
FCC ID: BCGA2068		MEASUREMENT REPORT (CERTIFICATION)	Approved by: Quality Manager
Test Report S/N: 1C1912170051-12.BCG	Test Dates: 12/10/2019 - 02/11/2020	EUT Type: Tablet Device	Page 167 of 208

© 2020 PCTEST

V 9.5 12/16/2019

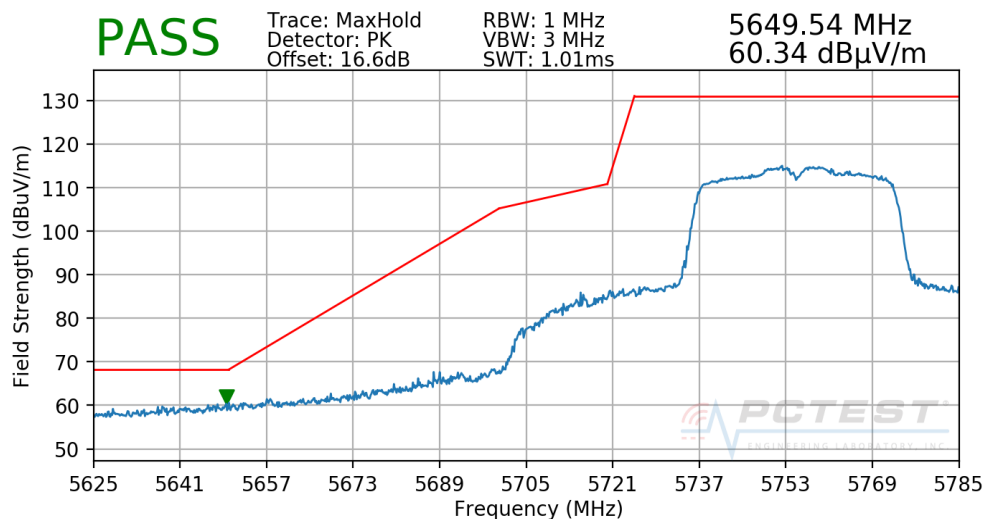
All rights reserved. Unless otherwise specified, no part of this report may be reproduced or utilized in any part, form or by any means, electronic or mechanical, including photocopying and microfilm, without permission in writing from PCTEST. If you have any questions about this international copyright or have an enquiry about obtaining additional rights to this report or assembly of contents thereof, please contact [INFO@PCTEST.COM](mailto:INFO@PCTEST.COM).

Worst Case Mode: 802.11n  
 Worst Case Transfer Rate: MCS0  
 Distance of Measurements: 3 Meters  
 Operating Frequency: 5670MHz  
 Channel: 134



**Plot 7-224. Radiated Upper Band Edge Plot SISO CORE0 (Peak - UNII Band 2C)**

Worst Case Mode: 802.11n  
 Worst Case Transfer Rate: MCS0  
 Distance of Measurements: 3 Meters  
 Operating Frequency: 5755MHz  
 Channel: 151

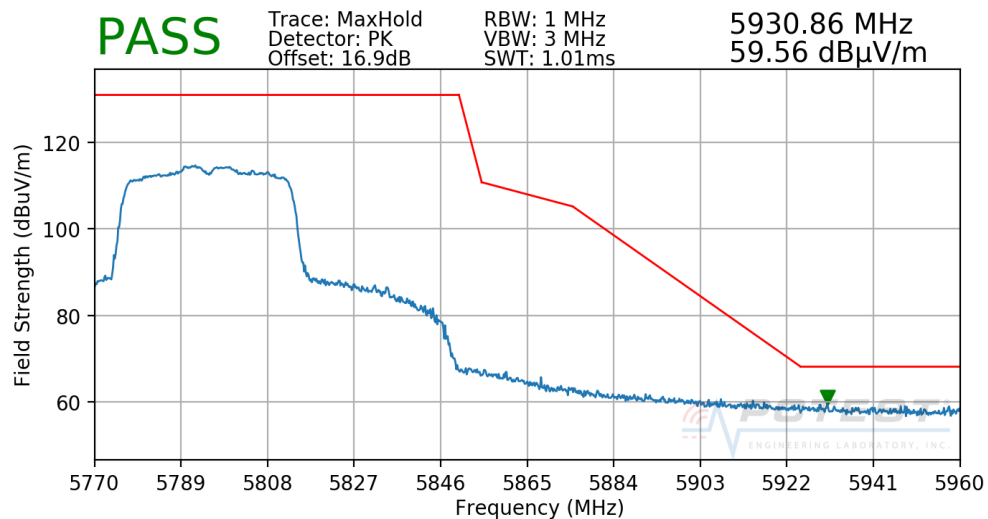


**Plot 7-225. Radiated Lower Band Edge Plot SISO CORE0 (Peak – UNII Band 3)**

FCC ID: BCGA2068		MEASUREMENT REPORT (CERTIFICATION)	Approved by: Quality Manager
Test Report S/N: 1C1912170051-12.BCG	Test Dates: 12/10/2019 - 02/11/2020	EUT Type: Tablet Device	Page 168 of 208



Worst Case Mode: 802.11n  
Worst Case Transfer Rate: MCS0  
Distance of Measurements: 3 Meters  
Operating Frequency: 5795MHz  
Channel: 159



Plot 7-226. Radiated Upper Band Edge Plot SISO CORE0 (Peak – UNII Band 3)

FCC ID: BCGA2068		MEASUREMENT REPORT (CERTIFICATION)	Approved by: Quality Manager
Test Report S/N: 1C1912170051-12.BCG	Test Dates: 12/10/2019 - 02/11/2020	EUT Type: Tablet Device	Page 169 of 208

© 2020 PCTEST

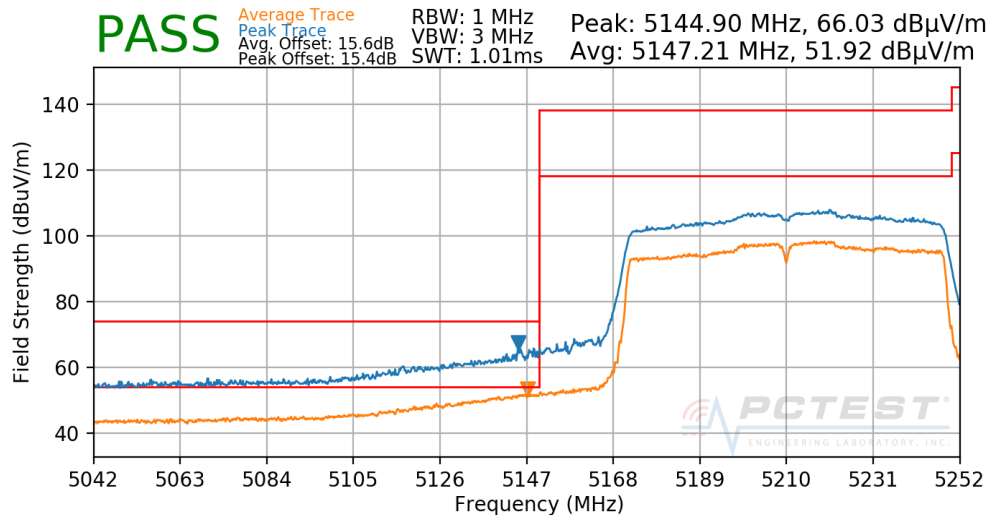
V 9.5 12/16/2019

All rights reserved. Unless otherwise specified, no part of this report may be reproduced or utilized in any part, form or by any means, electronic or mechanical, including photocopying and microfilm, without permission in writing from PCTEST. If you have any questions about this international copyright or have an enquiry about obtaining additional rights to this report or assembly of contents thereof, please contact [INFO@PCTEST.COM](mailto:INFO@PCTEST.COM).

## 7.6.6 SISO Core-0 Radiated Band Edge Measurements (80MHz BW)

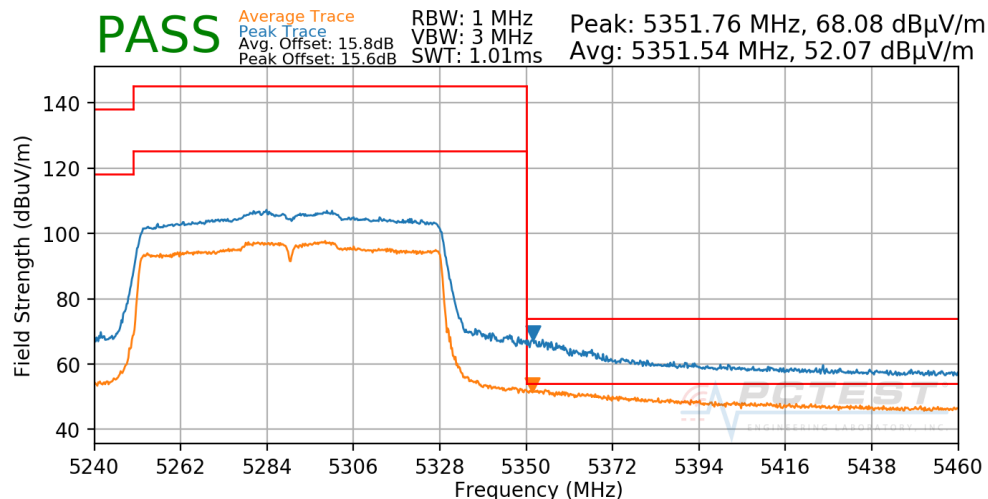
§15.407(b.1)(b.2) §15.205 §15.209; RSS-Gen [8.9]

Worst Case Mode:	802.11ac
Worst Case Transfer Rate:	MCS0
Distance of Measurements:	3 Meters
Operating Frequency:	5210MHz
Channel:	42



Plot 7-227. Radiated Lower Band Edge Plot SISO CORE0 (UNII Band 1)

Worst Case Mode:	802.11ac
Worst Case Transfer Rate:	MCS0
Distance of Measurements:	3 Meters
Operating Frequency:	5290MHz
Channel:	58

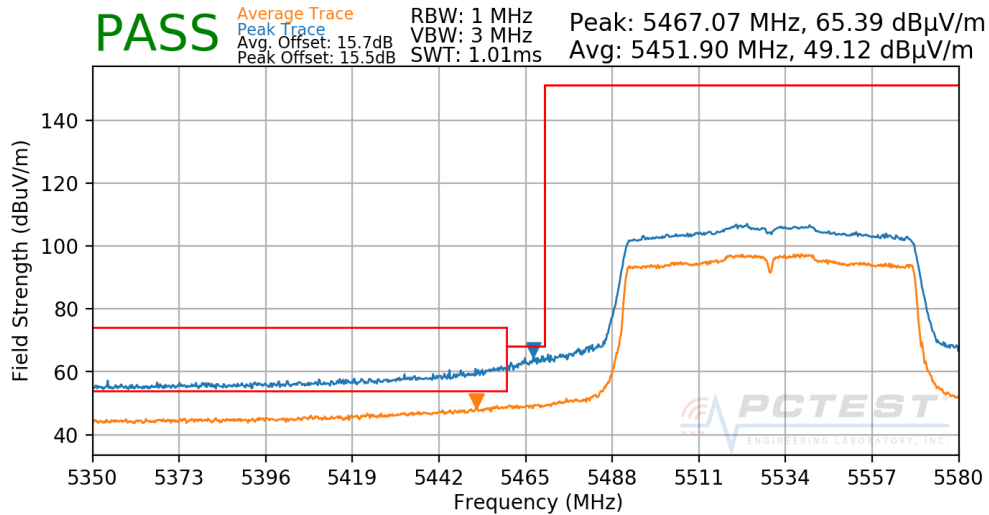


Plot 7-228. Radiated Upper Band Edge Plot SISO CORE0 (UNII Band 2A)

FCC ID: BCGA2068	 MEASUREMENT REPORT (CERTIFICATION)		Approved by: Quality Manager
Test Report S/N: 1C1912170051-12.BCG	Test Dates: 12/10/2019 - 02/11/2020	EUT Type: Tablet Device	Page 170 of 208

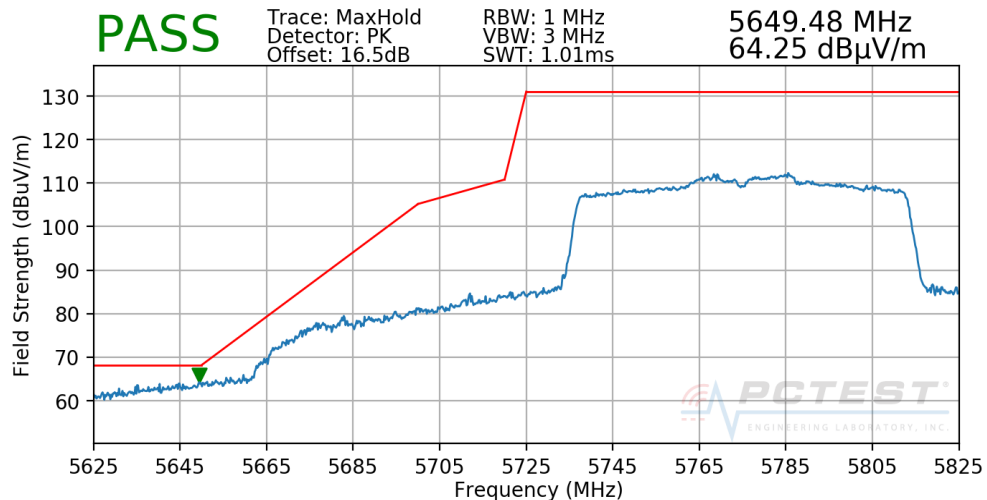


Worst Case Mode: 802.11ac  
Worst Case Transfer Rate: MCS0  
Distance of Measurements: 3 Meters  
Operating Frequency: 5530MHz  
Channel: 106



Plot 7-229. Radiated Lower Band Edge Plot SISO CORE0 (UNII Band 2C)

Worst Case Mode: 802.11ac  
Worst Case Transfer Rate: MCS0  
Distance of Measurements: 3 Meters  
Operating Frequency: 5775MHz  
Channel: 155



Plot 7-230. Radiated Lower Band Edge Plot SISO CORE0 (Peak – UNII Band 3)

FCC ID: BCGA2068		MEASUREMENT REPORT (CERTIFICATION)	Approved by: Quality Manager
Test Report S/N: 1C1912170051-12.BCG	Test Dates: 12/10/2019 - 02/11/2020	EUT Type: Tablet Device	Page 171 of 208

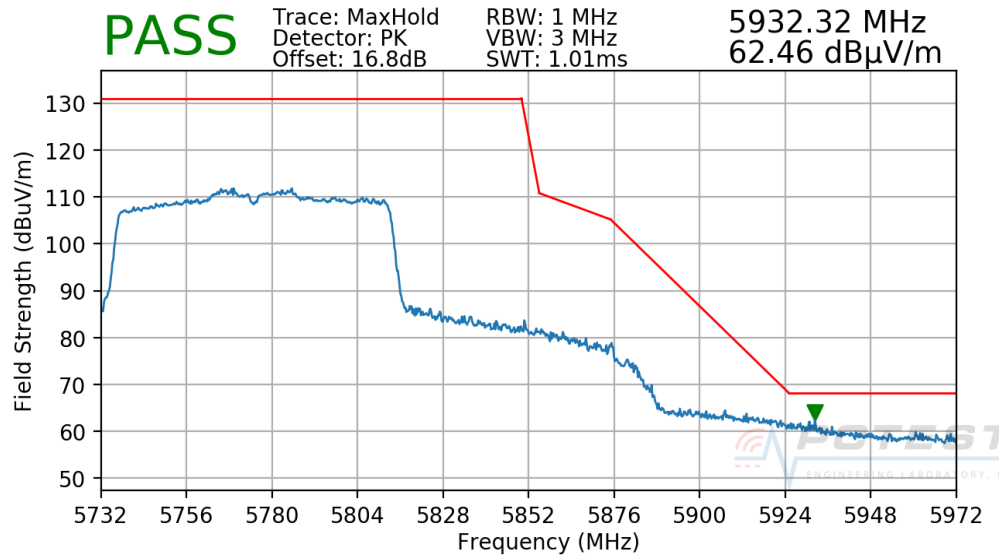
© 2020 PCTEST

V 9.5 12/16/2019

All rights reserved. Unless otherwise specified, no part of this report may be reproduced or utilized in any part, form or by any means, electronic or mechanical, including photocopying and microfilm, without permission in writing from PCTEST. If you have any questions about this international copyright or have an enquiry about obtaining additional rights to this report or assembly of contents thereof, please contact [INFO@PCTEST.COM](mailto:INFO@PCTEST.COM).



Worst Case Mode: 802.11ac  
Worst Case Transfer Rate: MCS0  
Distance of Measurements: 3 Meters  
Operating Frequency: 5775MHz  
Channel: 155



Plot 7-231. Radiated Upper Band Edge Plot SISO CORE0 (Peak – UNII Band 3)

FCC ID: BCGA2068		MEASUREMENT REPORT (CERTIFICATION)	Approved by: Quality Manager
Test Report S/N: 1C1912170051-12.BCG	Test Dates: 12/10/2019 - 02/11/2020	EUT Type: Tablet Device	Page 172 of 208

© 2020 PCTEST

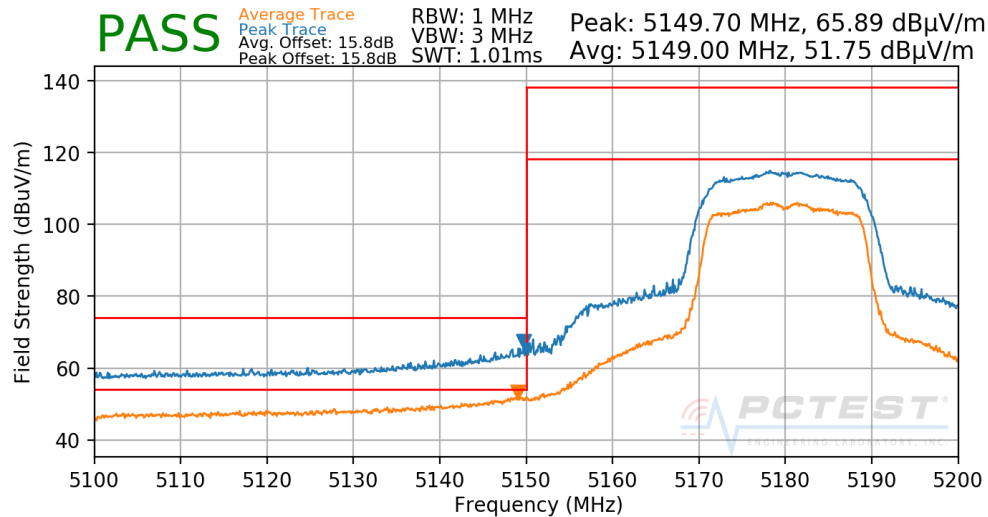
V 9.5 12/16/2019

All rights reserved. Unless otherwise specified, no part of this report may be reproduced or utilized in any part, form or by any means, electronic or mechanical, including photocopying and microfilm, without permission in writing from PCTEST. If you have any questions about this international copyright or have an enquiry about obtaining additional rights to this report or assembly of contents thereof, please contact [INFO@PCTEST.COM](mailto:INFO@PCTEST.COM).

## 7.6.7 SISO Core-1 Radiated Band Edge Measurements (20MHz BW)

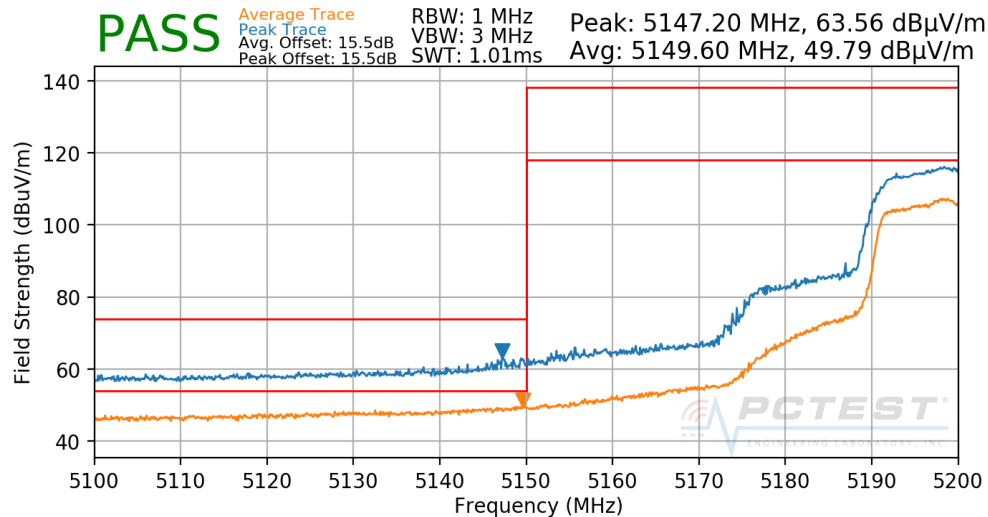
§15.407(b.1)(b.2) §15.205 §15.209; RSS-Gen [8.9]; RSS-Gen [8.9]

Worst Case Mode:	802.11n
Worst Case Transfer Rate:	MCS0
Distance of Measurements:	3 Meters
Operating Frequency:	5180MHz
Channel:	36



**Plot 7-232. Radiated Lower Band Edge Plot SISO CORE1 (UNII Band 1)**

Worst Case Mode:	802.11n
Worst Case Transfer Rate:	MCS0
Distance of Measurements:	3 Meters
Operating Frequency:	5200MHz
Channel:	40



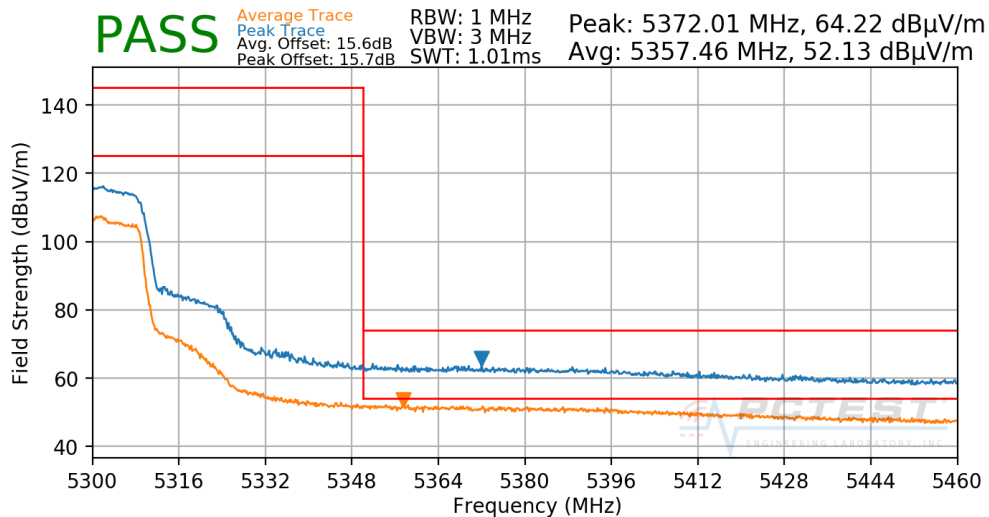
**Plot 7-233. Radiated Lower Band Edge Plot SISO CORE1 (UNII Band 1)**

FCC ID: BCGA2068		MEASUREMENT REPORT (CERTIFICATION)	Approved by: Quality Manager
Test Report S/N: 1C1912170051-12.BCG	Test Dates: 12/10/2019 - 02/11/2020	EUT Type: Tablet Device	Page 173 of 208



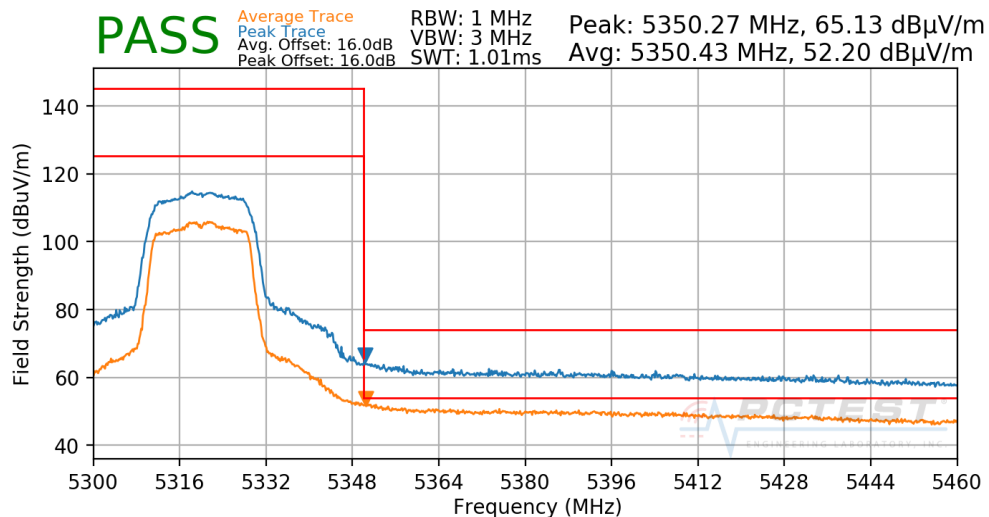


Worst Case Mode: 802.11n  
Worst Case Transfer Rate: MCS0  
Distance of Measurements: 3 Meters  
Operating Frequency: 5300MHz  
Channel: 60



Plot 7-234. Radiated Upper Band Edge Plot SISO CORE1 (UNII Band 2A)

Worst Case Mode: 802.11n  
Worst Case Transfer Rate: MCS0  
Distance of Measurements: 3 Meters  
Operating Frequency: 5320MHz  
Channel: 64



Plot 7-235. Radiated Upper Band Edge Plot SISO CORE1 (UNII Band 2A)

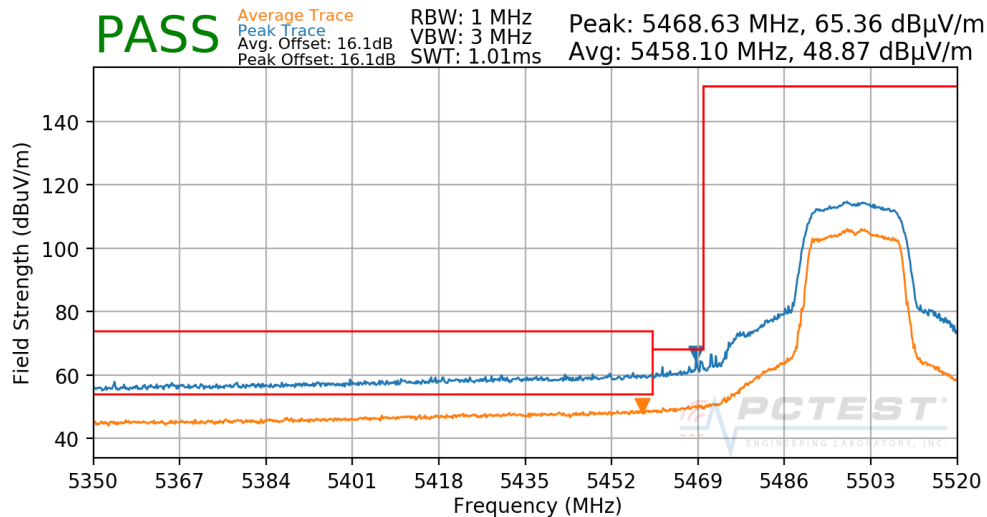
FCC ID: BCGA2068		MEASUREMENT REPORT (CERTIFICATION)	Approved by: Quality Manager
Test Report S/N: 1C1912170051-12.BCG	Test Dates: 12/10/2019 - 02/11/2020	EUT Type: Tablet Device	Page 174 of 208

© 2020 PCTEST

V 9.5 12/16/2019

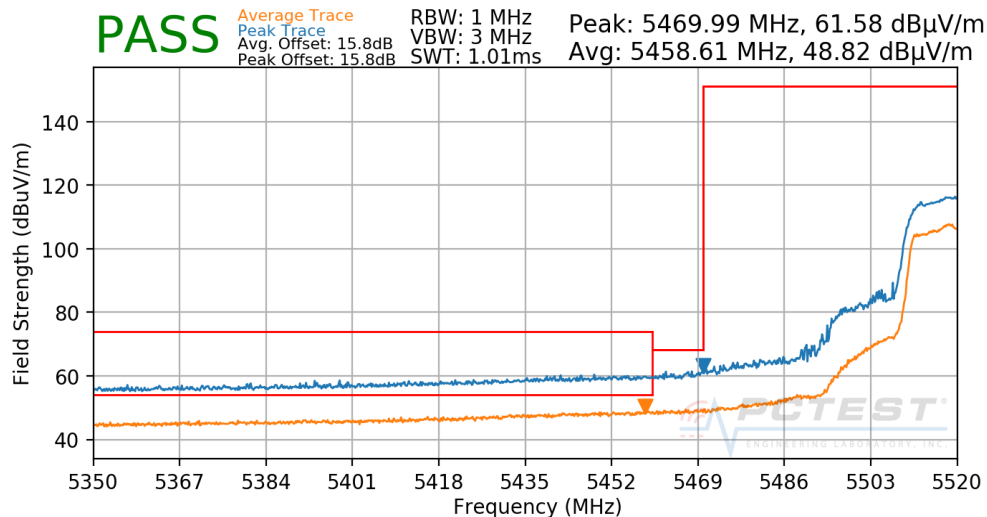
All rights reserved. Unless otherwise specified, no part of this report may be reproduced or utilized in any part, form or by any means, electronic or mechanical, including photocopying and microfilm, without permission in writing from PCTEST. If you have any questions about this international copyright or have an enquiry about obtaining additional rights to this report or assembly of contents thereof, please contact [INFO@PCTEST.COM](mailto:INFO@PCTEST.COM).

Worst Case Mode: 802.11n  
 Worst Case Transfer Rate: MCS0  
 Distance of Measurements: 3 Meters  
 Operating Frequency: 5500MHz  
 Channel: 100



**Plot 7-236. Radiated Lower Band Edge Plot SISO CORE1 (UNII Band 2C)**

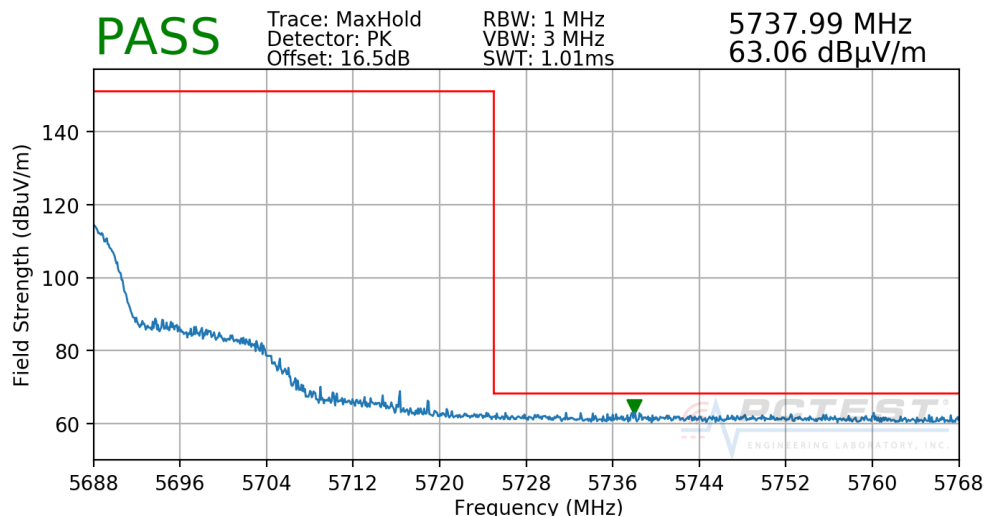
Worst Case Mode: 802.11n  
 Worst Case Transfer Rate: MCS0  
 Distance of Measurements: 3 Meters  
 Operating Frequency: 5520MHz  
 Channel: 104



**Plot 7-237. Radiated Upper Band Edge Plot SISO CORE1 (Peak - UNII Band 2C)**

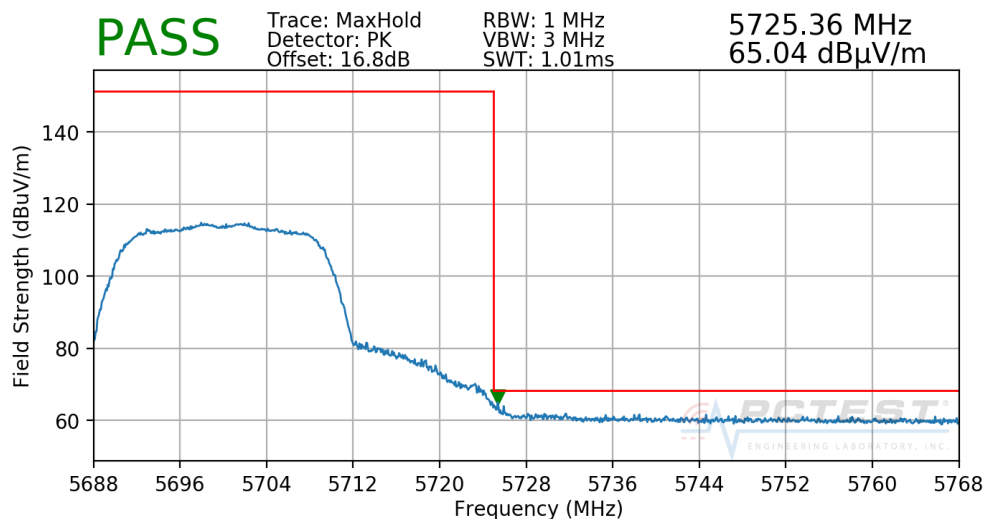
FCC ID: BCGA2068		MEASUREMENT REPORT (CERTIFICATION)	Approved by: Quality Manager
Test Report S/N: 1C1912170051-12.BCG	Test Dates: 12/10/2019 - 02/11/2020	EUT Type: Tablet Device	Page 175 of 208

Worst Case Mode: 802.11n  
Worst Case Transfer Rate: MCS0  
Distance of Measurements: 3 Meters  
Operating Frequency: 5680MHz  
Channel: 136



**Plot 7-238. Radiated Upper Band Edge Plot SISO CORE1 (Peak – UNII Band 2C)**

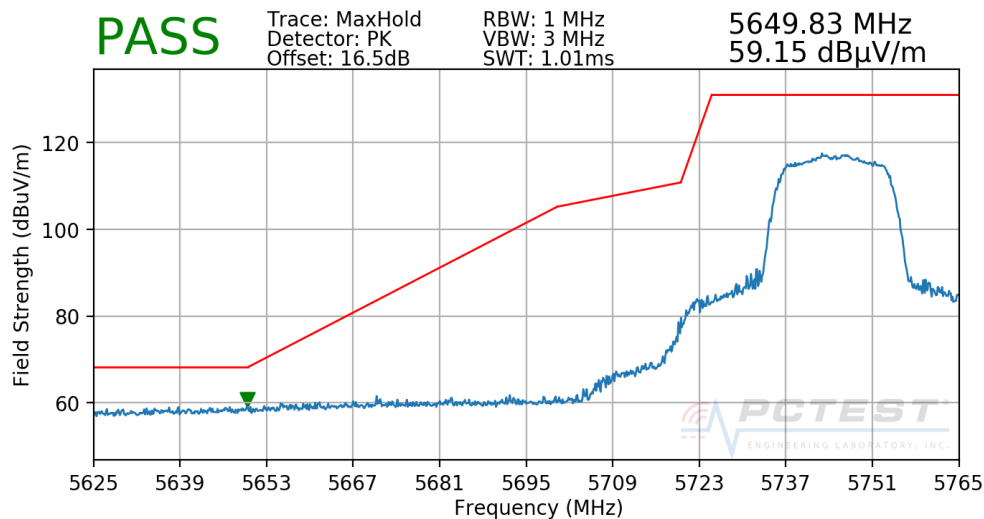
Worst Case Mode: 802.11n  
Worst Case Transfer Rate: MCS0  
Distance of Measurements: 3 Meters  
Operating Frequency: 5700MHz  
Channel: 140



**Plot 7-239. Radiated Upper Band Edge Plot SISO CORE1 (Peak – UNII Band 2C)**

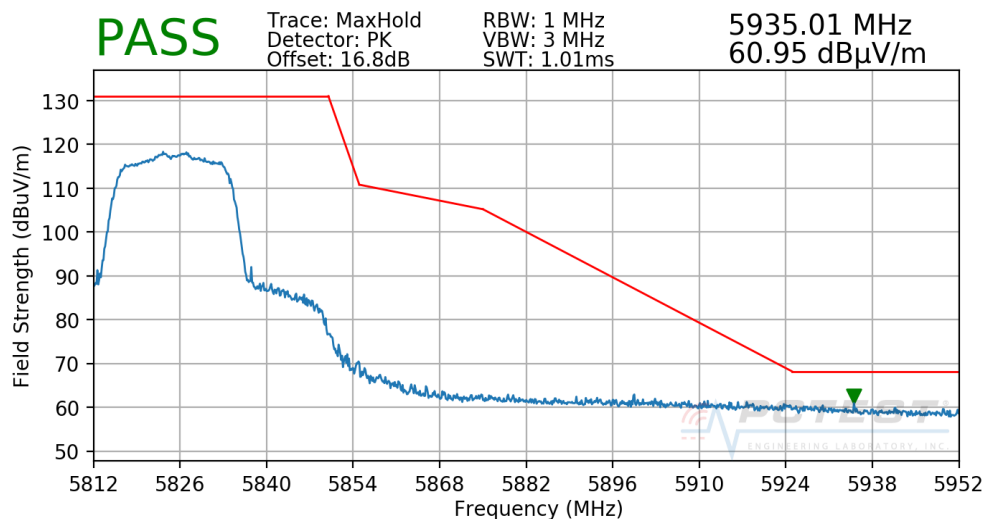
FCC ID: BCGA2068	 <b>MEASUREMENT REPORT (CERTIFICATION)</b>		Approved by: Quality Manager
Test Report S/N: 1C1912170051-12.BCG	Test Dates: 12/10/2019 - 02/11/2020	EUT Type: Tablet Device	Page 176 of 208

Worst Case Mode: 802.11n  
 Worst Case Transfer Rate: MCS0  
 Distance of Measurements: 3 Meters  
 Operating Frequency: 5745MHz  
 Channel: 149



**Plot 7-240. Radiated Lower Band Edge Plot SISO CORE1 (Peak – UNII Band 3)**

Worst Case Mode: 802.11n  
 Worst Case Transfer Rate: MCS0  
 Distance of Measurements: 3 Meters  
 Operating Frequency: 5825MHz  
 Channel: 165



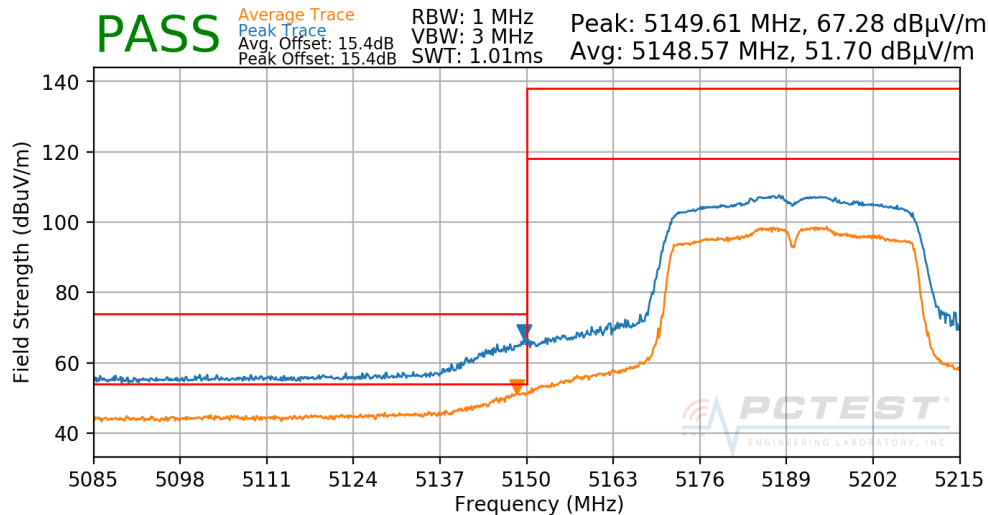
**Plot 7-241. Radiated Upper Band Edge Plot SISO CORE1 (Peak – UNII Band 3)**

FCC ID: BCGA2068		MEASUREMENT REPORT (CERTIFICATION)	Approved by: Quality Manager
Test Report S/N: 1C1912170051-12.BCG	Test Dates: 12/10/2019 - 02/11/2020	EUT Type: Tablet Device	Page 177 of 208

## 7.6.8 SISO Core-1 Radiated Band Edge Measurements (40MHz BW)

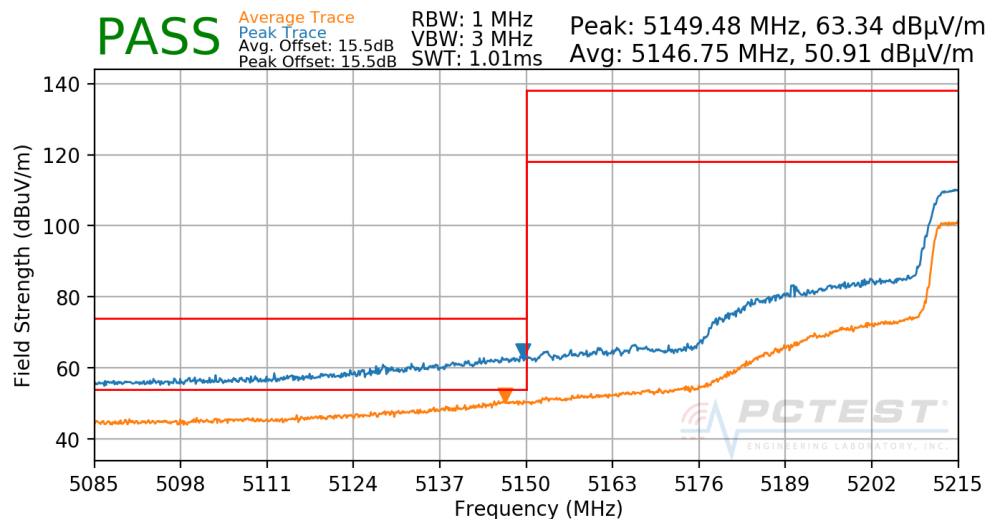
§15.407(b.1)(b.2) §15.205 §15.209; RSS-Gen [8.9]

Worst Case Mode:	802.11n
Worst Case Transfer Rate:	MCS0
Distance of Measurements:	3 Meters
Operating Frequency:	5190MHz
Channel:	38



Plot 7-242. Radiated Lower Band Edge Plot SISO CORE1 (UNII Band 1)

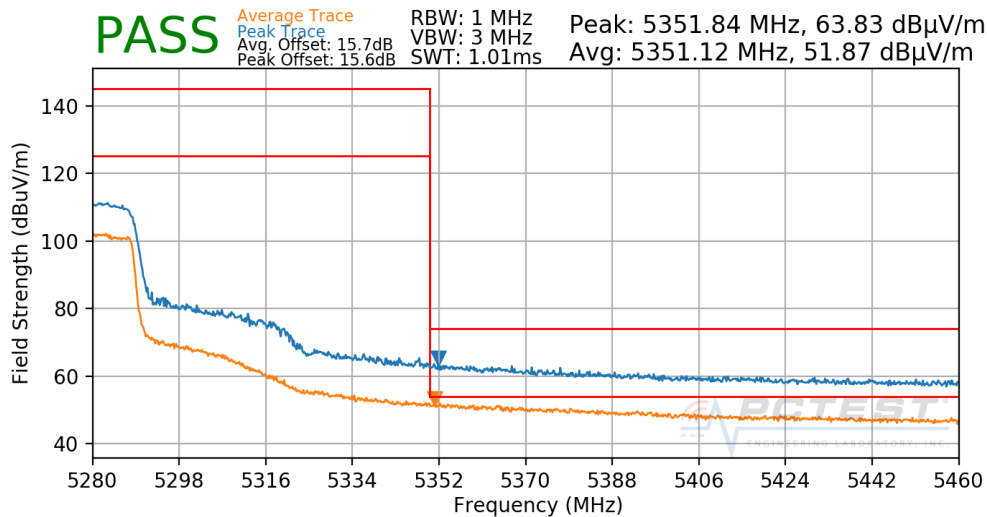
Worst Case Mode:	802.11n
Worst Case Transfer Rate:	MCS0
Distance of Measurements:	3 Meters
Operating Frequency:	5230MHz
Channel:	46



Plot 7-243. Radiated Lower Band Edge Plot SISO CORE1 (UNII Band 1)

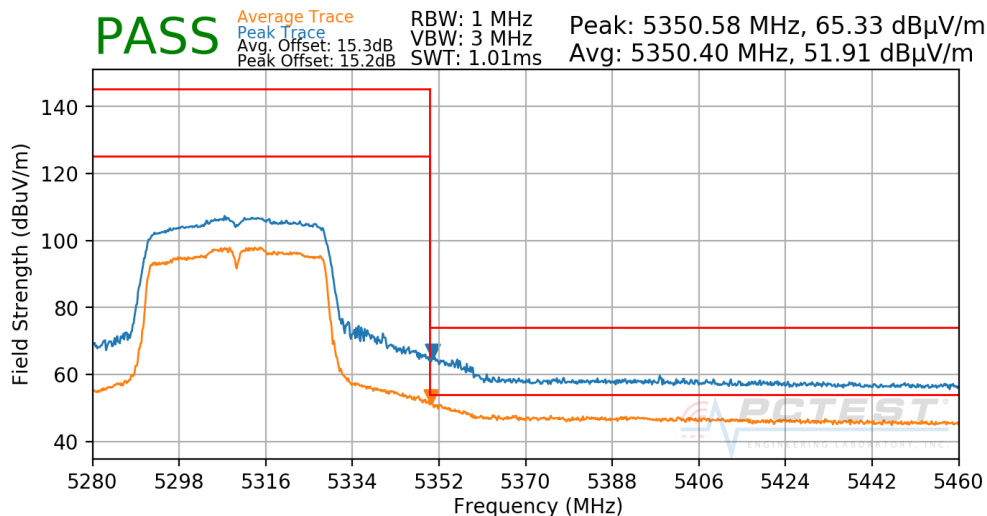
FCC ID: BCGA2068		MEASUREMENT REPORT (CERTIFICATION)	Approved by: Quality Manager
Test Report S/N: 1C1912170051-12.BCG	Test Dates: 12/10/2019 - 02/11/2020	EUT Type: Tablet Device	Page 178 of 208

Worst Case Mode: 802.11n  
 Worst Case Transfer Rate: MCS0  
 Distance of Measurements: 3 Meters  
 Operating Frequency: 5270MHz  
 Channel: 54



**Plot 7-244. Radiated Upper Band Edge Plot SISO CORE1 (UNII Band 2A)**

Worst Case Mode: 802.11n  
 Worst Case Transfer Rate: MCS0  
 Distance of Measurements: 3 Meters  
 Operating Frequency: 5310MHz  
 Channel: 62

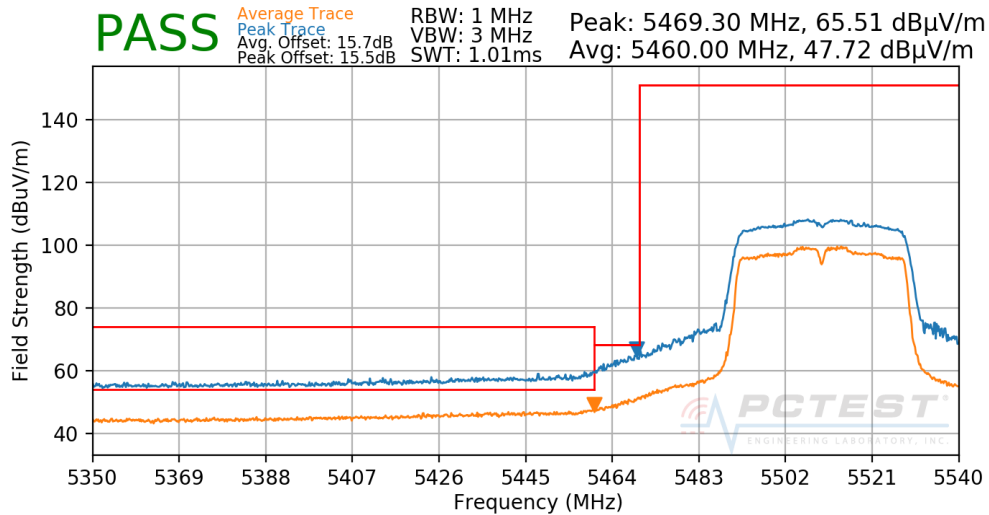


**Plot 7-245. Radiated Upper Band Edge Plot SISO CORE1 (UNII Band 2A)**

FCC ID: BCGA2068		MEASUREMENT REPORT (CERTIFICATION)	Approved by: Quality Manager
Test Report S/N: 1C1912170051-12.BCG	Test Dates: 12/10/2019 - 02/11/2020	EUT Type: Tablet Device	Page 179 of 208

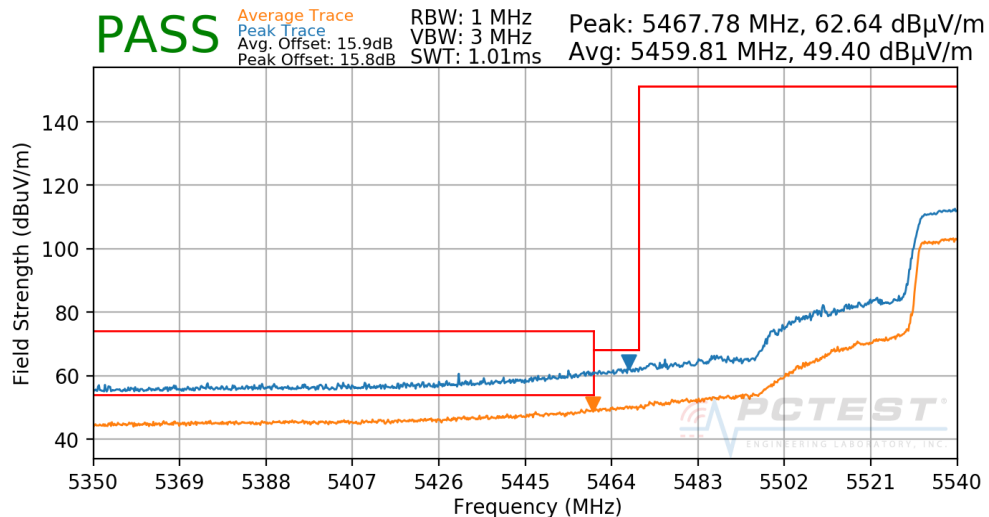


Worst Case Mode: 802.11n  
Worst Case Transfer Rate: MCS0  
Distance of Measurements: 3 Meters  
Operating Frequency: 5510MHz  
Channel: 102



Plot 7-246. Radiated Lower Band Edge Plot SISO CORE1 (UNII Band 2C)

Worst Case Mode: 802.11n  
Worst Case Transfer Rate: MCS0  
Distance of Measurements: 3 Meters  
Operating Frequency: 5550MHz  
Channel: 110



Plot 7-247. Radiated Upper Band Edge Plot SISO CORE1 (Peak - UNII Band 2C)

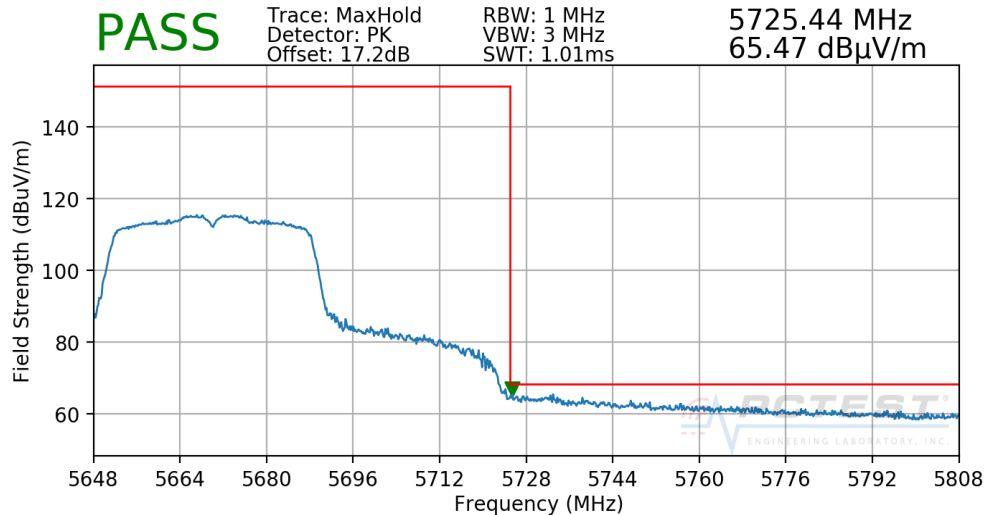
FCC ID: BCGA2068		MEASUREMENT REPORT (CERTIFICATION)	Approved by: Quality Manager
Test Report S/N: 1C1912170051-12.BCG	Test Dates: 12/10/2019 - 02/11/2020	EUT Type: Tablet Device	Page 180 of 208

© 2020 PCTEST

V 9.5 12/16/2019

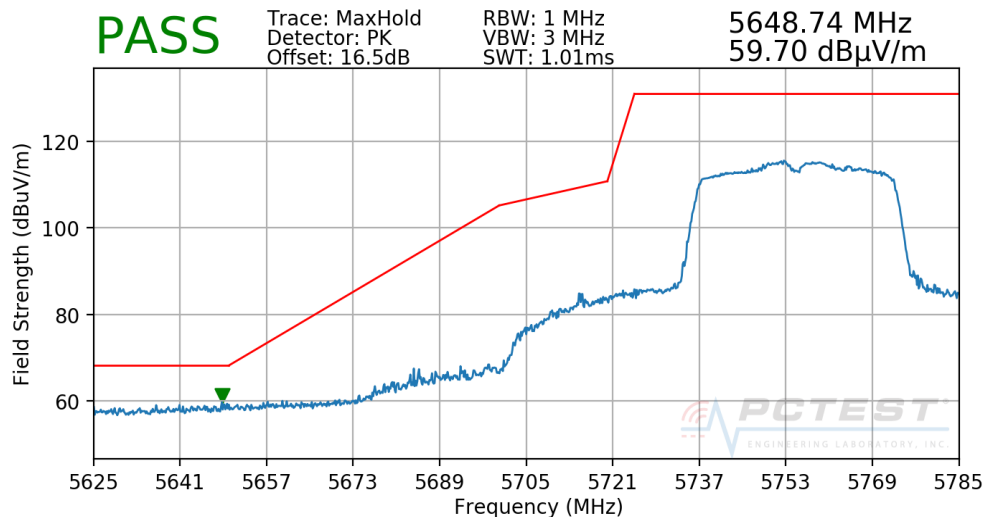
All rights reserved. Unless otherwise specified, no part of this report may be reproduced or utilized in any part, form or by any means, electronic or mechanical, including photocopying and microfilm, without permission in writing from PCTEST. If you have any questions about this international copyright or have an enquiry about obtaining additional rights to this report or assembly of contents thereof, please contact [INFO@PCTEST.COM](mailto:INFO@PCTEST.COM).

Worst Case Mode: 802.11n  
 Worst Case Transfer Rate: MCS0  
 Distance of Measurements: 3 Meters  
 Operating Frequency: 5670MHz  
 Channel: 134



**Plot 7-248. Radiated Upper Band Edge Plot SISO CORE1 (Peak - UNII Band 2C)**

Worst Case Mode: 802.11n  
 Worst Case Transfer Rate: MCS0  
 Distance of Measurements: 3 Meters  
 Operating Frequency: 5755MHz  
 Channel: 151



**Plot 7-249. Radiated Lower Band Edge Plot SISO CORE1 (Peak – UNII Band 3)**

FCC ID: BCGA2068	 <b>MEASUREMENT REPORT (CERTIFICATION)</b>		Approved by: Quality Manager
Test Report S/N: 1C1912170051-12.BCG	Test Dates: 12/10/2019 - 02/11/2020	EUT Type: Tablet Device	Page 181 of 208