


10. SETUP PHOTOS

RADIATED EMISSION BELOW 30 MHz

RADIATED EMISSIONS BELOW 30MHz (Front - Standby)



RADIATED EMISSIONS BELOW 30MHz (Back- Standby)




OPERATING

RADIATED EMISSIONS BELOW 30MHz (Front – With Watch)



RADIATED EMISSIONS BELOW 30MHz (Back - With Watch)



RADIATED EMISSIONS ABOVE 30 MHz (FRONT - STANDBY)



RADIATED EMISSIONS ABOVE 30 MHz (BACK - STANDBY)



OPERATING

RADIATED EMISSIONS ABOVE 30 MHz (Front – With Watch)



RADIATED EMISSIONS ABOVE 30 MHz (Back – With Watch)



AC LINE CONDUCTED EMISSIONS MEASUREMENT SETUP (STANDBY MODE)

Front



Back



AC LINE CONDUCTED EMISSIONS MEASUREMENT SETUP (CHARGING MODE)

Front- With Watch



Back – With Watch




AC LINE CONDUCTED EMISSIONS MEASUREMENT SETUP (STANDBY MODE POWERED BY PC)

Front



Back




AC LINE CONDUCTED EMISSIONS MEASUREMENT SETUP (CHARGING MODE POWERED BY PC)

Front- With Watch



Back – With Watch



END OF REPORT