


## 10. SETUP PHOTOS

### RADIATED EMISSION BELOW 30 MHz

RADIATED EMISSIONS BELOW 30MHz (Front - Standby)




RADIATED EMISSIONS BELOW 30MHz (Back - Standby)



**OPERATING**

RADIATED EMISSIONS BELOW 30MHz (Front – With Watch)



RADIATED EMISSIONS BELOW 30MHz (Back - With Watch)




**RADIATED EMISSION ABOVE 30 MHz**

RADIATED EMISSIONS ABOVE 30 MHz (FRONT - STANDBY)



RADIATED EMISSIONS ABOVE 30 MHz (BACK - STANDBY)




**OPERATING**

RADIATED EMISSIONS ABOVE 30 MHz (Front – With Watch)



RADIATED EMISSIONS ABOVE 30 MHz (Back – With Watch)






**AC LINE CONDUCTED EMISSIONS MEASUREMENT SETUP (STANDBY MODE)**

Front



Back



**AC LINE CONDUCTED EMISSIONS MEASUREMENT SETUP (CHARGING MODE)**

Front- With Watch



Back – With Watch



**END OF REPORT**