

TEST SETUP PHOTOS

Report Number: 12750204-EP1V1

1. SCOPE


The purpose of this document is to show test setup diagrams and photos for the following reports

| Reports |
|----------|
| 12750204 |
| |
| |
| |

2. SETUP PHOTOS

2.1.1. 2.4 (BT/BLE) TECHNOLOGIES


ANTENNA PORT AND AC LINE CONDUCTED SETUP



RF ANTENNA PORT CONDUCTED




AC LINE CONDUCTED FRONT









AC LINE CONDUCTED BACK




AC LINE CONDUCTED WITH HOST FRONT




AC LINE CONDUCTED WITH HOST BACK


RADIATED RF MEASUREMENT SETUP**FCC BELOW 1GHz FRONT****FCC BELOW 1GHz BACK****ABOVE 1GHz X FRONT****ABOVE 1GHz X BACK****ABOVE 1GHz Y FRONT****ABOVE 1GHz Y BACK**



ABOVE 1GHz Z FRONT



ABOVE 1GHz Z BACK



FCC BELOW 30MHz FRONT



FCC BELOW 30MHz BACK