

**MEASUREMENT REPORT**  
**FCC PART 15.407 / ISSED RSS-247 DFS****Applicant Name:**

Apple Inc.  
One Apple Park Way  
Cupertino, CA 95014  
United States

**Date of Testing:**

07/26/2018 - 10/12/2018

**Test Site/Location:**

PCTEST Lab. Morgan Hill, CA, USA

**Test Report Serial No.:**

1C1806050011-09.BCG

**FCC ID:**

**BCGA2014**

**IC:**

**579C-A2014**

**APPLICANT:**

**Apple Inc.**

**Application Type:**

Certification

**Mode/HVIN:**

A2014

**EUT Type:**

Client Only Device, No Radar Detection Capability

**Max. RF Output Power:**

91.833 mW (19.63 dBm) Conducted  
(802.11n UNII Band 2A)

82.035 mW (19.14 dBm) Conducted  
(802.11n UNII Band 2C)

**Frequency Range:**

5250 – 5350 MHz (UNII-2A Band)

5470 – 5725 MHz (UNII-2C Band)

**FCC Classification:**

Unlicensed National Information Infrastructure (UNII)

**Test Procedure(s):**

KDB 905462 D02 v02

This equipment has been shown to be capable of compliance with the applicable technical standards as indicated in the measurement report and was tested in accordance with the measurement procedures specified in KDB 905462 D02 v02 Compliance Measurement Procedures for Unlicensed-National Information Infrastructure Devices Operating in the 5.25 – 5.35 GHz and 5.47 – 5.725 GHz Bands Incorporating Dynamic Frequency Selection. Test results reported herein relate only to the item(s) tested.

I attest to the accuracy of data. All measurements reported herein were performed by me or were made under my supervision and are correct to the best of my knowledge and belief. I assume full responsibility for the completeness of these measurements and vouch for the qualifications of all persons taking them.

  
Randy Orlanez  
President

|  |   |   |  |
|--|---|---|--|
| <b>FCC ID:</b> BCGA2014                        |  | <b>MEASUREMENT REPORT<br/>(CERTIFICATION)</b> | <b>Approved by:</b><br>Quality Manager |
| <b>Test Report S/N:</b><br>1C1806050011-09.BCG | <b>Test Dates:</b><br>07/26/2018 - 10/12/2018                                       | <b>EUT Type:</b><br>Tablet Device             | Page 1 of 41                           |

# TABLE OF CONTENTS

|      |   |    |
|------|---|----|
| 1.0  | INTRODUCTION .....                                    | 3  |
| 1.1  | Scope .....   | 3  |
| 1.2  | Evaluation Procedure .....                            | 3  |
| 1.3  | Summary of Test Results .....                         | 3  |
| 2.0  | PRODUCT INFORMATION.....                              | 5  |
| 2.1  | Equipment Description .....                           | 5  |
| 2.2  | EUT Capabilities.....                                 | 5  |
| 2.3  | Modifications .....                                   | 5  |
| 3.0  | DESCRIPTION OF DYNAMIC FREQUENCY SELECTION TEST ..... | 6  |
| 3.1  | Applicability .....                                   | 6  |
| 3.2  | Requirements .....                                    | 7  |
| 3.3  | DFS Detection Threshold Values .....                  | 9  |
| 3.4  | Parameters of DFS Test Signals .....                  | 9  |
| 3.5  | System Overview and Procedure .....                   | 11 |
| 4.0  | TEST EQUIPMENT AND SOFTWARE .....                     | 12 |
| 5.0  | EUT TEST SETUP .....                                  | 13 |
| 6.0  | TRAFFIC SIGNALS .....                                 | 17 |
| 7.0  | TEST RESULTS - Channel loading.....                   | 19 |
| 7.1  | Channel Loading Mode1/Mode2: .....                    | 19 |
| 7.2  | Channel Loading Mode3/Mode4: .....                    | 22 |
| 8.0  | TEST RESULTS - Move Time and Aggregate Time .....     | 25 |
| 8.1  | Move Time and Aggregate Time Mode 1: .....            | 25 |
| 8.2  | Move Time and Aggregate Time Mode 2: .....            | 27 |
| 8.3  | Move Time and Aggregate Time Mode 3: .....            | 29 |
| 8.4  | Move Time and Aggregate Time Mode 4: .....            | 31 |
| 9.0  | TEST RESULTS - Client Beacon test (10 Minutes) .....  | 33 |
| 9.1  | Monitoring 10 minutes Mode 1: .....                   | 33 |
| 9.2  | Monitoring 10 minutes Mode 2: .....                   | 35 |
| 9.3  | Monitoring 10 minutes Mode 3: .....                   | 37 |
| 9.4  | Monitoring 10 minutes Mode 4: .....                   | 39 |
| 10.0 | CONCLUSION.....                                       | 41 |

|   |   |                                       |                                 |
|---|---|---------------------------------------|---------------------------------|
| FCC ID: BCGA2014                        |  | MEASUREMENT REPORT<br>(CERTIFICATION) | Approved by:<br>Quality Manager |
| Test Report S/N:<br>1C1806050011-09.BCG | Test Dates:<br>07/26/2018 - 10/12/2018  | EUT Type:<br>Tablet Device            | Page 2 of 41                    |

## 1.0 INTRODUCTION

### 1.1 Scope

This report has been prepared to demonstrate compliance with the requirements for Dynamic Frequency Selection (DFS) as stated in KDB 905462 D02 v02. Testing was performed on the **Apple Tablet Device FCC ID: BCGA2014**. As of July 20, 2007, all devices operating in the 5250 – 5350 MHz and/or the 5470 – 5725 MHz bands (excluding 5600-5650MHz for ISED Canada) must comply with the DFS requirements. As the EUT does not have radar detection capability it was evaluated as a Client Only Device. All test results reported herein are applicable to the sample selected for testing. The unit used for testing was supplied by Apple Inc.

### 1.2 Evaluation Procedure

Conducted test methodology was used for the DFS evaluation procedure of the EUT. No deviations to the test procedure and test methods occurred during the evaluation of the EUT.

### 1.3 Summary of Test Results

The EUT was found to be compliant with the requirements for DFS as required for a Client Device per Part 15.407(h), RSS-247 and KDB 905462 D02 v02. The following table lists the measured parameters. The actual data and plots can be found in Section 5 and 6 of this report.

|   |   |                                       |                                 |
|---|---|---------------------------------------|---------------------------------|
| FCC ID: BCGA2014                        |  | MEASUREMENT REPORT<br>(CERTIFICATION) | Approved by:<br>Quality Manager |
| Test Report S/N:<br>1C1806050011-09.BCG | Test Dates:<br>07/26/2018 - 10/12/2018  | EUT Type:<br>Tablet Device            | Page 3 of 41                    |

|   | Mode                  | Parameter                         | Measured   |  |  | Limit  | Result |
|---|-----------------------|-----------------------------------|--|--|--|--|--------|
|   |                       |                                   | 20MHz Bandwidth                                      | 40MHz Bandwidth                                      | 80MHz Bandwidth                                      |  |        |
| 5470 – 5725 MHz<br>(excluding 5600-5650MHz for ISED Canada)<br>UNII – 2C Band | 1<br>Client Mode      | Channel Move Time                 | 0.268 s  | 0.026 s  | 0.145 s  | 10 seconds   | Pass   |
|   |                       | Channel Closing Transmission Time | < 200ms + 0.630 ms (aggregate)                       | < 200ms + 0.000 ms (aggregate)                       | < 200ms + 0.000 ms (aggregate)                       | 200 ms + aggregate of 60ms over remaining 10 second period | Pass   |
|   |                       | Client beacon test                | Monitored for 10 minutes with no client transmission | Monitored for 10 minutes with no client transmission | Monitored for 10 minutes with no client transmission | No client transmission occurred                            | Pass   |
|   | 2<br>Client to Client | Channel Move Time                 | 0.238 s  | 0.243 s  | 0.143 s  | 10 seconds   | Pass   |
|   |                       | Channel Closing Transmission Time | < 200ms + 6.935 ms (aggregate)                       | < 200ms + 0.122 ms (aggregate)                       | < 200ms + 0.000 ms (aggregate)                       | 200 ms + aggregate of 60ms over remaining 10 second period | Pass   |
|   |                       | Client beacon test                | Monitored for 10 minutes with no client transmission | Monitored for 10 minutes with no client transmission | Monitored for 10 minutes with no client transmission | No client transmission occurred                            | Pass   |
|   | 3<br>Peer to Peer     | Channel Move Time                 | 0.146 s  | 0.155 s  | 0.134 s  | 10 seconds   | Pass   |
|   |                       | Channel Closing Transmission Time | < 200ms + 0.000 ms (aggregate)                       | < 200ms + 0.000 ms (aggregate)                       | < 200ms + 0.000 ms (aggregate)                       | 200 ms + aggregate of 60ms over remaining 10 second period | Pass   |
|   |                       | Client beacon test                | Monitored for 10 minutes with no client transmission | Monitored for 10 minutes with no client transmission | Monitored for 10 minutes with no client transmission | No client transmission occurred                            | Pass   |
|   | 4<br>Peer to Peer     | Channel Move Time                 | 0.090 s  | 0.187 s  | 0.219 s  | 10 seconds   | Pass   |
|   |                       | Channel Closing Transmission Time | < 200ms + 0.000 ms (aggregate)                       | < 200ms + 0.000 ms (aggregate)                       | < 200ms + 0.000 ms (aggregate)                       | 200 ms + aggregate of 60ms over remaining 10 second period | Pass   |
|   |                       | Client beacon test                | Monitored for 10 minutes with no client transmission | Monitored for 10 minutes with no client transmission | Monitored for 10 minutes with no client transmission | No client transmission occurred                            | Pass   |

|   |   |                            |                                 |
|---|---|----------------------------|---------------------------------|
| FCC ID: BCGA2014                        |  <b>MEASUREMENT REPORT (CERTIFICATION)</b> |                            | Approved by:<br>Quality Manager |
| Test Report S/N:<br>1C1806050011-09.BCG | Test Dates:<br>07/26/2018 - 10/12/2018  | EUT Type:<br>Tablet Device | Page 4 of 41                    |

## 2.0 PRODUCT INFORMATION

### 2.1 Equipment Description

The Client is the **Apple Tablet Device FCC ID: BCGA2014 / IC: 579C-A2014**

**Mode of Operation:**

|   |                                     |
|---|-------------------------------------|
| <b>Master Device</b>                      | <input type="checkbox"/>            |
| <b>Client Device (No radar detection)</b> | <input checked="" type="checkbox"/> |
| <b>Client Device with Radar Detection</b> | <input type="checkbox"/>            |

| Parameters of Client: |  |
|-----------------------|--|
| Frequency             | 5250 – 5350 MHz, 5470 – 5725 MHz (FCC)<br>5250 – 5350 MHz, 5470 – 5600 MHz, 5650 – 5725MHz (ISED Canada) |
| Max Output Power:     | 91.833 mW (19.63 dBm) (802.11n UNII Band 2A MIMO)<br>82.035 mW (19.14 dBm) (802.11n UNII Band 2C MIMO)   |
| Max Antenna Gain      | 3.56 dBi (UNII Band 2A - MIMO)<br>4.61 dBi (UNII Band 2C - MIMO)   |
| Max EIRP Level:       | 23.20 dBm (UNII Band 2A - MIMO)<br>23.75 dBm (UNII Band 2C - MIMO)                                       |
| Modulation:           | OFDM   |
| Channel Bandwidth:    | 20, 40, 80 MHz   |
| EUT Software version  | 16B64  |

**Table 2-1. Parameters of EUT**

**Test Device Serial No.:** DLXX303FKNQK, DLXX502EKYD1

| Parameters of Master:         |             |
|-------------------------------|-------------|
| Minimum Antenna Gain          | 1.4 dBi     |
| EIRP Level:                   | >23 dBm     |
| Access Point Software Version | 7.7.4f0 dev |

**Table 2-2. Parameters of Master**


### 2.2 EUT Capabilities

This device contains the following capabilities:

850/1900 GSM/GPRS/EDGE, 850/1700/1900 WCDMA/HSPA, Multi-band LTE, 802.11b/g/n WLAN, 802.11a/n/ac UNII, Bluetooth (1x, EDR, LE, HDR4, HDR8)

### 2.3 Modifications

No modifications to the EUT were required to comply with the DFS specifications.

|  |   |                                   |  |
|--|---|-----------------------------------|--|
| <b>FCC ID:</b> BCGA2014                        |  <b>MEASUREMENT REPORT<br/>(CERTIFICATION)</b> |                                   | <b>Approved by:</b><br>Quality Manager |
| <b>Test Report S/N:</b><br>1C1806050011-09.BCG | <b>Test Dates:</b><br>07/26/2018 - 10/12/2018   | <b>EUT Type:</b><br>Tablet Device | Page 5 of 41                           |

## 3.0 DESCRIPTION OF DYNAMIC FREQUENCY SELECTION TEST

### 3.1 Applicability

The following table from KDB 905462 D02 v02 lists the applicable requirements for the DFS testing. The device evaluated in this report is considered a client device without radar detection capability.

| Requirement                     | Operational Mode |                                |                             |
|---------------------------------|------------------|--------------------------------|-----------------------------|
|                                 | Master           | Client Without Radar Detection | Client with Radar Detection |
| Non-Occupancy Period            | Yes              | Not required                   | Yes                         |
| DFS Detection Threshold         | Yes              | Not required                   | Yes                         |
| Channel Availability Check Time | Yes              | Not required                   | Not required                |
| Uniform Spreading               | Yes              | Not required                   | Not required                |
| U-NII Detection Bandwidth       | Yes              | Not required                   | Yes                         |

Table 3-1. DFS Applicability

| Requirement                       | Operational Mode |                                |                             |
|-----------------------------------|------------------|--------------------------------|-----------------------------|
|                                   | Master           | Client Without Radar Detection | Client With Radar Detection |
| DFS Detection Threshold           | Yes              | Not required                   | Yes                         |
| Channel Closing Transmission Time | Yes              | Yes                            | Yes                         |
| Channel Move Time                 | Yes              | Yes                            | Yes                         |
| U-NII Detection Bandwidth         | Yes              | Not required                   | Yes                         |
| Client Beacon Test                | N/A              | Yes                            | Yes                         |

Table 3-2. DFS Applicability During Normal Operation

|   |   |                            |                                 |
|---|---|----------------------------|---------------------------------|
| FCC ID: BCGA2014                        |  <b>MEASUREMENT REPORT<br/>(CERTIFICATION)</b> |                            | Approved by:<br>Quality Manager |
| Test Report S/N:<br>1C1806050011-09.BCG | Test Dates:<br>07/26/2018 - 10/12/2018  | EUT Type:<br>Tablet Device | Page 6 of 41                    |

## 3.2 Requirements

Per KDB 905462 D02 v02 the following are the requirements for Client Devices:

- a) A Client Device will not transmit before having received appropriate control signals from a Master Device.
- b) A Client Device will stop all its transmissions whenever instructed by a Master Device to which it is associated and will meet the Channel Move Time and Channel Closing Transmission Time requirements. The Client Device will not resume any transmissions until it has again received control signals from a Master Device.
- c) If a Client Device is performing In-Service Monitoring and detects a Radar Waveform above the DFS Detection Threshold, it will inform the Master Device. This is equivalent to the Master Device detecting the Radar Waveform and d) through f) of section 5.1.1 apply.
- d) Irrespective of Client Device or Master Device detection the Channel Move Time and Channel Closing Transmission Time requirements remain the same.

|  |   |   |  |
|--|---|---|--|
| <b>FCC ID:</b> BCGA2014                        |  | <b>MEASUREMENT REPORT<br/>(CERTIFICATION)</b> | <b>Approved by:</b><br>Quality Manager |
| <b>Test Report S/N:</b><br>1C1806050011-09.BCG | <b>Test Dates:</b><br>07/26/2018 - 10/12/2018                                       | <b>EUT Type:</b><br>Tablet Device             | Page 7 of 41                           |

Channel Move Time and Channel Closing Transmission Time requirements are listed in the following table.

| Parameter   | Value  |
|---|--|
| Non-occupancy period  | Minimum 30 minutes   |
| Channel Availability Check Time   | 60 seconds   |
| Channel Move Time   | 10 seconds<br>See Note 1.  |
| Channel Closing Transmission Time   | 200 milliseconds + an aggregate of 60 milliseconds over remaining 10 second period.<br>See Note 1 and 2. |
| U-NII Detection Bandwidth   | Minimum 100% of the U- NII 99% transmission power bandwidth. See Note 3.                                 |
| <p><b>Note 1: The instant that the Channel Move Time and the Channel Closing Transmission Time begins is as follows:</b></p> <ul style="list-style-type: none"> <li>• For the Short Pulse Radar Test Signals this instant is the end of the Burst.</li> <li>• For the Frequency Hopping radar Test Signal, this instant is the end of the last radar Burst generated.</li> <li>• For the Long Pulse Radar Test Signal this instant is the end of the 12 second period defining the Radar Waveform.</li> </ul> <p><b>Note 2: The Channel Closing Transmission Time is comprised of 200 milliseconds starting at the beginning of the Channel Move Time plus any additional intermittent control signals required to facilitate a Channel move (an aggregate of 60 milliseconds) during the remainder of the 10 second period. The aggregate duration of control signals will not count quiet periods in between transmissions.</b></p> <p><b>Note 3: During the U-NII Detection Bandwidth detection test, radar type 0 is used and for each frequency step the minimum percentage of detection is 90 percent. Measurements are performed with no data traffic.</b></p> |  |

**Table 3-3: DFS Response Requirements**

|   |   |                            |                                 |
|---|---|----------------------------|---------------------------------|
| FCC ID: BCGA2014                        |  <b>MEASUREMENT REPORT<br/>(CERTIFICATION)</b> |                            | Approved by:<br>Quality Manager |
| Test Report S/N:<br>1C1806050011-09.BCG | Test Dates:<br>07/26/2018 - 10/12/2018  | EUT Type:<br>Tablet Device | Page 8 of 41                    |



### 3.3 DFS Detection Threshold Values

The DFS detection thresholds are defined for Master devices and Client Devices with In-service monitoring. These detection thresholds are listed in the following table.

| Maximum Transmit Power   | Value<br>(See Notes 1 and 2) |
|--|------------------------------|
| ≥ 200 milliwatt  | -64 dBm                      |
| < 200 milliwatt  | -62 dBm                      |
| <p>Note 1: This is the level at the input of the receiver assuming a 0 dBi receive antenna.</p> <p>Note 2: Throughout these test procedures an additional 1 dB has been added to the amplitude of the test transmission waveforms to account for variations in measurement equipment. This will ensure that the test signal is at or above the detection threshold level to trigger a DFS response.</p> <p>Note 3: For this test, the radiated output power of the Master Unit is greater than 23 dBm. Hence, DFS Detection Threshold Value was set to -64dBm.</p> |                              |

**Table 3-4: Detection Thresholds for Master Devices and Client Devices with Radar Detection**

### 3.4 Parameters of DFS Test Signals

As the EUT is a Client Device with no Radar Detection only one type radar pulse is required for the testing. Radar Pulse type 0 was used in the evaluation of the Client device for the purpose of measuring the Channel Move Time and the Channel Closing Transmission Time. Table 3-5 lists the parameters for the Short Pulse Radar Waveforms. A plot of the Radar Pulse Type 0 used for testing is included in Section 7.0 of this report.

| Radar Type   | Pulse Width (μsec) | PRI (μsec)  | Number of Pulses   | Minimum Percentage of Successful Detection | Minimum Number of Trials |
|--|--------------------|---|--|--|--------------------------|
| 0  | 1                  | 1428  | 18   | See Note 1                                 | See Note 1               |
| 1  | 1                  | <p>Test A: 15 unique PRI values randomly selected from the list of 23 PRI values in Table 5a</p> <p>Test B: 15 unique PRI values randomly selected within the range of 518-3066 μsec, with a minimum increment of 1 μsec, excluding PRI values selected in Test A</p> | $\text{Roundup} \left\{ \left( \frac{1}{360} \right) \cdot \left( \frac{19 \cdot 10^6}{\text{PRI}_{\mu\text{sec}}} \right) \right\}$ | 60%  | 30                       |
| 2  | 1-5                | 150-230   | 23-29  | 60%  | 30                       |
| 3  | 6-10               | 200-500   | 16-18  | 60%  | 30                       |
| 4  | 11-20              | 200-500   | 12-16  | 60%  | 30                       |
| Aggregate (Radar Types 1-4)  |                    |   |  | 80%  | 120                      |
| <p><b>Note 1:</b> Short Pulse Radar Type 0 should be used for the detection bandwidth test, channel move time, and channel closing time tests.</p> |                    |   |  |  |                          |

**Table 3-5: Parameters for Short Pulse Radar Waveforms**

|   |   |                            |                                 |
|---|---|----------------------------|---------------------------------|
| FCC ID: BCGA2014                        |  <b>MEASUREMENT REPORT<br/>(CERTIFICATION)</b> |                            | Approved by:<br>Quality Manager |
| Test Report S/N:<br>1C1806050011-09.BCG | Test Dates:<br>07/26/2018 - 10/12/2018  | EUT Type:<br>Tablet Device | Page 9 of 41                    |

| Radar Type | Pulse Width (μsec) | Chirp Width (MHz) | PRI (μsec) | Number of Pulses per Burst | Number of Bursts | Minimum Percentage of Successful Detection | Minimum Number of Trials |
|------------|--------------------|-------------------|------------|----------------------------|------------------|--|--------------------------|
| 5          | 50 - 100           | 5 - 20            | 5 – 20     | 1 - 3                      | 8 - 20           | 80%  | 30                       |

**Table 3-6. Parameters for Long Pulse Radar Waveforms**

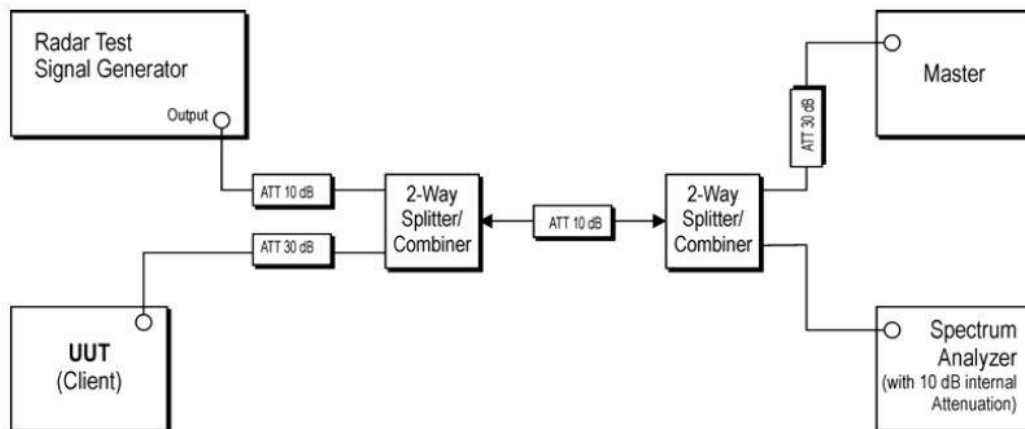
| Radar Type | Pulse Width (μsec) | PRI (μsec) | Pulses per Hop | Hopping Rate (kHz) | Hopping Sequence Length (msec) | Minimum Percentage of Successful Detection | Minimum Number of Trials |
|------------|--------------------|------------|----------------|--------------------|--------------------------------|--|--------------------------|
| 6          | 1                  | 333        | 9              | 0.333              | 300                            | 70%  | 30                       |

**Table 3-7. Parameters for Frequency Hopping Radar Waveforms**

|   |   |                            |                                 |
|---|---|----------------------------|---------------------------------|
| FCC ID: BCGA2014                        |  <b>MEASUREMENT REPORT<br/>(CERTIFICATION)</b> |                            | Approved by:<br>Quality Manager |
| Test Report S/N:<br>1C1806050011-09.BCG | Test Dates:<br>07/26/2018 - 10/12/2018  | EUT Type:<br>Tablet Device | Page 10 of 41                   |

### 3.5 System Overview and Procedure

KDB 905462 D02 v02 describes a radiated test setup and a conducted test setup. The conducted test setup was used for this testing. Figure 3-1 shows the typical test setup. In Band 2C, one channel selected between 5470 and 5725 MHz was chosen for testing.



**Figure 3-1. Conducted Test Setup for DFS**

1. The “Aeroflex PXI DFS Radar Simulator and Analyzer Test Suite” is setup to provide a simulated radar pulse at the frequency that the Master and Client are operating. A Type 0 radar pulse was used.
2. The Client Device (EUT) is set up per the diagram in Figure 3-1 and communications between the Master device and the Client is established.
3. The FCC video test file is streamed from the Master to the Client to properly load the network.
4. The “Aeroflex PXI DFS Radar Simulator and Analyzer Test Suite” is set to record and display 12 seconds of time, starting from where the simulated radar is generated. This time domain plot captures any transmissions occurring up to and after 10sec. Aggregate time is computed to ensure compliance. (Note: the channel may be different since the Master and Client have changed channels due to the detection of the initial radar pulse.)
5. After the initial radar burst the channel is monitored for 10 minutes to ensure no transmissions or beacons occur. A second monitoring setup is used to verify that the Master and Client have both moved to different channels.

|   |   |                            |                                 |
|---|---|----------------------------|---------------------------------|
| FCC ID: BCGA2014                        |  <b>MEASUREMENT REPORT<br/>(CERTIFICATION)</b> |                            | Approved by:<br>Quality Manager |
| Test Report S/N:<br>1C1806050011-09.BCG | Test Dates:<br>07/26/2018 - 10/12/2018  | EUT Type:<br>Tablet Device | Page 11 of 41                   |

## 4.0 TEST EQUIPMENT AND SOFTWARE

### Test Equipment:

Test Equipment Calibration is traceable to the National Institute of Standards and Technology (NIST). Measurements antennas used during testing were calibrated in accordance to the requirements of ANSI C63.5-2017.

| Manufacturer    | Model     | Description        | Cal Date  | Cal Interval | Cal Due   | Serial Number |
|-----------------|-----------|--------------------|-----------|--------------|-----------|---------------|
| Aeroflex        | PXI 82531 | PXI RF Synthesizer | 9/22/2016 | Biennial     | 9/22/2018 | 1082329       |
| Rohde & Schwarz | FSV40     | Signal Analyzer    | 2/6/2018  | Annual       | 2/6/2019  | 101619        |

**Table 4-1. Annual Test Equipment Calibration Schedule**

**Note:** For equipment listed above that has a calibration date or calibration due date that falls within the test date range, care was taken to ensure that this equipment was used after the calibration date and before the calibration due date.

### Support Equipment:

The following equipment was used in support of the DFS testing.

| Device | Manufacturer | Model       | Description     | S/N:                      | FCC ID:      |
|--------|--------------|-------------|-----------------|---------------------------|--------------|
| Master | Apple        | A1521       | Access Point    | C86PJ5RUFJIR              | BCGA1521     |
|        |              | MacBook Air | Controller      | C02P41RZG086              | QDS-BRCM1072 |
| Client | Apple        | Apple TV    | Controller      | C07TW0E2J8WN              | BCGA1842     |
|        |              | MacBook Air | Controller      | C02P41RZG086              | QDS-BRCM1072 |
|        | Dell         | U24177HJ    | Monitor Display | 0RXP1N-74261-71Q-0APL-A01 | N/A          |

**Table 4-2. Support Equipment**

### Test Software:

Automated test software was used to measure emissions and capture the corresponding plots necessary to show compliance. The list is given below,

1. DFS threshold count v1.1
2. DFS Radar Simulator and Analyzer (Aeroflex Inc.)
3. iPerf Software

|   |   |                            |                                 |
|---|---|----------------------------|---------------------------------|
| FCC ID: BCGA2014                        |  <b>MEASUREMENT REPORT<br/>(CERTIFICATION)</b> |                            | Approved by:<br>Quality Manager |
| Test Report S/N:<br>1C1806050011-09.BCG | Test Dates:<br>07/26/2018 - 10/12/2018  | EUT Type:<br>Tablet Device | Page 12 of 41                   |

## 5.0 EUT TEST SETUP

The EUT was tested in 4 different test configurations,

Mode 1: Client Mode

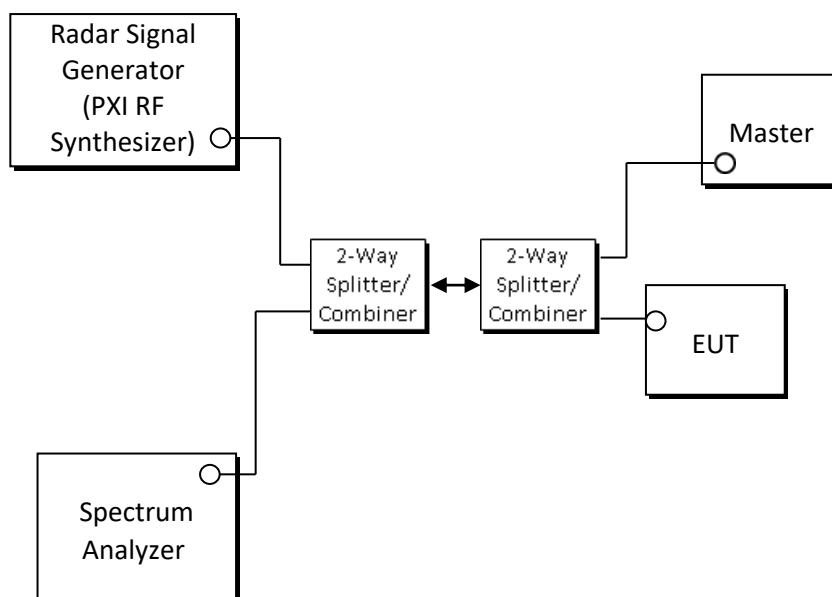
Mode 2: Client to Client

Mode 3: Peer to Peer (EUT)

Mode 4: Peer to Peer (Apple TV)

### **Mode 1: Client Mode**

Client is connected to Master (AP) via WLAN network and plays a video test file “6 ½ Magic Hours” in a Server (MacBook Air). This Server is connected to the Master (AP) via ethernet cable. Proper attenuation is applied so that the WLAN traffic level, as displayed on the spectrum analyzer, is at lower amplitude than the radar detection threshold.



**Figure 5-1. Test Setup (Mode 1)**

|   |   |                                       |                                 |
|---|---|---------------------------------------|---------------------------------|
| FCC ID: BCGA2014                        | <b>PCTEST</b><br>ENGINEERING LABORATORY, INC. | MEASUREMENT REPORT<br>(CERTIFICATION) | Approved by:<br>Quality Manager |
| Test Report S/N:<br>1C1806050011-09.BCG | Test Dates:<br>07/26/2018 - 10/12/2018        | EUT Type:<br>Tablet Device            | Page 13 of 41                   |



### Mode 3: Peer-to-Peer (EUT) Communications Mode

Generate and inject additional transmission:

1. Client and Apple TV must be linked to the Master.
2. Client plays video that is saved within its internal storage and begin mirroring screen via Apple TV.
3. Connect the Apple TV and Client to the support laptop and initiate additional transmission using iPerf.
4. After the additional transmission is injected, the Client must be disconnected to the Master.
5. Client stops and re-start mirroring screen.

Client plays video that is saved within its internal storage and streamed through Apple TV to the Monitor display. Proper attenuation is applied so that Apple TV's traffic level is significantly lower than the EUT's traffic level. Additional data traffic was sent from the EUT (Client) to Apple TV (Server) using iPerf. Proper attenuation is applied so that the WLAN traffic level, as displayed on the spectrum analyzer, is at lower amplitude than the radar detection threshold.

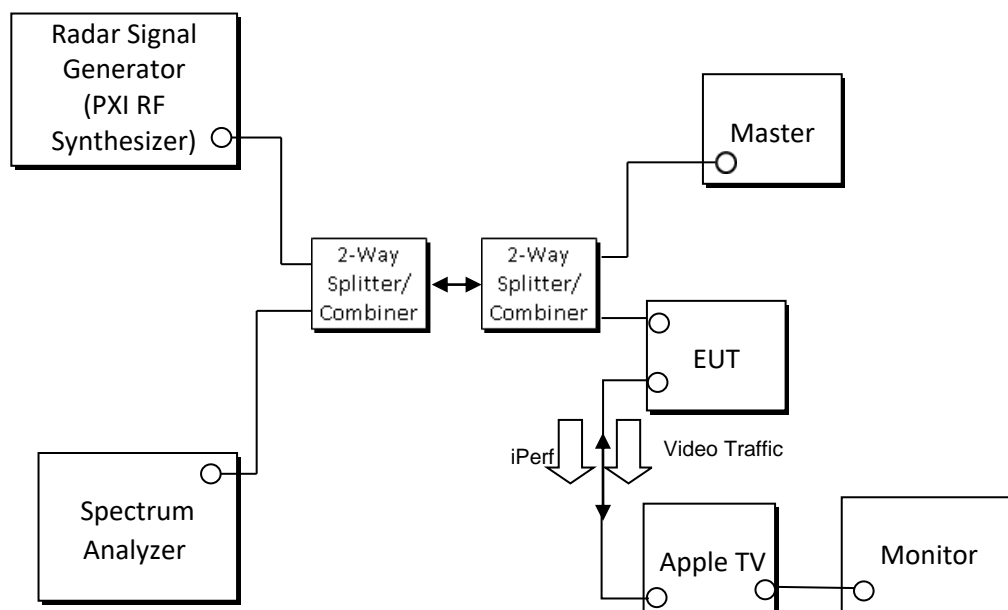


Figure 5-3. Test Setup (Mode 3)

|   |   |                                       |                                 |
|---|---|---------------------------------------|---------------------------------|
| FCC ID: BCGA2014                        | <b>PCTEST</b><br>ENGINEERING LABORATORY, INC. | MEASUREMENT REPORT<br>(CERTIFICATION) | Approved by:<br>Quality Manager |
| Test Report S/N:<br>1C1806050011-09.BCG | Test Dates:<br>07/26/2018 - 10/12/2018        | EUT Type:<br>Tablet Device            | Page 15 of 41                   |

#### Mode 4: Peer-to-Peer (Apple TV) Communications Mode

Generate and inject additional transmission:

1. Client and Apple TV must be linked to the Master.
2. Client plays video that is saved within its internal storage and begin mirroring screen via Apple TV.
3. Connect the Apple TV and Client to the support laptop and initiate additional transmission using iPerf.
4. After the additional transmission is injected, the Client must be disconnected to the Master.
5. Client stops and re-start mirroring screen.

Client plays video that is saved within its internal storage and streamed through Apple TV to the Monitor display. Proper attenuation is applied so that Apple TV's traffic level is significantly higher than the EUT's traffic level. Additional data traffic was sent from the Apple TV (Client) to the EUT (Server) using iPerf. Proper attenuation is applied so that the WLAN traffic level, as displayed on the spectrum analyzer, is at lower amplitude than the radar detection threshold.

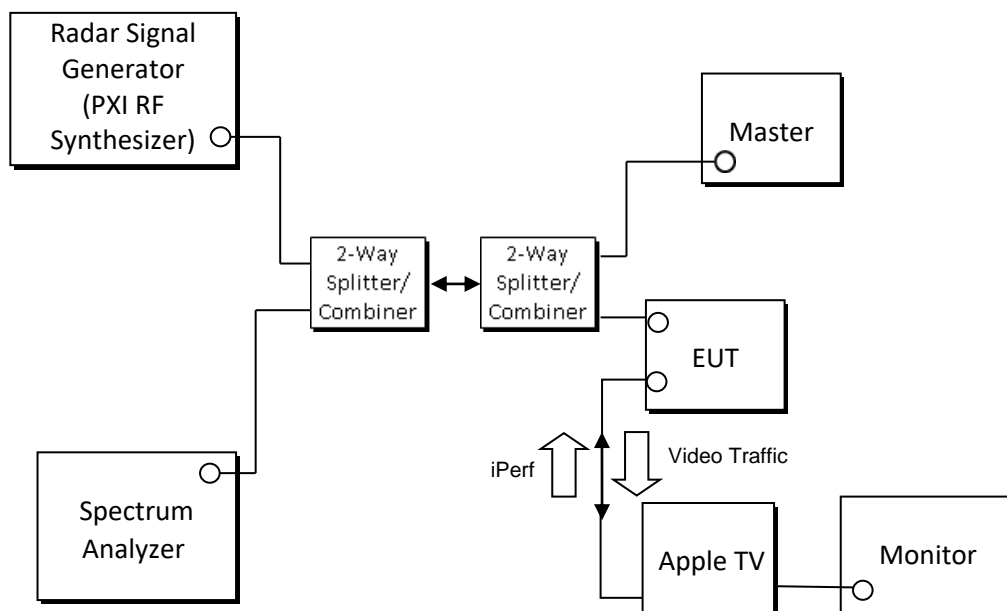


Figure 5-4. Test Setup (Mode 4)

In summary, for Modes 1 and Mode 2, Client is linked to the Master, and for Modes 3 and Mode 4, Client is not linked to the Master.

|   |   |                                       |                                 |
|---|---|---------------------------------------|---------------------------------|
| FCC ID: BCGA2014                        | <b>PCTEST</b><br>ENGINEERING LABORATORY, INC. | MEASUREMENT REPORT<br>(CERTIFICATION) | Approved by:<br>Quality Manager |
| Test Report S/N:<br>1C1806050011-09.BCG | Test Dates:<br>07/26/2018 - 10/12/2018        | EUT Type:<br>Tablet Device            | Page 16 of 41                   |



## 6.0 TRAFFIC SIGNALS

### Traffic Signal Notes:

The traffic signals were generated by the EUT different modes of operations, and the corresponding plots were captured accordingly.

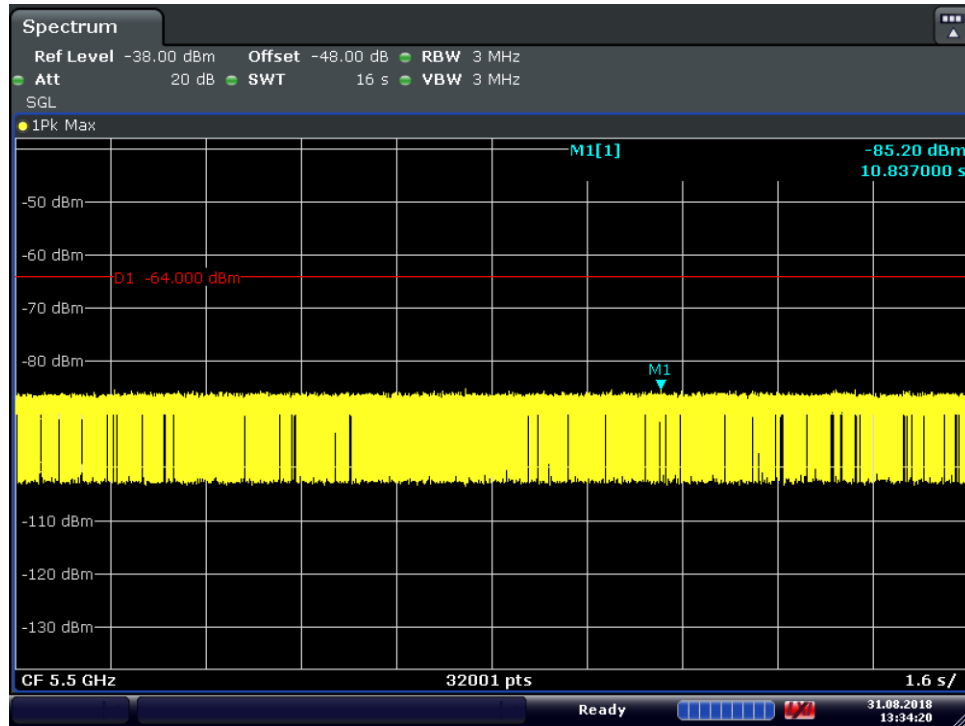


Figure 6-1. 5500MHz - Traffic Signals Type 0 (20MHz)

|   |   |                            |                                 |
|---|---|----------------------------|---------------------------------|
| FCC ID: BCGA2014                        |  <b>MEASUREMENT REPORT<br/>(CERTIFICATION)</b> |                            | Approved by:<br>Quality Manager |
| Test Report S/N:<br>1C1806050011-09.BCG | Test Dates:<br>07/26/2018 - 10/12/2018  | EUT Type:<br>Tablet Device | Page 17 of 41                   |

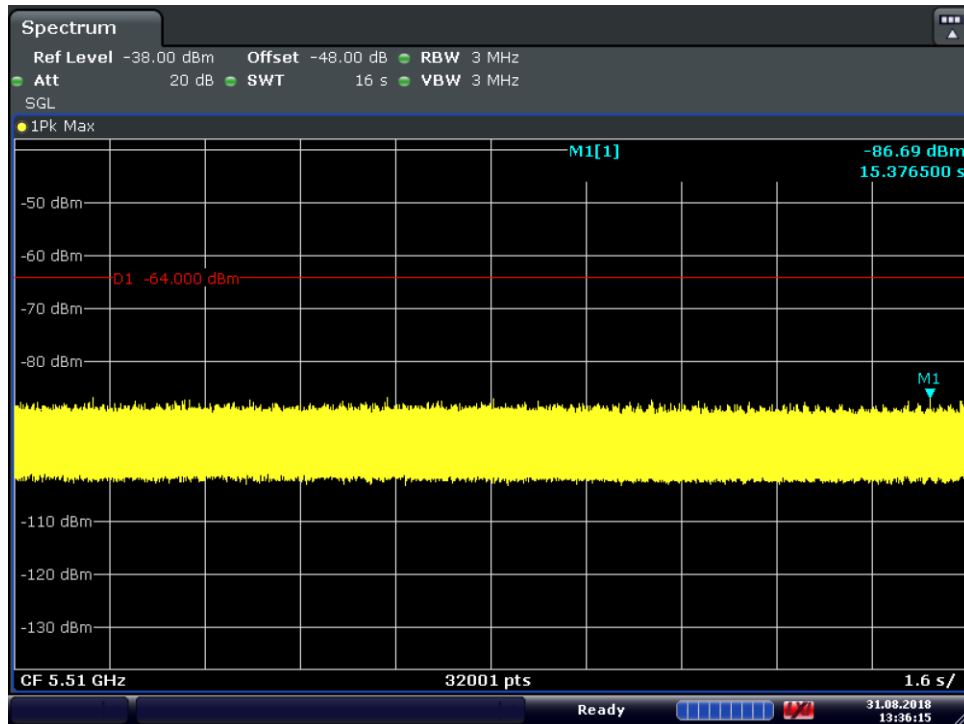


Figure 6-2. 5510MHz - Traffic Signals Type 0 (40MHz)

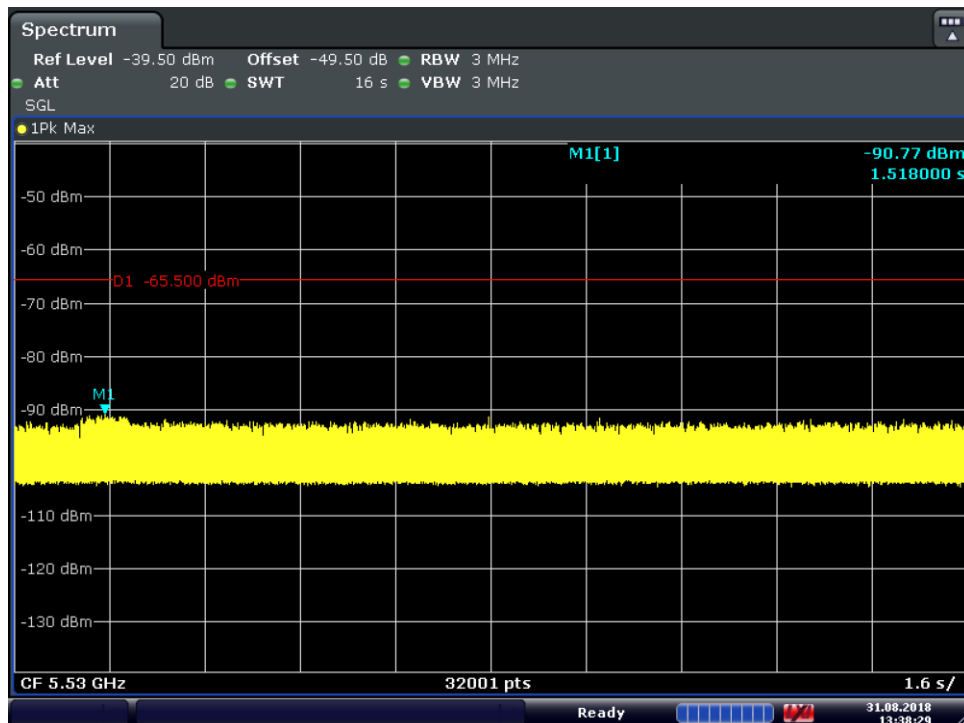


Figure 6-3. 5530MHz - Traffic Signals Type 0 (80MHz)

|   |   |                            |                                 |
|---|---|----------------------------|---------------------------------|
| FCC ID: BCGA2014                        |  <b>MEASUREMENT REPORT<br/>(CERTIFICATION)</b> |                            | Approved by:<br>Quality Manager |
| Test Report S/N:<br>1C1806050011-09.BCG | Test Dates:<br>07/26/2018 - 10/12/2018  | EUT Type:<br>Tablet Device | Page 18 of 41                   |

## 7.0 TEST RESULTS - CHANNEL LOADING

### 7.1 Channel Loading Mode1/Mode2:

#### Channel Loading Notes:

Per KDB 905462 D02 v02, timing plots are required with calculations demonstrating a minimum channel loading of approximately 17% or greater. For example, you can zero span the spectrum analyzer and approximate the transmission time.

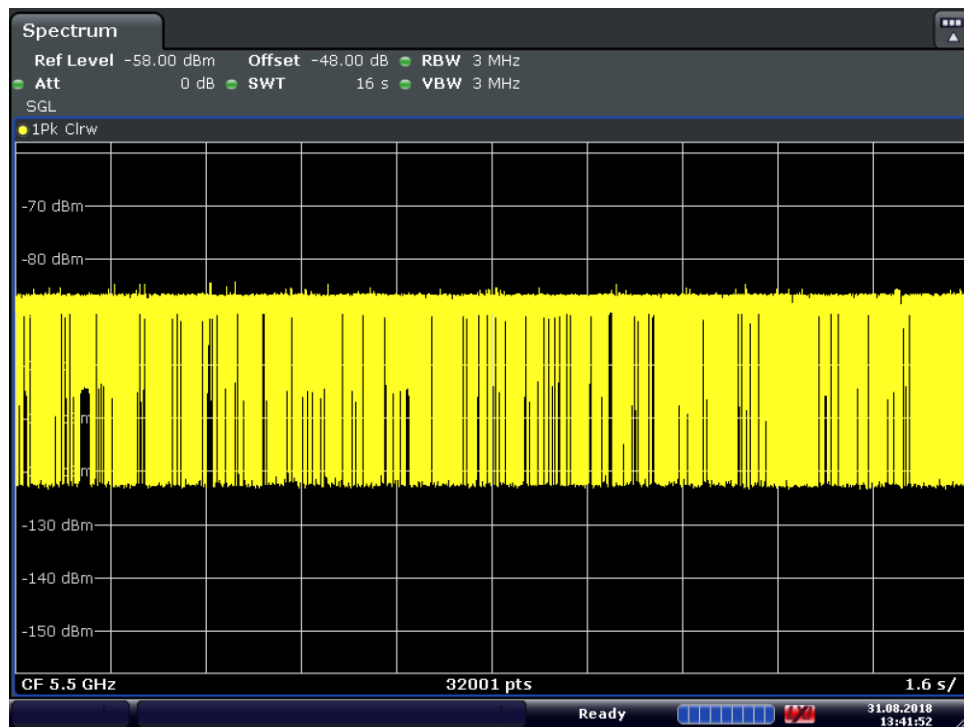


Figure 7-1. 5500MHz - Channel Loading (20MHz)

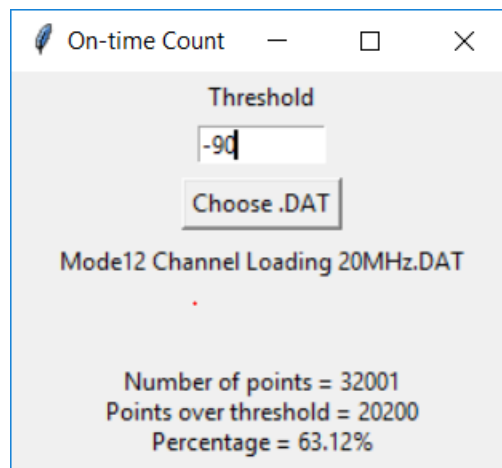


Figure 7-2. 5500MHz - Channel Loading Calculation (20MHz)

|   |   |                            |                                 |
|---|---|----------------------------|---------------------------------|
| FCC ID: BCGA2014                        | <b>MEASUREMENT REPORT<br/>(CERTIFICATION)</b> |                            | Approved by:<br>Quality Manager |
| Test Report S/N:<br>1C1806050011-09.BCG | Test Dates:<br>07/26/2018 - 10/12/2018        | EUT Type:<br>Tablet Device | Page 19 of 41                   |

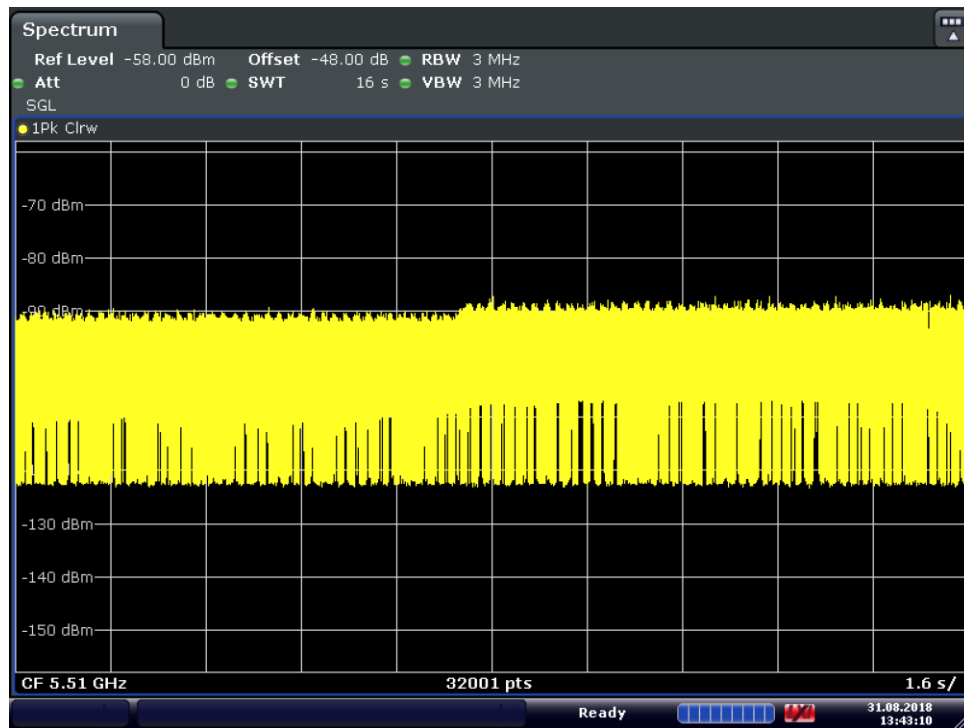


Figure 7-3. 5510MHz - Channel Loading (40MHz)

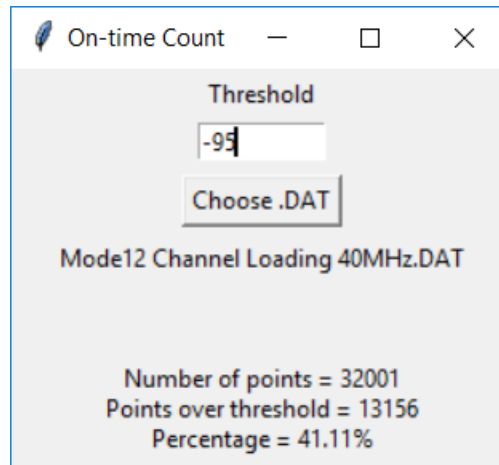


Figure 7-4 5510MHz - Channel Loading Calculation (40MHz)

|   |   |                                       |                                 |
|---|---|---------------------------------------|---------------------------------|
| FCC ID: BCGA2014                        | <b>PCTEST</b><br>ENGINEERING LABORATORY, INC. | MEASUREMENT REPORT<br>(CERTIFICATION) | Approved by:<br>Quality Manager |
| Test Report S/N:<br>1C1806050011-09.BCG | Test Dates:<br>07/26/2018 - 10/12/2018        | EUT Type:<br>Tablet Device            | Page 20 of 41                   |

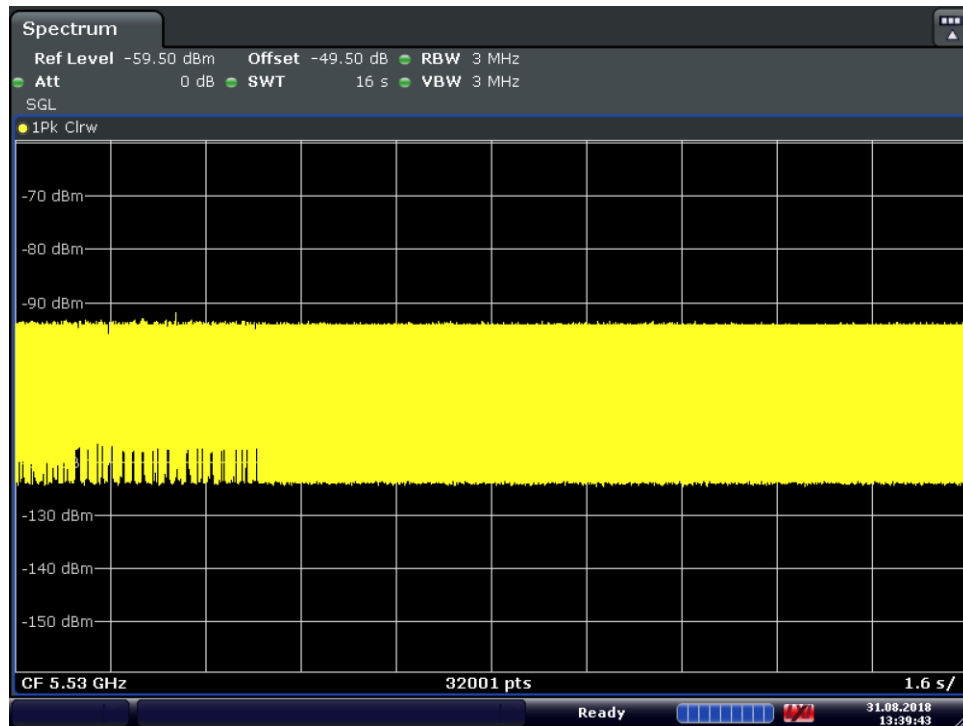


Figure 7-5. 5530MHz - Channel Loading (80MHz)

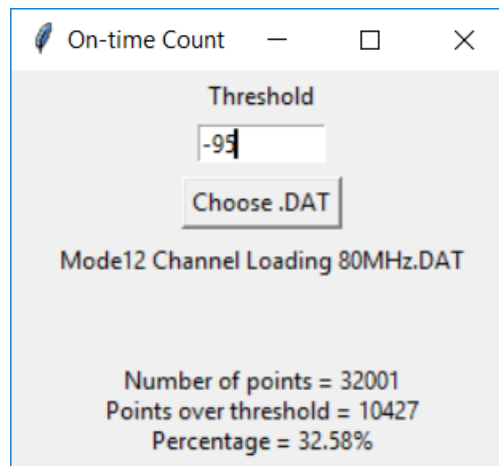


Figure 7-6. 5530MHz - Channel Loading Calculation (80MHz)

|   |   |                                       |                                 |
|---|---|---------------------------------------|---------------------------------|
| FCC ID: BCGA2014                        | <b>PCTEST</b><br>ENGINEERING LABORATORY, INC. | MEASUREMENT REPORT<br>(CERTIFICATION) | Approved by:<br>Quality Manager |
| Test Report S/N:<br>1C1806050011-09.BCG | Test Dates:<br>07/26/2018 - 10/12/2018        | EUT Type:<br>Tablet Device            | Page 21 of 41                   |

## 7.2 Channel Loading Mode3/Mode4:

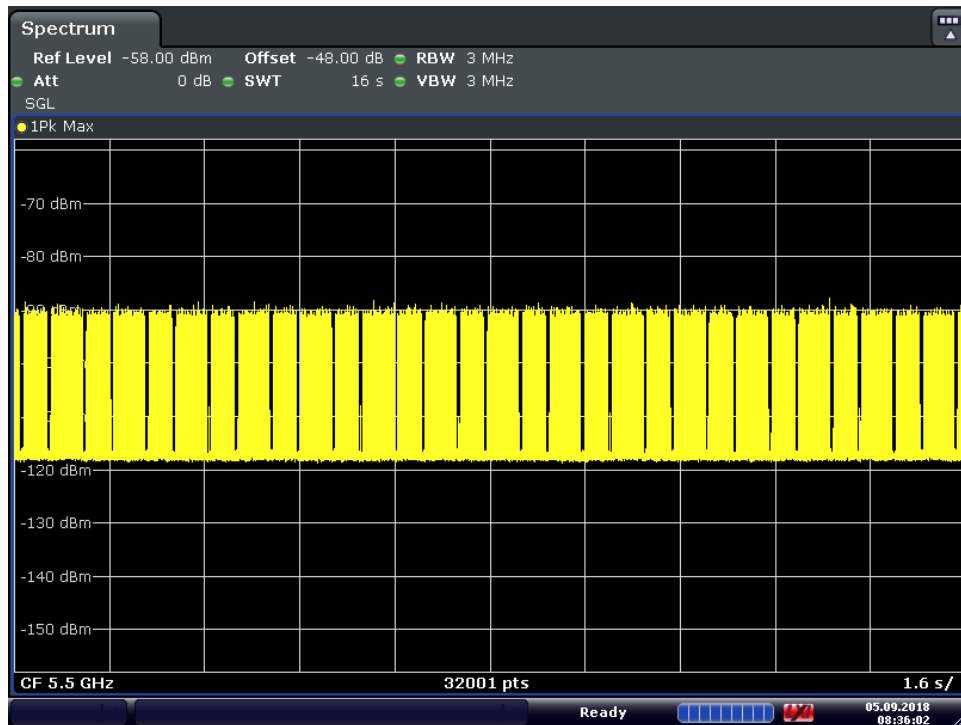


Figure 7-7. 5500 MHz - Channel Loading (20MHz)

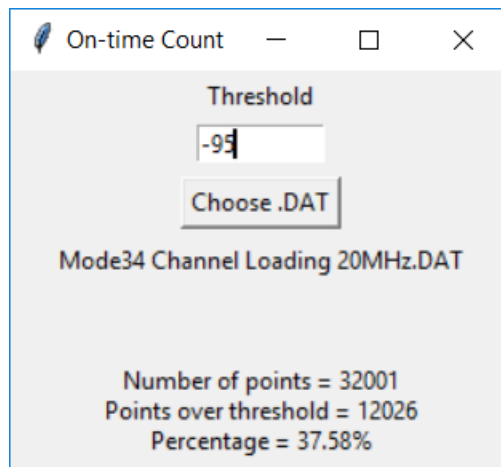


Figure 7-8. 5500MHz - Channel Loading Calculation (20MHz)

|   |   |                                       |                                 |
|---|---|---------------------------------------|---------------------------------|
| FCC ID: BCGA2014                        | <b>PCTEST</b><br>ENGINEERING LABORATORY, INC. | MEASUREMENT REPORT<br>(CERTIFICATION) | Approved by:<br>Quality Manager |
| Test Report S/N:<br>1C1806050011-09.BCG | Test Dates:<br>07/26/2018 - 10/12/2018        | EUT Type:<br>Tablet Device            | Page 22 of 41                   |

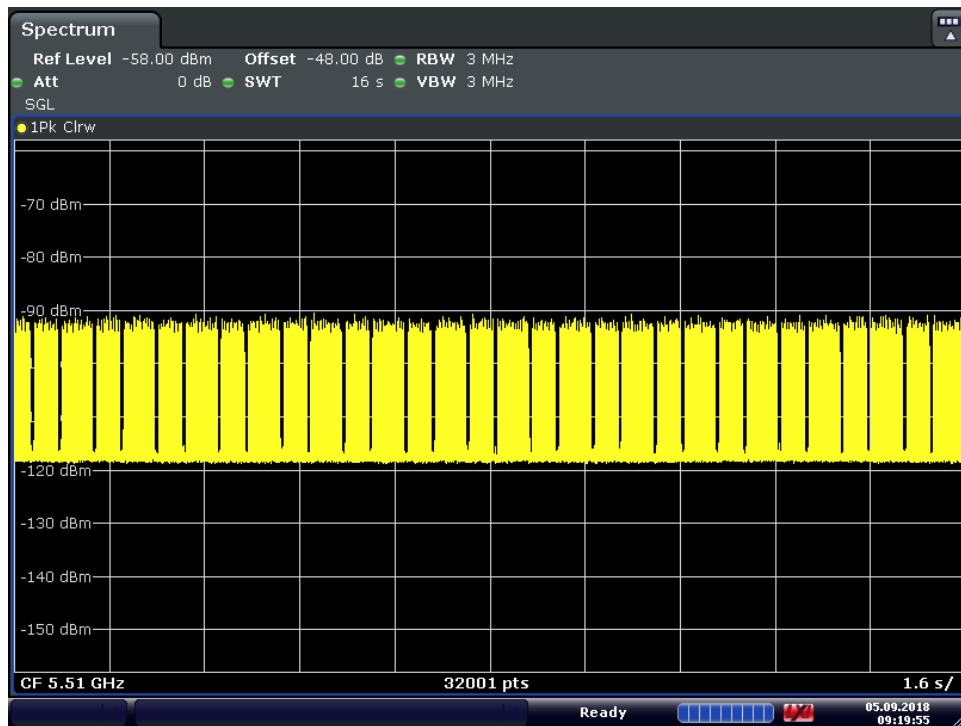


Figure 7-9. 5510MHz - Channel Loading (40MHz)

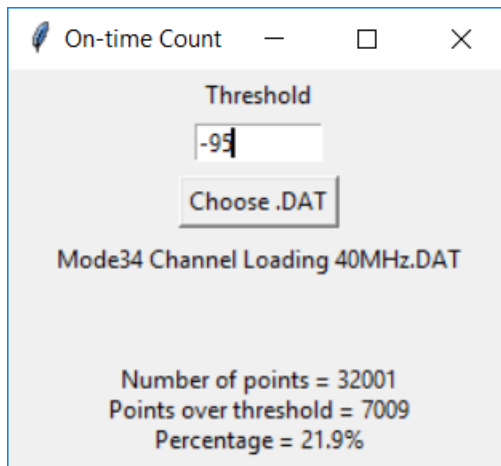


Figure 7-10. 5510MHz - Channel Loading Calculation (40MHz)

|   |   |                            |                                 |
|---|---|----------------------------|---------------------------------|
| FCC ID: BCGA2014                        | <b>MEASUREMENT REPORT<br/>(CERTIFICATION)</b> |                            | Approved by:<br>Quality Manager |
| Test Report S/N:<br>1C1806050011-09.BCG | Test Dates:<br>07/26/2018 - 10/12/2018        | EUT Type:<br>Tablet Device | Page 23 of 41                   |

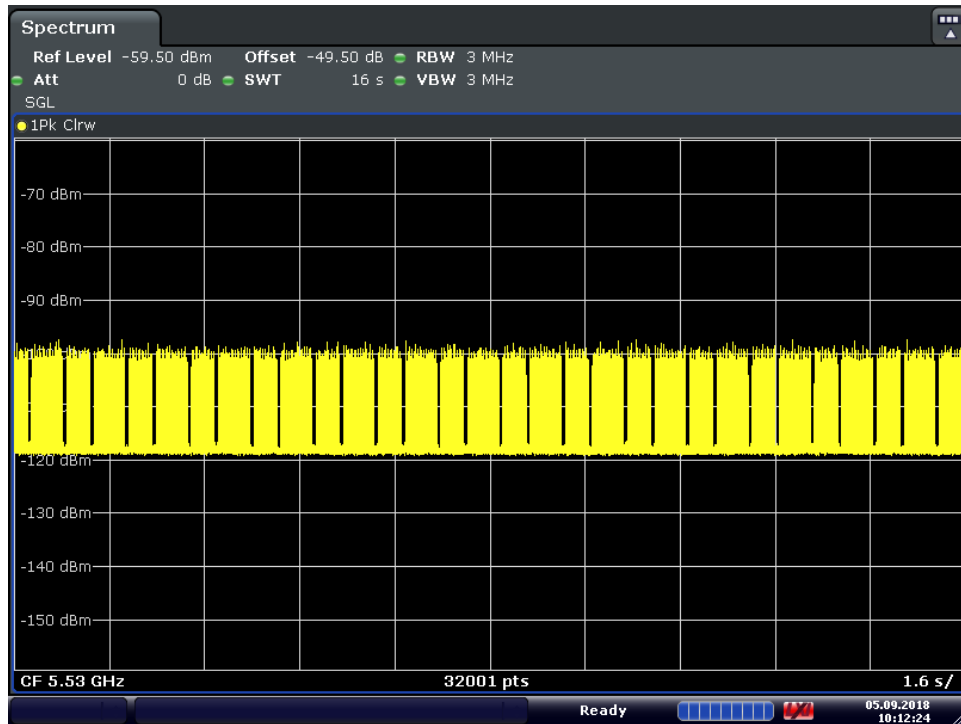


Figure 7-11. 5530MHz - Channel Loading (80MHz)

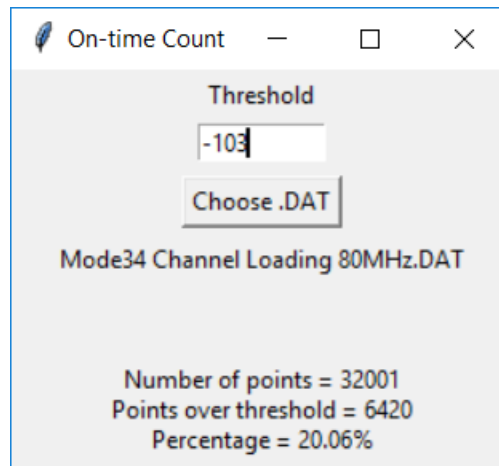


Figure 7-12. 5530MHz - Channel Loading Calculation (80MHz)

|   |   |                            |                                 |
|---|---|----------------------------|---------------------------------|
| FCC ID: BCGA2014                        | <b>MEASUREMENT REPORT<br/>(CERTIFICATION)</b> |                            | Approved by:<br>Quality Manager |
| Test Report S/N:<br>1C1806050011-09.BCG | Test Dates:<br>07/26/2018 - 10/12/2018        | EUT Type:<br>Tablet Device | Page 24 of 41                   |



## 8.0 TEST RESULTS - MOVE TIME AND AGGREGATE TIME

### 8.1 Move Time and Aggregate Time Mode 1:

#### Result

| Parameter                         | Measured                             |                                      |                                      | Limit  |
|-----------------------------------|--------------------------------------|--------------------------------------|--------------------------------------|--|
|                                   | 20MHz Bandwidth                      | 40MHz Bandwidth                      | 80MHz Bandwidth                      |  |
| Channel Move Time                 | 0.268 s                              | 0.026 s                              | 0.145 s                              | 10 seconds   |
| Channel Closing Transmission Time | < 200ms<br>+ 0.630 ms<br>(aggregate) | < 200ms<br>+ 0.000 ms<br>(aggregate) | < 200ms<br>+ 0.000 ms<br>(aggregate) | 200 ms + aggregate of<br>60ms over remaining<br>10 second period |

#### Notes:

1. Trigger Threshold was configured to only capture client pulses. The pulses shown in the plots below have been determined to be from the Master AP.
2. Marker Info and Aggregate time results are shown on the right side of the plots below.

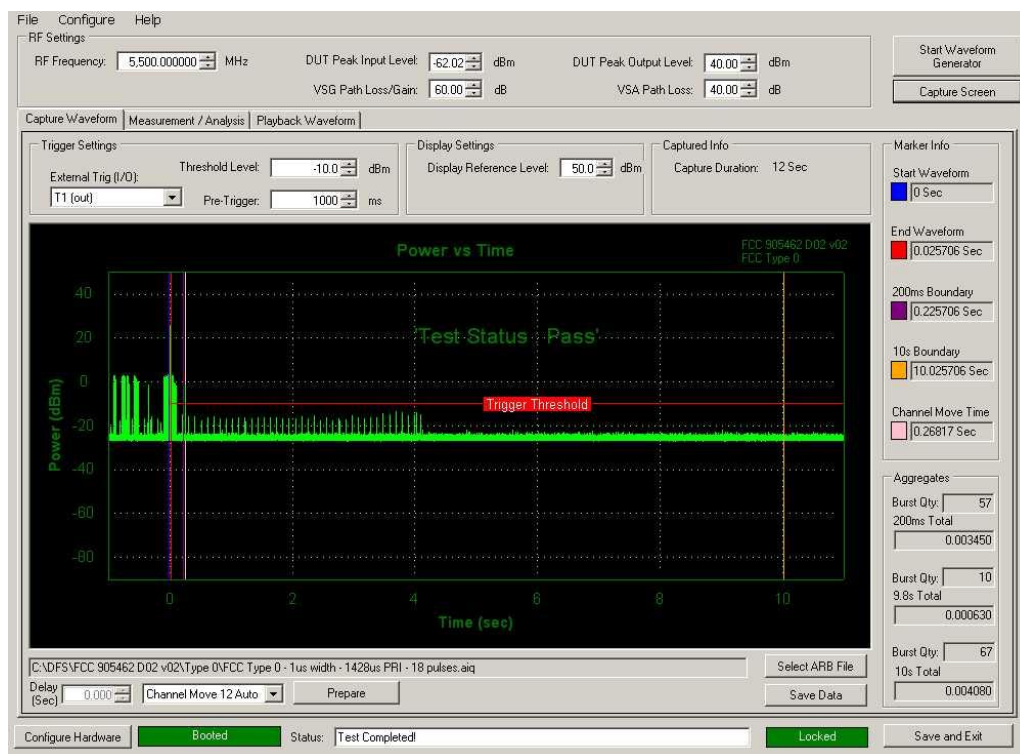
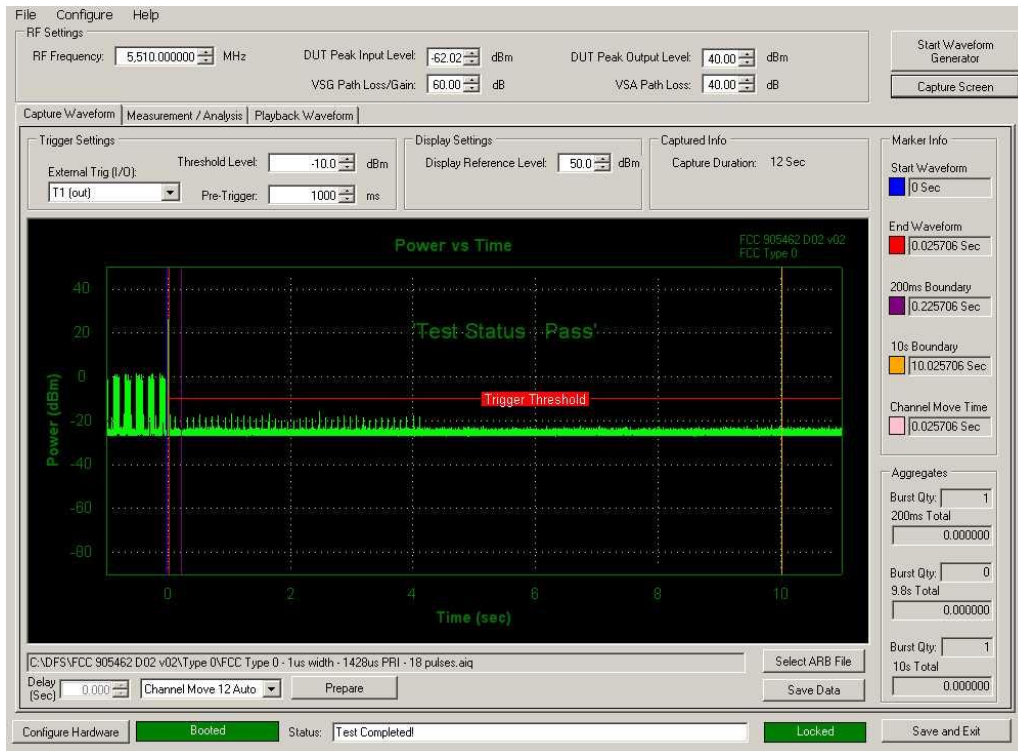
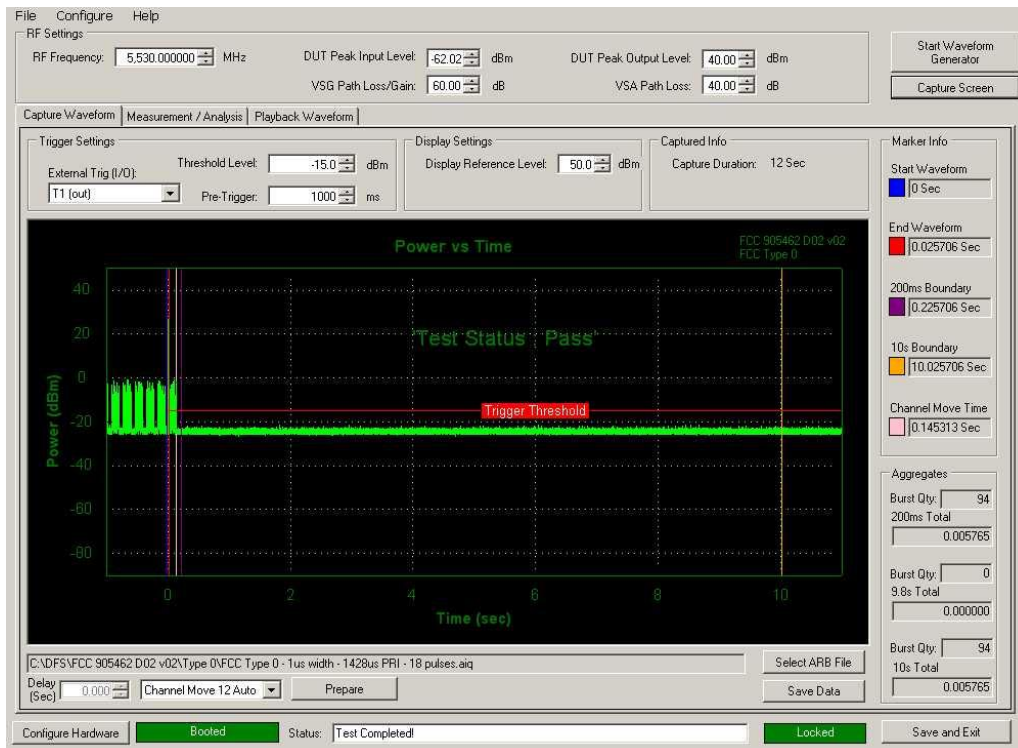


Figure 8-1. 5500MHz - Move Time and Aggregate Time (20 MHz)

|   |   |                                       |                                 |
|---|---|---------------------------------------|---------------------------------|
| FCC ID: BCGA2014                        | <b>PCTEST</b><br>ENGINEERING LABORATORY, INC. | MEASUREMENT REPORT<br>(CERTIFICATION) | Approved by:<br>Quality Manager |
| Test Report S/N:<br>1C1806050011-09.BCG | Test Dates:<br>07/26/2018 - 10/12/2018        | EUT Type:<br>Tablet Device            | Page 25 of 41                   |



**Figure 8-2. 5510MHz - Move Time and Aggregate Time (40 MHz)**



**Figure 8-3. 5530MHz - Move Time and Aggregate Time (80 MHz)**

|   |   |                            |                                 |
|---|---|----------------------------|---------------------------------|
| FCC ID: BCGA2014                        | <b>MEASUREMENT REPORT<br/>(CERTIFICATION)</b> |                            | Approved by:<br>Quality Manager |
| Test Report S/N:<br>1C1806050011-09.BCG | Test Dates:<br>07/26/2018 - 10/12/2018        | EUT Type:<br>Tablet Device | Page 26 of 41                   |

## 8.2 Move Time and Aggregate Time Mode 2:

### Result:

| Parameter                         | Measured                       |                                |                                | Limit  |
|-----------------------------------|--------------------------------|--------------------------------|--------------------------------|--|
|                                   | 20MHz Bandwidth                | 40MHz Bandwidth                | 80MHz Bandwidth                |  |
| Channel Move Time                 | 0.238 s                        | 0.243 s                        | 0.143 s                        | 10 seconds   |
| Channel Closing Transmission Time | < 200ms + 6.935 ms (aggregate) | < 200ms + 0.122 ms (aggregate) | < 200ms + 0.000 ms (aggregate) | 200 ms + aggregate of 60ms over remaining 10 second period |

### Notes:

1. Trigger Threshold was configured to only capture client pulses. The pulses shown in the plots below have been determined to be from the Master AP.
2. Marker Info and Aggregate time results are shown on the right side of the plots below.

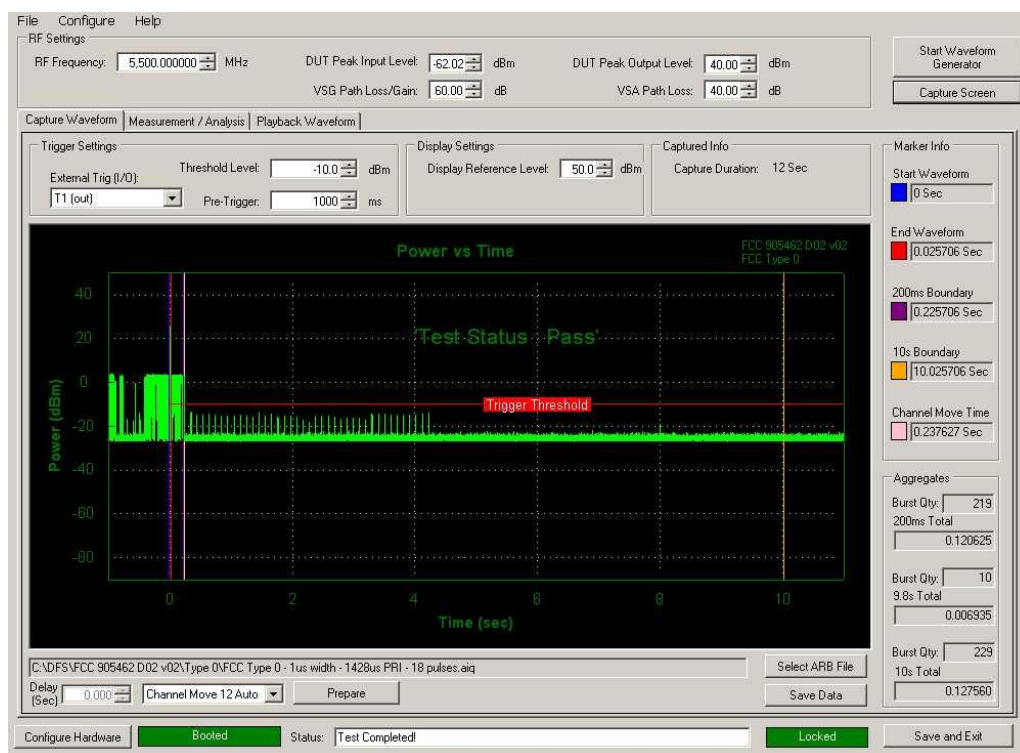


Figure 8-4. 5500MHz - Move Time and Aggregate Time (20 MHz)

|   |   |                            |                                 |
|---|---|----------------------------|---------------------------------|
| FCC ID: BCGA2014                        | <b>MEASUREMENT REPORT<br/>(CERTIFICATION)</b> |                            | Approved by:<br>Quality Manager |
| Test Report S/N:<br>1C1806050011-09.BCG | Test Dates:<br>07/26/2018 - 10/12/2018        | EUT Type:<br>Tablet Device | Page 27 of 41                   |

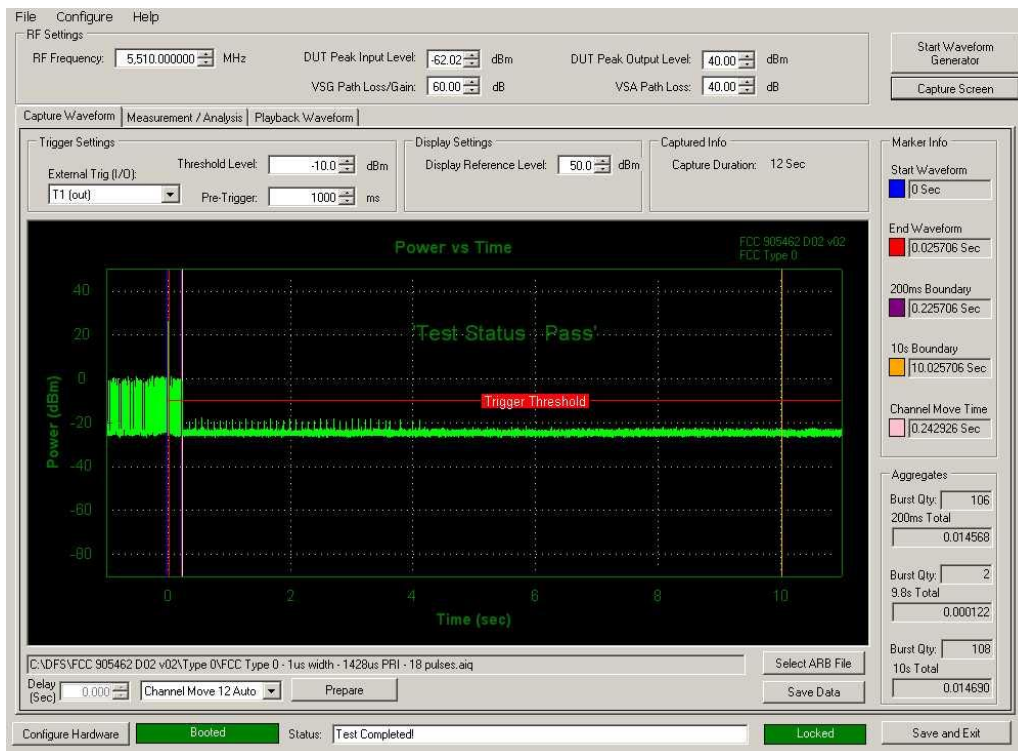


Figure 8-5. 5510MHz - Move Time and Aggregate Time (40 MHz)

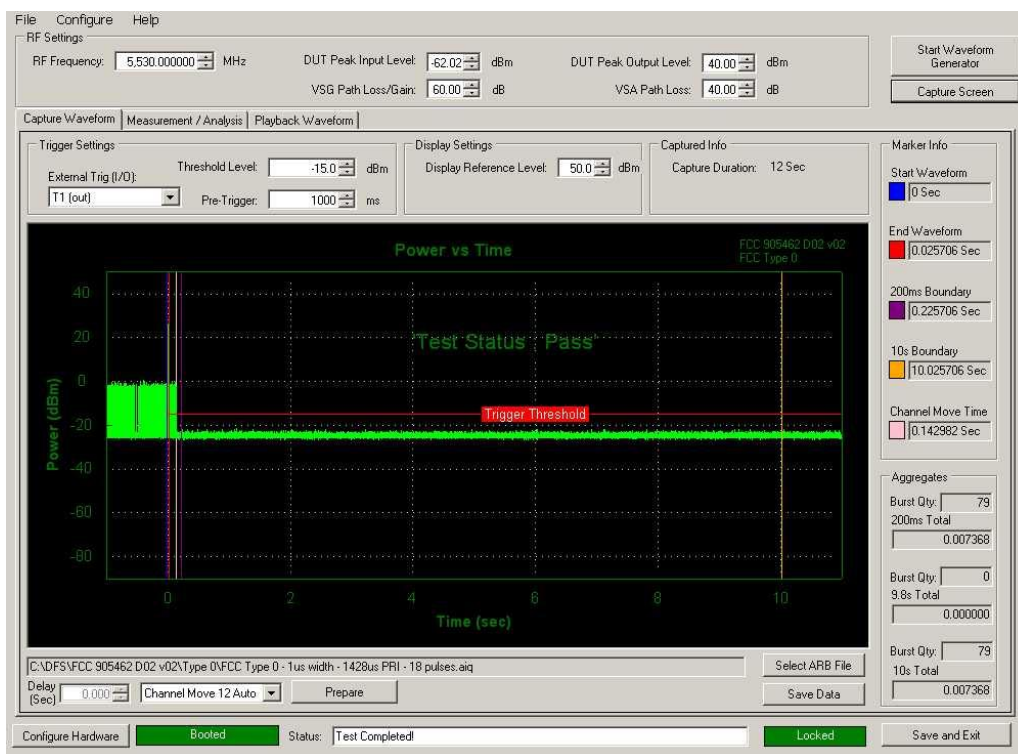


Figure 8-6. 5530MHz - Move Time and Aggregate Time (80 MHz)

|   |   |                                       |                                 |
|---|---|---------------------------------------|---------------------------------|
| FCC ID: BCGA2014                        | <b>PCTEST</b><br>ENGINEERING LABORATORY, INC. | MEASUREMENT REPORT<br>(CERTIFICATION) | Approved by:<br>Quality Manager |
| Test Report S/N:<br>1C1806050011-09.BCG | Test Dates:<br>07/26/2018 - 10/12/2018        | EUT Type:<br>Tablet Device            | Page 28 of 41                   |



### 8.3 Move Time and Aggregate Time Mode 3:

#### Result:

| Parameter                         | Measured                           |                                      |                                      | Limit  |
|-----------------------------------|------------------------------------|--------------------------------------|--------------------------------------|--|
|                                   | 20MHz Bandwidth                    | 40MHz Bandwidth                      | 80MHz Bandwidth                      |  |
| Channel Move Time                 | 0.146 s                            | 0.155 s                              | 0.134 s                              | 10 seconds   |
| Channel Closing Transmission Time | < 200ms<br>0.000 ms<br>(aggregate) | < 200ms<br>+ 0.000 ms<br>(aggregate) | < 200ms<br>+ 0.000 ms<br>(aggregate) | 200 ms + aggregate of<br>60ms over remaining<br>10 second period |

#### Notes:

1. Trigger Threshold was configured to only capture client pulses. The pulses shown in the plots below have been determined to be from the Master AP.
2. Marker Info and Aggregate time results are shown on the right side of the plots below.

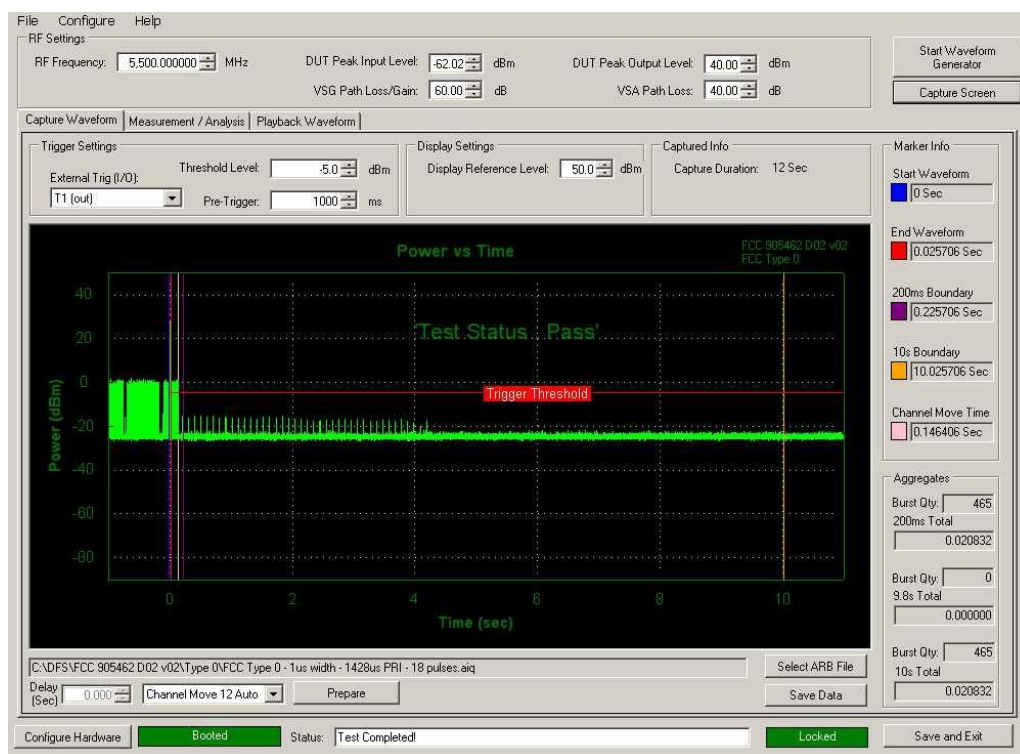
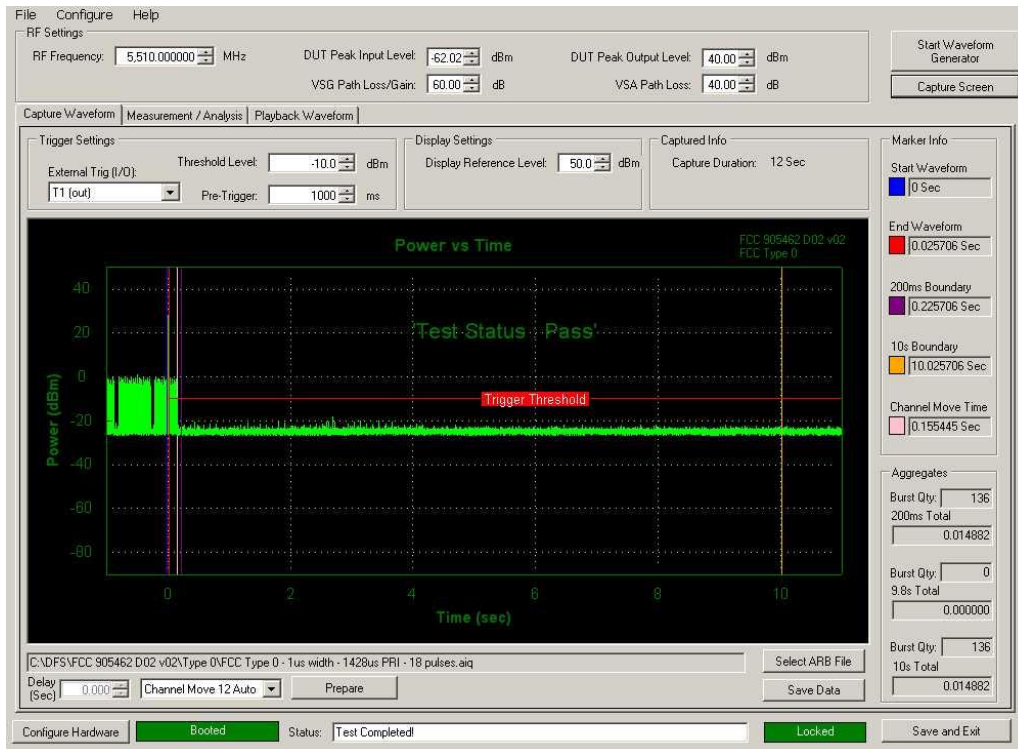
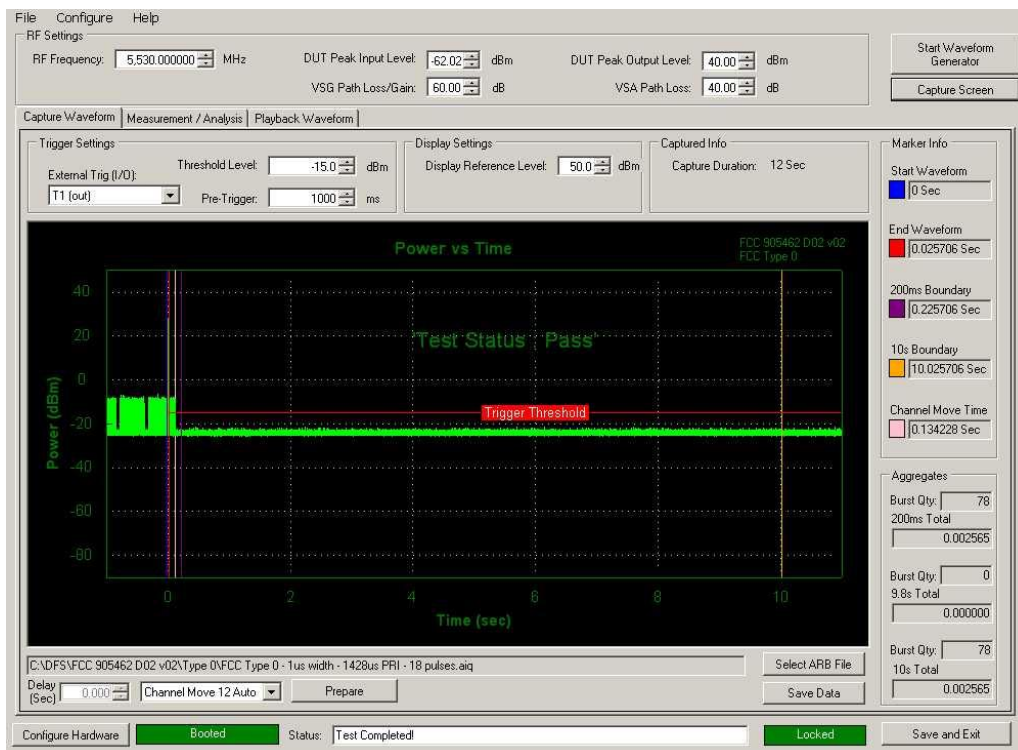


Figure 8-7. 5500MHz - Move Time and Aggregate Time (20 MHz)

|  |   |   |  |
|--|---|---|--|
| FCC ID: BCGA2014                               | <b>PCTEST</b><br>ENGINEERING LABORATORY, INC. | <b>MEASUREMENT REPORT<br/>(CERTIFICATION)</b> | <b>Approved by:</b><br>Quality Manager |
| <b>Test Report S/N:</b><br>1C1806050011-09.BCG | <b>Test Dates:</b><br>07/26/2018 - 10/12/2018 | <b>EUT Type:</b><br>Tablet Device             | Page 29 of 41                          |



**Figure 8-8. 5510MHz - Move Time and Aggregate Time (40 MHz)**



**Figure 8-9. 5530MHz - Move Time and Aggregate Time (80 MHz)**

|   |   |                            |                                 |
|---|---|----------------------------|---------------------------------|
| FCC ID: BCGA2014                        | <b>MEASUREMENT REPORT<br/>(CERTIFICATION)</b> |                            | Approved by:<br>Quality Manager |
| Test Report S/N:<br>1C1806050011-09.BCG | Test Dates:<br>07/26/2018 - 10/12/2018        | EUT Type:<br>Tablet Device | Page 30 of 41                   |

## 8.4 Move Time and Aggregate Time Mode 4:

### Result:

| Parameter                         | Measured                             |                                      |                                      | Limit  |
|-----------------------------------|--------------------------------------|--------------------------------------|--------------------------------------|--|
|                                   | 20MHz Bandwidth                      | 40MHz Bandwidth                      | 80MHz Bandwidth                      |  |
| Channel Move Time                 | 0.090 s                              | 0.187 s                              | 0.219 s                              | 10 seconds   |
| Channel Closing Transmission Time | < 200ms<br>+ 0.000 ms<br>(aggregate) | < 200ms<br>+ 0.000 ms<br>(aggregate) | < 200ms<br>+ 0.000 ms<br>(aggregate) | 200 ms + aggregate of<br>60ms over remaining<br>10 second period |

### Notes:

1. Trigger Threshold was configured to only capture client pulses. The pulses shown in the plots below have been determined to be from the Master AP.
2. Marker Info and Aggregate time results are shown on the right side of the plots below.

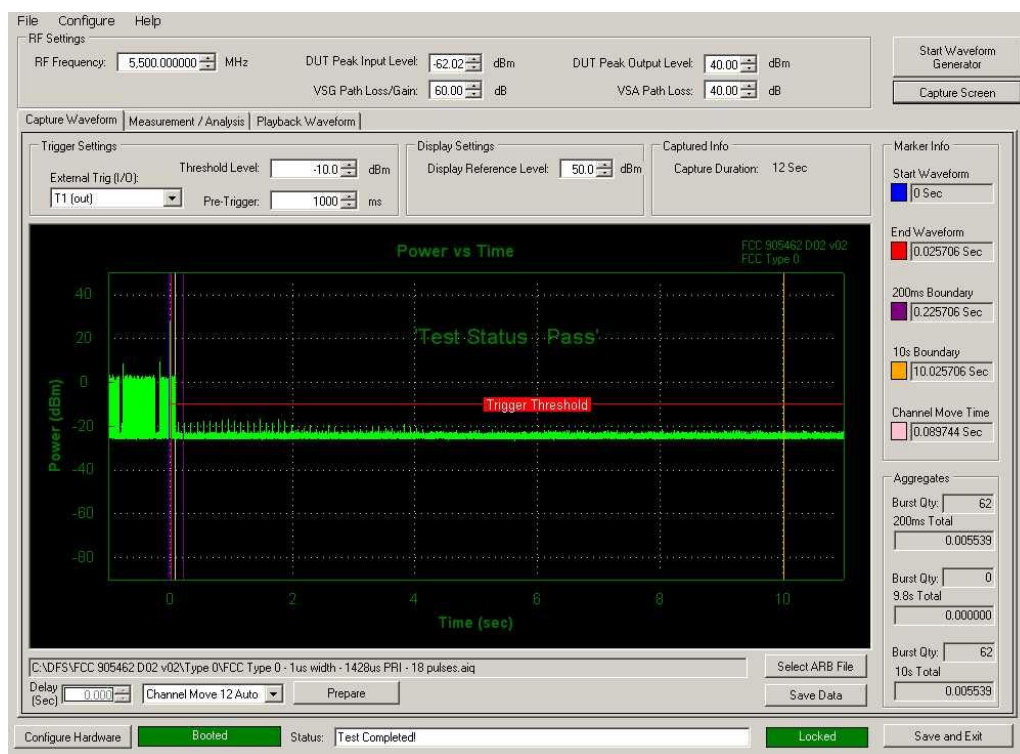
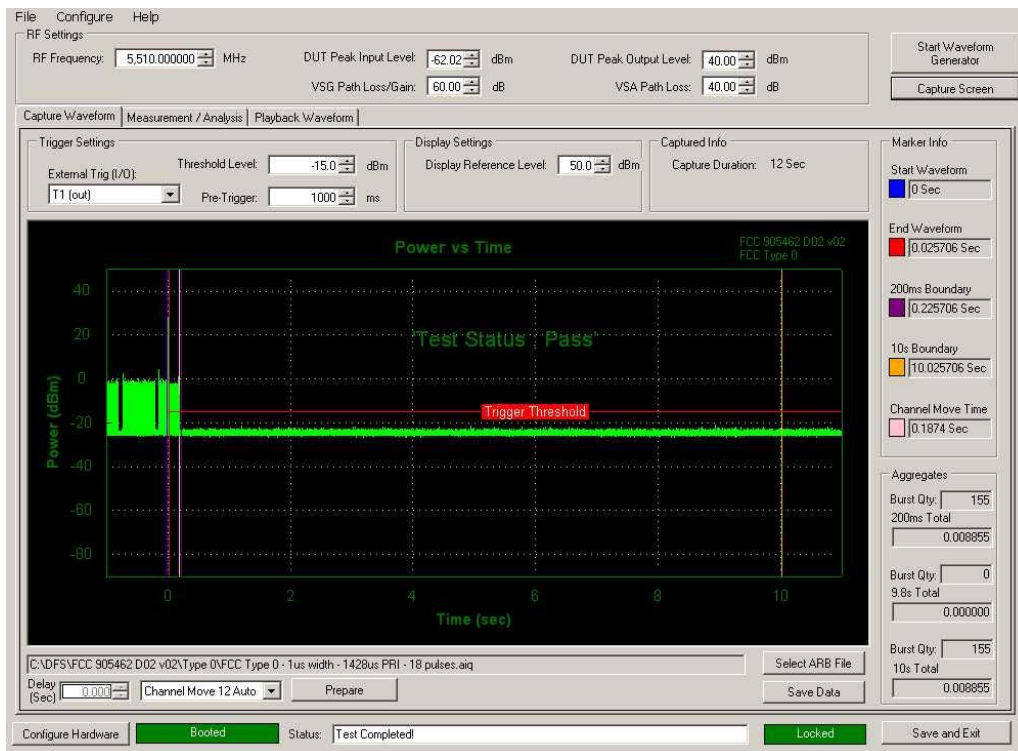
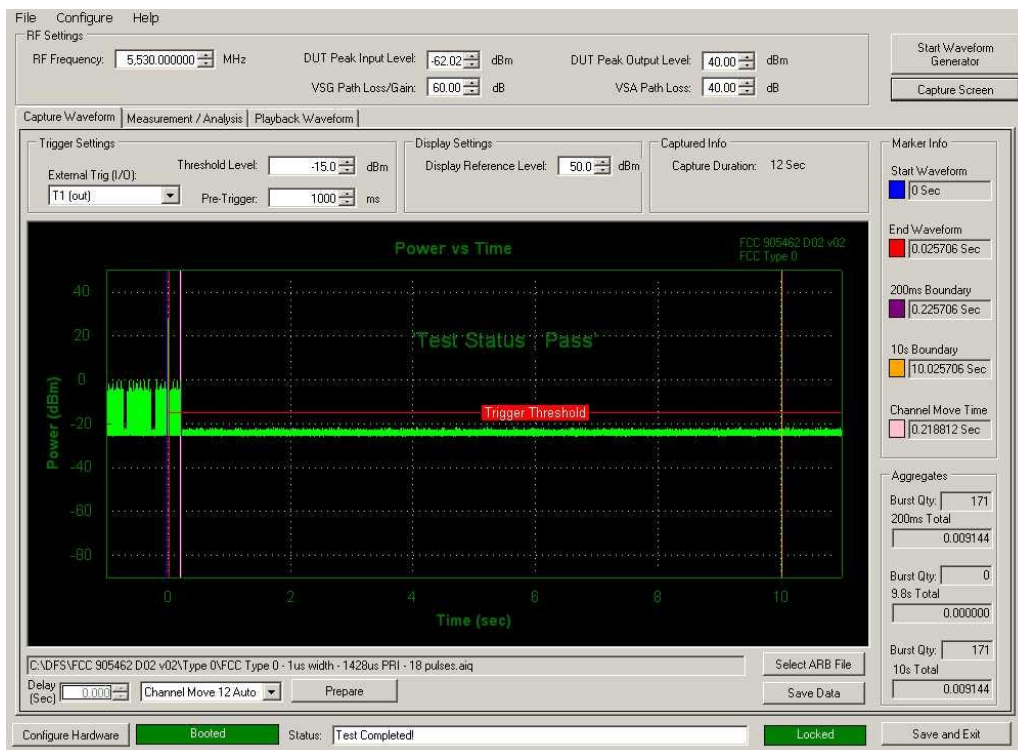


Figure 8-10. 5500MHz - Move Time and Aggregate Time (20 MHz)

|   |   |                            |                                 |
|---|---|----------------------------|---------------------------------|
| FCC ID: BCGA2014                        | <b>MEASUREMENT REPORT<br/>(CERTIFICATION)</b> |                            | Approved by:<br>Quality Manager |
| Test Report S/N:<br>1C1806050011-09.BCG | Test Dates:<br>07/26/2018 - 10/12/2018        | EUT Type:<br>Tablet Device | Page 31 of 41                   |



**Figure 8-11. 5510MHz - Move Time and Aggregate Time (40 MHz)**



**Figure 8-12. 5530MHz - Move Time and Aggregate Time (80 MHz)**

|   |   |                            |                                 |
|---|---|----------------------------|---------------------------------|
| FCC ID: BCGA2014                        |  <b>MEASUREMENT REPORT<br/>(CERTIFICATION)</b> |                            | Approved by:<br>Quality Manager |
| Test Report S/N:<br>1C1806050011-09.BCG | Test Dates:<br>07/26/2018 - 10/12/2018  | EUT Type:<br>Tablet Device | Page 32 of 41                   |



## 9.0 TEST RESULTS - CLIENT BEACON TEST (10 MINUTES)

### 9.1 Monitoring 10 minutes Mode 1:

#### Notes:

1. No frequency transmission detected during the aggregate 10 monitoring period.

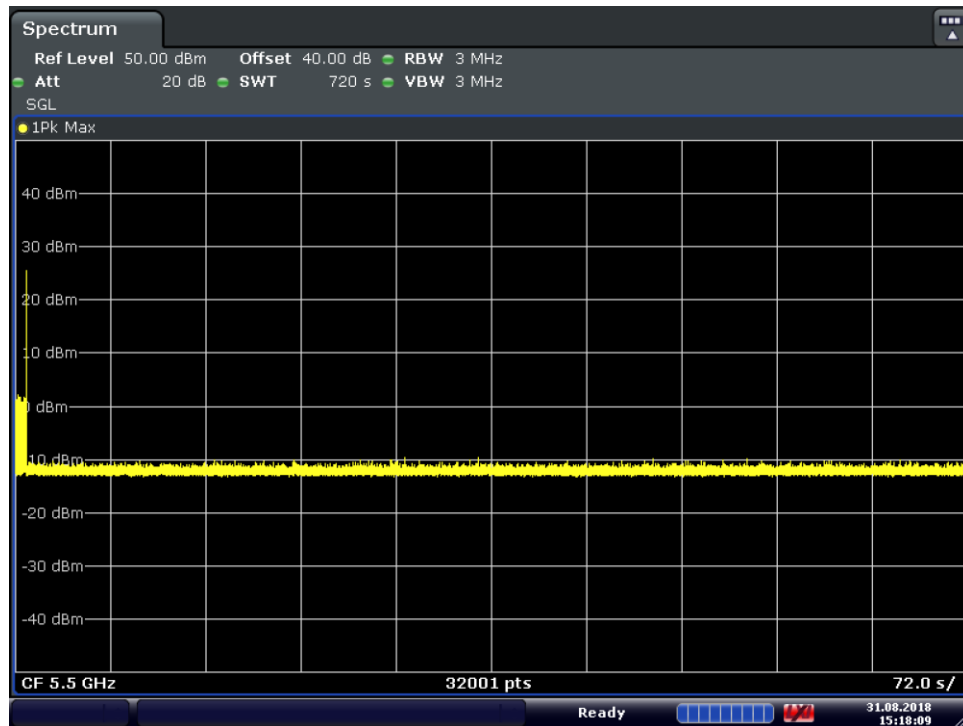


Figure 9-1. 5500MHz - Monitoring 10 minutes (20MHz)

|   |   |                            |                                 |
|---|---|----------------------------|---------------------------------|
| FCC ID: BCGA2014                        |  <b>MEASUREMENT REPORT<br/>(CERTIFICATION)</b> |                            | Approved by:<br>Quality Manager |
| Test Report S/N:<br>1C1806050011-09.BCG | Test Dates:<br>07/26/2018 - 10/12/2018  | EUT Type:<br>Tablet Device | Page 33 of 41                   |

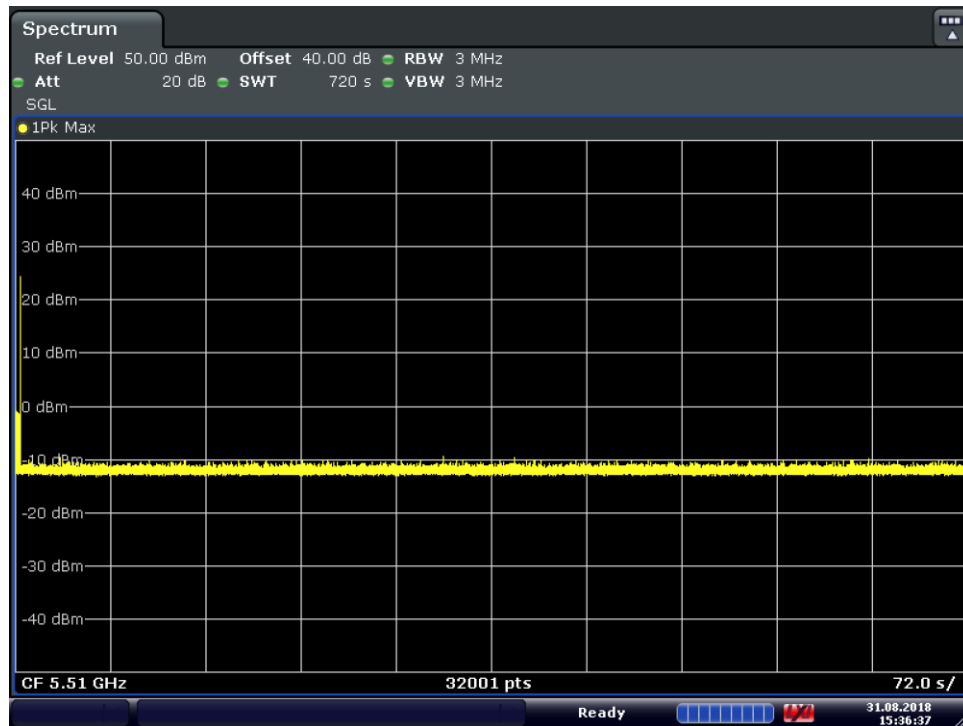


Figure 9-2 5510MHz - Monitoring 10 minutes (40MHz)

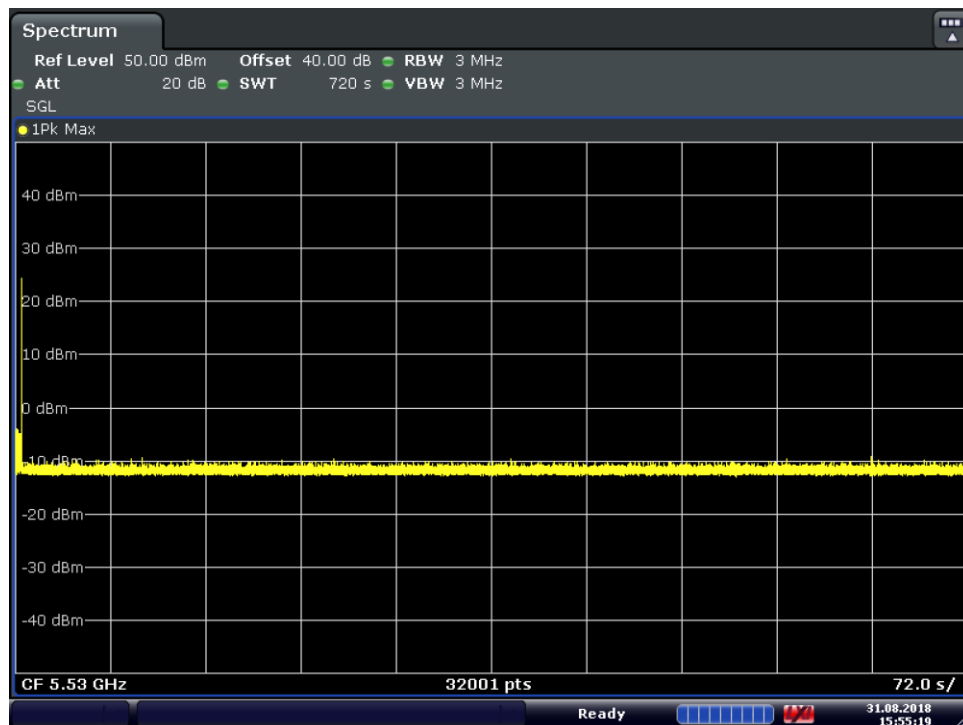


Figure 9-3. 2 5530MHz - Monitoring 10 minutes (80MHz)

|   |   |                            |                                 |
|---|---|----------------------------|---------------------------------|
| FCC ID: BCGA2014                        |  <b>MEASUREMENT REPORT<br/>(CERTIFICATION)</b> |                            | Approved by:<br>Quality Manager |
| Test Report S/N:<br>1C1806050011-09.BCG | Test Dates:<br>07/26/2018 - 10/12/2018  | EUT Type:<br>Tablet Device | Page 34 of 41                   |

## 9.2 Monitoring 10 minutes Mode 2:

### Notes:

1. No frequency transmission detected during the aggregate 10 monitoring period.

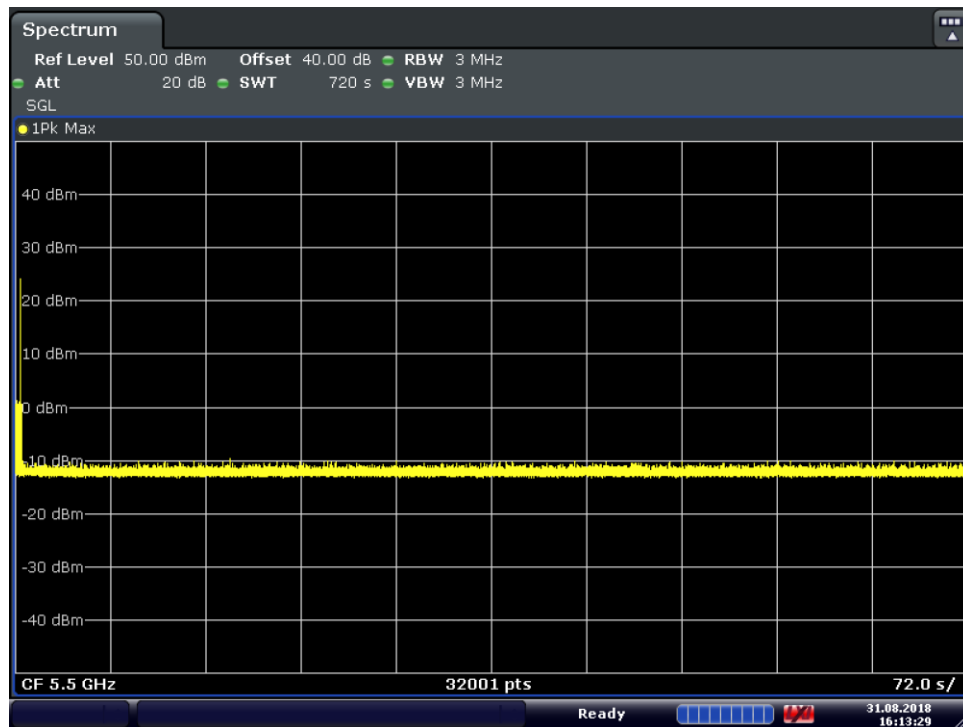


Figure 9-4. 5500MHz - Monitoring 10 minutes (20MHz)

|   |   |                            |                                 |
|---|---|----------------------------|---------------------------------|
| FCC ID: BCGA2014                        |  <b>MEASUREMENT REPORT<br/>(CERTIFICATION)</b> |                            | Approved by:<br>Quality Manager |
| Test Report S/N:<br>1C1806050011-09.BCG | Test Dates:<br>07/26/2018 - 10/12/2018  | EUT Type:<br>Tablet Device | Page 35 of 41                   |

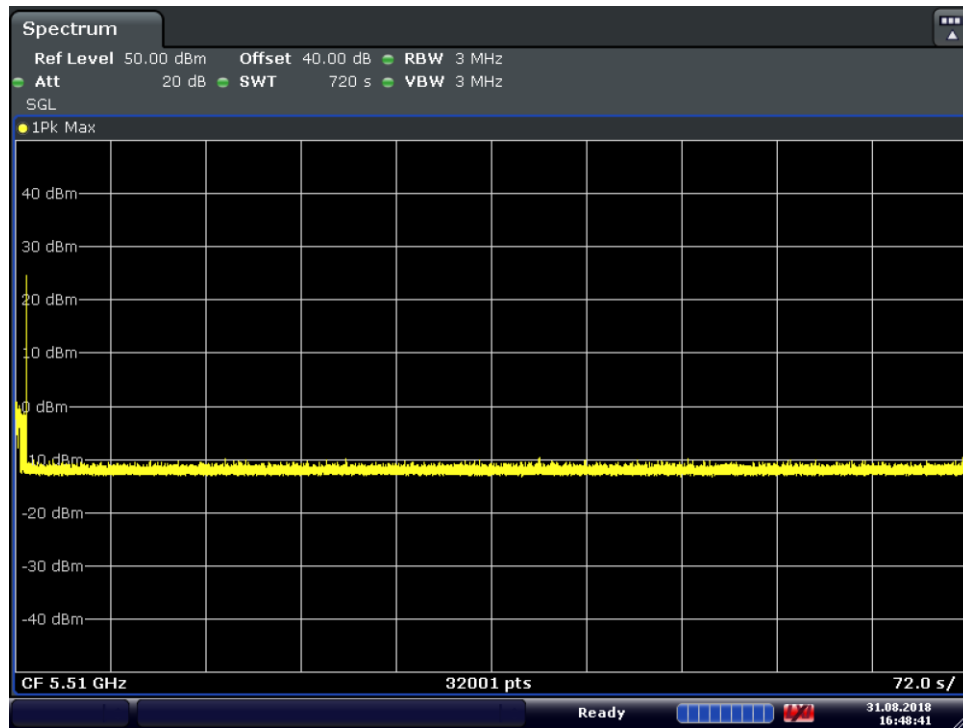


Figure 9-5. 5510MHz - Monitoring 10 minutes (40MHz)

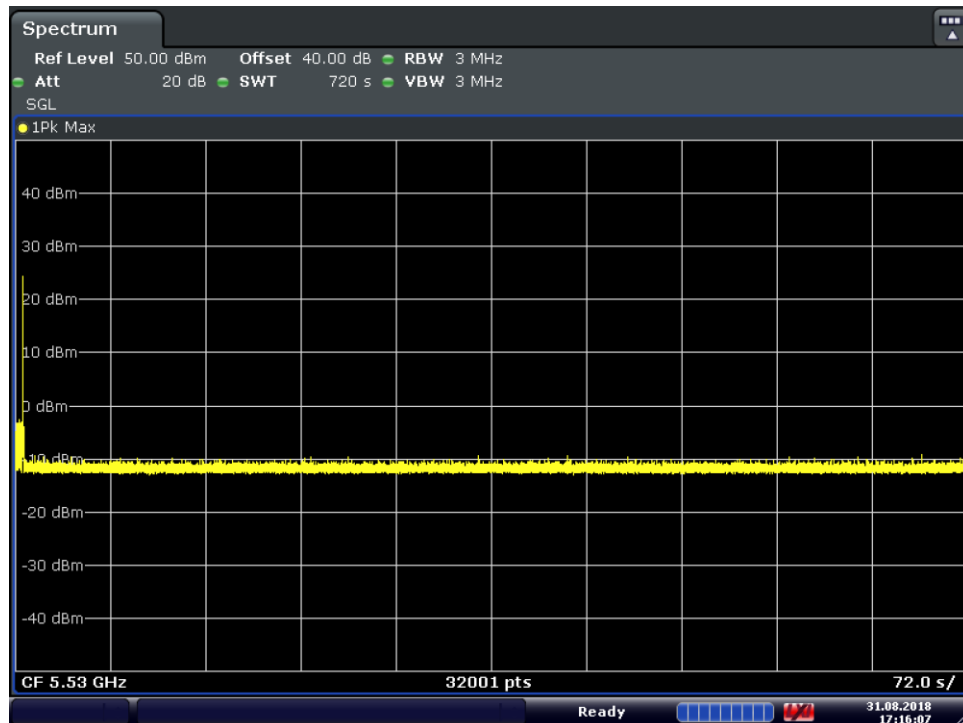


Figure 9-6. 5530MHz - Monitoring 10 minutes (80MHz)

|   |   |                            |                                 |
|---|---|----------------------------|---------------------------------|
| FCC ID: BCGA2014                        |  <b>MEASUREMENT REPORT<br/>(CERTIFICATION)</b> |                            | Approved by:<br>Quality Manager |
| Test Report S/N:<br>1C1806050011-09.BCG | Test Dates:<br>07/26/2018 - 10/12/2018  | EUT Type:<br>Tablet Device | Page 36 of 41                   |

### 9.3 Monitoring 10 minutes Mode 3:

#### Notes:

1. No frequency transmission detected during the aggregate 10 monitoring period.

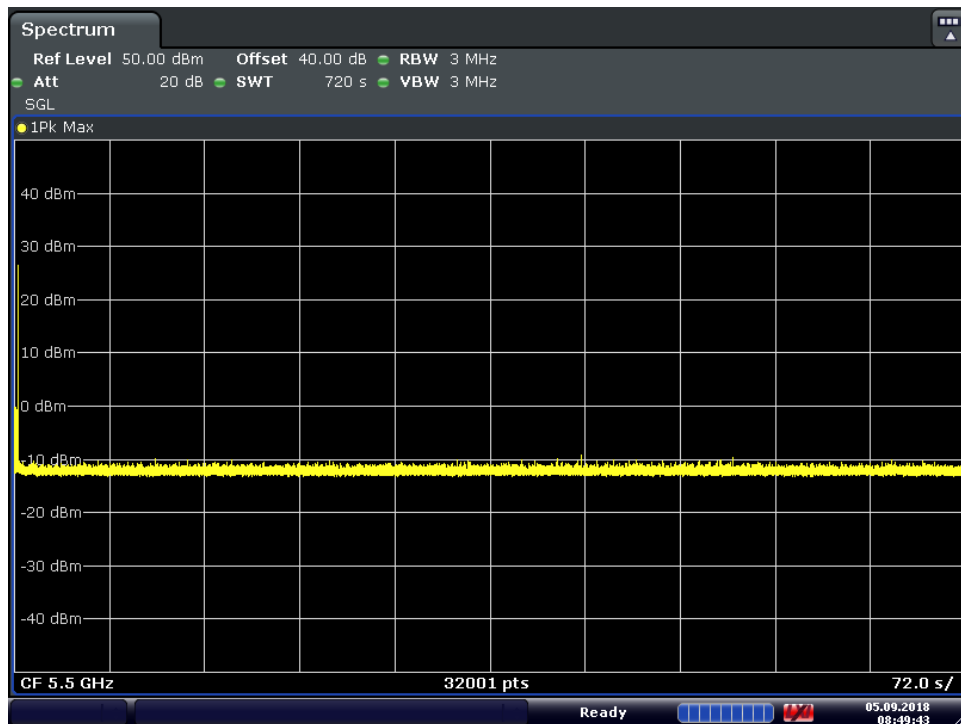


Figure 9-7. 5500MHz - Monitoring 10 minutes (20MHz)

|   |   |                            |                                 |
|---|---|----------------------------|---------------------------------|
| FCC ID: BCGA2014                        |  <b>MEASUREMENT REPORT<br/>(CERTIFICATION)</b> |                            | Approved by:<br>Quality Manager |
| Test Report S/N:<br>1C1806050011-09.BCG | Test Dates:<br>07/26/2018 - 10/12/2018  | EUT Type:<br>Tablet Device | Page 37 of 41                   |

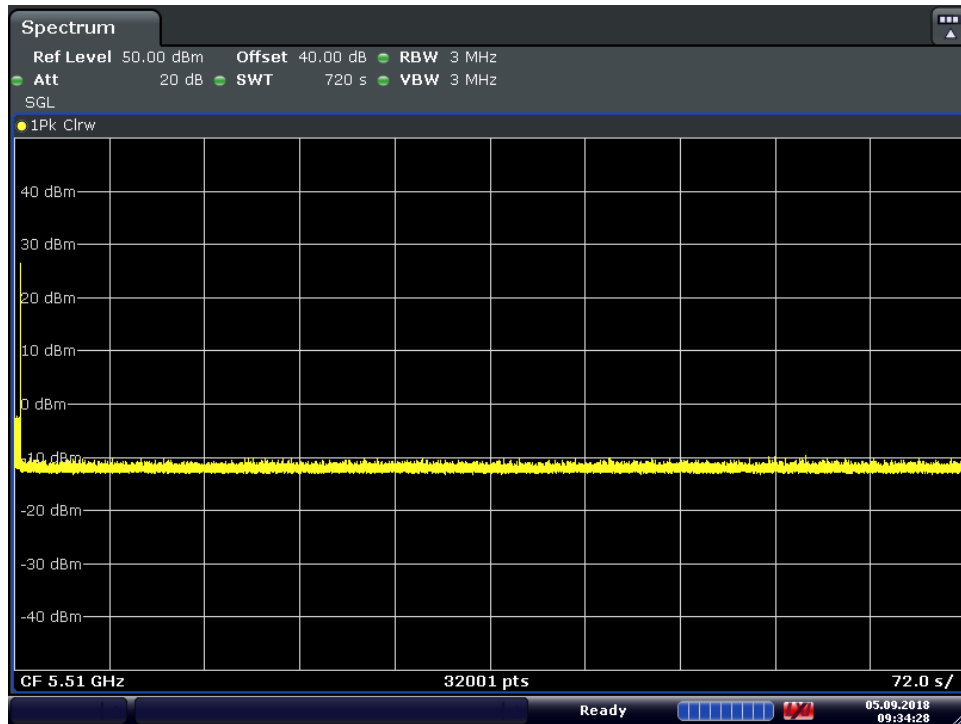


Figure 9-8. 5510MHz - Monitoring 10 minutes (40MHz)

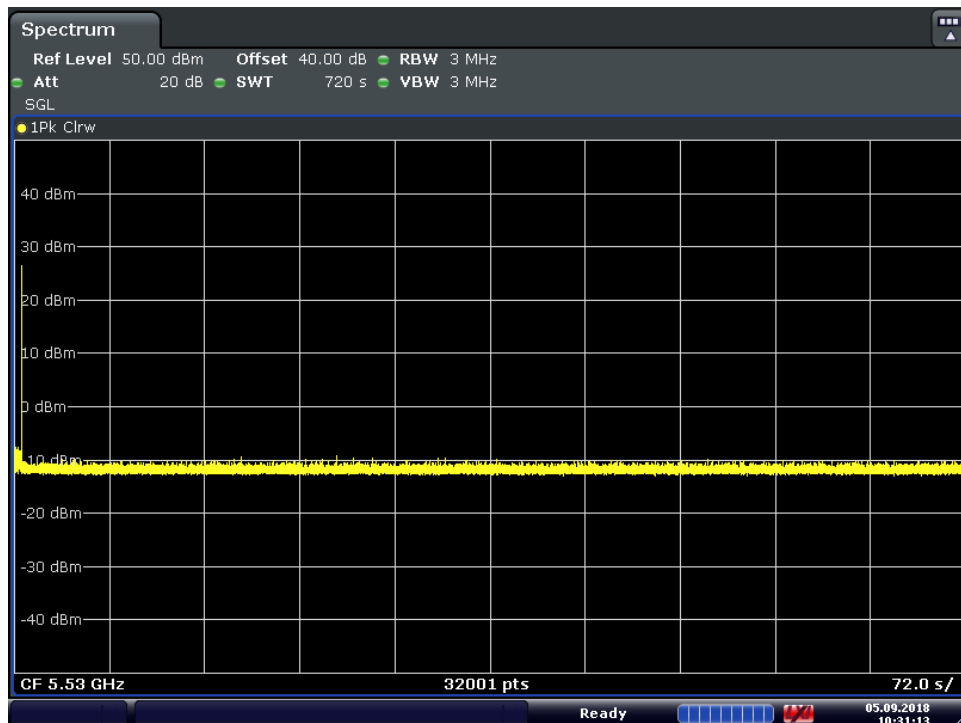


Figure 9-9. 5530MHz - Monitoring 10 minutes (80MHz)

|   |   |                            |                                 |
|---|---|----------------------------|---------------------------------|
| FCC ID: BCGA2014                        |  <b>MEASUREMENT REPORT<br/>(CERTIFICATION)</b> |                            | Approved by:<br>Quality Manager |
| Test Report S/N:<br>1C1806050011-09.BCG | Test Dates:<br>07/26/2018 - 10/12/2018  | EUT Type:<br>Tablet Device | Page 38 of 41                   |

## 9.4 Monitoring 10 minutes Mode 4:

### Notes:

1. No frequency transmission detected during the aggregate 10 monitoring period.

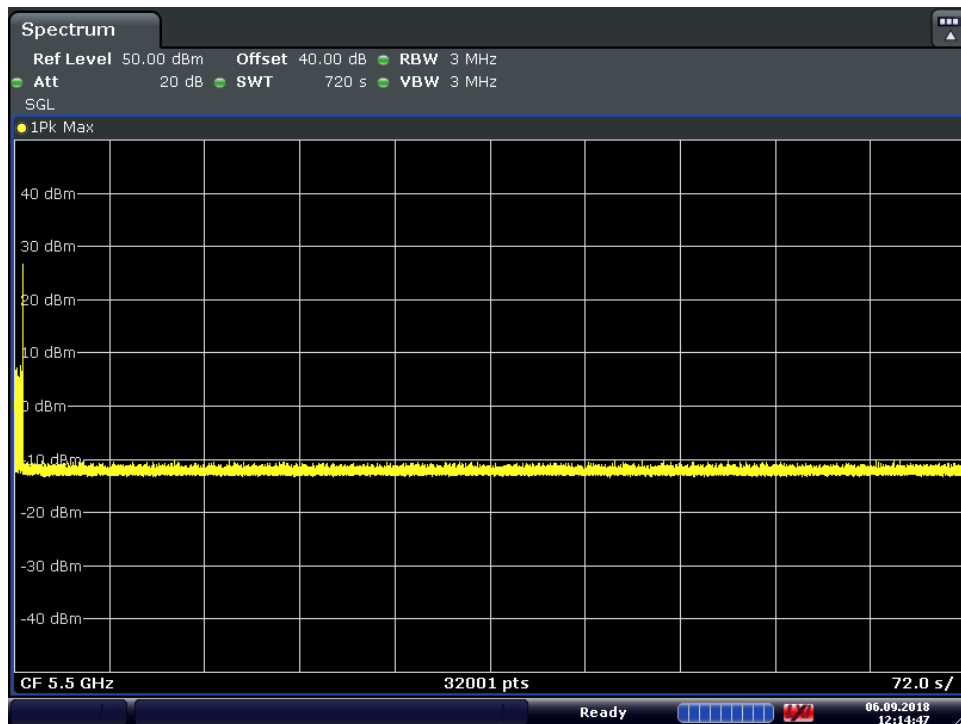


Figure 9-10. 5500MHz - Monitoring 10 minutes (20MHz)

|   |   |                            |                                 |
|---|---|----------------------------|---------------------------------|
| FCC ID: BCGA2014                        |  <b>MEASUREMENT REPORT<br/>(CERTIFICATION)</b> |                            | Approved by:<br>Quality Manager |
| Test Report S/N:<br>1C1806050011-09.BCG | Test Dates:<br>07/26/2018 - 10/12/2018  | EUT Type:<br>Tablet Device | Page 39 of 41                   |

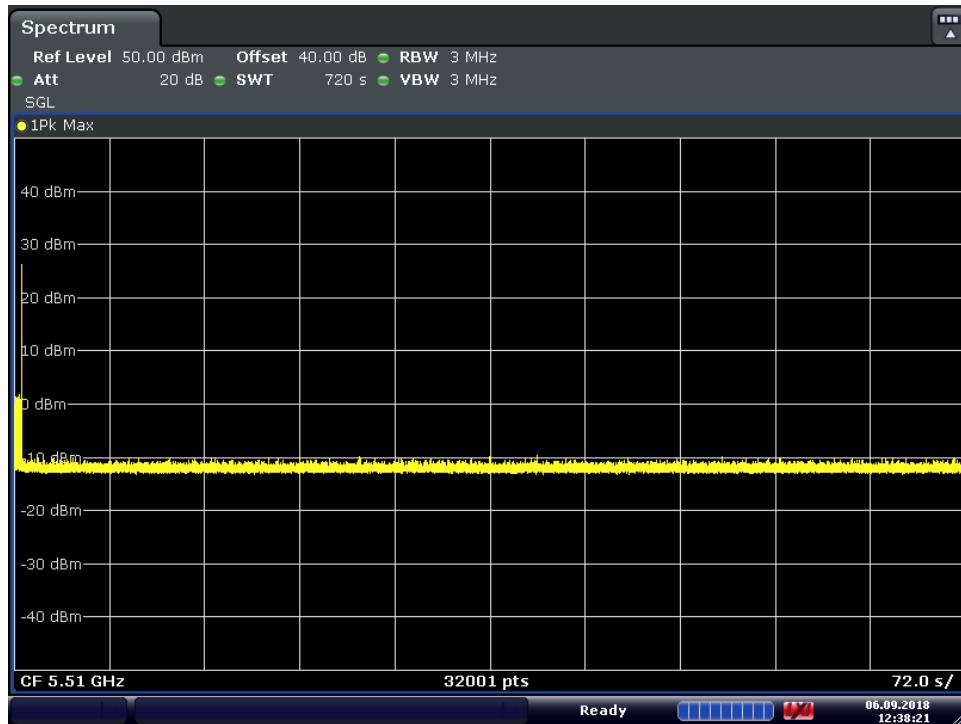


Figure 9-11 5510MHz - Monitoring 10 minutes (40MHz)

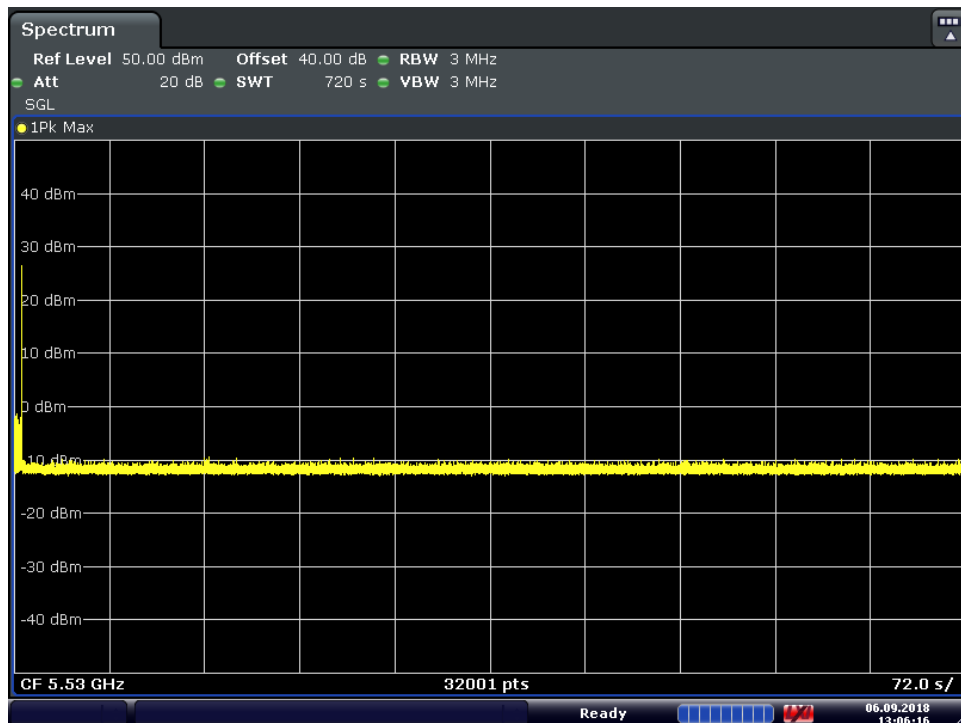


Figure 9-12 5530MHz - Monitoring 10 minutes (80MHz)

|   |   |                            |                                 |
|---|---|----------------------------|---------------------------------|
| FCC ID: BCGA2014                        |  <b>MEASUREMENT REPORT<br/>(CERTIFICATION)</b> |                            | Approved by:<br>Quality Manager |
| Test Report S/N:<br>1C1806050011-09.BCG | Test Dates:<br>07/26/2018 - 10/12/2018  | EUT Type:<br>Tablet Device | Page 40 of 41                   |



## 10.0 CONCLUSION

The data collected relate only to the item(s) tested and show that the **Apple Tablet Device FCC ID: BCGA2014** is in compliance with the DFS requirements for a Client Device without radar detection in accordance with Part 15.407 of the FCC Rules and RSS-247 of the Innovation, Science and Economic Development Canada Rules.

|  |   |   |  |
|--|---|---|--|
| <b>FCC ID:</b> BCGA2014                        |  <b>PCTEST</b><br>ENGINEERING LABORATORY, INC. | <b>MEASUREMENT REPORT<br/>(CERTIFICATION)</b> | <b>Approved by:</b><br>Quality Manager |
| <b>Test Report S/N:</b><br>1C1806050011-09.BCG | <b>Test Dates:</b><br>07/26/2018 - 10/12/2018   | <b>EUT Type:</b><br>Tablet Device             | Page 41 of 41                          |