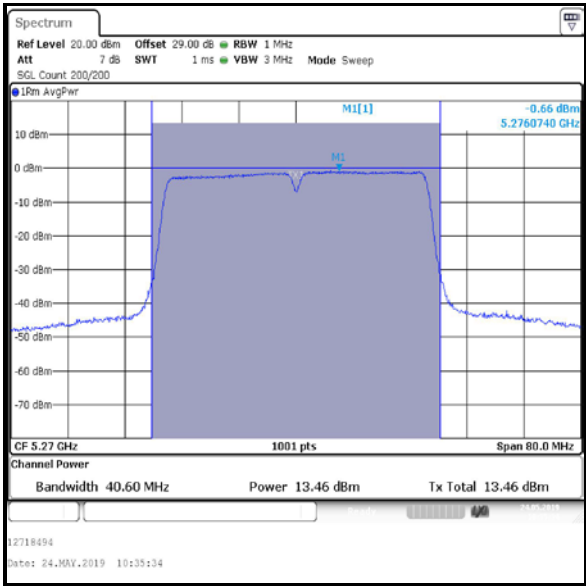
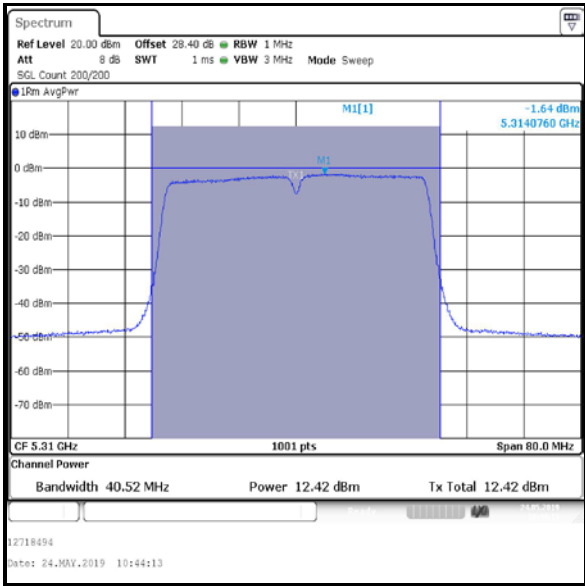


**Transmitter Maximum Conducted Output Power (5.25-5.35 GHz band) (continued)**

**Results: 802.11n / 40 MHz / MIMO / 3Tx TXBF / BPSK / MCS0 / Core 1**

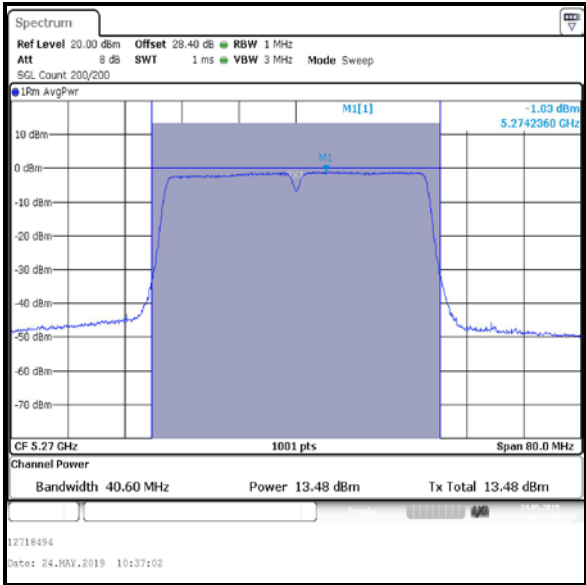


Bottom Channel

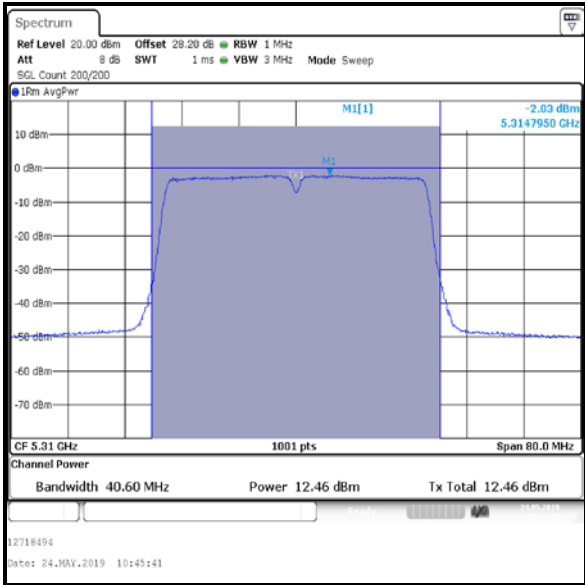


Top Channel

**Results: 802.11n / 40 MHz / MIMO / 3Tx TXBF / BPSK / MCS0 / Core 2**



Bottom Channel



Top Channel

**Transmitter Maximum Conducted Output Power (5.25-5.35 GHz band) (continued)****Results: 802.11ac / 80 MHz / MIMO / 3Tx TXBF / BPSK / MCS0x1**

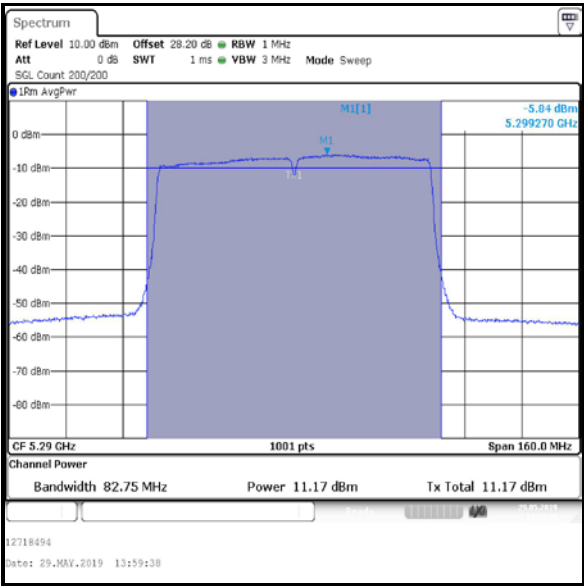
Channel	Frequency (MHz)	Core 0			Core 1		
		Conducted Power (dBm)	Duty Cycle correction factor (dB)	Corrected Conducted Power (dBm)	Conducted Power (dBm)	Duty Cycle correction factor (dB)	Corrected Conducted Power (dBm)
Single	5290	11.2	0.1	11.3	11.2	0.1	11.3

Channel	Frequency (MHz)	Core 2			Core 0, Core 1 & Core 2		
		Conducted Power (dBm)	Duty Cycle correction factor (dB)	Corrected Conducted Power (dBm)	Corrected Conducted Power Core 0 (dBm)	Corrected Conducted Power Core 1 (dBm)	Corrected Conducted Power Core 2 (dBm)
Single	5290	10.9	0.1	11.0	11.3	11.3	11.0

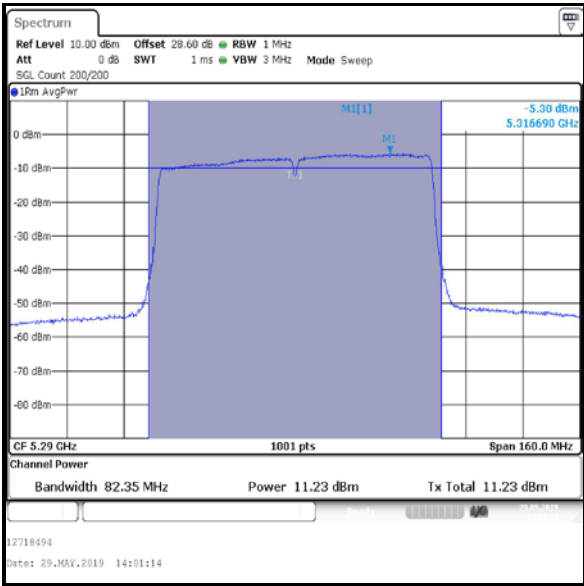
Channel	Frequency (MHz)	Combined Conducted Power (dBm)	Limit (dBm)	Margin (dB)	Result
Single	5290	16.0	20.8	4.8	Complied

Transmitter Maximum Conducted Output Power (5.25-5.35 GHz band) (continued)

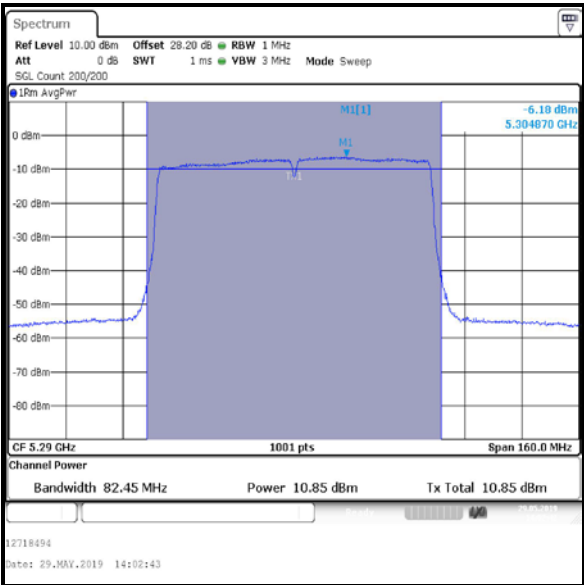
Results: 802.11ac / 80 MHz / MIMO / 3Tx TXBF / BPSK / MCS0x1



Single Channel / Core 0



Single Channel / Core 1



Single Channel / Core 2

**Transmitter Maximum Conducted Output Power (5.47-5.725 GHz band)****4.4.3. 5.47-5.725 GHz band****Test Summary:**

<b>Test Engineers:</b>	Max Passell, Victor Carmon & Matthew Botfield	<b>Test Dates:</b>	19 May 2019 to 30 May 2019
<b>Test Sample Serial Numbers:</b>	C02YF007MFLF & C02YD003MFLQ		

<b>FCC Reference:</b>	Part 15.407(a)(2)
<b>Test Method Used:</b>	KDB 789033 D02 Section II.E.2.b) and II.E.2.d)

**Environmental Conditions:**

<b>Temperature (°C):</b>	20 to 23
<b>Relative Humidity (%):</b>	40 to 54

**Transmitter Maximum Conducted Output Power (5.47-5.725 GHz band) (continued)****Note(s):**

1. For conducted power tests where the duty cycle is >98%, the measurements were performed using a signal analyser in accordance with FCC KDB 789033 II.E.2.b) Method SA-1. Where the duty cycle is <98%, the measurements were performed in accordance with FCC KDB 789033 II.E.2.d) Method SA-2. The signal analyser's integration function was used to integrate across the 26 dB emission bandwidth. The resolution bandwidth was set to 1 MHz and video bandwidth 3 MHz. An RMS detector was used and sweep time was set to auto and 200 traces performed. The span was set to encompass the entire 26 dB emission bandwidth. The channel power results are recorded in the tables below.
2. Measurements were performed using configurations detailed in Section 3.5 of this test report on the relevant channels.
3. For data rates where the EUT was transmitting at <98% duty cycle, the calculated duty cycle in Section 4.1 was added to the measured power in order to compute the average power during the actual transmission time.
4. The FCC Part 15.407(a)(2) limit is the lesser of 250 mW (24.0 dBm) or  $11 \text{ dBm} + 10 \log_{10} B$ , where B is the previously measured 26 dB emission bandwidth in MHz. For U-NII-2C band, the 26 dB EBW is greater than 20 MHz.

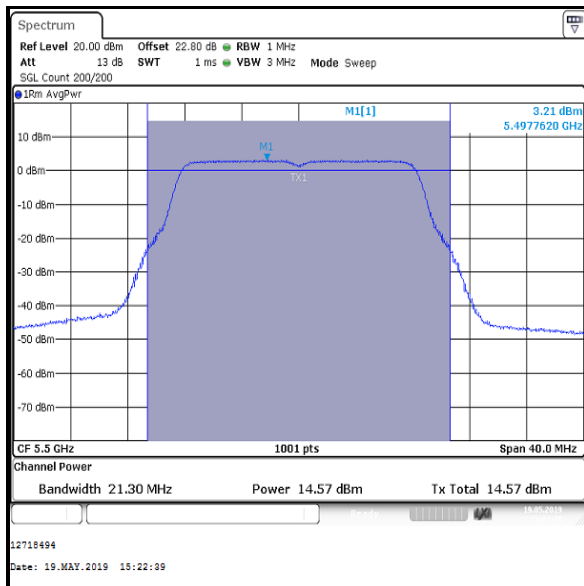
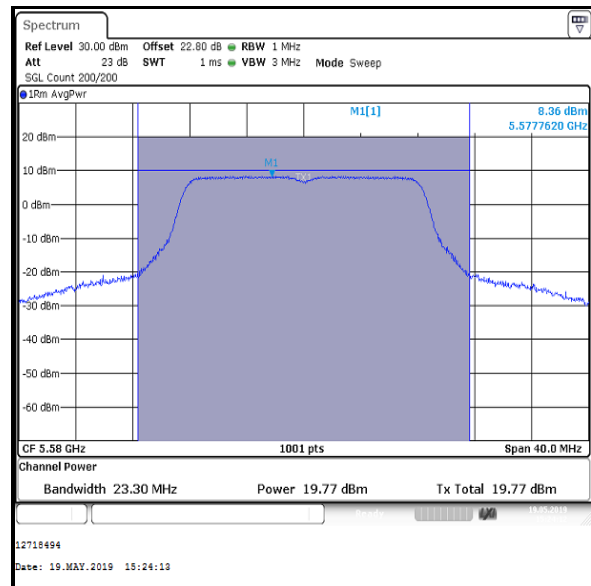
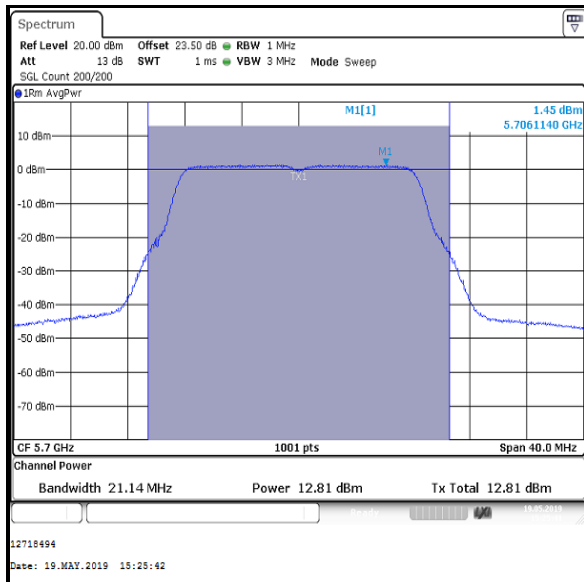
$$\begin{aligned} &\text{For } B > 20 \text{ MHz} \rightarrow \\ &\rightarrow \log_{10} B > \log_{10} 20 \rightarrow \\ &\rightarrow 10 \log_{10} B > 10 \log_{10} 20 \rightarrow \\ &\rightarrow 11 + 10 \log_{10} B > 11 + 10 \log_{10} 20 \rightarrow \\ &\rightarrow 11 + 10 \log_{10} B > 24.0 \text{ dBm} \end{aligned}$$

Therefore for measured emission bandwidths greater than 20 MHz, the lesser of the two limits is the fixed limit of 250 mW (24.0 dBm). This was applied to the results.

5. For MIMO modes, conducted power was measured on both ports and then combined using the measure-and-sum method stated in FCC KDB 662911 D01 Section E)1).
6. For SISO, MIMO CDD and MIMO SDM modes of operation, the antenna gain is < 6 dBi.
7. For 2Tx TXBF modes of operation presented in this section of the test report, the EUT has a directional antenna gain of 8.6 dBi. In accordance with Part 15.407(a)(2), the limit was reduced by the amount in dB the antenna gain exceeds 6 dBi. Therefore the limit of 24.0 dBm has been reduced by 2.6 dB to 21.4 dBm.
8. For 3Tx TXBF modes of operation presented in this section of the test report, the EUT has a directional antenna gain of 10.1 dBi. In accordance with Part 15.407(a)(2), the limit was reduced by the amount in dB the antenna gain exceeds 6 dBi. Therefore the limit of 24.0 dBm has been reduced by 4.1 dB to 19.9 dBm.
9. For details on antenna gains refer to Section 3.4 of this test report.
10. The signal analyser was connected to the RF port on the EUT using an RF switch, suitable attenuation and RF cable. An RF level offset was entered on the signal analyser to compensate for the loss of the attenuator and RF cable.
11. The EUT with serial number C02YF007MFLF was used for non-TxBF tests, the EUT with serial C02YD003MFLQ number was used for TxBF tests.

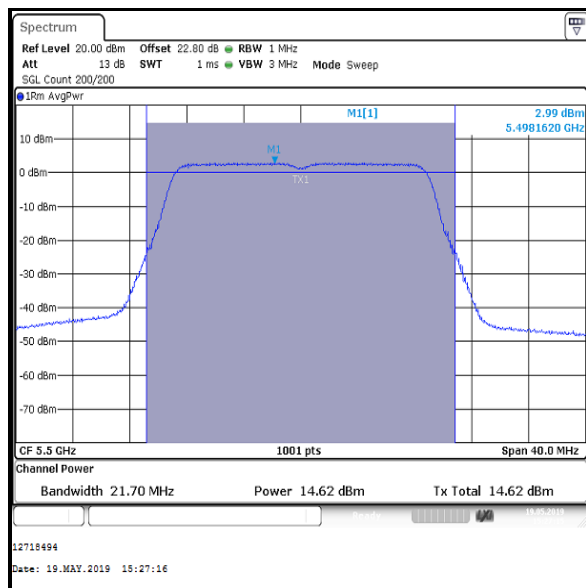
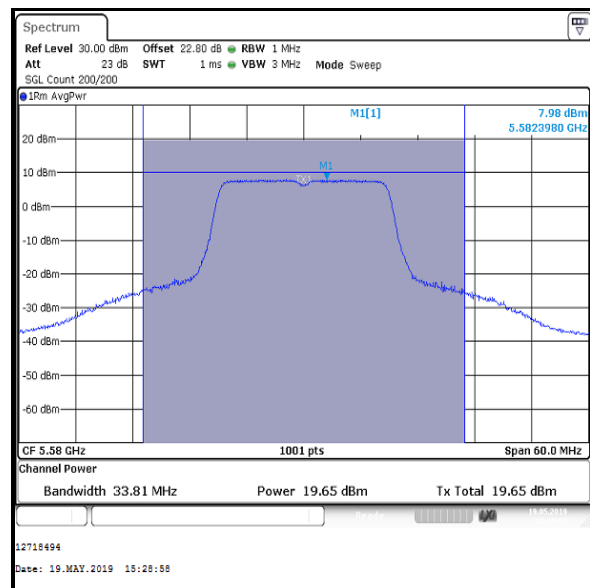
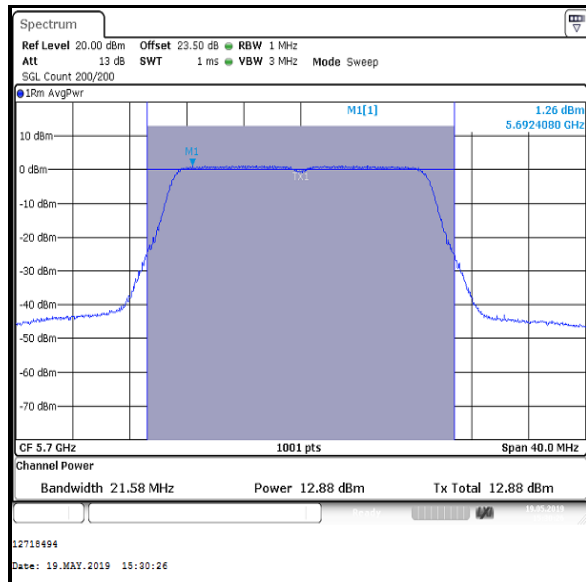
**Transmitter Maximum Conducted Output Power (5.47-5.725 GHz band) (continued)****Results: 802.11a / 20 MHz / SISO / BPSK / 6 Mbps / Core 0**

Channel	Frequency (MHz)	Conducted Power (dBm)	Limit (dBm)	Margin (dB)	Result
Bottom	5500	14.6	24.0	9.4	Complied
Middle	5580	19.8	24.0	4.2	Complied
Top	5700	12.8	24.0	11.2	Complied

**Bottom Channel****Middle Channel****Top Channel**

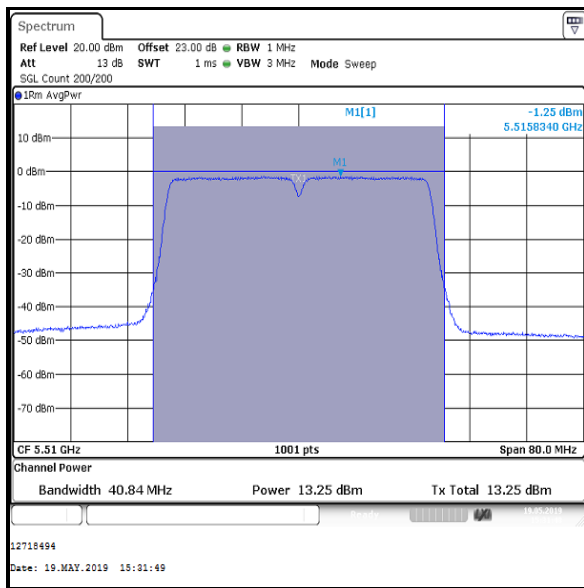
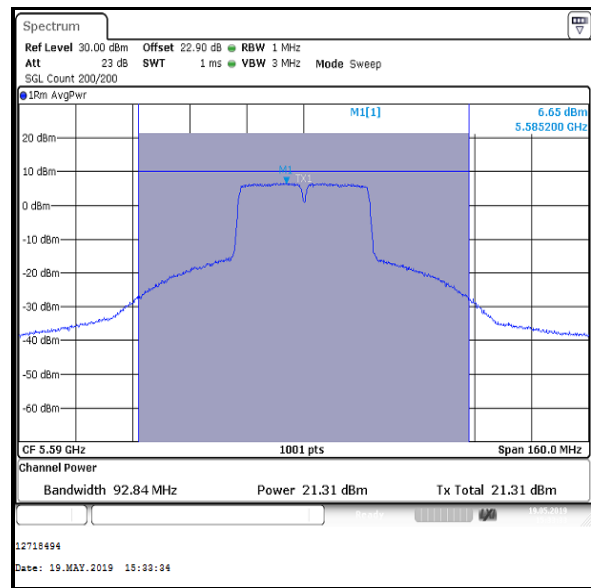
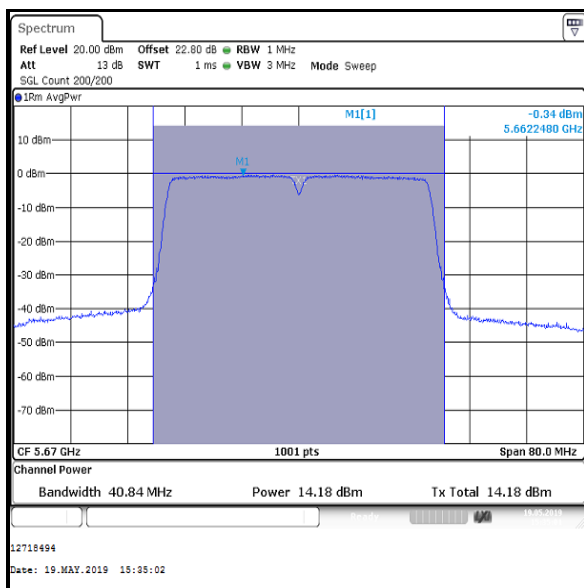
**Transmitter Maximum Conducted Output Power (5.47-5.725 GHz band) (continued)****Results: 802.11n / 20 MHz / SISO / BPSK / MCS0 / Core 0**

Channel	Frequency (MHz)	Conducted Power (dBm)	Limit (dBm)	Margin (dB)	Result
Bottom	5500	14.6	24.0	9.4	Complied
Middle	5580	19.7	24.0	4.3	Complied
Top	5700	12.9	24.0	11.1	Complied

**Bottom Channel****Middle Channel****Top Channel**

**Transmitter Maximum Conducted Output Power (5.47-5.725 GHz band) (continued)****Results: 802.11n / 40 MHz / SISO / BPSK / MCS0 / Core 0**

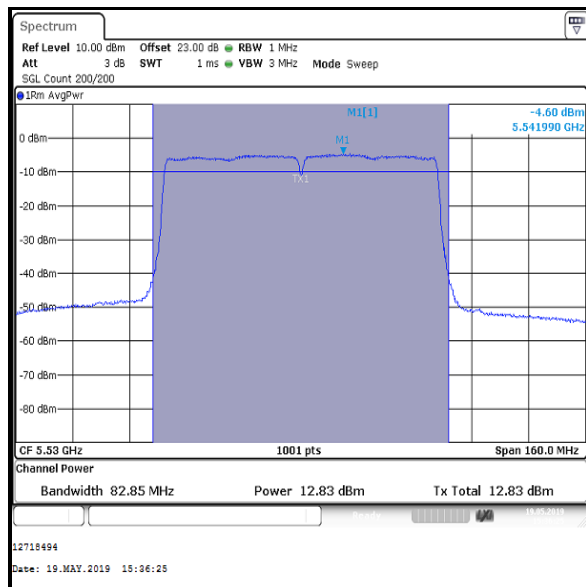
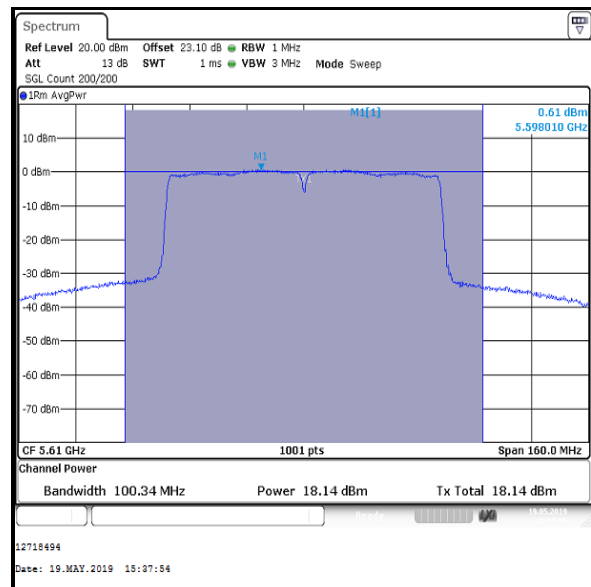
Channel	Frequency (MHz)	Conducted Power (dBm)	Duty cycle correction factor (dB)	Corrected Conducted Power (dBm)	Limit (dBm)	Margin (dB)	Result
Bottom	5510	13.3	0.1	13.4	24.0	10.6	Complied
Middle	5590	21.3	0.1	21.4	24.0	2.6	Complied
Top	5670	14.2	0.1	14.3	24.0	9.7	Complied

**Bottom Channel****Middle Channel****Top Channel**



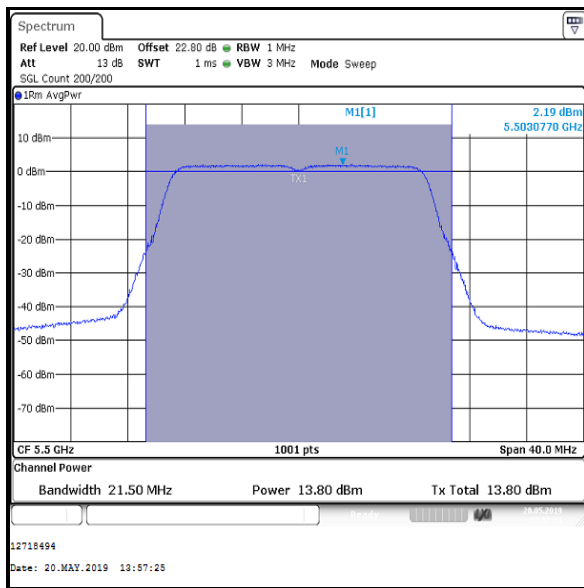
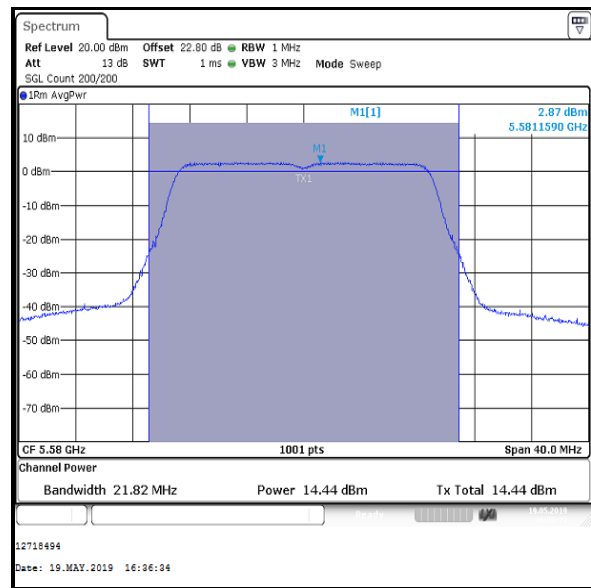
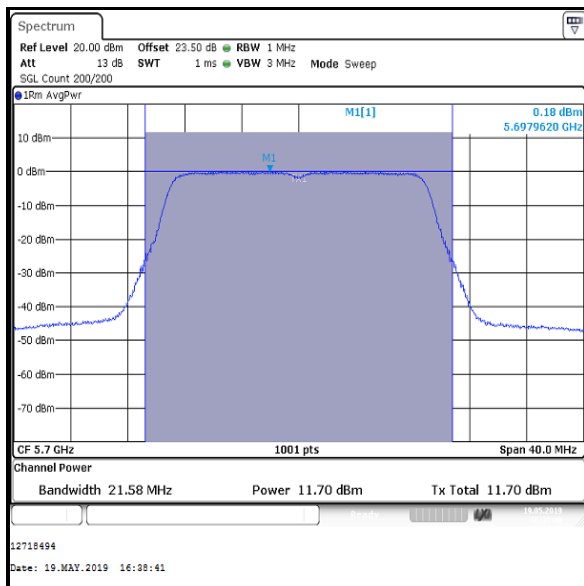
**Transmitter Maximum Conducted Output Power (5.47-5.725 GHz band) (continued)****Results: 802.11ac / 80 MHz / SISO / BPSK / MCS0 / Core 0**

Channel	Frequency (MHz)	Conducted Power (dBm)	Duty cycle correction factor (dB)	Corrected Conducted Power (dBm)	Limit (dBm)	Margin (dB)	Result
Bottom	5530	12.8	0.2	13.0	24.0	11.0	Complied
Top	5610	18.1	0.2	18.3	24.0	5.7	Complied

**Bottom Channel****Top Channel**

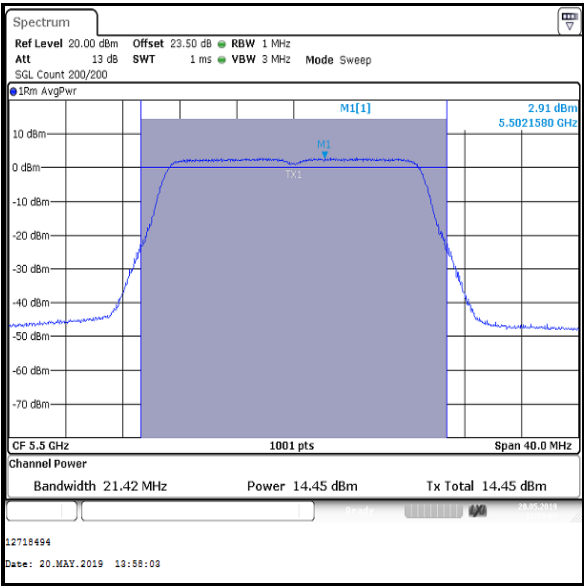
**Transmitter Maximum Conducted Output Power (5.47-5.725 GHz band) (continued)****Results: 802.11n / 20 MHz / MIMO / 2Tx CDD / BPSK / MCS0**

Channel	Frequency (MHz)	Conducted Power Core 0 (dBm)	Conducted Power Core 1 (dBm)	Combined Conducted Power (dBm)	Limit (dBm)	Margin (dB)	Result
Bottom	5500	13.8	14.5	17.2	24.0	6.8	Complied
Middle	5580	14.4	12.4	16.5	24.0	7.5	Complied
Top	5700	11.7	9.6	13.8	24.0	10.2	Complied

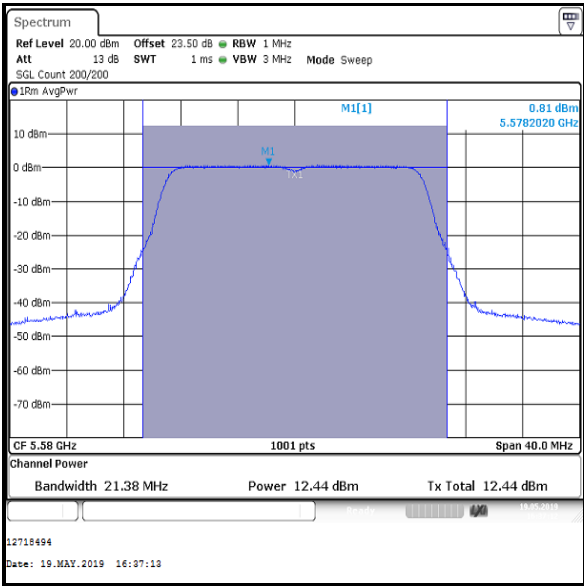
**Results: 802.11n / 20 MHz / MIMO / 2Tx CDD / BPSK / MCS0 / Core 0****Bottom Channel****Middle Channel****Top Channel**

Transmitter Maximum Conducted Output Power (5.47-5.725 GHz band) (continued)

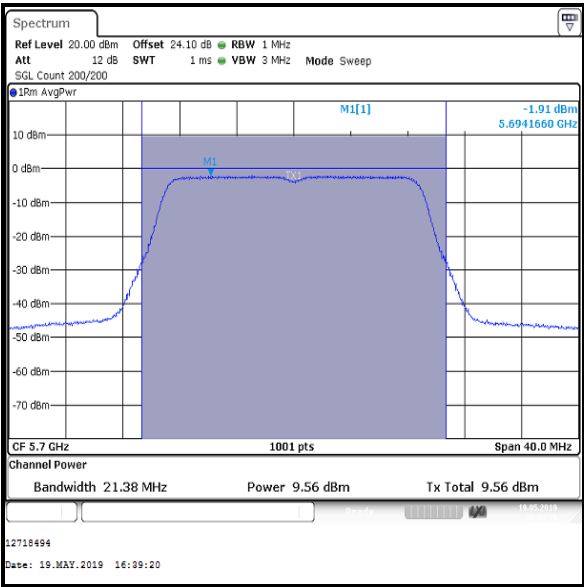
Results: 802.11n / 20 MHz / MIMO / 2Tx CDD / BPSK / MCS0 / Core 1



Bottom Channel



Middle Channel



Top Channel

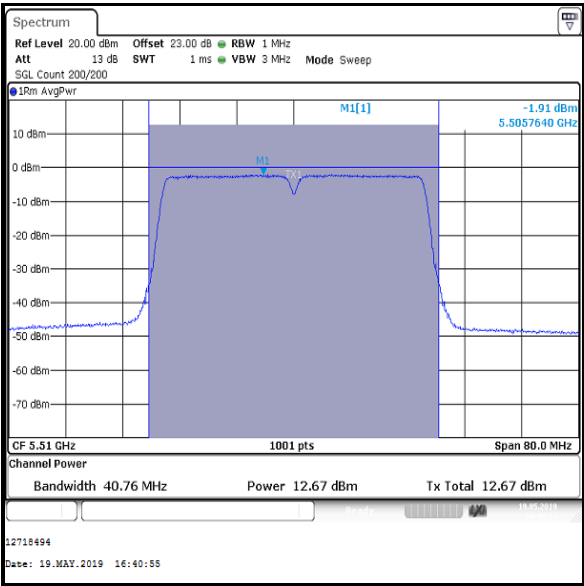
**Transmitter Maximum Conducted Output Power (5.47-5.725 GHz band) (continued)****Results: 802.11n / 40 MHz / MIMO / 2Tx CDD / BPSK / MCS0**

Channel	Frequency (MHz)	Core 0			Core 1		
		Conducted Power (dBm)	Duty Cycle correction factor (dB)	Corrected Conducted Power (dBm)	Conducted Power (dBm)	Duty Cycle correction factor (dB)	Corrected Conducted Power (dBm)
Bottom	5510	12.7	0.1	12.8	11.0	0.1	11.1
Middle	5590	17.4	0.1	17.5	15.5	0.1	15.6
Top	5670	13.5	0.1	13.6	11.3	0.1	11.4

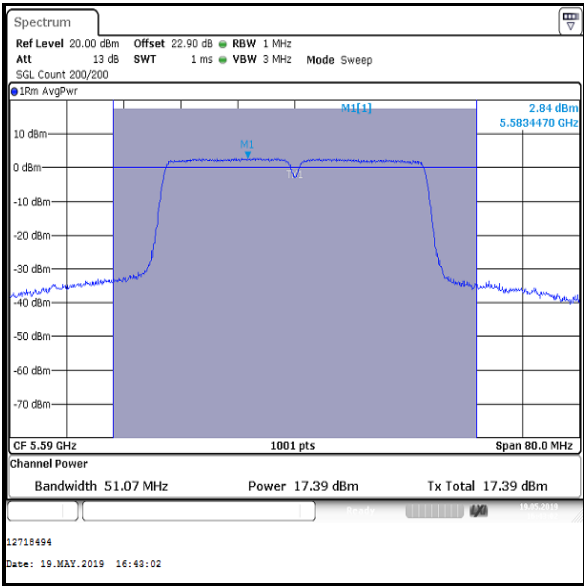
Channel	Frequency (MHz)	Corrected Conducted Power Core 0 (dBm)	Corrected Conducted Power Core 1 (dBm)	Combined Conducted Power (dBm)	Limit (dBm)	Margin (dB)	Result
Bottom	5510	12.8	11.1	15.0	24.0	9.0	Complied
Middle	5590	17.5	15.6	19.7	24.0	4.3	Complied
Top	5670	13.6	11.4	15.6	24.0	8.4	Complied

Transmitter Maximum Conducted Output Power (5.47-5.725 GHz band) (continued)

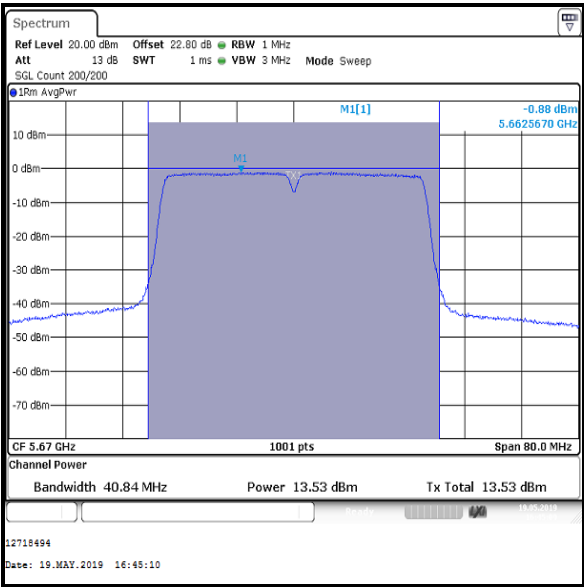
Results: 802.11n / 40 MHz / MIMO / 2Tx CDD / BPSK / MCS0 / Core 0



Bottom Channel



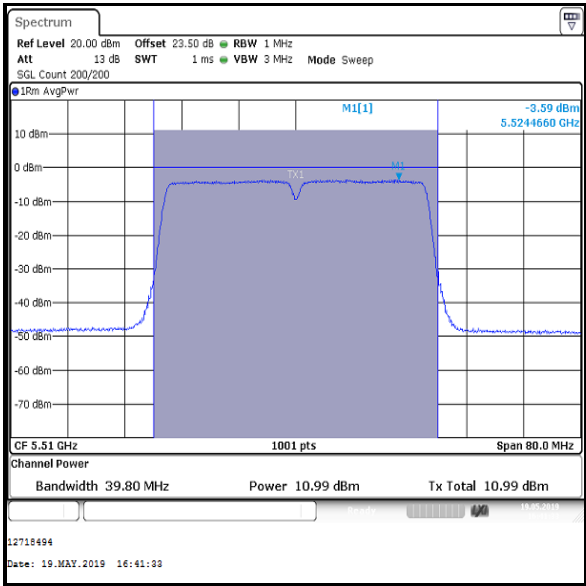
Middle Channel



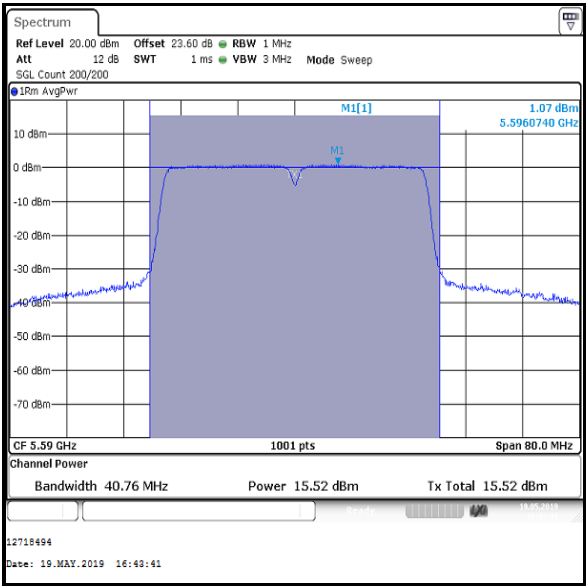
Top Channel

Transmitter Maximum Conducted Output Power (5.47-5.725 GHz band) (continued)

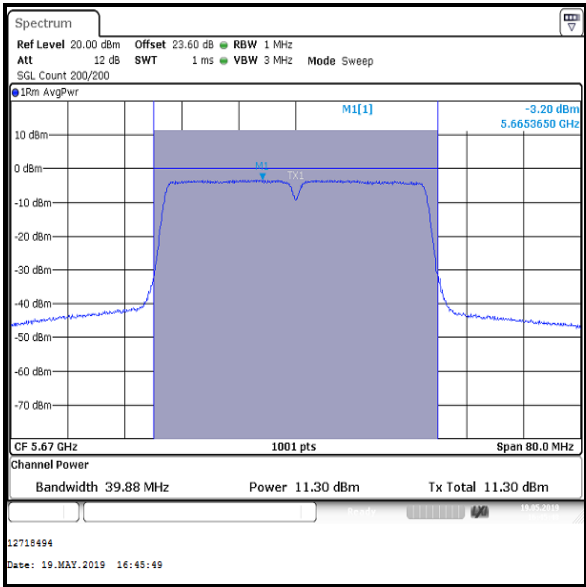
Results: 802.11n / 40 MHz / MIMO / 2Tx CDD / BPSK / MCS0 / Core 1



Bottom Channel



Middle Channel

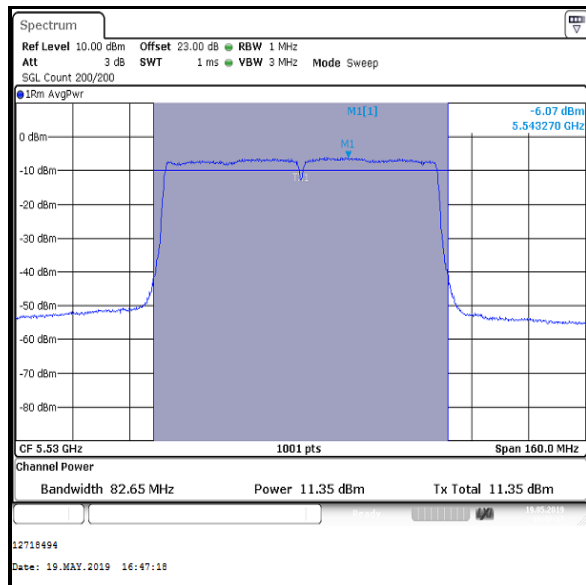


Top Channel

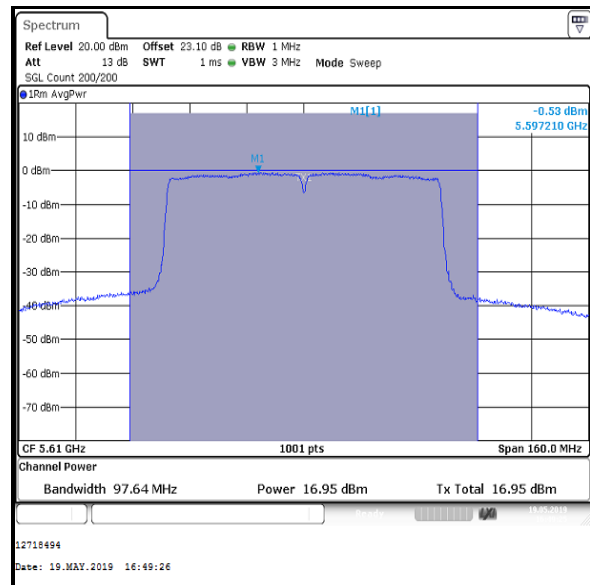
**Transmitter Maximum Conducted Output Power (5.47-5.725 GHz band) (continued)****Results: 802.11ac / 80 MHz / MIMO / 2Tx CDD / BPSK / MCS0x1**

Channel	Frequency (MHz)	Core 0			Core 1		
		Conducted Power (dBm)	Duty Cycle correction factor (dB)	Corrected Conducted Power (dBm)	Conducted Power (dBm)	Duty Cycle correction factor (dB)	Corrected Conducted Power (dBm)
Bottom	5530	11.4	0.2	11.6	9.8	0.2	10.0
Top	5610	17.0	0.2	17.2	14.6	0.2	14.8

Channel	Frequency (MHz)	Corrected Conducted Power Core 0 (dBm)	Corrected Conducted Power Core 1 (dBm)	Combined Conducted Power (dBm)	Limit (dBm)	Margin (dB)	Result
Bottom	5530	11.6	10.0	13.9	24.0	10.1	Complied
Top	5610	17.2	14.8	19.2	24.0	4.8	Complied

**Results: 802.11ac / 80 MHz / MIMO / 2Tx CDD / BPSK / MCS0x1 / Core 0**

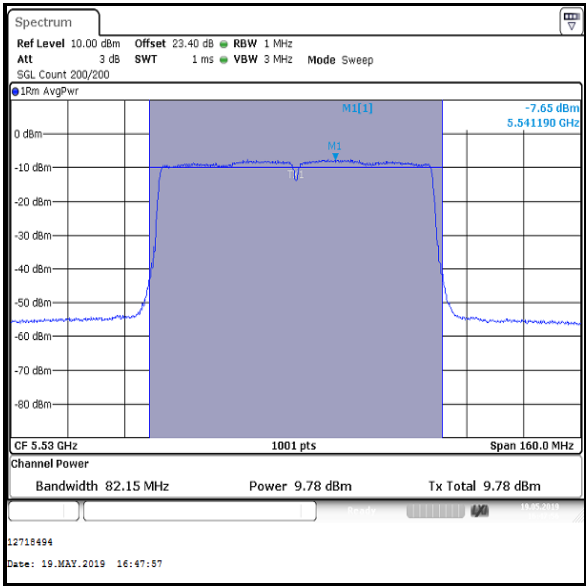
Bottom Channel



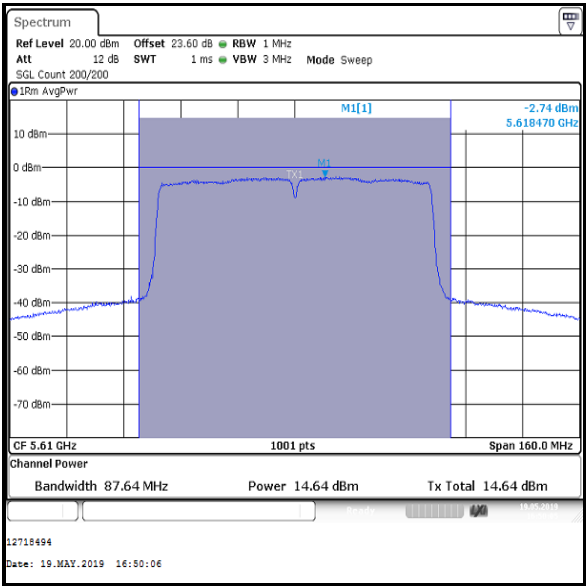
Top Channel

Transmitter Maximum Conducted Output Power (5.47-5.725 GHz band) (continued)

Results: 802.11ac / 80 MHz / MIMO / 2Tx CDD / BPSK / MCS0x1 / Core 1



Bottom Channel

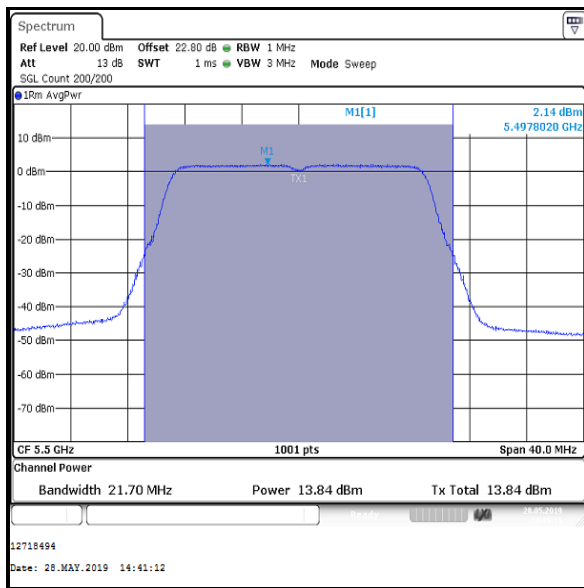
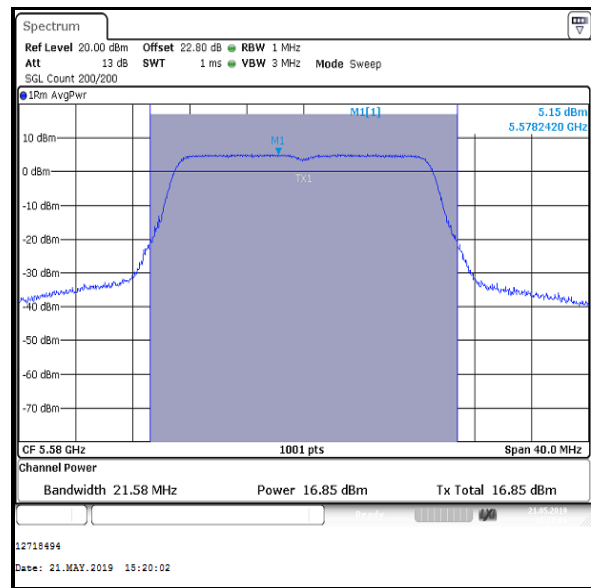
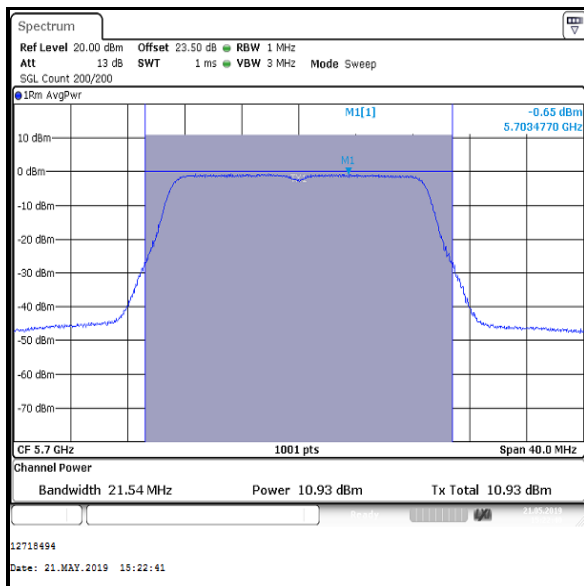


Top Channel



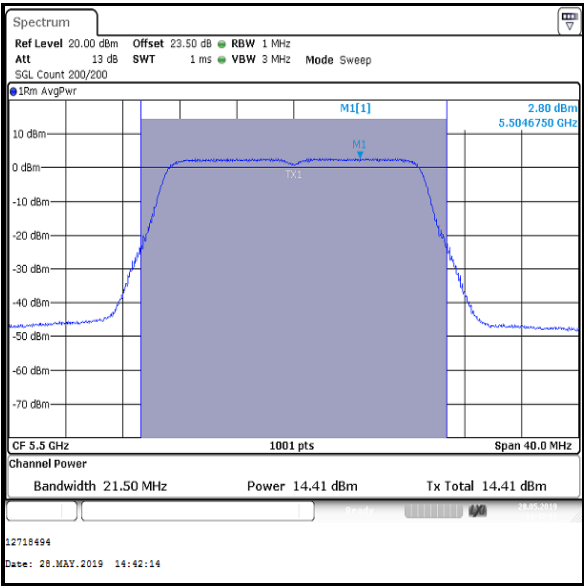
**Transmitter Maximum Conducted Output Power (5.47-5.725 GHz band) (continued)****Results: 802.11n / 20 MHz / MIMO / 2Tx SDM / BPSK / MCS8**

Channel	Frequency (MHz)	Conducted Power Core 0 (dBm)	Conducted Power Core 1 (dBm)	Combined Conducted Power (dBm)	Limit (dBm)	Margin (dB)	Result
Bottom	5500	13.8	14.4	17.1	24.0	6.9	Complied
Middle	5580	16.9	17.3	20.1	24.0	3.9	Complied
Top	5700	10.9	11.7	14.3	24.0	9.7	Complied

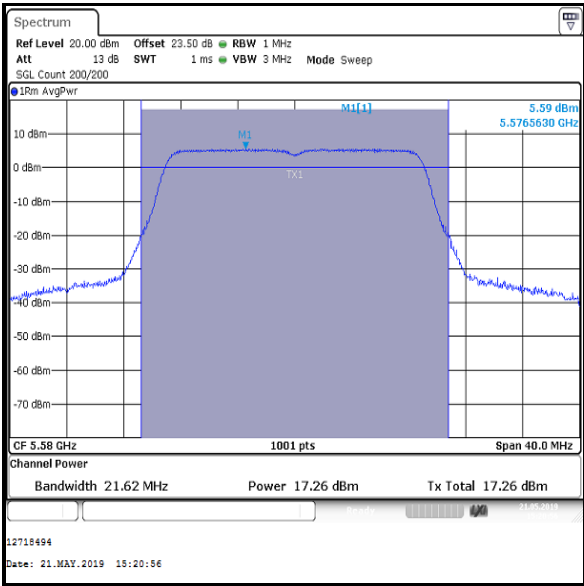
**Results: 802.11n / 20 MHz / MIMO / 2Tx SDM / BPSK / MCS8 / Core 0****Bottom Channel****Middle Channel****Top Channel**

Transmitter Maximum Conducted Output Power (5.47-5.725 GHz band) (continued)

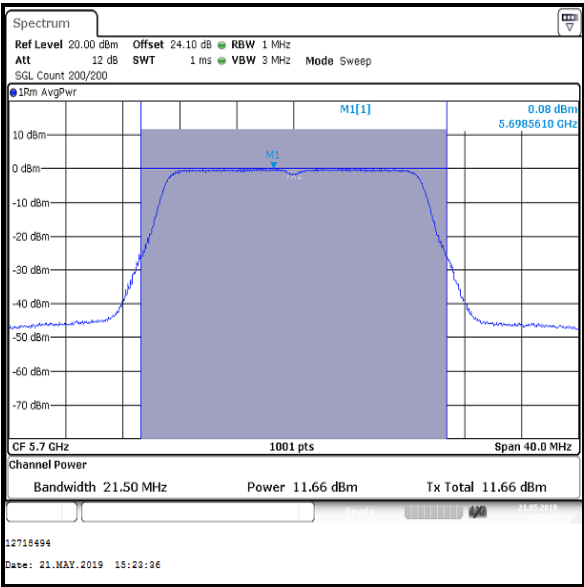
Results: 802.11n / 20 MHz / MIMO / 2Tx SDM / BPSK / MCS8 / Core 1



Bottom Channel



Middle Channel



Top Channel

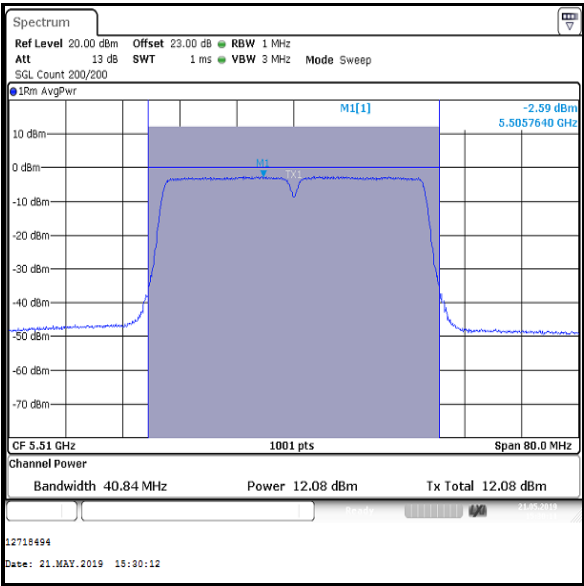
**Transmitter Maximum Conducted Output Power (5.47-5.725 GHz band) (continued)****Results: 802.11n / 40 MHz / MIMO / 2Tx SDM / BPSK / MCS8**

Channel	Frequency (MHz)	Core 0			Core 1		
		Conducted Power (dBm)	Duty Cycle correction factor (dB)	Corrected Conducted Power (dBm)	Conducted Power (dBm)	Duty Cycle correction factor (dB)	Corrected Conducted Power (dBm)
Bottom	5510	12.1	0.1	12.2	12.4	0.1	12.5
Middle	5590	18.8	0.1	18.9	19.3	0.1	19.4
Top	5670	12.5	0.1	12.6	13.3	0.1	13.4

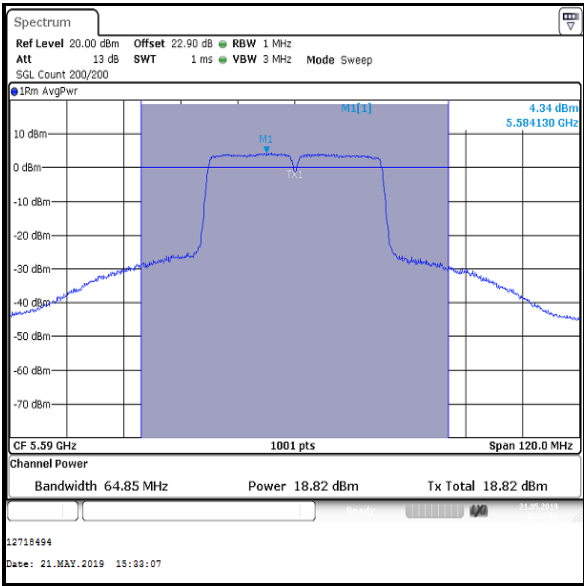
Channel	Frequency (MHz)	Corrected Conducted Power Core 0 (dBm)	Corrected Conducted Power Core 1 (dBm)	Combined Conducted Power (dBm)	Limit (dBm)	Margin (dB)	Result
Bottom	5510	12.2	12.5	15.4	24.0	8.6	Complied
Middle	5590	18.9	19.4	22.2	24.0	1.8	Complied
Top	5670	12.6	13.4	16.0	24.0	8.0	Complied

Transmitter Maximum Conducted Output Power (5.47-5.725 GHz band) (continued)

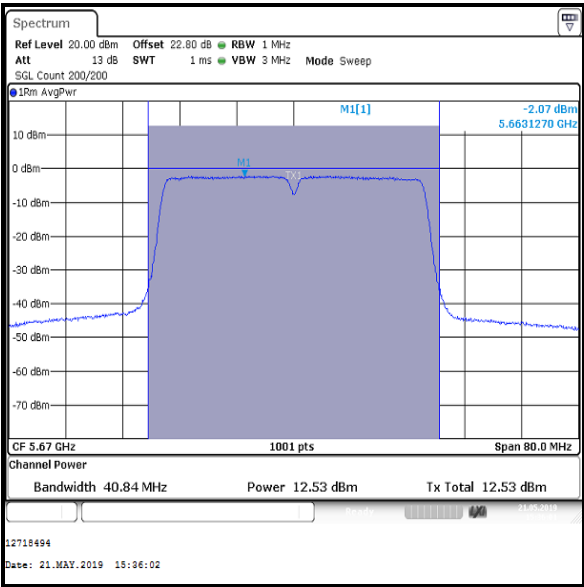
Results: 802.11n / 40 MHz / MIMO / 2Tx SDM / BPSK / MCS8 / Core 0



Bottom Channel



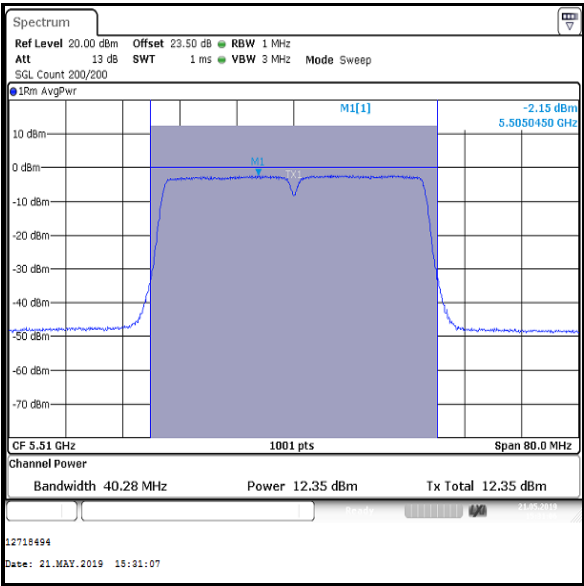
Middle Channel



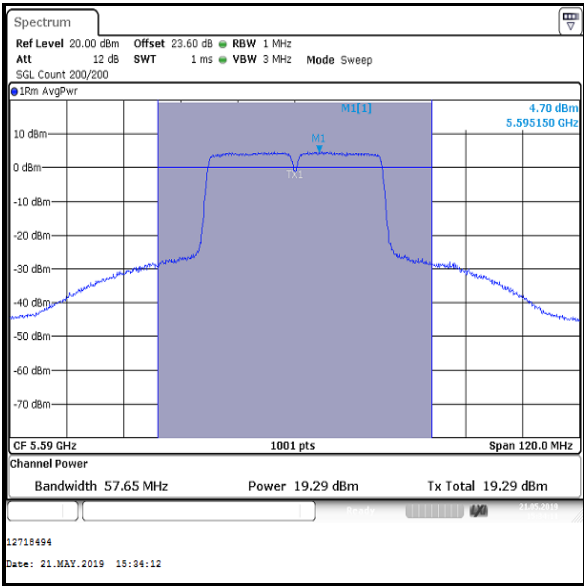
Top Channel

Transmitter Maximum Conducted Output Power (5.47-5.725 GHz band) (continued)

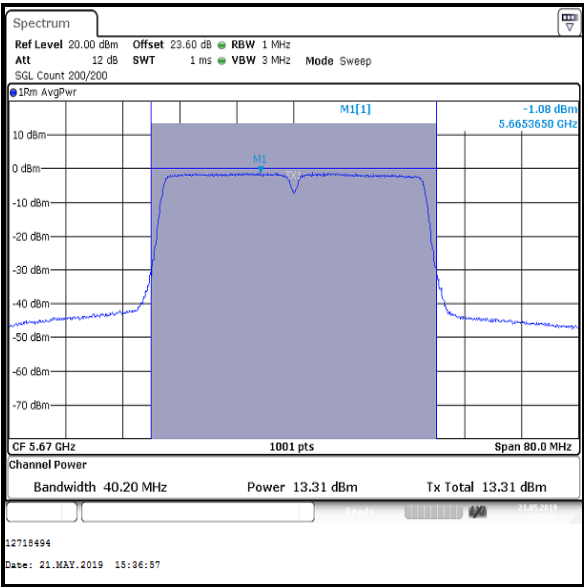
Results: 802.11n / 40 MHz / MIMO / 2Tx SDM / BPSK / MCS8 / Core 1



Bottom Channel



Middle Channel

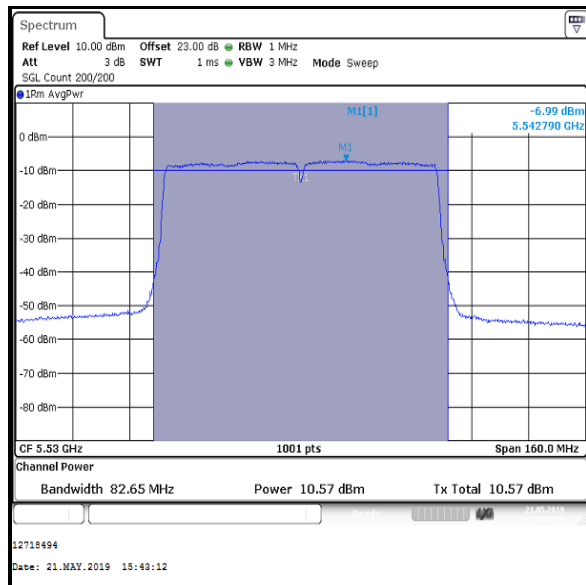
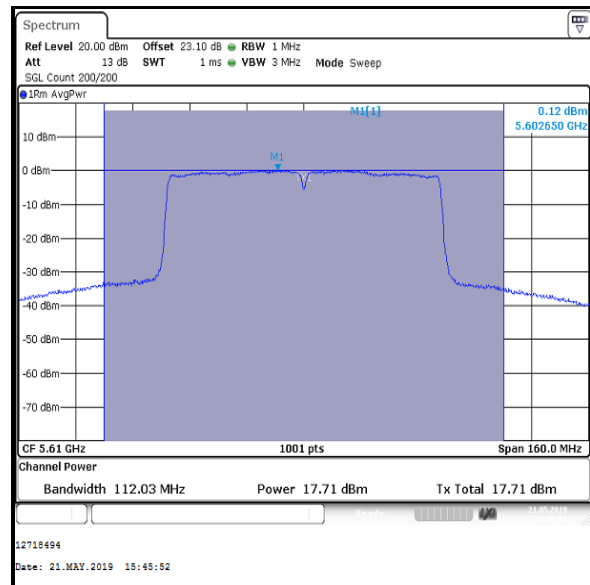


Top Channel

**Transmitter Maximum Conducted Output Power (5.47-5.725 GHz band) (continued)****Results: 802.11ac / 80 MHz / MIMO / 2Tx SDM / BPSK / MCS0x2**

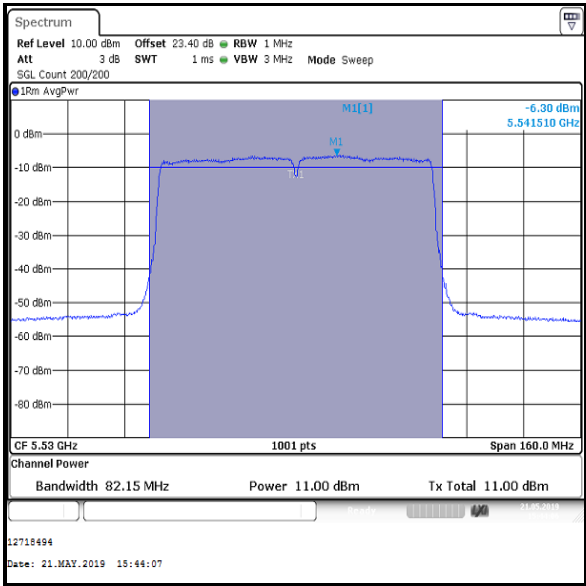
Channel	Frequency (MHz)	Core 0			Core 1		
		Conducted Power (dBm)	Duty Cycle correction factor (dB)	Corrected Conducted Power (dBm)	Conducted Power (dBm)	Duty Cycle correction factor (dB)	Corrected Conducted Power (dBm)
Bottom	5530	10.6	0.2	10.8	11.0	0.2	11.2
Top	5610	17.7	0.2	17.9	18.1	0.2	18.3

Channel	Frequency (MHz)	Corrected Conducted Power Core 0 (dBm)	Corrected Conducted Power Core 1 (dBm)	Combined Conducted Power (dBm)	Limit (dBm)	Margin (dB)	Result
Bottom	5530	10.8	11.2	14.0	24.0	10.0	Complied
Top	5610	17.9	18.3	21.1	24.0	2.9	Complied

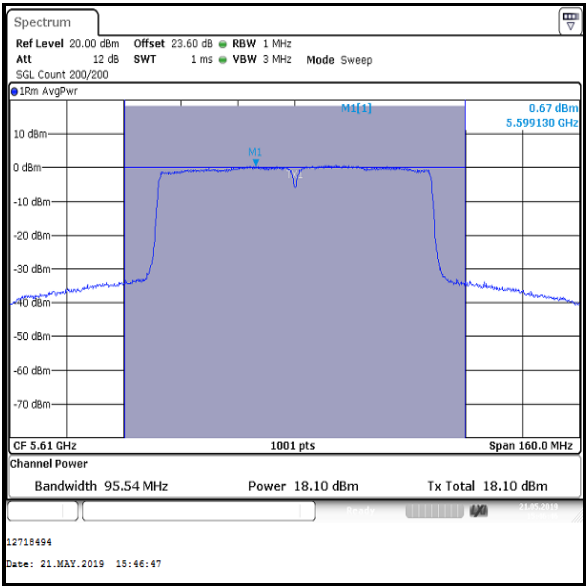
**Results: 802.11ac / 80 MHz / MIMO / 2Tx SDM / BPSK / MCS0x2 / Core 0****Bottom Channel****Top Channel**

Transmitter Maximum Conducted Output Power (5.47-5.725 GHz band) (continued)

Results: 802.11ac / 80 MHz / MIMO / 2Tx SDM / BPSK / MCS0x2 / Core 1



Bottom Channel



Top Channel

**Transmitter Maximum Conducted Output Power (5.47-5.725 GHz band) (continued)****Results: 802.11n / 20 MHz / MIMO / 2Tx TXBF / BPSK / MCS0**

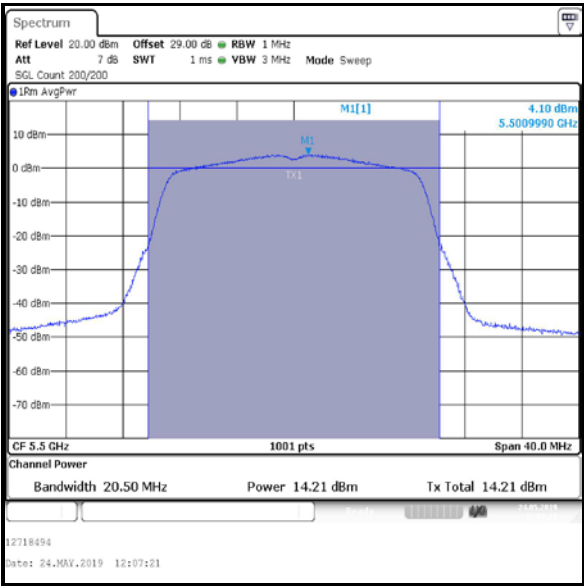
Channel	Frequency (MHz)	Core 0			Core 1		
		Conducted Power (dBm)	Duty Cycle correction factor (dB)	Corrected Conducted Power (dBm)	Conducted Power (dBm)	Duty Cycle correction factor (dB)	Corrected Conducted Power (dBm)
Bottom	5500	14.2	0.1	14.3	14.2	0.1	14.3
Middle	5580	14.0	0.1	14.1	14.2	0.1	14.3
Top	5700	11.1	0.1	11.2	11.8	0.1	11.9

Channel	Frequency (MHz)	Corrected Conducted Power Core 0 (dBm)	Corrected Conducted Power Core 1 (dBm)	Combined Conducted Power (dBm)	Limit (dBm)	Margin (dB)	Result
Bottom	5500	14.3	14.3	17.3	21.4	4.1	Complied
Middle	5580	14.1	14.3	17.2	21.4	4.2	Complied
Top	5700	11.2	11.9	14.6	21.4	6.8	Complied

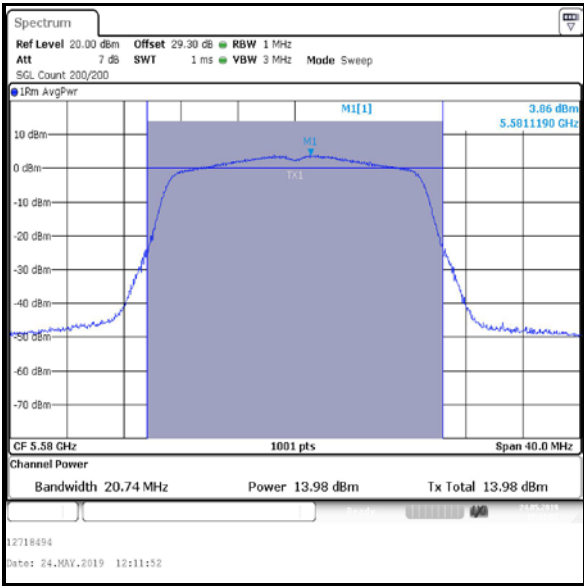


Transmitter Maximum Conducted Output Power (5.47-5.725 GHz band) (continued)

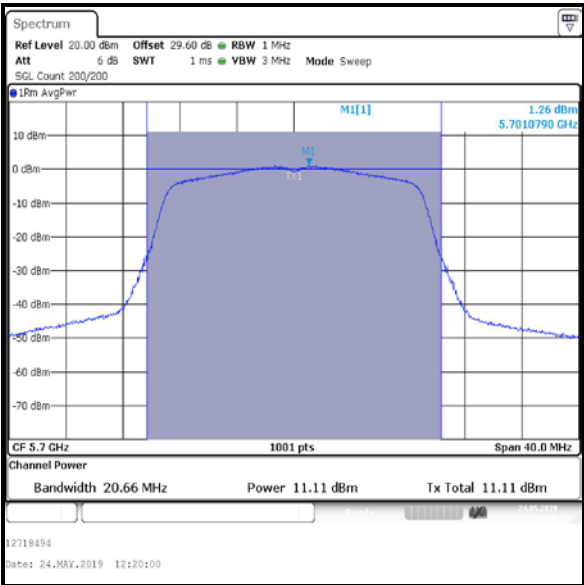
Results: 802.11n / 20 MHz / MIMO / 2Tx TXBF / BPSK / MCS0 / Core 0



Bottom Channel



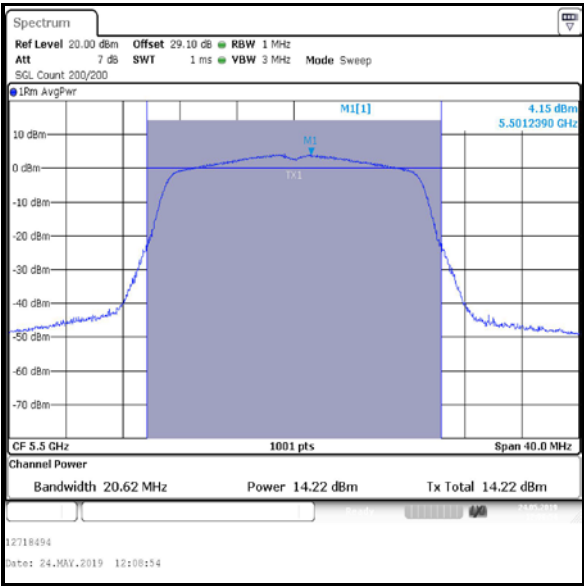
Middle Channel



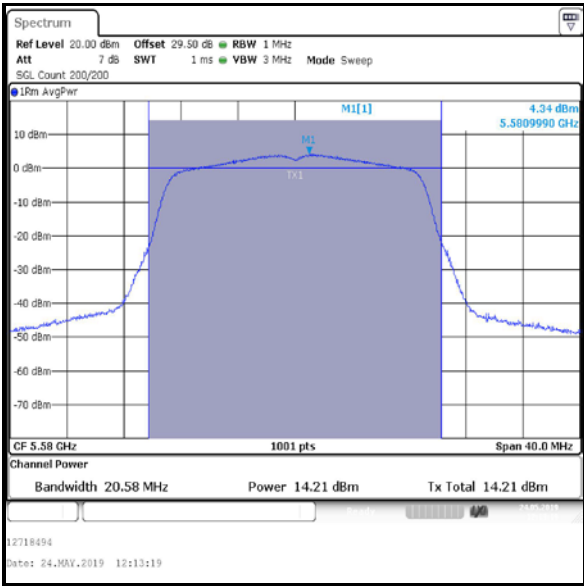
Top Channel

Transmitter Maximum Conducted Output Power (5.47-5.725 GHz band) (continued)

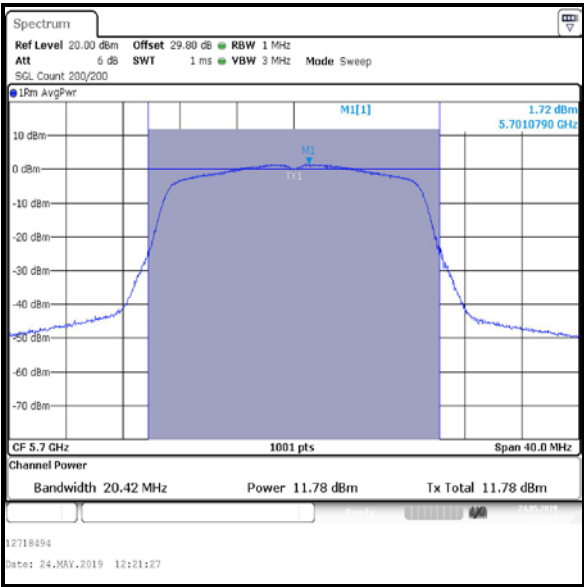
Results: 802.11n / 20 MHz / MIMO / 2Tx TXBF / BPSK / MCS0 / Core 1



Bottom Channel



Middle Channel



Top Channel

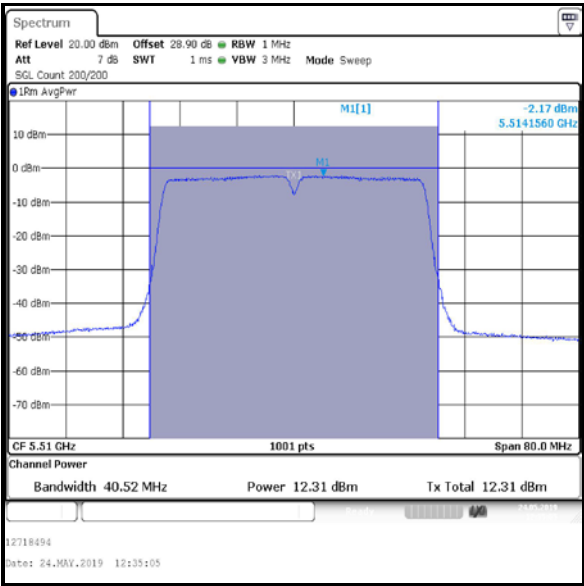
**Transmitter Maximum Conducted Output Power (5.47-5.725 GHz band) (continued)****Results: 802.11n / 40 MHz / MIMO / 2Tx TXBF / BPSK / MCS0**

Channel	Frequency (MHz)	Core 0			Core 1		
		Conducted Power (dBm)	Duty Cycle correction factor (dB)	Corrected Conducted Power (dBm)	Conducted Power (dBm)	Duty Cycle correction factor (dB)	Corrected Conducted Power (dBm)
Bottom	5510	12.3	0.1	12.4	12.4	0.1	12.5
Middle	5590	16.4	0.1	16.5	16.7	0.1	16.8
Top	5670	14.7	0.1	14.8	14.7	0.1	14.8

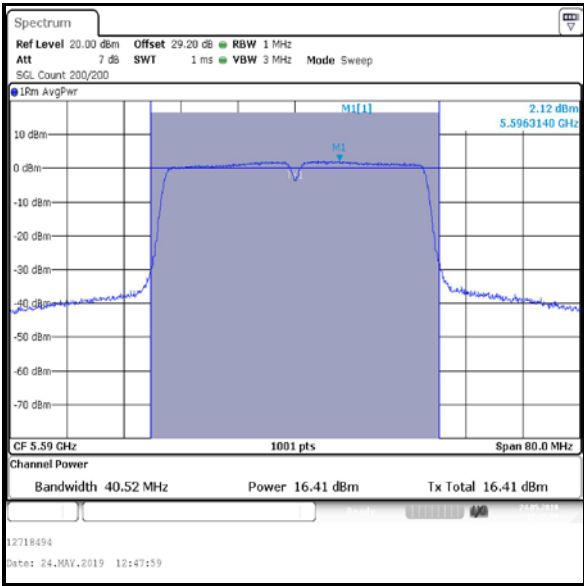
Channel	Frequency (MHz)	Corrected Conducted Power Core 0 (dBm)	Corrected Conducted Power Core 1 (dBm)	Combined Conducted Power (dBm)	Limit (dBm)	Margin (dB)	Result
Bottom	5510	12.4	12.5	15.5	21.4	5.9	Complied
Middle	5590	16.5	16.8	19.7	21.4	1.7	Complied
Top	5670	14.8	14.8	17.8	21.4	3.6	Complied

Transmitter Maximum Conducted Output Power (5.47-5.725 GHz band) (continued)

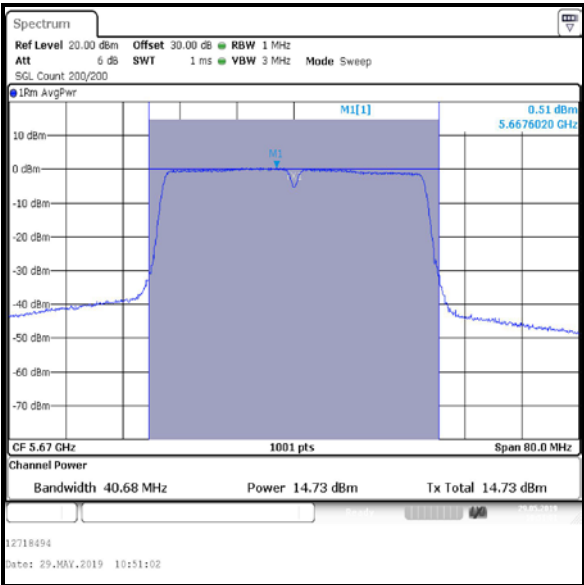
Results: 802.11n / 40 MHz / MIMO / 2Tx TXBF / BPSK / MCS0 / Core 0



Bottom Channel



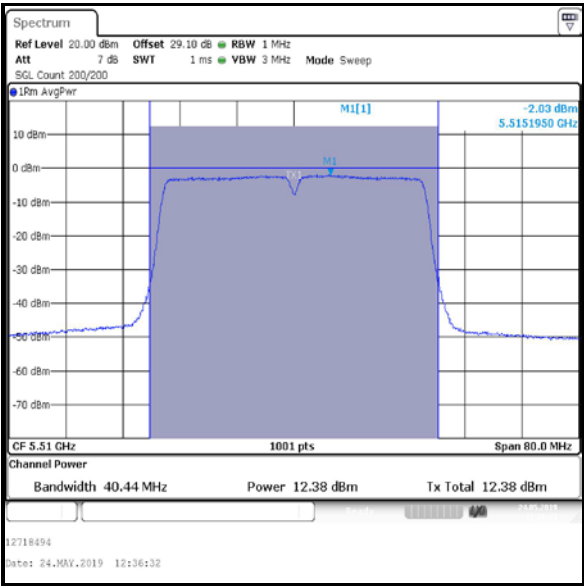
Middle Channel



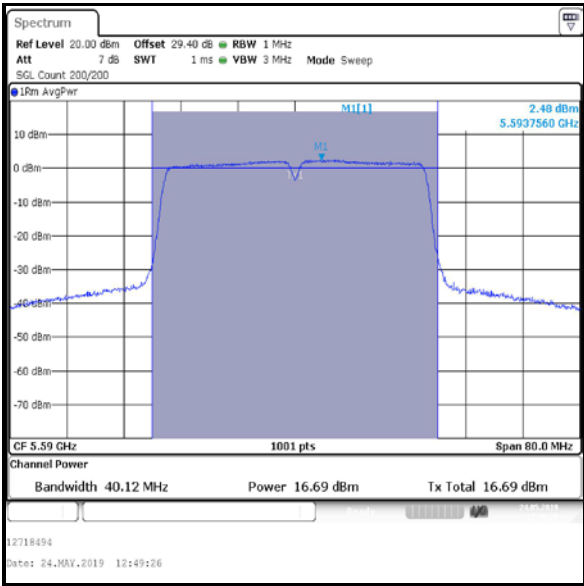
Top Channel

Transmitter Maximum Conducted Output Power (5.47-5.725 GHz band) (continued)

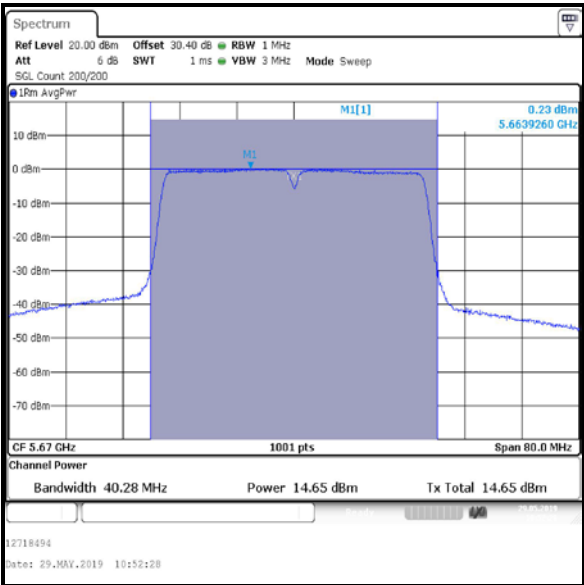
Results: 802.11n / 40 MHz / MIMO / 2Tx TXBF / BPSK / MCS0 / Core 1



Bottom Channel



Middle Channel

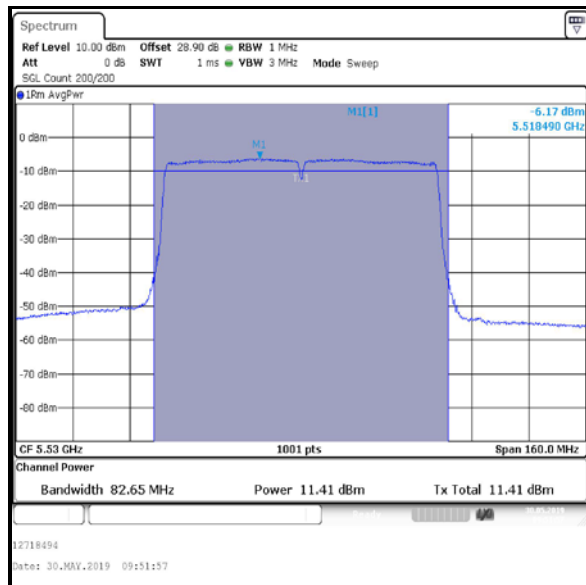
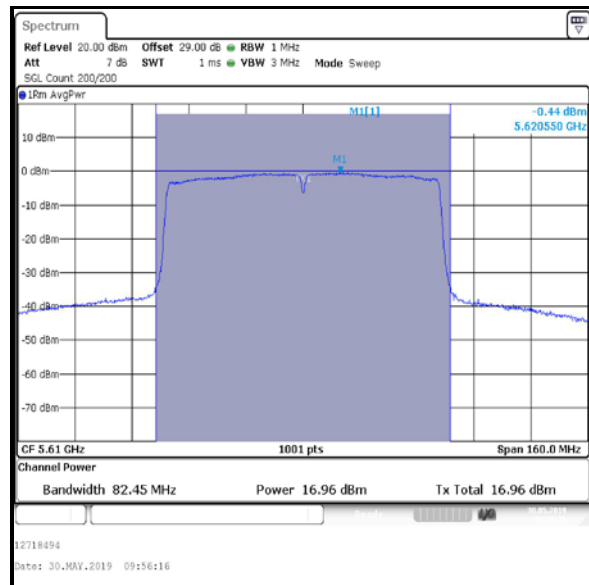


Top Channel

**Transmitter Maximum Conducted Output Power (5.47-5.725 GHz band) (continued)****Results: 802.11ac / 80 MHz / MIMO / 2Tx TXBF / BPSK / MCS0x1**

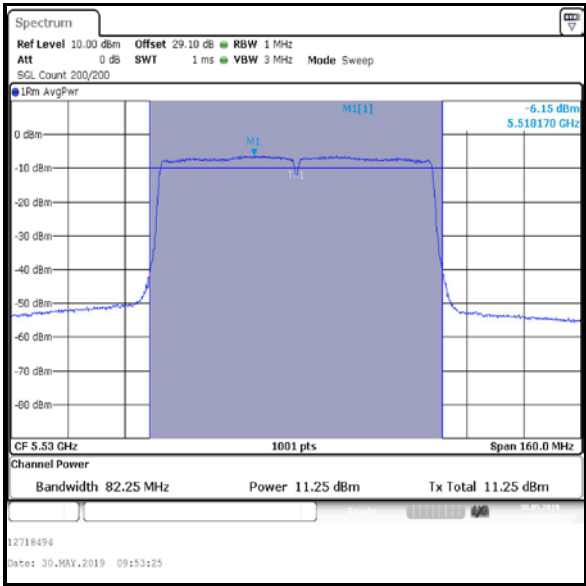
Channel	Frequency (MHz)	Core 0			Core 1		
		Conducted Power (dBm)	Duty Cycle correction factor (dB)	Corrected Conducted Power (dBm)	Conducted Power (dBm)	Duty Cycle correction factor (dB)	Corrected Conducted Power (dBm)
Bottom	5530	11.4	0.1	11.5	11.3	0.1	11.4
Top	5610	17.0	0.1	17.1	16.7	0.1	16.8

Channel	Frequency (MHz)	Corrected Conducted Power Core 0 (dBm)	Corrected Conducted Power Core 1 (dBm)	Combined Conducted Power (dBm)	Limit (dBm)	Margin (dB)	Result
Bottom	5530	11.5	11.4	14.5	21.4	6.9	Complied
Top	5610	17.1	16.8	20.0	21.4	1.4	Complied

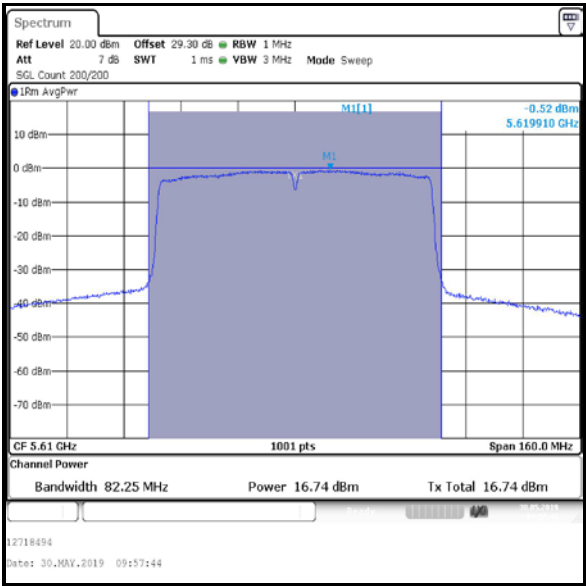
**Results: 802.11ac / 80 MHz / MIMO / 2Tx TXBF / BPSK / MCS0x1 / Core 0****Bottom Channel****Top Channel**

Transmitter Maximum Conducted Output Power (5.47-5.725 GHz band) (continued)

Results: 802.11ac / 80 MHz / MIMO / 2Tx TXBF / BPSK / MCS0x1 / Core 1



Bottom Channel



Top Channel

**Transmitter Maximum Conducted Output Power (5.47-5.725 GHz band) (continued)****Results: 802.11n / 20 MHz / MIMO / 3Tx CDD / BPSK / MCS0**

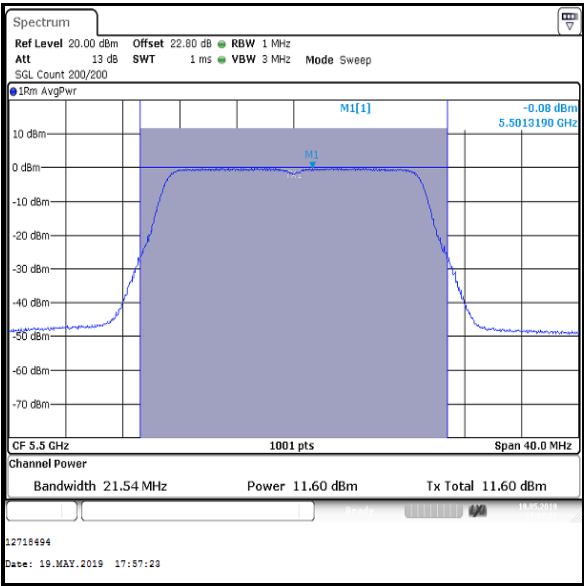
Channel	Frequency (MHz)	Conducted Power Core 0 (dBm)	Conducted Power Core 1 (dBm)	Conducted Power Core 2 (dBm)	Combined Conducted Power (dBm)
Bottom	5500	11.6	10.1	12.4	16.2
Middle	5580	11.4	9.1	11.7	15.6
Top	5700	11.1	9.2	12.1	15.7

Channel	Frequency (MHz)	Combined Conducted Power (dBm)	Limit (dBm)	Margin (dB)	Result
Bottom	5500	16.2	24.0	7.8	Complied
Middle	5580	15.6	24.0	8.4	Complied
Top	5700	15.7	24.0	8.3	Complied

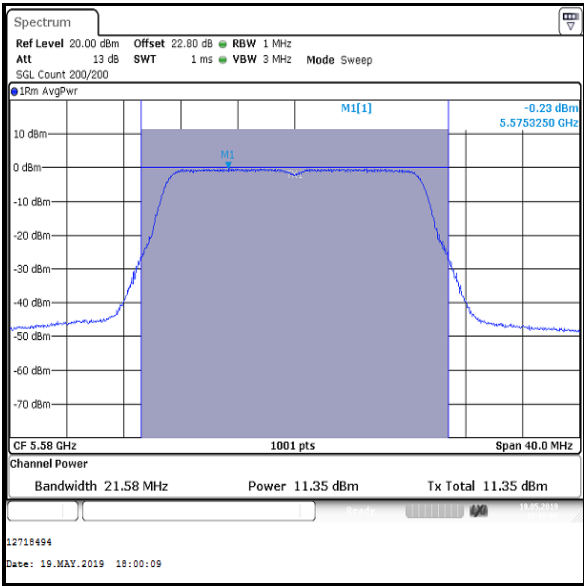


Transmitter Maximum Conducted Output Power (5.47-5.725 GHz band) (continued)

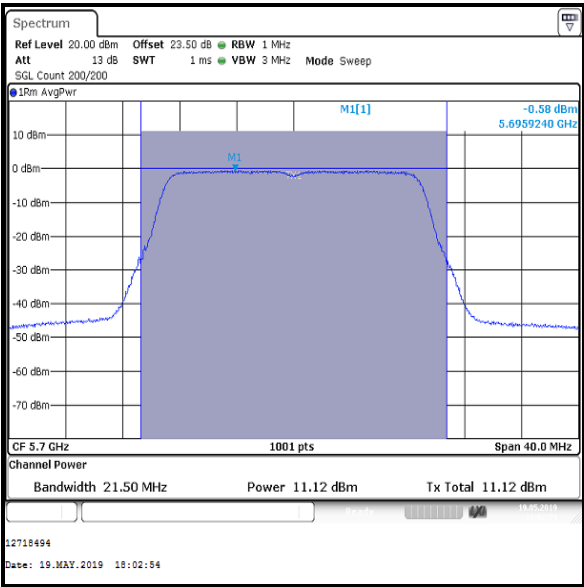
Results: 802.11n / 20 MHz / MIMO / 3Tx CDD / BPSK / MCS0 / Core 0



Bottom Channel



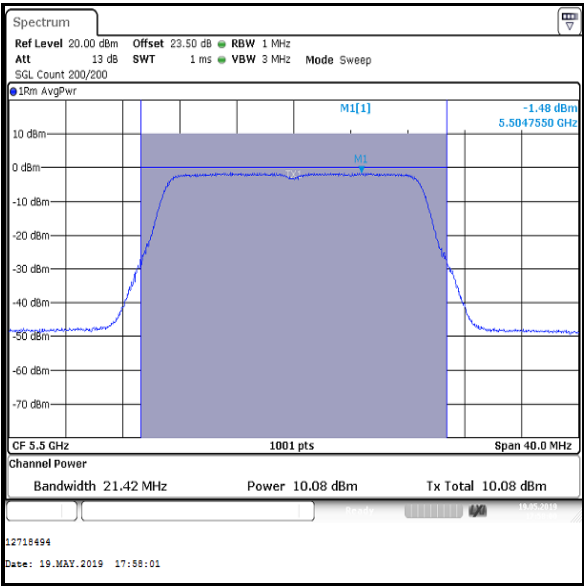
Middle Channel



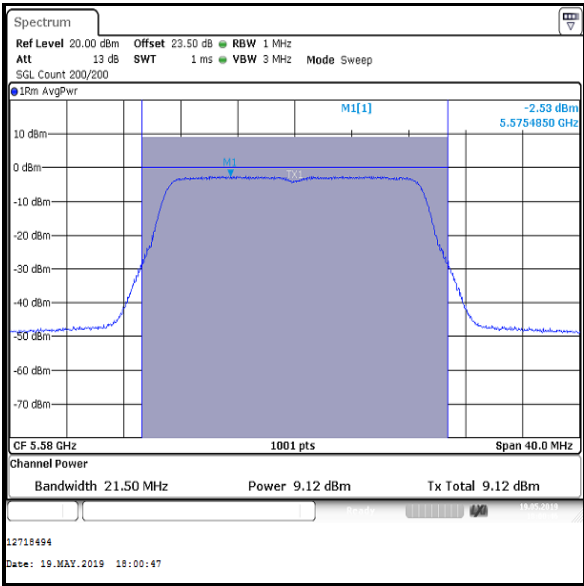
Top Channel

Transmitter Maximum Conducted Output Power (5.47-5.725 GHz band) (continued)

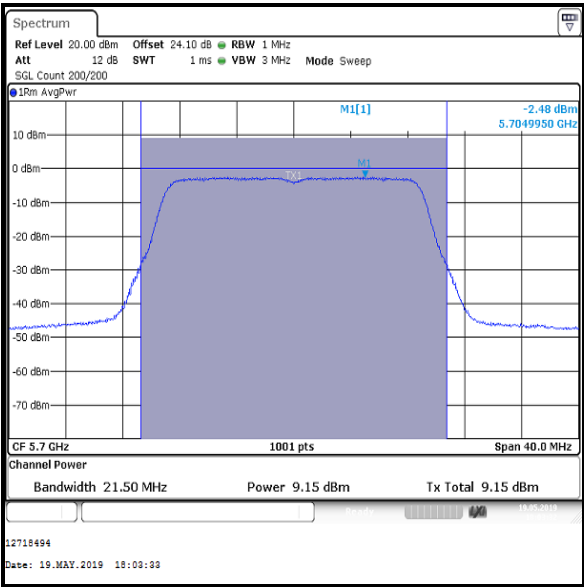
Results: 802.11n / 20 MHz / MIMO / 3Tx CDD / BPSK / MCS0 / Core 1



Bottom Channel



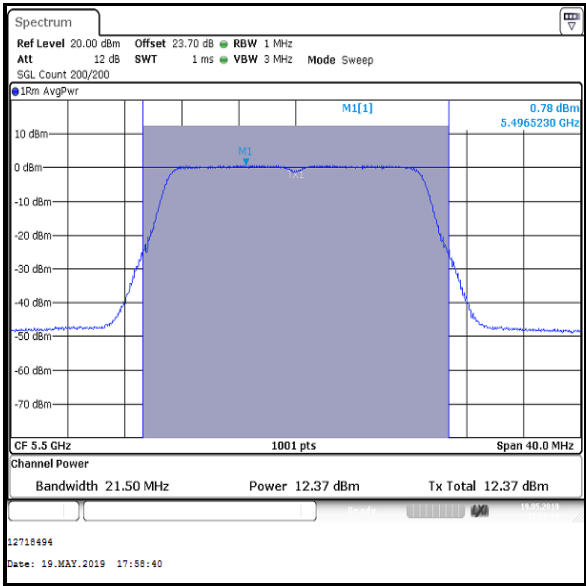
Middle Channel



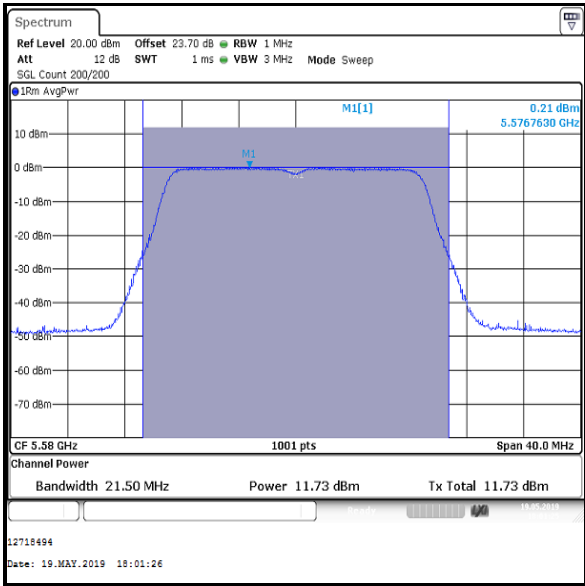
Top Channel

Transmitter Maximum Conducted Output Power (5.47-5.725 GHz band) (continued)

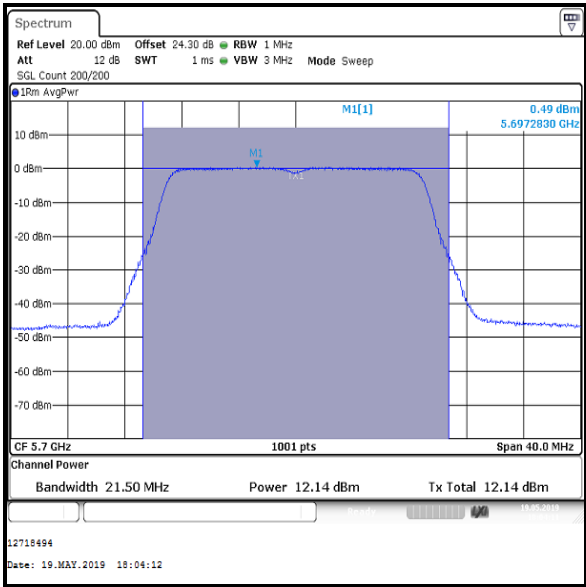
Results: 802.11n / 20 MHz / MIMO / 3Tx CDD / BPSK / MCS0 / Core 2



Bottom Channel



Middle Channel



Top Channel

**Transmitter Maximum Conducted Output Power (5.47-5.725 GHz band) (continued)****Results: 802.11n / 40 MHz / MIMO / 3Tx CDD / BPSK / MCS0**

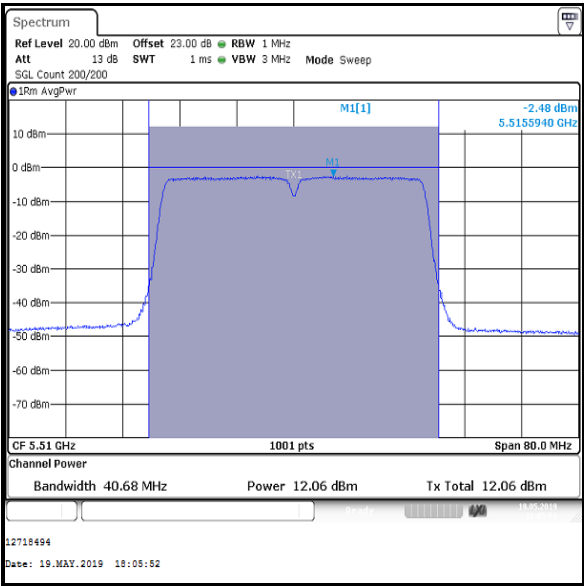
Channel	Frequency (MHz)	Core 0			Core 1		
		Conducted Power (dBm)	Duty Cycle correction factor (dB)	Corrected Conducted Power (dBm)	Conducted Power (dBm)	Duty Cycle correction factor (dB)	Corrected Conducted Power (dBm)
Bottom	5510	12.1	0.1	12.2	9.9	0.1	10.0
Middle	5590	13.9	0.1	14.0	12.0	0.1	12.1
Top	5670	12.7	0.1	12.8	10.5	0.1	10.6

Channel	Frequency (MHz)	Core 2			Core 0, Core 1 & Core 2		
		Conducted Power (dBm)	Duty Cycle correction factor (dB)	Corrected Conducted Power (dBm)	Corrected Conducted Power Core 0 (dBm)	Corrected Conducted Power Core 1 (dBm)	Corrected Conducted Power Core 2 (dBm)
Bottom	5510	12.6	0.1	12.7	12.2	10.0	12.7
Middle	5590	14.9	0.1	15.0	14.0	12.1	15.0
Top	5670	14.1	0.1	14.2	12.8	10.6	14.2

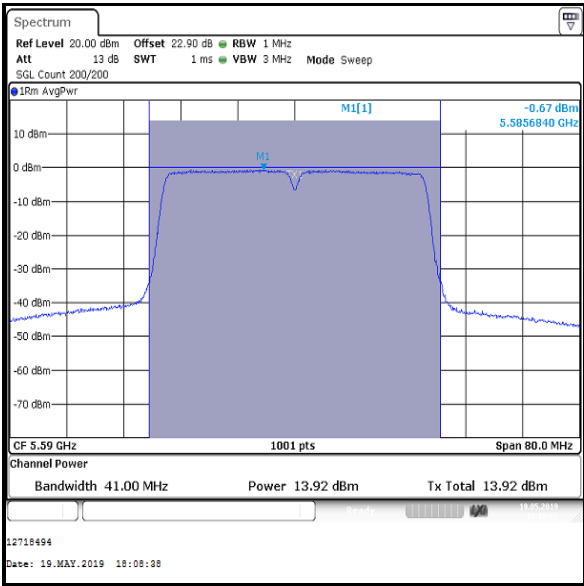
Channel	Frequency (MHz)	Combined Conducted Power (dBm)	Limit (dBm)	Margin (dB)	Result
Bottom	5510	16.6	24.0	7.4	Complied
Middle	5590	18.6	24.0	5.4	Complied
Top	5670	17.5	24.0	6.5	Complied

Transmitter Maximum Conducted Output Power (5.47-5.725 GHz band) (continued)

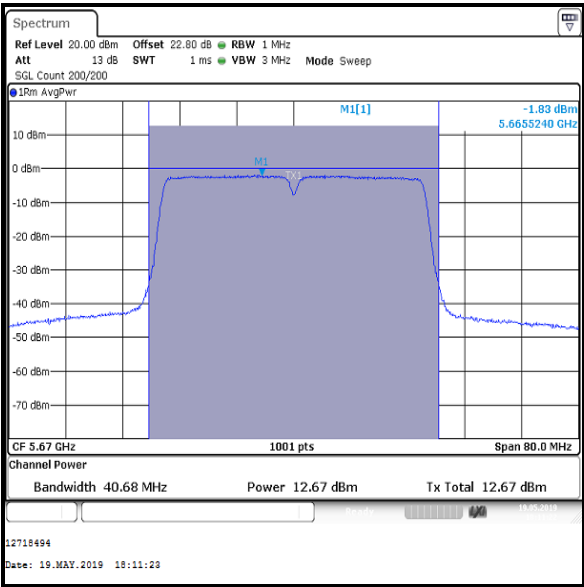
Results: 802.11n / 40 MHz / MIMO / 3Tx CDD / BPSK / MCS0 / Core 0



Bottom Channel



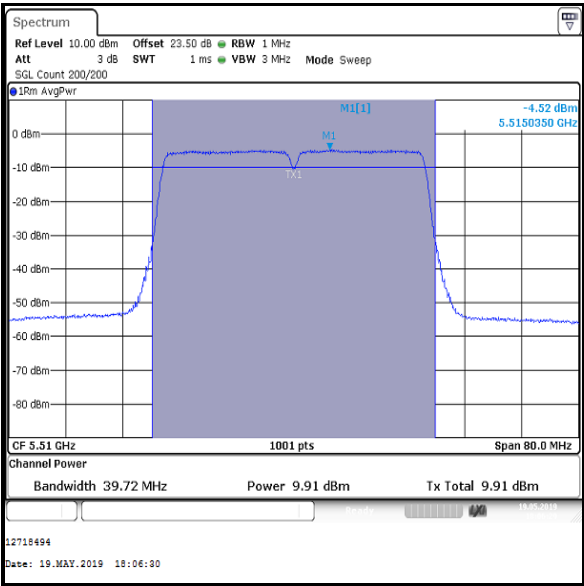
Middle Channel



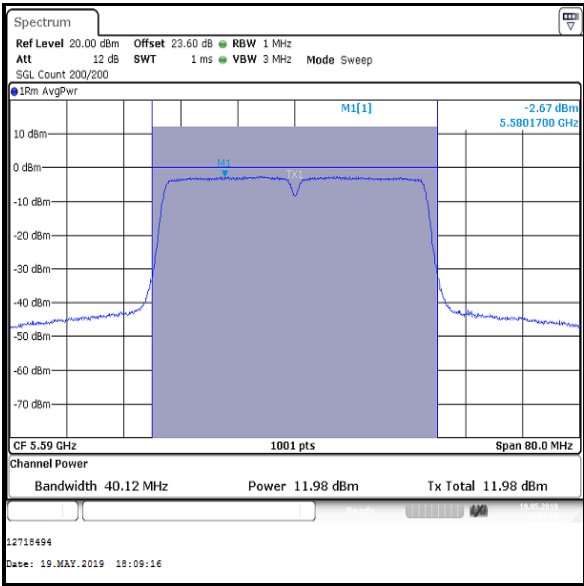
Top Channel

Transmitter Maximum Conducted Output Power (5.47-5.725 GHz band) (continued)

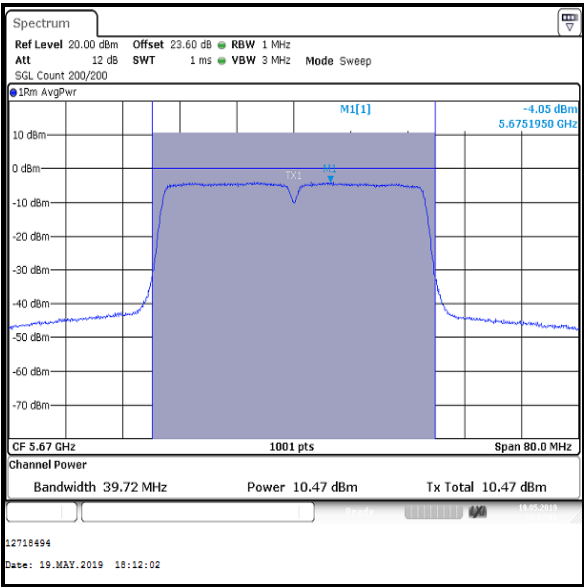
Results: 802.11n / 40 MHz / MIMO / 3Tx CDD / BPSK / MCS0 / Core 1



Bottom Channel



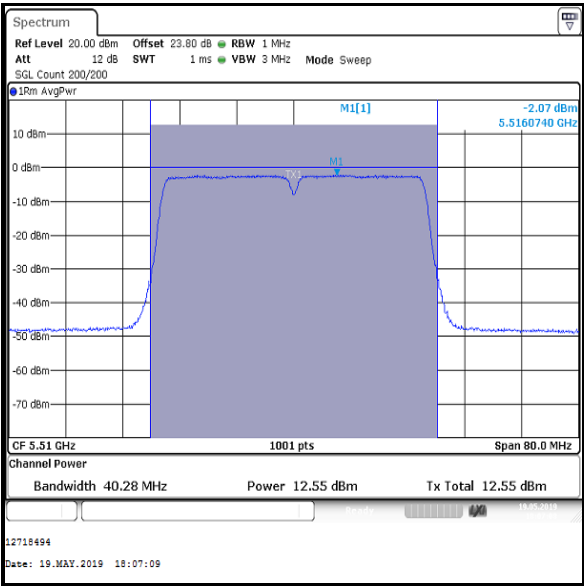
Middle Channel



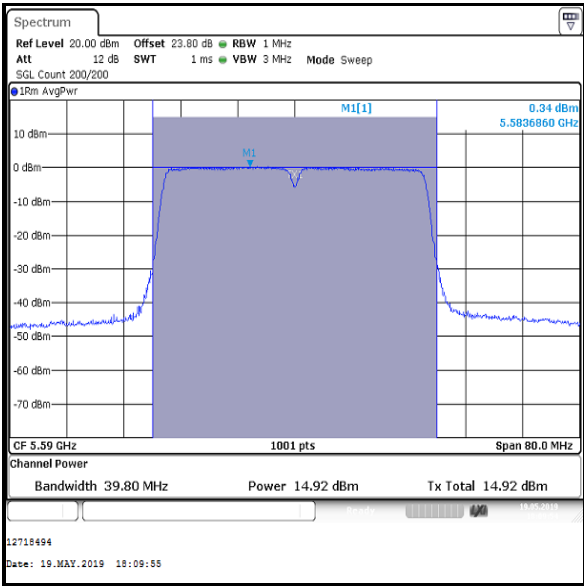
Top Channel

Transmitter Maximum Conducted Output Power (5.47-5.725 GHz band) (continued)

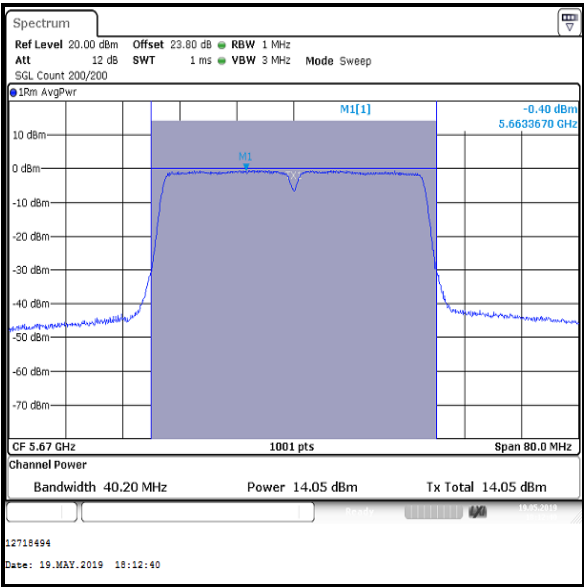
Results: 802.11n / 40 MHz / MIMO / 3Tx CDD / BPSK / MCS0 / Core 2



Bottom Channel



Middle Channel



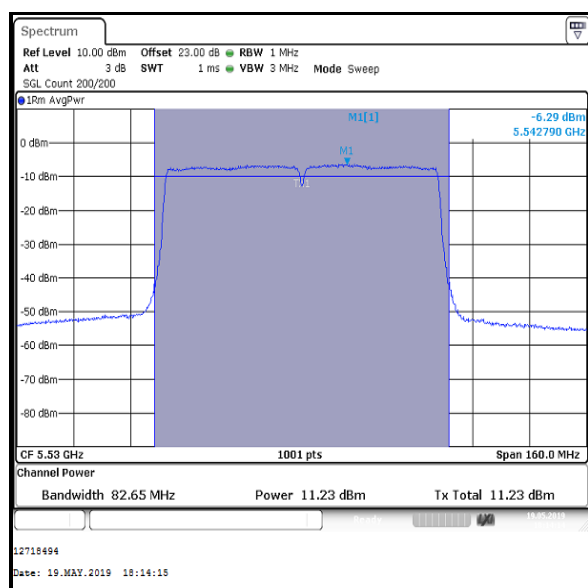
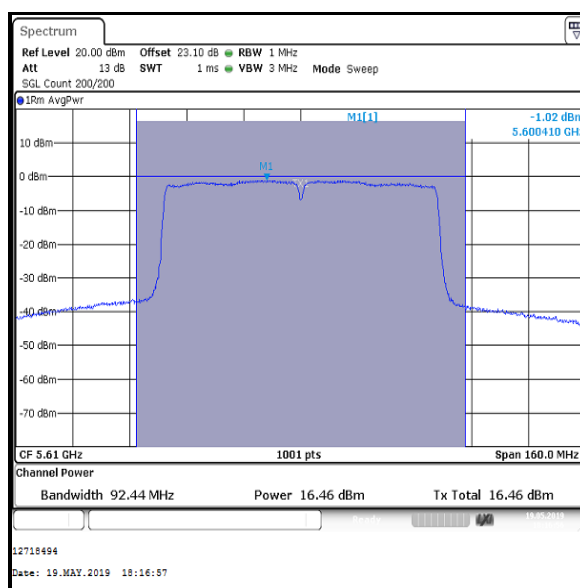
Top Channel

**Transmitter Maximum Conducted Output Power (5.47-5.725 GHz band) (continued)****Results: 802.11ac / 80 MHz / MIMO / 3Tx CDD / BPSK / MCS0x1**

Channel	Frequency (MHz)	Core 0			Core 1		
		Conducted Power (dBm)	Duty Cycle correction factor (dB)	Corrected Conducted Power (dBm)	Conducted Power (dBm)	Duty Cycle correction factor (dB)	Corrected Conducted Power (dBm)
Bottom	5530	11.2	0.2	11.4	9.6	0.2	9.8
Top	5610	16.5	0.2	16.7	14.1	0.2	14.3

Channel	Frequency (MHz)	Core 2			Core 0, Core 1 & Core 2		
		Conducted Power (dBm)	Duty Cycle correction factor (dB)	Corrected Conducted Power (dBm)	Corrected Conducted Power Core 0 (dBm)	Corrected Conducted Power Core 1 (dBm)	Corrected Conducted Power Core 2 (dBm)
Bottom	5530	11.8	0.2	12.0	11.4	9.8	12.0
Top	5610	17.7	0.2	17.9	16.7	14.3	17.9

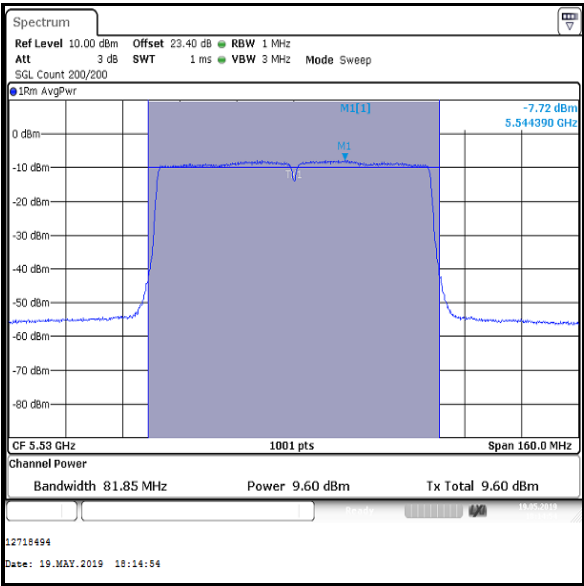
Channel	Frequency (MHz)	Combined Conducted Power (dBm)	Limit (dBm)	Margin (dB)	Result
Bottom	5530	15.9	24.0	8.1	Complied
Top	5610	21.3	24.0	2.7	Complied

**Results: 802.11ac / 80 MHz / MIMO / 3Tx CDD / BPSK / MCS0x1 / Core 0****Bottom Channel****Top Channel**

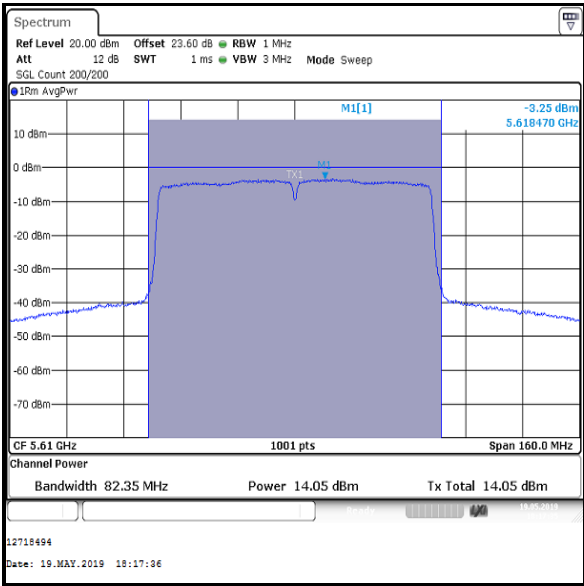


Transmitter Maximum Conducted Output Power (5.47-5.725 GHz band) (continued)

Results: 802.11ac / 80 MHz / MIMO / 3Tx CDD / BPSK / MCS0x1 / Core 1

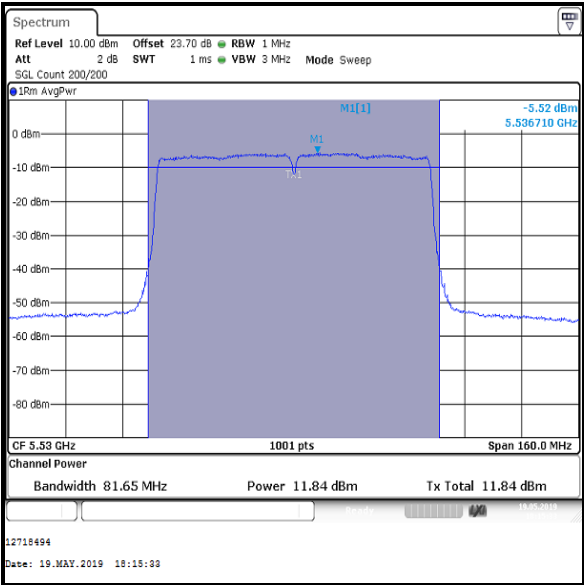


Bottom Channel

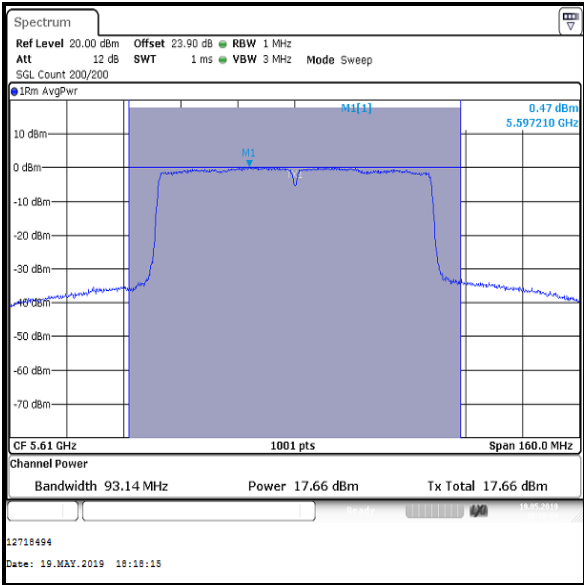


Top Channel

Results: 802.11ac / 80 MHz / MIMO / 3Tx CDD / BPSK / MCS0x1 / Core 2



Bottom Channel



Top Channel

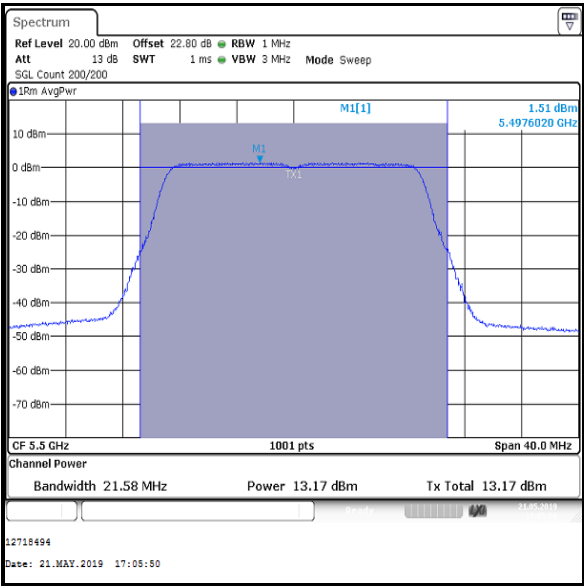
**Transmitter Maximum Conducted Output Power (5.47-5.725 GHz band) (continued)****Results: 802.11n / 20 MHz / MIMO / 3Tx SDM / BPSK / MCS16**

Channel	Frequency (MHz)	Conducted Power Core 0 (dBm)	Conducted Power Core 1 (dBm)	Conducted Power Core 2 (dBm)	Combined Conducted Power (dBm)
Bottom	5500	13.2	13.6	13.5	18.2
Middle	5580	15.3	15.3	15.8	20.2
Top	5700	10.4	10.9	11.0	15.5

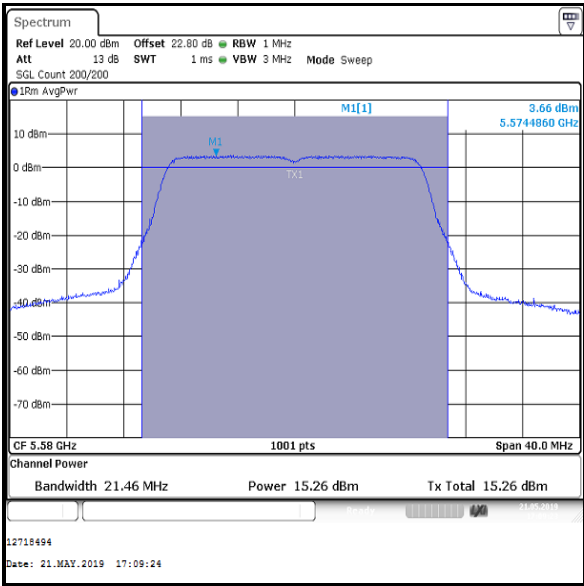
Channel	Frequency (MHz)	Combined Conducted Power (dBm)	Limit (dBm)	Margin (dB)	Result
Bottom	5500	18.2	24.0	5.8	Complied
Middle	5580	20.2	24.0	3.8	Complied
Top	5700	15.5	24.0	8.5	Complied

Transmitter Maximum Conducted Output Power (5.47-5.725 GHz band) (continued)

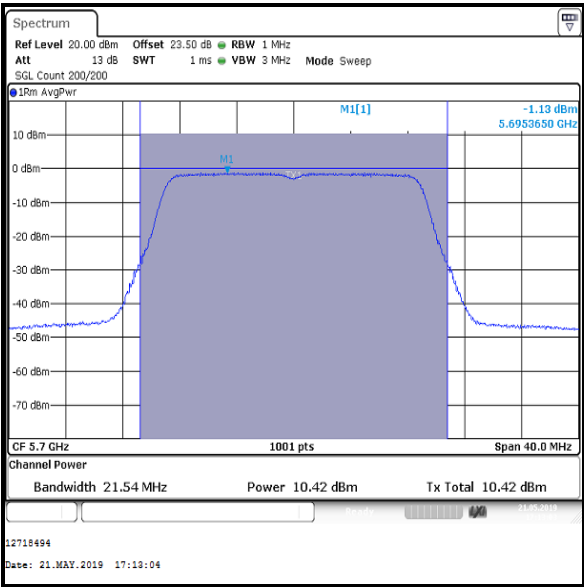
Results: 802.11n / 20 MHz / MIMO / 3Tx SDM / BPSK / MCS16 / Core 0



Bottom Channel



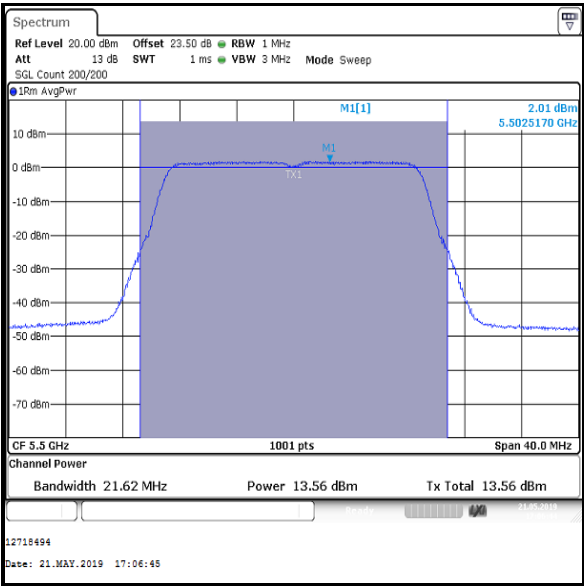
Middle Channel



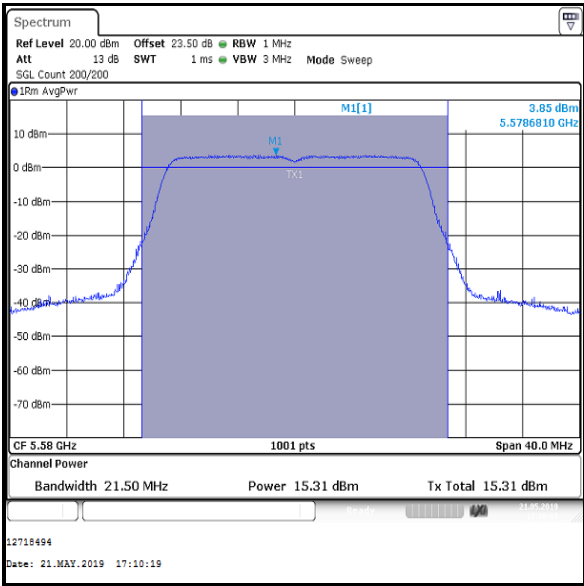
Top Channel

Transmitter Maximum Conducted Output Power (5.47-5.725 GHz band) (continued)

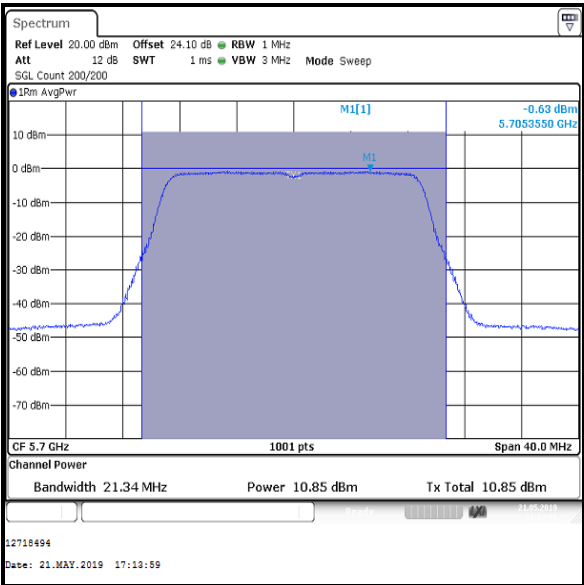
Results: 802.11n / 20 MHz / MIMO / 3Tx SDM / BPSK / MCS16 / Core 1



Bottom Channel



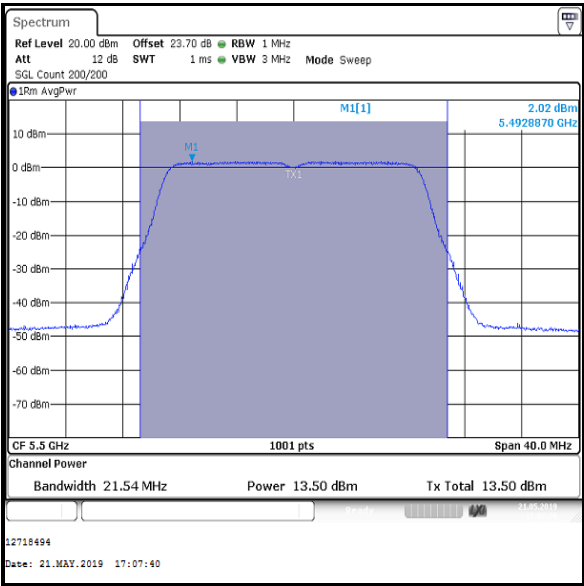
Middle Channel



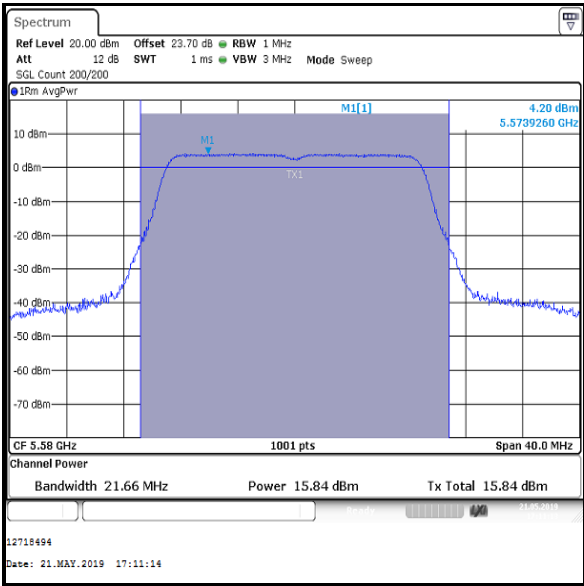
Top Channel

Transmitter Maximum Conducted Output Power (5.47-5.725 GHz band) (continued)

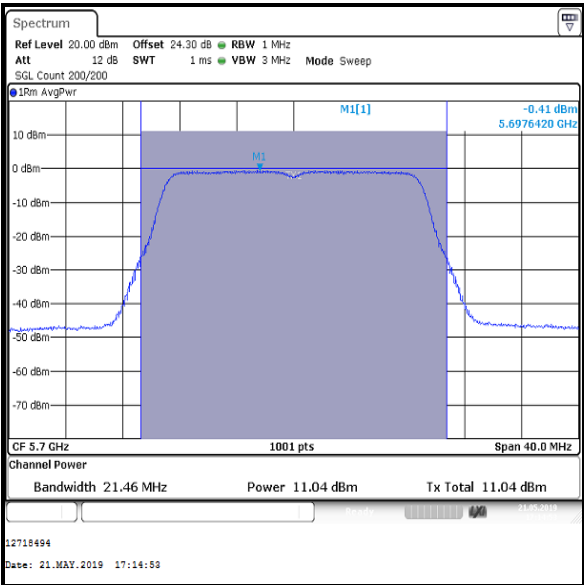
Results: 802.11n / 20 MHz / MIMO / 3Tx SDM / BPSK / MCS16 / Core 2



Bottom Channel



Middle Channel



Top Channel

**Transmitter Maximum Conducted Output Power (5.47-5.725 GHz band) (continued)****Results: 802.11n / 40 MHz / MIMO / 3Tx SDM / BPSK / MCS16**

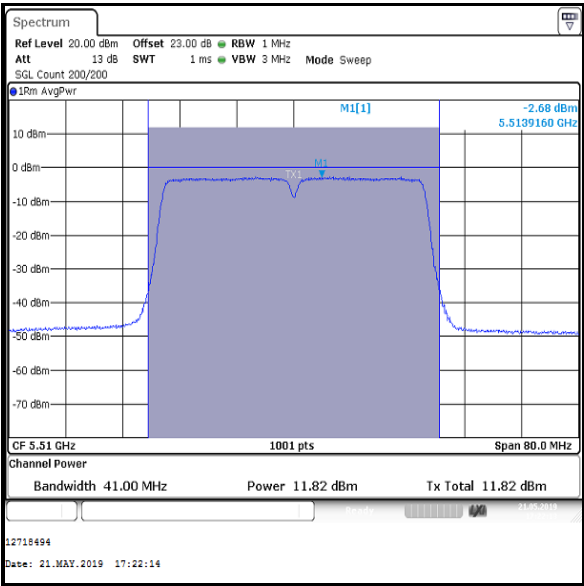
Channel	Frequency (MHz)	Core 0			Core 1		
		Conducted Power (dBm)	Duty Cycle correction factor (dB)	Corrected Conducted Power (dBm)	Conducted Power (dBm)	Duty Cycle correction factor (dB)	Corrected Conducted Power (dBm)
Bottom	5510	11.8	0.1	11.9	12.1	0.1	12.2
Middle	5590	17.0	0.1	17.1	17.3	0.1	17.4
Top	5670	12.8	0.1	12.9	13.5	0.1	13.6

Channel	Frequency (MHz)	Core 2			Core 0, Core 1 & Core 2		
		Conducted Power (dBm)	Duty Cycle correction factor (dB)	Corrected Conducted Power (dBm)	Corrected Conducted Power Core 0 (dBm)	Corrected Conducted Power Core 1 (dBm)	Corrected Conducted Power Core 2 (dBm)
Bottom	5510	12.2	0.1	12.3	11.9	12.2	12.3
Middle	5590	17.9	0.1	18.0	17.1	17.4	18.0
Top	5670	14.1	0.1	14.2	12.9	13.6	14.2

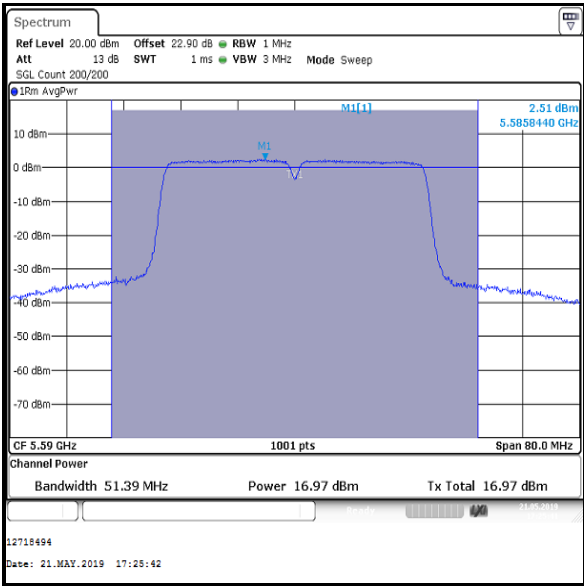
Channel	Frequency (MHz)	Combined Conducted Power (dBm)	Limit (dBm)	Margin (dB)	Result
Bottom	5510	16.9	24.0	7.1	Complied
Middle	5590	22.3	24.0	1.7	Complied
Top	5670	18.4	24.0	5.6	Complied

Transmitter Maximum Conducted Output Power (5.47-5.725 GHz band) (continued)

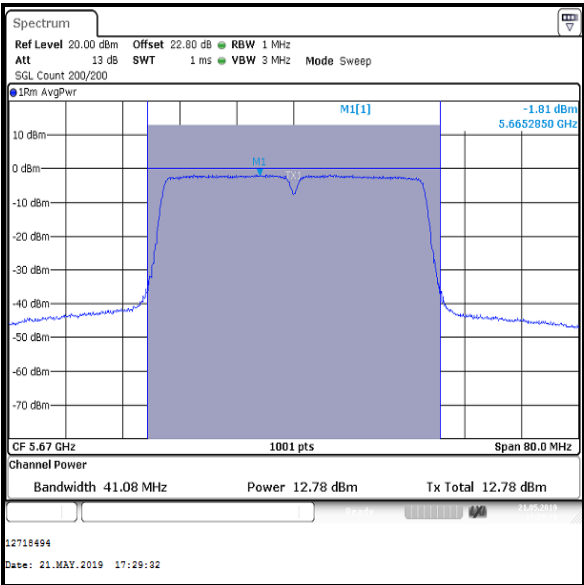
Results: 802.11n / 40 MHz / MIMO / 3Tx SDM / BPSK / MCS16 / Core 0



Bottom Channel



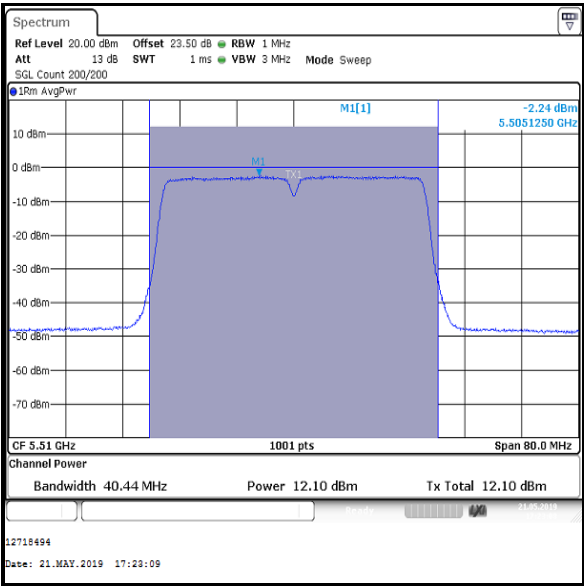
Middle Channel



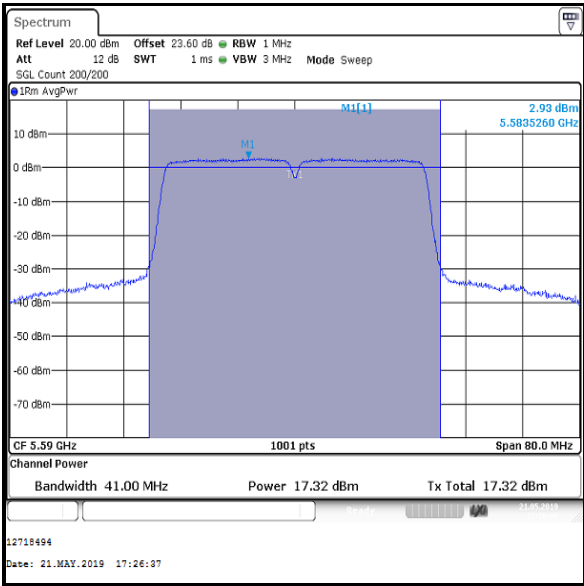
Top Channel

Transmitter Maximum Conducted Output Power (5.47-5.725 GHz band) (continued)

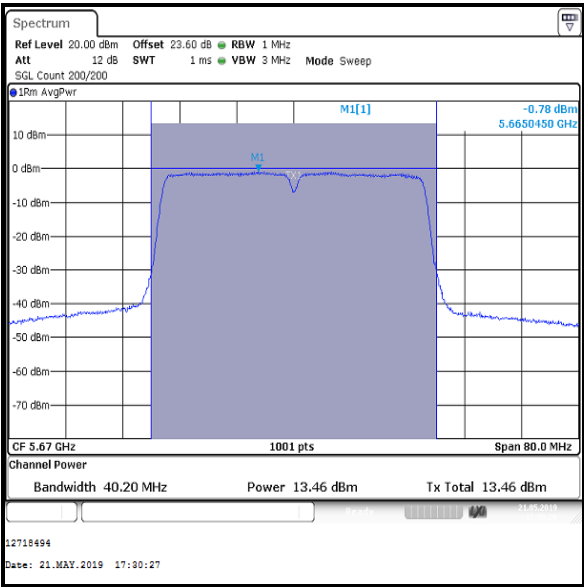
Results: 802.11n / 40 MHz / MIMO / 3Tx SDM / BPSK / MCS16 / Core 1



Bottom Channel



Middle Channel

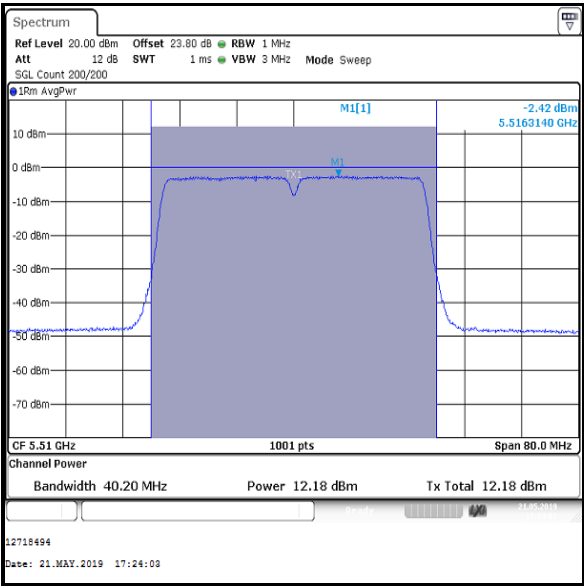


Top Channel

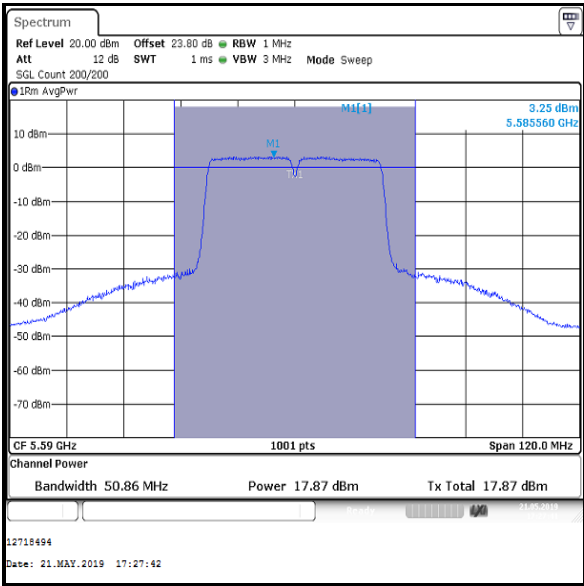


Transmitter Maximum Conducted Output Power (5.47-5.725 GHz band) (continued)

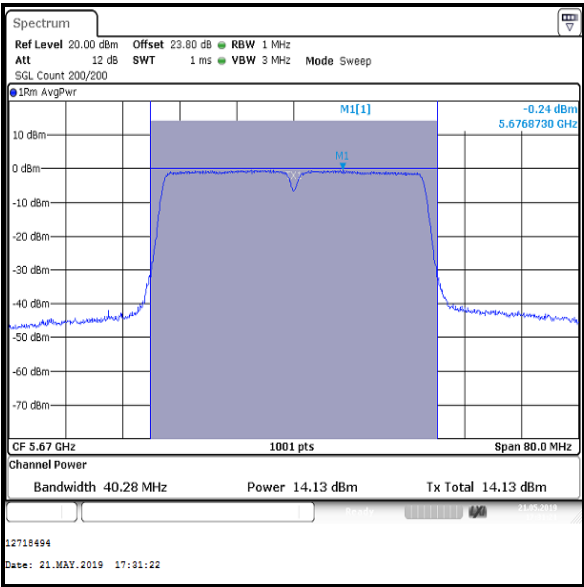
Results: 802.11n / 40 MHz / MIMO / 3Tx SDM / BPSK / MCS16 / Core 2



Bottom Channel



Middle Channel



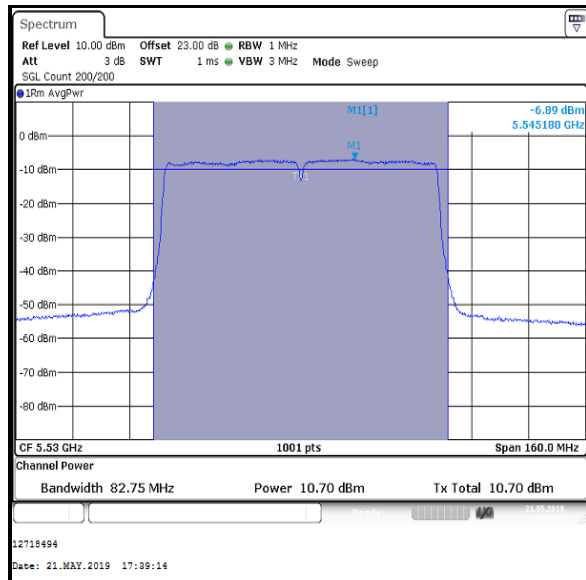
Top Channel

**Transmitter Maximum Conducted Output Power (5.47-5.725 GHz band) (continued)****Results: 802.11ac / 80 MHz / MIMO / 3Tx SDM / BPSK / MCS0x3**

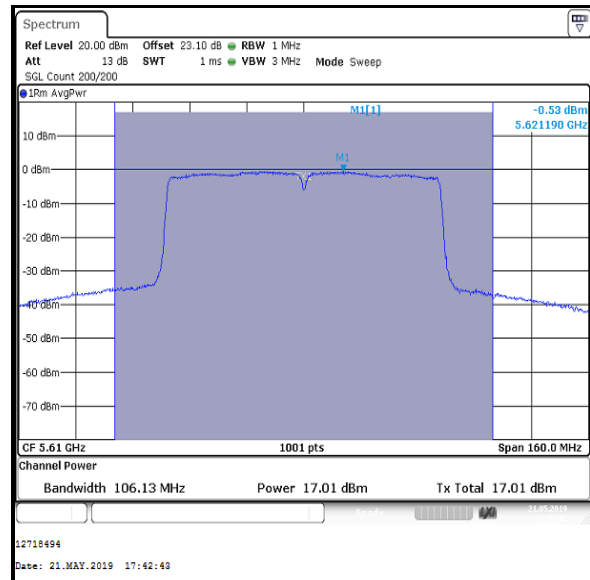
Channel	Frequency (MHz)	Core 0			Core 1		
		Conducted Power (dBm)	Duty Cycle correction factor (dB)	Corrected Conducted Power (dBm)	Conducted Power (dBm)	Duty Cycle correction factor (dB)	Corrected Conducted Power (dBm)
Bottom	5530	10.7	0.2	10.9	11.0	0.2	11.2
Top	5610	17.0	0.2	17.2	17.3	0.2	17.5

Channel	Frequency (MHz)	Core 2			Core 0, Core 1 & Core 2		
		Conducted Power (dBm)	Duty Cycle correction factor (dB)	Corrected Conducted Power (dBm)	Corrected Conducted Power Core 0 (dBm)	Corrected Conducted Power Core 1 (dBm)	Corrected Conducted Power Core 2 (dBm)
Bottom	5530	11.1	0.2	11.3	10.9	11.2	11.3
Top	5610	18.0	0.2	18.2	17.2	17.5	18.2

Channel	Frequency (MHz)	Combined Conducted Power (dBm)	Limit (dBm)	Margin (dB)	Result
Bottom	5530	15.9	24.0	8.1	Complied
Top	5610	22.4	24.0	1.6	Complied

**Results: 802.11ac / 80 MHz / MIMO / 3Tx SDM / BPSK / MCS0x3 / Core 0**

Bottom Channel



Top Channel