

Test Setup Photographs for the A1991

1. Radiated Emissions

1.1. Configuration 1: Radiated spurious emissions <1 GHz




Photo 1



Photo 2

Radiated Emissions (continued)

1.2. Configuration 2: Radiated spurious emissions >1 GHz




Photo 1




Photo 2

2. AC Conducted Emissions

2.1. Configuration 1:



Photo 1




Photo 2

3. DFS Tests

3.1. Configuration 1: DFS Client without Radar Detection



Photo 1

3.2. Configuration 2: Client to Client



Photo 1

4. **Conducted Tests**

4.1. Configuration 1: Conducted Bluetooth




Photo 1

Conducted Tests (continued)

4.2. Configuration 2: Automated test system - WLAN




Photo 1

Conducted Tests (continued)



Photo 2

Conducted Tests (continued)

4.3. Configuration 3: TXBF test system - WLAN




Photo 1




Photo 2