

FCC ID:	BCGA1980
Date:	September 12-14, 2018
Test Method:	Per FCC KDB Inquiry
iPad EUT S/N:	DLXX105ZKR47
Pencil S/N	GQXXC1W2JKM9

RF Exposure Measurements of Wireless Charging Transmitter Per FCC KDB Inquiry

Purpose: The purpose of this test report is to determine the worst-case H-Field and E-Field levels emitted by the wireless charging transmitter of the EUT Host to the pencil per FCC KDB Inquiry to determine qualification for SAR test exclusion.

Wireless Charging Maximum Output Power from Host: 7.44 W

Wireless Charging Operating Frequency: 127.7 kHz

Test results reported herein relate only to the item(s) tested.

Note: This revised Test Report (S/N: 1C1806220013-12-R6.BCG) supersedes and replaces the previously issued test report on the same subject device for the same type of testing as indicated. Please discard or destroy the previously issued test report(s) and dispose of it accordingly.

Test Equipment

Manufacturer	Model	Description	Cal. Date	Cal. Due Date	Serial Number
Narda	ELT-400	Exposure Level Tester	5/30/2017	5/30/2019	N-0727
Narda	2300-90.20	B-Field Probe	12/14/2017	12/14/2019	C-0271
Narda	ELT-400	Exposure Level Tester	2/27/2017	2/27/2019	N-0701
Narda	2300-90.20	B-Field Probe	3/21/2017	3/21/2019	C-0232
Narda	EHP-200A	E and H Field Probe Analyzer	6/22/2017	6/22/2019	170WX70613

Definitions

- Optimal Placement (Max Coupling) = Optimal pencil location as positioned by the magnets that hold the pencil in place.
- Min Coupling = Misalignment as described in the KDB inquiry.
- Charging Profiles:

Charge Rate	Battery State of Charge	Charge Duration in Min
10.0 C	0 - 4%	0m 12s
3.0 C	4 - 12%	2m 0s
2.5 C	12 - 85%	22m 0s
1 C (Trickle)	85 - 100%	20m 0s

X, Y, Z Axis Description

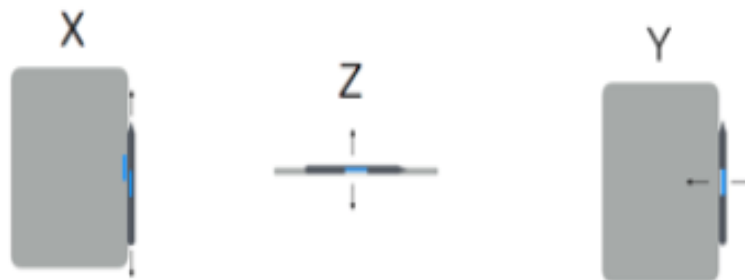

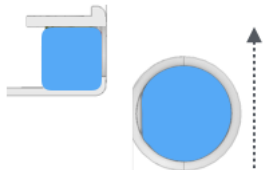
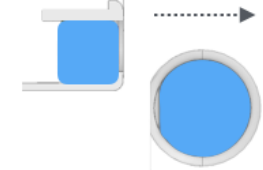



Figure 1 Pencil Alignment X, Y, Z Axis

- For the X axis, the positive direction is towards the tail of the pencil, and the negative direction is towards the writing tip of the pencil.
- For the Y axis, the negative direction is increasing air gap
- For the Z axis, the positive direction is towards the front screen of device, and the negative direction is towards the back shell of the device.

Verification of H-Field Control (HFC) Algorithm

- Tx coil current (I_{TX}) and Rx current (I_{RECT}) and efficiency are used to define the hard thresholds used in H-Field control algorithm. H-field control algorithm will always limit the Max H-fields below worst-case value.
- Measurement procedure was performed per FCC KDB Inquiry.
- Data in the following table were recorded from real time streaming command prompt output that monitors the current and efficiency of the EUT Host's wireless charging function with pencil.

Measurement Cases		Pencil alignment	Charging condition	I_{TX} (A)	I_{RECT} (A)
Optimal Alignment (Max Coupling)		0	10C	0.90	0.22
		0	3C	0.50	0.11
		0	2.5C	0.50	0.09
		0	1C	0.45	0.06
	Min Coupling, shifting pencil towards back (-Z) until charging throttles, then move back by 0.2 mm	$\Delta z = -3.2$ mm	10C	1.55	0.22
		$\Delta z = -3.6$ mm	3C	0.99	0.11
		$\Delta z = -3.6$ mm	2.5C	0.95	0.09
		$\Delta z = -4.0$ mm	1C	0.98	0.06
	Min Coupling, shifting pencil towards Display (+Z) until charging throttles, then move back by 0.2 mm	$\Delta z = +3.8$ mm	10C	1.53	0.22
		$\Delta z = +4.4$ mm	3C	1.00	0.11
		$\Delta z = +4.4$ mm	2.5C	0.98	0.09
		$\Delta z = +4.6$ mm	1C	0.85	0.06
	Min Coupling, shifting pencil away from iPad(-Y) until charging throttles, then move back by 0.2 mm	$\Delta y = -1.4$ mm	10C	1.48	0.22
		$\Delta y = -1.8$ mm	3C	0.93	0.11
		$\Delta y = -1.8$ mm	2.5C	0.93	0.93
		$\Delta y = -2.2$ mm	1C	0.98	0.06

	Min Coupling, shifting pencil upward in lateral plane(+X) until charging throttles, then move back by 0.2 mm	$\Delta x = +3.5 \text{ mm}$	10C	1.56	0.22
		$\Delta x = +3.7 \text{ mm}$	3C	0.94	0.11
		$\Delta x = +3.9 \text{ mm}$	2.5C	0.99	0.09
		$\Delta x = +4.1 \text{ mm}$	1C	0.85	0.06
	Min Coupling, shifting pencil downward in lateral plane(-X) until charging throttles, then move back by 0.2 mm	$\Delta x = -3.6 \text{ mm}$	10C	1.48	0.22
		$\Delta x = -4 \text{ mm}$	3C	0.95	0.11
		$\Delta x = -4 \text{ mm}$	2.5C	0.94	0.09
		$\Delta x = -4.4 \text{ mm}$	1C	0.89	0.06

H-Field and E-Field Measurements

- Measurement procedure was performed per FCC KDB Inquiry.
- H-Field testing was performed with calibrated field probes (ELT-400).
- E-Field testing was performed with calibrated field probe (EHP-200A).
- Measurements were performed on the front screen (Top), back shell (Bottom), and side of the EUT where the pencil is charging (Side).

Measurement Cases	Probe Distance from the DUT (mm)	Pencil alignment	Probe plane	Charge Profile	Measured H-Field (A/m)	Measured E-Field (V/m)
Optimal Placement (Max Coupling)	0	0	Top	10C	45.4	6.6
	0	0	Bottom		30.4	4.8
	0	0	Side		16.8	3.0
Min coupling, shifting pencil towards back (-Z) until charging throttles, then move back in by 0.2 mm	0	$\Delta z = - 3.2\text{mm}$	Top	10C	65.0	6.5
	0	$\Delta z = - 3.2\text{mm}$	Bottom		41.6	6.7
	0	$\Delta z = - 3.2\text{mm}$	Side		22.2	3.3
Min coupling, shifting pencil towards Display (+Z) until charging throttles, then move back in by 0.2 mm	0	$\Delta z = + 3.8 \text{ mm}$	Top	10C	53.4	6.4
	0	$\Delta z = + 3.8 \text{ mm}$	Bottom		36.0	5.4
	0	$\Delta z = + 3.8 \text{ mm}$	Side		23.8	4.7

Min coupling, shifting pencil towards back (-Z) until charging throttles, then move back in by 0.2 mm	0	$\Delta z = - 3.6 \text{ mm}$	Top	3C	44.1	5.8
Min coupling, shifting pencil towards back (-Z) until charging throttles, then move back in by 0.2 mm	0	$\Delta z = - 3.6 \text{ mm}$	Top	2.5C	40.7	5.5
Min coupling, shifting pencil towards back (-Z) until charging throttles, then move back in by 0.2 mm	0	$\Delta z = - 4.0 \text{ mm}$	Top	1C	41.1	5.2
Digital Ping (No RX)	0	No Pencil (No RX)	Side (right in front of the TX window)	N.A.	70.1	4.5

Conclusion

The worst-case H-Field and E-Field measurements have been determined to be 70.1 A/m and 6.7 V/m respectively.

Correlation between Measured and Simulated H-Field

Numerical analysis for WPT was carried out to establish correlation between measured and simulated H-field. Following Table shows that correlation information. The Measured H-field shows good agreement with Numerical analysis.

BCGA1980			H-field Measurements (A/m)		H-field Simulations (A/m)	
Charge Profile	Probe Position	Probe distance from the DUT (mm)	Optimal alignment (Max coupling)	Worst Case (Min Coupling)	Optimal alignment (Max coupling)	Worst Case (Min Coupling)
10C	Top	0mm	45.4	65.0	47	72
		5mm	25.1	34.3	23	36
		10mm	14.2	19.6	13	21

Standalone SAR Test Exclusion

Numerical analysis for WPT operation in different orientations for Max and Min coupling configurations yields SAR values which are < 0.001 mW/g @ Max charge profile of 10C. These values are well below ambient noise levels measurable in commercially available SAR systems.

There is no intentional transmission taking place in object detection mode. Additionally, the overall duty cycle of ping mechanism is less than 0.1% hence this mode is not included in analysis.

Based on above, per FCC guidance, the Apple pencil charging function qualifies for standalone SAR test exclusion.

Simultaneous SAR Test Exclusion

A comprehensive numerical SAR analysis is carried out for WPT operation in conjunction with SAR hotspot analysis for WLAN/BT antennas to address compliance in simultaneous transmit conditions. The Tx coil is very small (~8.3mm) and its at least ~38mm away from the closest radiating element on its either side.

The SAR gradient for nearest radiating elements to the WPT Tx Coil is very localized and falls off substantially at the location of the WPT Tx coil (see Figure 2). SAR hotspot gradient shown in Figure 2 is without the Apple pencil attached to the iPad. With Apple pencil attached to the iPad, SAR will be lower. Even in the case of dual band operation (5GHz +BT) from a single antenna, the SAR is highly localized.

Based on above, per FCC guidance, the Apple pencil charging function qualifies for simultaneous SAR test exclusion.

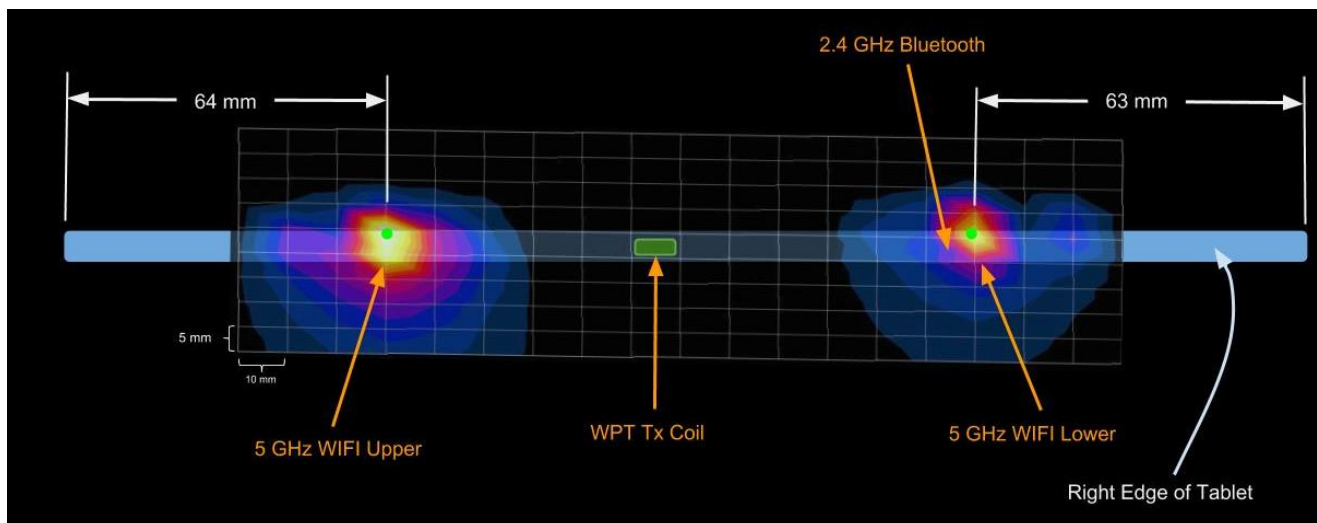


Figure 2 Right Edge Overlay Showing Localization of Simultaneous Peaks