




## 10. SETUP PHOTOS

### RADIATED EMISSION BELOW 30 MHz




**OPERATING**

RADIATED EMISSIONS BELOW 30MHz (Front – With Watch)




RADIATED EMISSIONS BELOW 30MHz (Back - With Watch)



**RADIATED EMISSION ABOVE 30 MHz**

RADIATED EMISSIONS ABOVE 30 MHz (FRONT - STANDBY)




RADIATED EMISSIONS ABOVE 30 MHz (BACK - STANDBY)



**OPERATING**

RADIATED EMISSIONS ABOVE 30 MHz (Front – With Watch)





RADIATED EMISSIONS ABOVE 30 MHz (Back – With Watch)





**AC LINE CONDUCTED EMISSIONS MEASUREMENT SETUP (STANDBY MODE)**




**AC LINE CONDUCTED EMISSIONS MEASUREMENT SETUP (CHARGING MODE)**

Front- With Watch



Back – With Watch



**AC LINE CONDUCTED EMISSIONS MEASUREMENT SETUP (STANDBY MODE POWERED BY HOST PC)**






**AC LINE CONDUCTED EMISSIONS MEASUREMENT SETUP (CHARGING MODE POWERED BY HOST PC)**

Front- With Watch



Back- With Watch



**END OF REPORT**

Page 86 of 86