
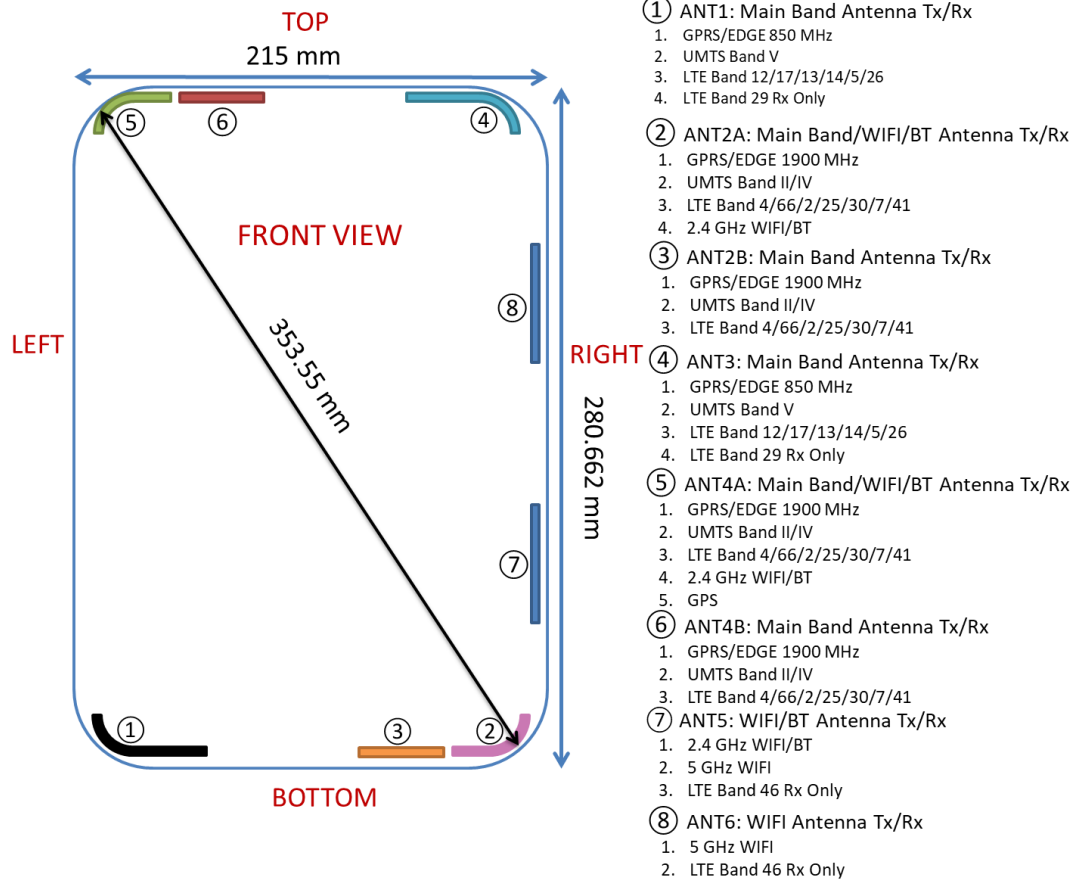



APPENDIX F: DUT ANTENNA DIAGRAM & SAR TEST SETUP PHOTOGRAPHS

FCC ID: BCGA1895		SAR EVALUATION REPORT	Approved by: Quality Manager
Test Dates: 09/05/18 – 09/21/18	DUT Type: Tablet Device		APPENDIX F: Page 1 of 5



Note: Exact antenna dimensions and separation distances are shown in the Technical Descriptions in the FCC Filing.

Figure F-1
DUT Antenna Locations


FCC ID: BCGA1895		SAR EVALUATION REPORT	Approved by: Quality Manager
Test Dates: 09/05/18 – 09/21/18	DUT Type: Tablet Device		APPENDIX F: Page 2 of 5



SAR Test Setup Photo 1: Back Side at 0.0 cm – ANT1/2A/2B/5



SAR Test Setup Photo 2: Back Side at 0.0 cm – ANT3/4A/4B/6


FCC ID: BCGA1895		SAR EVALUATION REPORT	Approved by: Quality Manager
Test Dates: 09/05/18 – 09/21/18	DUT Type: Tablet Device		APPENDIX F: Page 3 of 5



SAR Test Setup Photo 3: Top Edge at 0.0 cm




SAR Test Setup Photo 4: Bottom Edge at 0.0 cm


FCC ID: BCGA1895		SAR EVALUATION REPORT	Approved by: Quality Manager
Test Dates: 09/05/18 – 09/21/18	DUT Type: Tablet Device		APPENDIX F: Page 4 of 5



SAR Test Setup Photo 5: Right Edge at 0.0 cm



SAR Test Setup Photo 6: Left Edge at 0.0 cm

FCC ID: BCGA1895		SAR EVALUATION REPORT	Approved by: Quality Manager
Test Dates: 09/05/18 – 09/21/18	DUT Type: Tablet Device		APPENDIX F: Page 5 of 5