

MEASUREMENT REPORT

FCC PART 15.247 / ISSED RSS-247 UNII 802.11a/n/ac

Applicant Name:

Apple Inc.
1 Infinite Loop
Cupertino, CA 95014
United States

Date of Testing:

10/31-2/20/2018

Test Site/Location:

PCTEST Lab. Morgan Hill, CA, USA

Test Report Serial No.:

1C1710060005-03-R1.BCG

FCC ID:

BCGA1893

IC:

579C-A1893

APPLICANT:

Apple Inc.

Application Type:

Certification

Mode/HVIN:

A1893

EUT Type:

Tablet Device

Frequency Range:

5180 – 5825MHz

FCC Classification:

Unlicensed National Information Infrastructure (UNII)

FCC Rule Part(s):

Part 15 Subpart C (15.247)

ISED Specification:

RSS-247 Issue 2


Test Procedure(s):

ANSI C63.10-2013, KDB 789033 D02 v01r04, KDB 662911 D01 v02r01

This equipment has been shown to be capable of compliance with the applicable technical standards as indicated in the measurement report and was tested in accordance with the measurement procedures specified in ANSI C63.10-2013 and KDB 789033 D02 v01r04. Test results reported herein relate only to the item(s) tested.

This revised Test Report (S/N: 1C1710060005-03-R1.BCG) supersedes and replaces the previously issued test report (S/N: 1C1710060005-03.BCG) on the same subject device for the same type of testing as indicated. Please discard or destroy the previously issued test report(s) and dispose of it accordingly.

I attest to the accuracy of data. All measurements reported herein were performed by me or were made under my supervision and are correct to the best of my knowledge and belief. I assume full responsibility for the completeness of these measurements and vouch for the qualifications of all persons taking them.



Randy Ortanez
President



FCC ID: BCGA1893	 MEASUREMENT REPORT (CERTIFICATION)		Approved by: Quality Manager
Test Report S/N: 1C1710060005-03-R1.BCG	Test Dates: 10/31-2/20/2018	EUT Type: Tablet Device	Page 1 of 298

TABLE OF CONTENTS

1.0	INTRODUCTION.....	4
1.1	Scope.....	4
1.2	PCTEST Test Location.....	4
1.3	Test Facility / Accreditations.....	4
2.0	PRODUCT INFORMATION	5
2.1	Equipment Description	5
2.2	Device Capabilities.....	5
2.3	Antenna Description	7
2.4	Test Support Equipment.....	7
2.5	Test Configuration	8
2.6	Software and Firmware	8
2.7	EMI Suppression Device(s)/Modifications.....	8
3.0	DESCRIPTION OF TESTS	9
3.1	Evaluation Procedure	9
3.2	AC Line Conducted Emissions	9
3.3	Radiated Emissions.....	10
3.4	Environmental Conditions.....	10
4.0	ANTENNA REQUIREMENTS	11
5.0	MEASUREMENT UNCERTAINTY	12
6.0	TEST EQUIPMENT CALIBRATION DATA.....	13
7.0	TEST RESULTS	14
7.1	Summary.....	14
7.2	26dB Bandwidth Measurement – 802.11a/n/ac	15
7.3	6dB Bandwidth Measurement – 802.11a/n/ac	69
7.4	UNII Output Power Measurement – 802.11a/n/ac	87
7.5	Maximum Power Spectral Density – 802.11a/n/ac.....	95
7.6	Radiated Spurious Emission Measurements – Above 1GHz	179
7.7.1	Antenna-1 Radiated Spurious Emission Measurements.....	181
7.7.2	Antenna-2 Radiated Spurious Emission Measurements.....	192
7.7.3	Simultaneous Tx Radiated Spurious Emissions Measurements.....	202
7.7.4	Antenna-1 Radiated Band Edge Measurements (40MHz BW)	206
7.7.5	Antenna-1 Radiated Band Edge Measurements (40MHz BW)	222
7.7.6	Antenna-1 Radiated Band Edge Measurements (80MHz BW)	229
7.7.7	Antenna-2 Radiated Band Edge Measurements (20MHz BW)	233
7.7.8	Antenna-2 Radiated Band Edge Measurements (40MHz BW)	244
7.7.9	Antenna-2 Radiated Band Edge Measurements (80MHz BW)	250
7.7.10	MIMO Radiated Band Edge Measurements (20MHz BW).....	254
7.7.11	MIMO Radiated Band Edge Measurements (40MHz BW).....	267
7.7.12	MIMO Radiated Band Edge Measurements (80MHz BW).....	278
7.7	Radiated Spurious Emissions Measurements – Below 1GHz	281
7.8	Line-Conducted Test Data.....	288
8.0	CONCLUSION	298

FCC ID: BCGA1893		MEASUREMENT REPORT (CERTIFICATION)	Approved by: Quality Manager
Test Report S/N: 1C1710060005-03-R1.BCG	Test Dates: 10/31-2/20/2018	EUT Type: Tablet Device	Page 2 of 298

MEASUREMENT REPORT

UNII Band	Channel Bandwidth (MHz)	Tx Frequency (MHz)	ANT1		ANT2		MIMO	
			Max. Power (mW)	Max. Power (dBm)	Max. Power (mW)	Max. Power (dBm)	Max. Power (mW)	Max. Power (dBm)
1	20	5180 - 5240	44.668	16.50	44.668	16.50	89.029	19.50
2A		5260 - 5320	50.119	17.00	50.119	17.00	100.000	20.00
2C		5500 - 5720	50.119	17.00	50.119	17.00	99.083	19.96
3		5745 - 5825	44.055	16.44	44.668	16.50	88.623	19.48
1	40	5190 - 5230	44.463	16.48	43.251	16.36	87.920	19.44
2A		5270 - 5310	50.119	17.00	49.317	16.93	98.306	19.93
2C		5510 - 5710	50.119	17.00	50.119	17.00	98.408	19.93
3		5755 - 5795	44.668	16.50	44.668	16.50	86.497	19.37
1	80	5210	19.364	12.87	19.634	12.93	31.229	14.95
2A		5290	19.231	12.84	19.409	12.88	31.623	15.00
2C		5530 - 5690	50.003	16.99	50.119	17.00	100.000	20.00
3		5775	44.668	16.50	42.855	16.32	79.433	19.00

FCC - EUT Overview

UNII Band	Channel Bandwidth (MHz)	Tx Frequency (MHz)	ANT1		ANT2		MIMO	
			Max. Power (mW)	Max. Power (dBm)	Max. Power (mW)	Max. Power (dBm)	Max. Power (mW)	Max. Power (dBm)
1	20	5180 - 5240	31.623	15.00	31.623	15.00	31.623	15.00
2A		5260 - 5320	50.119	17.00	50.119	17.00	100.000	20.00
2C		5500 - 5720	50.003	16.99	50.119	17.00	99.097	19.96
3		5745 - 5825	44.055	16.44	44.668	16.50	88.623	19.48
1	40	5190 - 5230	44.463	16.48	43.251	16.36	50.119	17.00
2A		5270 - 5310	50.119	17.00	49.317	16.93	98.306	19.93
2C		5510 - 5710	50.119	17.00	50.003	16.99	98.401	19.93
3		5755 - 5795	44.668	16.50	44.668	16.50	86.497	19.37
1	80	5210	19.364	12.87	19.634	12.93	31.229	14.95
2A		5290	19.231	12.84	19.409	12.88	31.623	15.00
2C		5530 - 5690	50.003	16.99	50.119	17.00	100.000	20.00
3		5775	44.668	16.50	42.855	16.32	79.433	19.00

ISED - EUT Overview

FCC ID: BCGA1893	 MEASUREMENT REPORT (CERTIFICATION)			Approved by: Quality Manager
Test Report S/N: 1C1710060005-03-R1.BCG	Test Dates: 10/31-2/20/2018	EUT Type: Tablet Device		Page 3 of 298

1.0 INTRODUCTION

1.1 Scope

Measurement and determination of electromagnetic emissions (EMC) of radio frequency devices including intentional and/or unintentional radiators for compliance with the technical rules and regulations of the Federal Communications Commission and the Innovation, Science and Economic Development Canada.

1.2 PCTEST Test Location

These measurement tests were conducted at the PCTEST Engineering Laboratory, Inc. facility located at 18855 Adams Court, Morgan Hill, CA 95037. The measurement facility is compliant with the test site requirements specified in ANSI C63.4-2014 and KDB 414788 D01 v01.

1.3 Test Facility / Accreditations

Measurements were performed at PCTEST Engineering Lab located in Morgan Hill, CA 95037, U.S.A.

- PCTEST is an ISO 17025-2005 accredited test facility under the American Association for Laboratory Accreditation (A2LA) with Certificate number 2041.02 for Specific Absorption Rate (SAR), Hearing Aid Compatibility (HAC) testing, where applicable, and Electromagnetic Compatibility (EMC) testing for FCC and Innovation, Science, and Economic Development Canada rules.
- PCTEST TCB is a Telecommunication Certification Body (TCB) accredited to ISO/IEC 17065-2012 by A2LA (Certificate number 2041.03) in all scopes of FCC Rules and ISSED Standards (RSS).
- PCTEST facility is a registered (22831) test laboratory with the site description on file with ISSED.

FCC ID: BCGA1893		MEASUREMENT REPORT (CERTIFICATION)	Approved by: Quality Manager
Test Report S/N: 1C1710060005-03-R1.BCG	Test Dates: 10/31-2/20/2018	EUT Type: Tablet Device	Page 4 of 298

2.0 PRODUCT INFORMATION

2.1 Equipment Description

The Equipment Under Test (EUT) is the **Apple Tablet Device FCC ID: BCGA1893**. The test data contained in this report pertains only to the emissions due to the EUT's UNII transmitter.

Test Device Serial No.: F9FVT018JM4F, F9FVL030JJQH

2.2 Device Capabilities

This device contains the following capabilities:

802.11b/g/n WLAN, 802.11a/n/ac UNII, Bluetooth (1x, EDR, LE)

Band 1		Band 2A		Band 2C		Band 3	
Ch.	Frequency (MHz)	Ch.	Frequency (MHz)	Ch.	Frequency (MHz)	Ch.	Frequency (MHz)
36	5180	52	5260	100	5500	149	5745
:	:	:	:	:	:	:	:
42	5210	56	5280	116	5580	157	5785
:	:	:	:	:	:	:	:
48	5240	64	5320	144	5720	165	5825

Table 2-1. 802.11a / 802.11n / 802.11ac (20MHz) Frequency / Channel Operations

Band 1		Band 2A		Band 2C		Band 3	
Ch.	Frequency (MHz)	Ch.	Frequency (MHz)	Ch.	Frequency (MHz)	Ch.	Frequency (MHz)
38	5190	54	5270	102	5510	151	5755
:	:	:	:	:	:	:	:
46	5230	62	5310	110	5550	157	5785
				:	:	:	:
				142	5710	161	5805

Table 2-2. 802.11n / 802.11ac (40MHz BW) Frequency / Channel Operations

Band 1		Band 2A		Band 2C		Band 3	
Ch.	Frequency (MHz)	Ch.	Frequency (MHz)	Ch.	Frequency (MHz)	Ch.	Frequency (MHz)
42	5210	58	5290	106	5530	155	5775
				:	:		
				138	5690		

Table 2-3. 802.11ac (80MHz BW) Frequency / Channel Operations

FCC ID: BCGA1893	 MEASUREMENT REPORT (CERTIFICATION)		Approved by: Quality Manager
Test Report S/N: 1C1710060005-03-R1.BCG	Test Dates: 10/31-2/20/2018	EUT Type: Tablet Device	Page 5 of 298

Notes:

- 5GHz NII operation is possible in 20MHz, and 40MHz, and 80MHz channel bandwidths. The maximum achievable duty cycles for all modes were determined based on measurements performed on a spectrum analyzer in zero-span mode with RBW = 8MHz, VBW = 50MHz, and detector = peak per the guidance of Section B)2)b) of ANSI C63.10-2013 and KDB 789033 D02 v01r04. The RBW and VBW were both greater than 50/T, where T is the minimum transmission duration, and the number of sweep points across T was greater than 100. The duty cycles are as follows:

Maximum Achievable Duty Cycles				
802.11 Mode/Band		Duty Cycle [%]		
		ANT1	ANT2	MIMO
5GHz	a	98.7	98.4	98.9
	n (HT20)	98.8	98.8	98.9
	n (HT40)	98.2	98.1	98.3
	ac (HT80)	96.6	96.6	95.6

Table 2-4. Measured Duty Cycles

- The device employs MIMO technology. Below are the possible configurations.

WiFi Configurations		SISO		SDM		STBC		CDD	
		ANT1	ANT2	ANT1	ANT2	ANT1	ANT2	ANT1	ANT2
5GHz	11a	✓	✓	✗	✗	✗	✗	✗	✗
	11n (20MHz)	✓	✓	✓	✓	✓	✓	✓	✓
	11n (40MHz)	✓	✓	✓	✓	✓	✓	✓	✓
	11ac (80MHz)	✓	✓	✓	✓	✓	✓	✓	✓

Table 2-5. Frequency / Channel Operations

✓ = Support ; ✗ = NOT Support

SISO = Single Input Single Output

SDM = Spatial Diversity Multiplexing – MIMO function

STBC = Space-Time Block Coding - 2Tx Function

CDD = Cyclic Delay Diversity - 2Tx Function

Data Rate(s) Tested: 6, 9, 12, 18, 24, 36, 48, 54Mbps (802.11a)

6.5/7.2, 13/14.4, 19.5/21.7, 26/28.9, 39/43.3, 52/57.8, 58.5/65, 65/72.2 (n – 20MHz)

13.5/15, 27/30, 40.5/45, 54/60, 81/90, 108/120, 121.5/135, 135/150 (n – 40MHz BW)

29.3/32.5, 58.5/65, 87.8/97.5, 117/130, 175.5/195, 234/260, 263.3/292.5, 292.5/325, 351/390, 390/433.3 (ac – 80MHz BW)

13/14.4, 26.28/9, 39/43.3, 52/57.8, 78/86.7, 104/115.6, 117/130, 130/144.4Mbps (MIMO n/ac – 20MHz)

156/173Mbps (MIMO ac – 20MHz)

27/30, 54/60, 81/90, 108/120, 162/180, 216/240, 243/270, 270/300Mbps (MIMO n/ac – 40MHz) 324/360,

360/400Mbps (MIMO ac – 40MHz)

58.5/65, 117/130, 175.5/195, 234/260, 351/390, 468/520, 526.5/585, 585/650, 702/780, 780/866.7Mbps (MIMO ac – 80MHz)

FCC ID: BCGA1893	 MEASUREMENT REPORT (CERTIFICATION)		Approved by: Quality Manager
Test Report S/N: 1C1710060005-03-R1.BCG	Test Dates: 10/31-2/20/2018	EUT Type: Tablet Device	Page 6 of 298

3. This device supports simultaneous transmission operation, which allows for two SISO channels to operate independent of one another in the 2.4GHz and 5GHz bands simultaneously on each antenna. The following tables show the worst case configurations determined during testing. The data for these configurations is contained in this test report.

Configuration 1: ANT1 transmitting in 2.4GHz mode and ANT2 in 5GHz mode

Description	2.4 GHz Bluetooth Emission	5 GHz Emission
Antenna	1	1,2
Channel	39	116
Operating Frequency (MHz)	2441	5580
Data Rate (Mbps)	1	MCS0
Mode	GFSK_ePA	802.11n_HT20

Table 2-6. Config-1 (ANT1 2.4GHz & ANT2 5GHz)

2.3 Antenna Description

Following antenna was used for the testing.

Frequency [GHz]	Antenna Gain (dBi)	
	Antenna A	Antenna B
5.20	1.27	2.64
5.30	2.24	2.77
5.50	3.39	3.17
5.80	3.54	3.21

Table 2-7. Antenna Peak Gain

2.4 Test Support Equipment

1	Apple MacBook	Model:	A1502	S/N:	C02P4004G1R8
	w/ AC/DC Adapter	Model:	A1435	S/N:	C04325505K1F288BG
2	Apple USB Cable	Model:	Kanzi	S/N:	3251F5
3	Apple Earphone	Model:	N/A	S/N:	N/A
4	USB Lightning Cable	Model:	N/A	S/N:	N/A
5	w/ 12 W AC Adapter	Model:	A1401	S/N:	N/A
6	DC Power Supply	Model:	EP20571-110V	S/N:	N/A

Table 2-8. Test Support Equipment Used

FCC ID: BCGA1893		MEASUREMENT REPORT (CERTIFICATION)		Approved by: Quality Manager
Test Report S/N: 1C1710060005-03-R1.BCG	Test Dates: 10/31-2/20/2018	EUT Type: Tablet Device		Page 7 of 298

2.5 Test Configuration

The EUT was tested per the guidance of KDB 789033 D02 v01r04. ANSI C63.10-2013 was used to reference the appropriate EUT setup for radiated spurious emissions testing and AC line conducted testing. See Sections 3.2 for AC line conducted emissions test setups, 3.3 for radiated emissions test setups, and 7.2, 7.3, 7.4, and 7.5 for antenna port conducted emissions test setups.

The emissions below 1GHz and above 18GHz were tested with the highest transmitting power channel and the worst case configuration.

The EUT was manipulated through three orthogonal planes of X-orientation (flatbed), Y-orientation (landscape), and Z-orientation (portrait) during the testing. Only the worst case emissions were reported in this test report. The worst orientation was found to be Y-orientation (landscape).

For AC line conducted and radiated test below 1GHz, following configuration were investigated and EUT powered by AC/DC was the worst case.

- EUT powered by AC/DC adaptor via USB cable with wire charger
- EUT powered by host PC via USB cable with wire charger

802.11n HT20/40 and acVHT80 2TX CDD mode test data provided in this report covers 802.11n HT20/40 and 802.11acVHT80 2TX STBC mode

802.11n HT20/40 and acVHT80 2TX CDD test data provided in this report covers 802.11n HT20/40 and 802.11acVHT80 2TX SDM. Refer to Table 7-14 for conducted powers for channels where conducted powers were measured with SDM mode instead of worst-case CDD mode.

802.11ac VHT20 and VHT40 mode are different from 802.11n HT20 and HT40 only in control messages and have the same power settings.

2.6 Software and Firmware

The test was conducted with firmware version 15E61570I installed on the EUT.

For conducted spurious emissions, automated test software was used to measure emissions and capture the corresponding plots necessary to show compliance. The measurement software utilized is PCTEST "UNII Automation," Version 3.4.

2.7 EMI Suppression Device(s)/Modifications

No EMI suppression device(s) were added and/or no modifications were made during testing.

FCC ID: BCGA1893	 MEASUREMENT REPORT (CERTIFICATION)		Approved by: Quality Manager
Test Report S/N: 1C1710060005-03-R1.BCG	Test Dates: 10/31-2/20/2018	EUT Type: Tablet Device	Page 8 of 298

3.0 DESCRIPTION OF TESTS

3.1 Evaluation Procedure

The measurement procedures described in the American National Standard of Procedures for Compliance Testing of Unlicensed Wireless Devices (ANSI C63.10-2013) and the guidance provided in KDB 789033 D02 v01r04 were used in the measurement of the EUT.

Deviation from measurement procedure.....None

3.2 AC Line Conducted Emissions

The line-conducted facility is located inside a 7m x 3.66m x 2.7m shielded enclosure. The shielded enclosure is manufactured by AP Americas. The shielding effectiveness of the shielded room is in accordance with MIL-Std-285 or NSA 65-5. A 1m x 1.5m wooden table 80cm high is placed 40cm away from the vertical wall and 80cm away from the sidewall of the shielded room. Two 10kHz-30MHz, 50Ω/50μH Line-Impedance Stabilization Networks (LISNs) are bonded to the shielded room floor. Power to the LISNs is filtered by external high-current high-insertion loss power line filters. The external power line filter is an ETS Lindgren Model LPRX-4X30 (100dB Attenuation, 14kHz-18GHz) and the two EMI/RFI filters are ETS Lindgren Model LRW-2030-S1 (100dB Minimum Insertion Loss, 14kHz – 10GHz). These filters attenuate ambient signal noise from entering the measurement lines. These filters are also bonded to the shielded enclosure.

The EUT is powered from one LISN and the support equipment is powered from the second LISN. If the EUT is a DC-powered device, power will be derived from the source power supply it normally will be powered from and this supply line(s) will be connected to the second LISN. All interconnecting cables more than 1 meter were shortened to a 1 meter length by non-inductive bundling (serpentine fashion) and draped over the back edge of the test table. All cables were at least 40cm above the horizontal reference groundplane. Power cables for support equipment were routed down to the second LISN while ensuring that that cables were not draped over the second LISN.

Sufficient time for the EUT, support equipment, and test equipment was allowed in order for them to warm up to their normal operating condition. The RF output of the LISN was connected to the spectrum analyzer and exploratory measurements were made to determine the frequencies producing the maximum emission from the EUT. The spectrum was scanned from 150kHz to 30MHz with a spectrum analyzer. The detector function was set to peak mode for exploratory measurements while the bandwidth of the analyzer was set to 10kHz. The EUT, support equipment, and interconnecting cables were arranged and manipulated to maximize each emission. Once the worst case emissions have been identified, the one EUT cable configuration/arrangement and mode of operation that produced these emissions is used for final measurements on the same test site. The analyzer is set to CISPR quasi-peak and average detectors with a 9kHz resolution bandwidth for final measurements.

Line conducted emissions test results are shown in Section 7.8. Automated measurement software utilized is Rohde & Schwarz EMC32, Version 10.20.01.

FCC ID: BCGA1893	 MEASUREMENT REPORT (CERTIFICATION)		Approved by: Quality Manager
Test Report S/N: 1C1710060005-03-R1.BCG	Test Dates: 10/31-2/20/2018	EUT Type: Tablet Device	Page 9 of 298

3.3 Radiated Emissions

The radiated test facilities consisted of an indoor 3 meter semi-anechoic chamber used for final measurements and exploratory measurements, when necessary. The measurement area is contained within the semi-anechoic chamber which is shielded from any ambient interference. The test site inside the chamber is a 6m x 5.2m elliptical, obstruction-free area in accordance with Figure 5.7 of Clause 5 in ANSI C63.4-2014. Absorbers are arranged on the floor between the turn table and the antenna mast in such a way so as to maximize the reduction of reflections for measurements above 1GHz. An 80cm tall test table made of Styrodur is placed on top of the turn table. For measurements above 1GHz, an additional Styrodur pedestal is placed on top of the test table to bring the total table height to 1.5m.

For all measurements, the spectrum was scanned through all EUT azimuths and from 1 to 4 meter receive antenna height using a broadband antenna from 30MHz up to the upper frequency shown in 15.33(b)(1) depending on the highest frequency generated or used in the device or on which the device operates or tunes. For frequencies above 1GHz, linearly polarized double ridge horn antennas were used. For frequencies below 30MHz, a calibrated loop antenna was used. When exploratory measurements were necessary, they were performed at 1 meter test distance inside the semi-anechoic chamber using broadband antennas, broadband amplifiers, and spectrum analyzers to determine the frequencies and modes producing the maximum emissions. Sufficient time for the EUT, support equipment, and test equipment was allowed in order for them to warm up to their normal operating condition. The test set-up was placed on top of the 1 x 1.5 meter table. The EUT, support equipment, and interconnecting cables were arranged and manipulated to maximize each emission. Appropriate precaution was taken to ensure that all emissions from the EUT were maximized and investigated. The system configuration, mode of operation, turntable azimuth, and receive antenna height was noted for each frequency found.

Final measurements were made in the semi-anechoic chamber using calibrated, linearly polarized broadband and horn antennas. The test setup was configured to the setup that produced the worst case emissions. The spectrum analyzer was set to investigate all frequencies required for testing to compare the highest radiated disturbances with respect to the specified limits. The turntable containing the EUT was rotated through 360 degrees and the height of the receive antenna was varied 1 to 4 meters and stopped at the azimuth and height producing the maximum emission. Each emission was maximized by changing the orientation of the EUT through three orthogonal planes and changing the polarity of the receive antenna, whichever produced the worst-case emissions.

3.4 Environmental Conditions

The temperature is controlled within range of 15°C to 35°C. The relative humidity is controlled within range of 10% to 75%. The atmospheric pressure is monitored within the range 86-106kPa (860-1060mbar).

FCC ID: BCGA1893	 MEASUREMENT REPORT (CERTIFICATION)		Approved by: Quality Manager
Test Report S/N: 1C1710060005-03-R1.BCG	Test Dates: 10/31-2/20/2018	EUT Type: Tablet Device	Page 10 of 298

4.0 ANTENNA REQUIREMENTS

Excerpt from §15.203 of the FCC Rules/Regulations:

“An intentional radiator antenna shall be designed to ensure that no antenna other than that furnished by the responsible party can be used with the device. The use of a permanently attached antenna or of an antenna that uses a unique coupling to the intentional radiator shall be considered sufficient to comply with the provisions of this section.”

- The antennas of the EUT are **permanently attached**.
- There are no provisions for connection to an external antenna.

Conclusion:

The EUT complies with the requirement of §15.203.

FCC ID: BCGA1893		MEASUREMENT REPORT (CERTIFICATION)	Approved by: Quality Manager
Test Report S/N: 1C1710060005-03-R1.BCG	Test Dates: 10/31-2/20/2018	EUT Type: Tablet Device	Page 11 of 298

5.0 MEASUREMENT UNCERTAINTY

The measurement uncertainties shown below were calculated in accordance with the requirements of ANSI C63.10-2013. All measurement uncertainty values are shown with a coverage factor of $k = 2$ to indicate a 95% level of confidence. The measurement uncertainty shown below meets or exceeds the U_{CISPR} measurement uncertainty values specified in CISPR 16-4-2 and, thus, can be compared directly to specified limits to determine compliance.

Contribution	Expanded Uncertainty (\pm dB)
Conducted Bench Top Measurements	1.13
Line Conducted Disturbance	3.09
Radiated Disturbance (<1GHz)	4.98
Radiated Disturbance (>1GHz)	5.07
Radiated Disturbance (>18GHz)	5.09

FCC ID: BCGA1893		MEASUREMENT REPORT (CERTIFICATION)	Approved by: Quality Manager
Test Report S/N: 1C1710060005-03-R1.BCG	Test Dates: 10/31-2/20/2018	EUT Type: Tablet Device	Page 12 of 298

6.0 TEST EQUIPMENT CALIBRATION DATA

Test Equipment Calibration is traceable to the National Institute of Standards and Technology (NIST). Measurements antennas used during testing were calibrated in accordance to the requirements of ANSI C63.5-2017.

Manufacturer	Model	Description	Cal Date	Cal Interval	Cal Due	Serial Number
-	AM WN25	WLAN Cable Set	3/17/2017	Annual	3/17/2018	AM WN25
-	EMI 3117-ESW1	Radiated Cable Set	3/1/2017	Biennial	3/1/2018	N/A
-	EMI HL562E-ESW1	Radiated Cable Set	2/28/2017	Biennial	2/28/2018	N/A
Anritsu	MA2411B	Pulse Power Sensor	11/28/2017	Biennial	11/28/2018	1027293
Anritsu	ML2495A	Power Meter	11/28/2017	Biennial	11/28/2018	1039008
ATM	180-442A-KF	20dB Nominal Gain Horn Antenna(18 -40GHz)	2/24/2017	Annual	2/24/2018	T058701-03
COM-POWER	LIN-120A	LISN	2/22/2017	Annual	2/22/2018	241296
Keysight Technologies	N9030A	3Hz-44GHz PXA Signal Analyzer	3/13/2017	Annual	3/13/2018	MY49430244
Rohde & Schwarz	ESW26	ESW26 EMI Test Receiver	7/15/2017	Annual	7/15/2018	101299
Rohde & Schwarz	FSW43	Signal & Spectrum Analyzer	4/24/2017	Annual	4/24/2018	104093
Rohde & Schwarz	ESW44	EMI Test Receiver	11/14/2017	Annual	11/14/2018	101570
Rohde & Schwarz	HL562E	Bi-Log Antenna (30MHz - 6GHz)	3/27/2017	Annual	3/27/2018	100810
Rohde & Schwarz	SFUNIT-RX	TS-SFUNIT SHIELDED FILTER UNIT	9/11/2017	Annual	9/11/2018	102132
Rohde & Schwarz	TS-PR18	Pre-Amplifier (1GHz - 18GHz)	2/3/2017	Annual	2/3/2018	101639
Rohde & Schwarz	TS-PR1840	Pre-Amplifier (18GHz - 40GHz)	1/3/2017	Annual	1/3/2018	100052
Rohde & Schwarz	TS-PR8	Pre-Amplifier (30MHz - 8GHz)	2/3/2017	Annual	2/3/2018	102325
Rohde & Schwarz	TC-TA18	CROSS POL. VIVALDI ANT (400MHz - 18GHz)	11/13/2017	Annual	11/13/2018	101056-AE
Traceable	1208T91	Humidity/Temperature/Dew Point Meter	9/27/2017	Biennial	9/27/2018	160838829

Table 6-1. Annual Test Equipment Calibration Schedule

Note:

For equipment listed above that has a calibration date or calibration due date that falls within the test date range, care was taken to ensure that this equipment was used after the calibration date and before the calibration due date.

FCC ID: BCGA1893	 MEASUREMENT REPORT (CERTIFICATION)		Approved by: Quality Manager
Test Report S/N: 1C1710060005-03-R1.BCG	Test Dates: 10/31-2/20/2018	EUT Type: Tablet Device	Page 13 of 298

7.0 TEST RESULTS

7.1 Summary

Company Name: Apple Inc.
 FCC ID: BCGA1893
 FCC Classification: Unlicensed National Information Infrastructure (UNII)

FCC Part Section(s)	RSS Section(s)	Test Description	Test Limit	Test Condition	Test Result	Reference
N/A	RSS-Gen [6.6]	26dB Bandwidth	N/A	CONDUCTED	PASS	Section 7.2
15.407(e)	RSS-Gen [6.6]	6dB Bandwidth	>500kHz(5725-5850MHz)		PASS	Section 7.3
15.407 (a.1.iv), (a.2), (a.3)	RSS-247 [6.2]	Maximum Conducted Output Power	Maximum conducted powers must meet the limits detailed in 15.407 (a) (RSS-247 [6.2])		PASS	Section 7.4
15.407 (a.1.iv), (a.2), (a.3)	RSS-247 [6.2]	Maximum Power Spectral Density	Maximum power spectral density must meet the limits detailed in 15.407 (a) (RSS-247 [6.2])		PASS	Section 7.5
15.407(h)	RSS-247 [6.3]	Dynamic Frequency Selection	See DFS Test Report		PASS	See DFS Test Report
15.407(b.1), (2), (3), (4)	RSS-247 [6.2]	Undesirable Emissions	Undesirable emissions must meet the limits detailed in 15.407(b) (RSS-247 [6.2])	RADIATED	PASS	Section 7.6
15.205, 15.407(b.1), (4), (5), (6)	RSS-Gen [8.9]	General Field Strength Limits (Restricted Bands and Radiated Emission Limits)	Emissions in restricted bands must meet the radiated limits detailed in 15.209 (RSS-Gen [8.9])		PASS	Section 7.6, 7.7
15.407	RSS-Gen [8.8]	AC Conducted Emissions 150kHz – 30MHz	< FCC 15.207 (RSS-Gen [8.8]) limits	LINE CONDUCTED	PASS	Section 7.8

Table 7-1. Summary of Test Results

Notes:

- 1) All channels, modes, and modulations/data rates were investigated among all UNII bands. The test results shown in the following sections represent the worst case emissions.
- 2) The analyzer plots shown in this section were all taken with a correction table loaded into the analyzer. The correction table was used to account for the losses of the cables and attenuators used as part of the system to connect the EUT to the analyzer at all frequencies of interest.
- 3) All antenna port conducted emissions testing was performed on a test bench with the antenna port of the EUT connected to the spectrum analyzer through calibrated cables and attenuators.
- 4) For conducted spurious emissions, automated test software was used to measure emissions and capture the corresponding plots necessary to show compliance. The measurement software utilized is PCTEST "UNII Automation," Version 4.5.
- 5) For radiated band edge, automated test software was used to measure emissions and capture the corresponding plots necessary to show compliance. The measurement software utilized is PCTEST "Chamber Automation," Version 1.1.5.

FCC ID: BCGA1893	 MEASUREMENT REPORT (CERTIFICATION)		Approved by: Quality Manager
Test Report S/N: 1C1710060005-03-R1.BCG	Test Dates: 10/31-2/20/2018	EUT Type: Tablet Device	Page 14 of 298

7.2 26dB Bandwidth Measurement – 802.11a/n/ac

RSS-Gen [6.2]

Test Overview and Limit

The bandwidth at 26dB down from the highest in-band spectral density is measured with a spectrum analyzer connected to the antenna terminal while the EUT is operating at its maximum duty cycle, at its maximum power control level, as defined in ANSI C63.10-2013 and KDB 789033 D02 v01r04, and at the appropriate frequencies. The spectrum analyzer's bandwidth measurement function is configured to measure the 26dB bandwidth.

The 26dB bandwidth is used to determine the conducted power limits.

Test Procedure Used

ANSI C63.10-2013 – Section 12.4

KDB 789033 D02 v01r04 – Section C

Test Settings

1. The signal analyzers' automatic bandwidth measurement capability was used to perform the 26dB bandwidth measurement. The "X" dB bandwidth parameter was set to $X = 26$. The automatic bandwidth measurement function also has the capability of simultaneously measuring the 99% occupied bandwidth. The bandwidth measurement was not influenced by any intermediate power nulls in the fundamental emission.
2. RBW = approximately 1% of the emission bandwidth
3. $VBW \geq 3 \times RBW$
4. Detector = Peak
5. Trace mode = max hold

Test Setup

The EUT and measurement equipment were set up as shown in the diagram below.



Figure 7-1. Test Instrument & Measurement Setup

Test Notes

None.

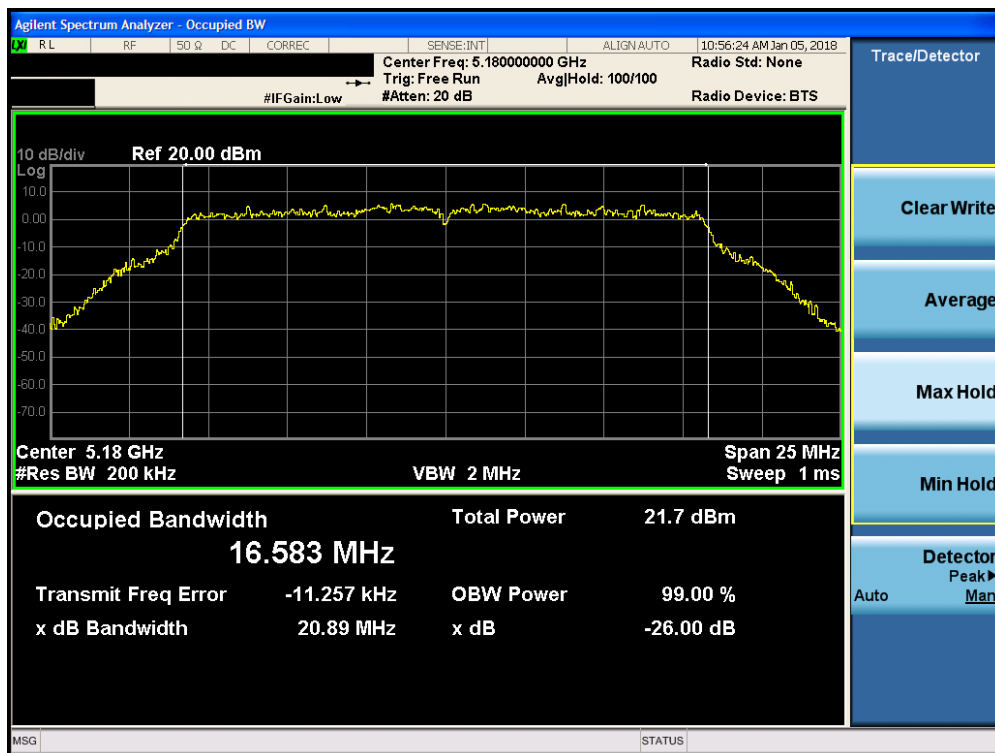
FCC ID: BCGA1893	 MEASUREMENT REPORT (CERTIFICATION)		Approved by: Quality Manager
Test Report S/N: 1C1710060005-03-R1.BCG	Test Dates: 10/31-2/20/2018	EUT Type: Tablet Device	Page 15 of 298

SISO Antenna-1 26 dB Bandwidth Measurements

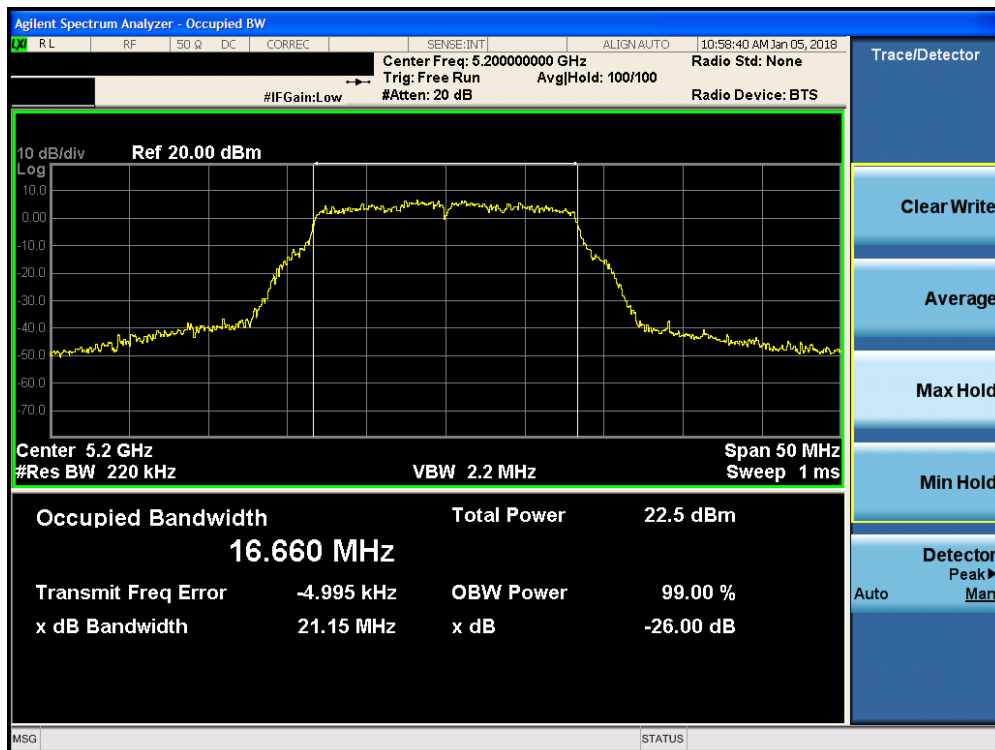
	Frequency [MHz]	Channel No.	802.11 Mode	Data Rate [Mbps]	Measured 26dB Bandwidth [MHz]
Band 1	5180	36	a	6	20.89
	5200	40	a	6	21.15
	5240	48	a	6	20.85
	5180	36	n (20MHz)	6.5/7.2 (MCS0)	21.80
	5200	40	n (20MHz)	6.5/7.2 (MCS0)	21.25
	5240	48	n (20MHz)	6.5/7.2 (MCS0)	21.34
	5190	38	n (40MHz)	13.5/15 (MCS0)	39.59
	5230	46	n (40MHz)	13.5/15 (MCS0)	39.37
	5210	42	ac (80MHz)	29.3/32.5 (MCS0)	81.36
Band 2A	5260	52	a	6	21.24
	5280	56	a	6	20.88
	5320	64	a	6	20.96
	5260	52	n (20MHz)	6.5/7.2 (MCS0)	21.37
	5280	56	n (20MHz)	6.5/7.2 (MCS0)	21.28
	5320	64	n (20MHz)	6.5/7.2 (MCS0)	21.30
	5270	54	n (40MHz)	13.5/15 (MCS0)	39.63
	5310	62	n (40MHz)	13.5/15 (MCS0)	39.80
	5290	58	ac (80MHz)	29.3/32.5 (MCS0)	81.05
Band 2C	5500	100	a	6	21.11
	5580	116	a	6	20.94
	5720	144	a	6	21.16
	5500	100	n (20MHz)	6.5/7.2 (MCS0)	21.36
	5580	116	n (20MHz)	6.5/7.2 (MCS0)	21.36
	5720	144	n (20MHz)	6.5/7.2 (MCS0)	21.20
	5510	102	n (40MHz)	13.5/15 (MCS0)	39.52
	5550	110	n (40MHz)	13.5/15 (MCS0)	40.36
	5710	142	n (40MHz)	13.5/15 (MCS0)	39.57
	5530	106	ac (80MHz)	29.3/32.5 (MCS0)	80.63
	5690	138	ac (80MHz)	29.3/32.5 (MCS0)	81.11

Table 7-2. Conducted Bandwidth Measurements SISO ANT1

FCC ID: BCGA1893	 MEASUREMENT REPORT (CERTIFICATION)		Approved by: Quality Manager
Test Report S/N: 1C1710060005-03-R1.BCG	Test Dates: 10/31-2/20/2018	EUT Type: Tablet Device	Page 16 of 298

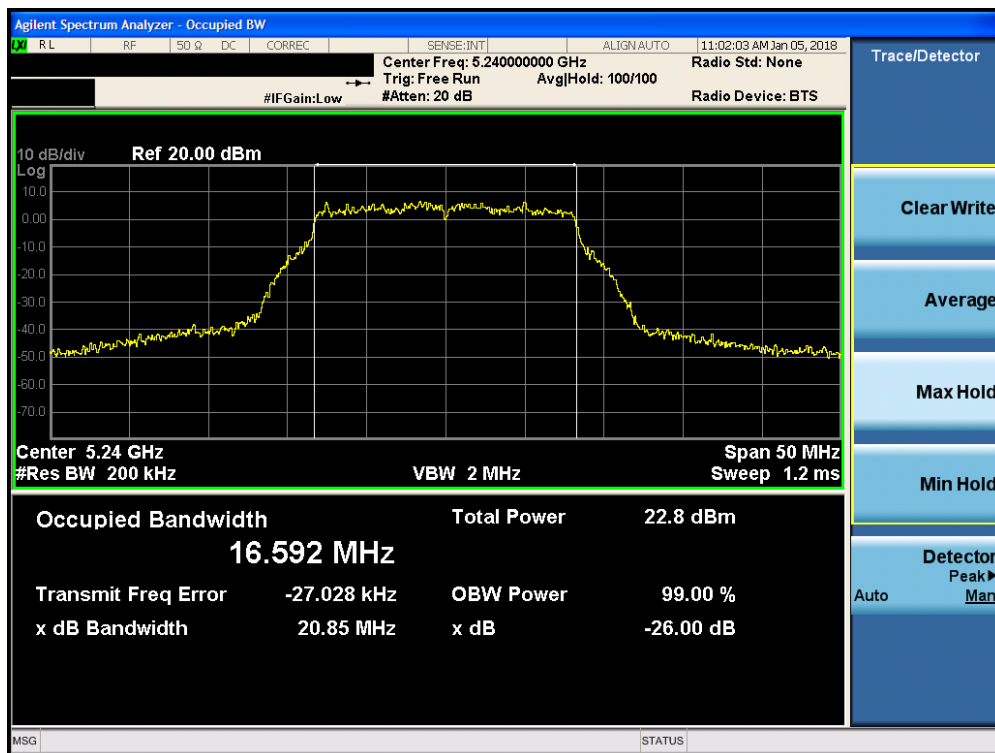


Plot 7-1. 26dB Bandwidth Plot SISO ANT1 (802.11a (UNII Band 1) – Ch. 36)

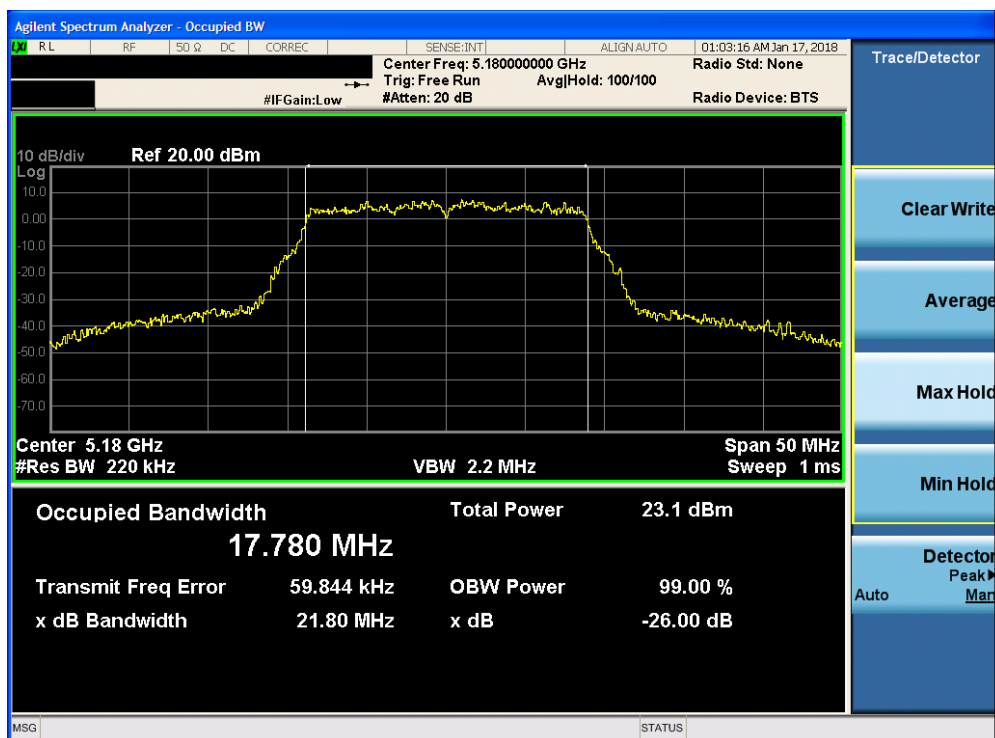


Plot 7-2. 26dB Bandwidth Plot SISO ANT1 (802.11a (UNII Band 1) – Ch. 40)

FCC ID: BCGA1893	MEASUREMENT REPORT (CERTIFICATION)		Approved by: Quality Manager
Test Report S/N: 1C1710060005-03-R1.BCG	Test Dates: 10/31-2/20/2018	EUT Type: Tablet Device	Page 17 of 298

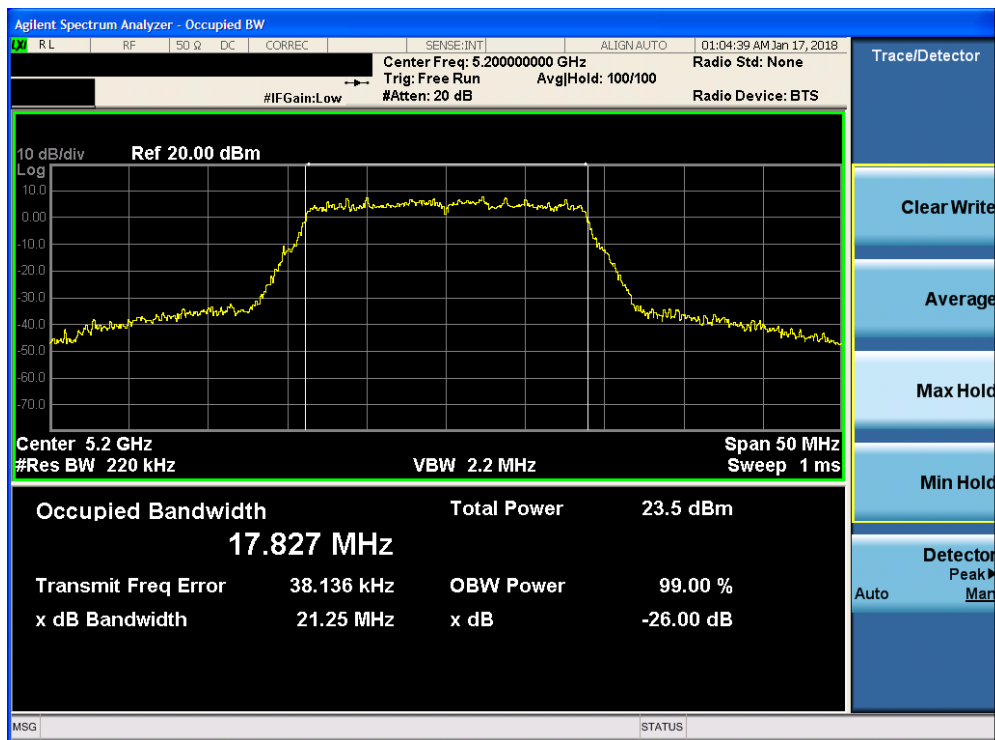


Plot 7-3. 26dB Bandwidth Plot SISO ANT1 (802.11a (UNII Band 1) – Ch. 48)

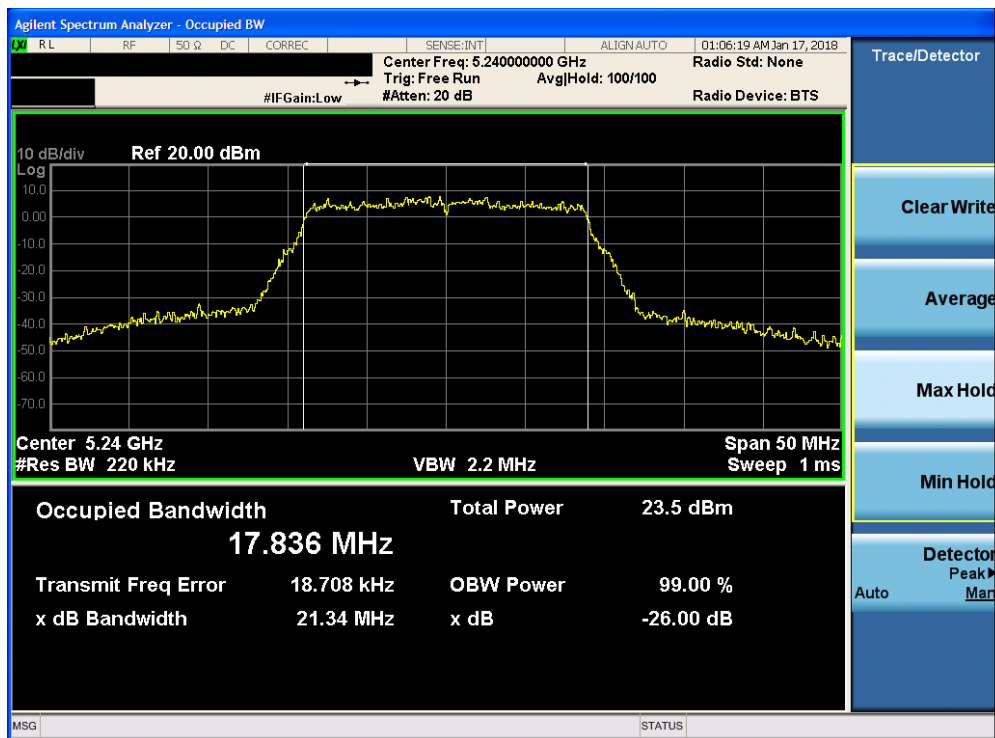


Plot 7-4. 26dB Bandwidth Plot SISO ANT1 (20MHz BW 802.11n (UNII Band 1) – Ch. 36)

FCC ID: BCGA1893	MEASUREMENT REPORT (CERTIFICATION)		Approved by: Quality Manager
Test Report S/N: 1C1710060005-03-R1.BCG	Test Dates: 10/31-2/20/2018	EUT Type: Tablet Device	Page 18 of 298

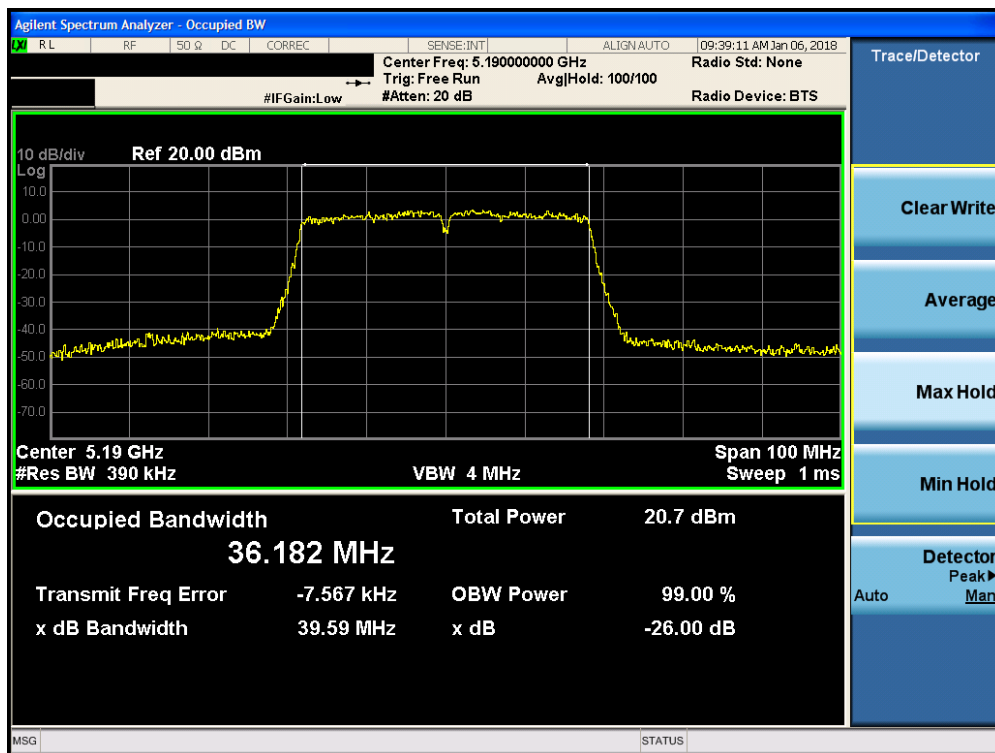


Plot 7-5. 26dB Bandwidth Plot SISO ANT1 (20MHz BW 802.11n (UNII Band 1) – Ch. 40)

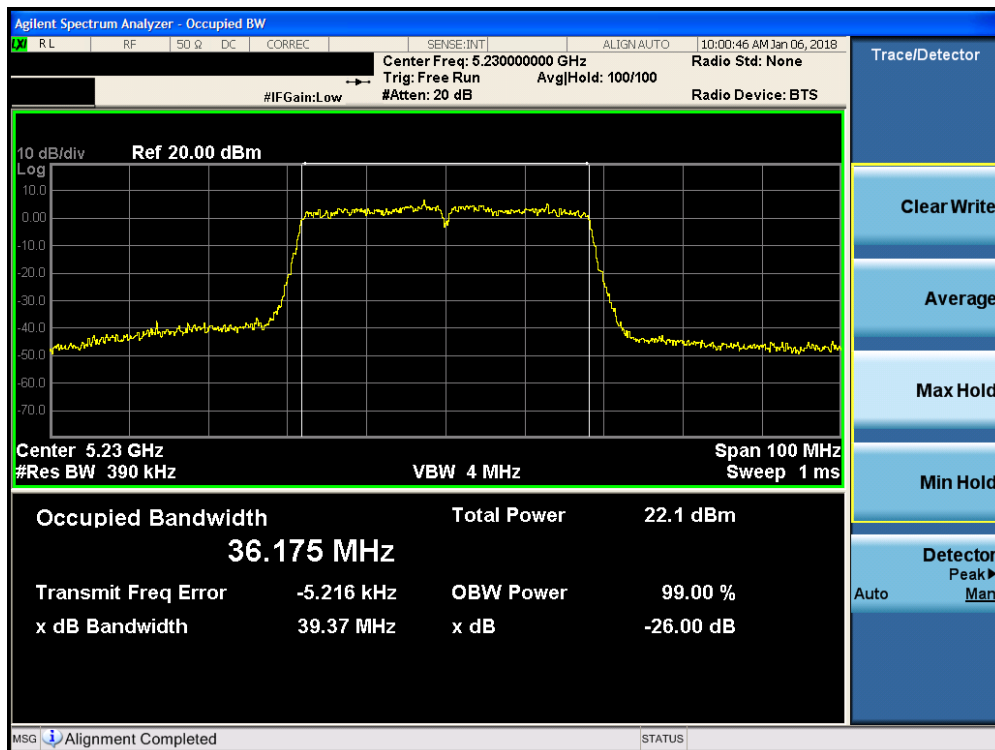


Plot 7-6. 26dB Bandwidth Plot SISO ANT1 (20MHz BW 802.11n (UNII Band 1) – Ch. 48)

FCC ID: BCGA1893	MEASUREMENT REPORT (CERTIFICATION)		Approved by: Quality Manager
Test Report S/N: 1C1710060005-03-R1.BCG	Test Dates: 10/31-2/20/2018	EUT Type: Tablet Device	Page 19 of 298

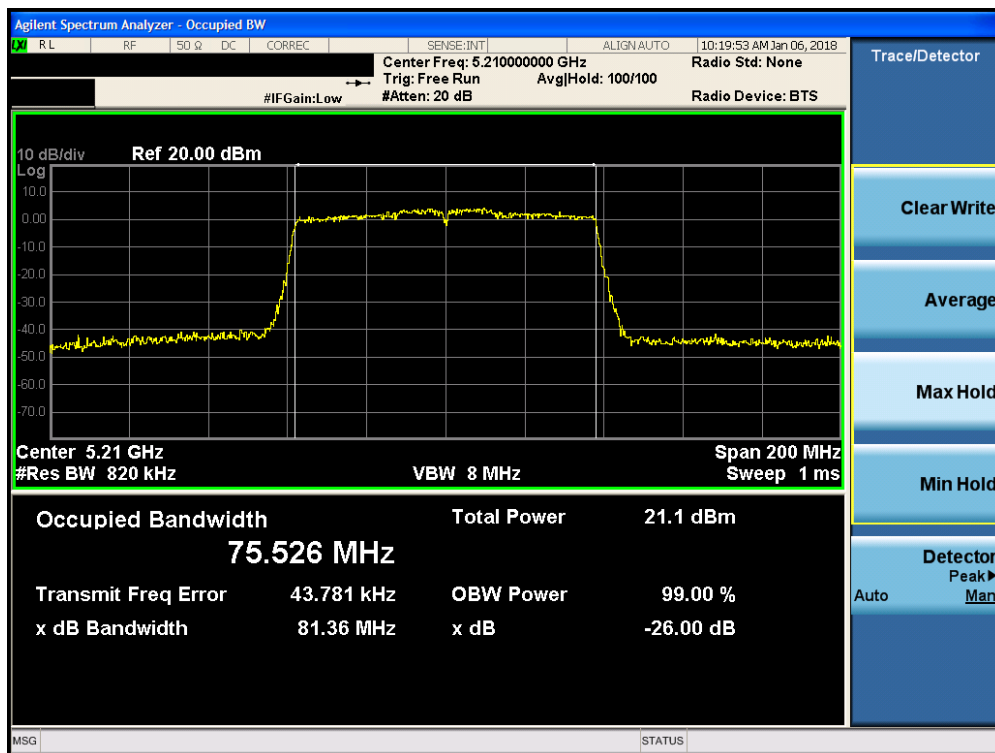


Plot 7-7. 26dB Bandwidth Plot SISO ANT1 (40MHz BW 802.11n (UNII Band 1) – Ch. 38)

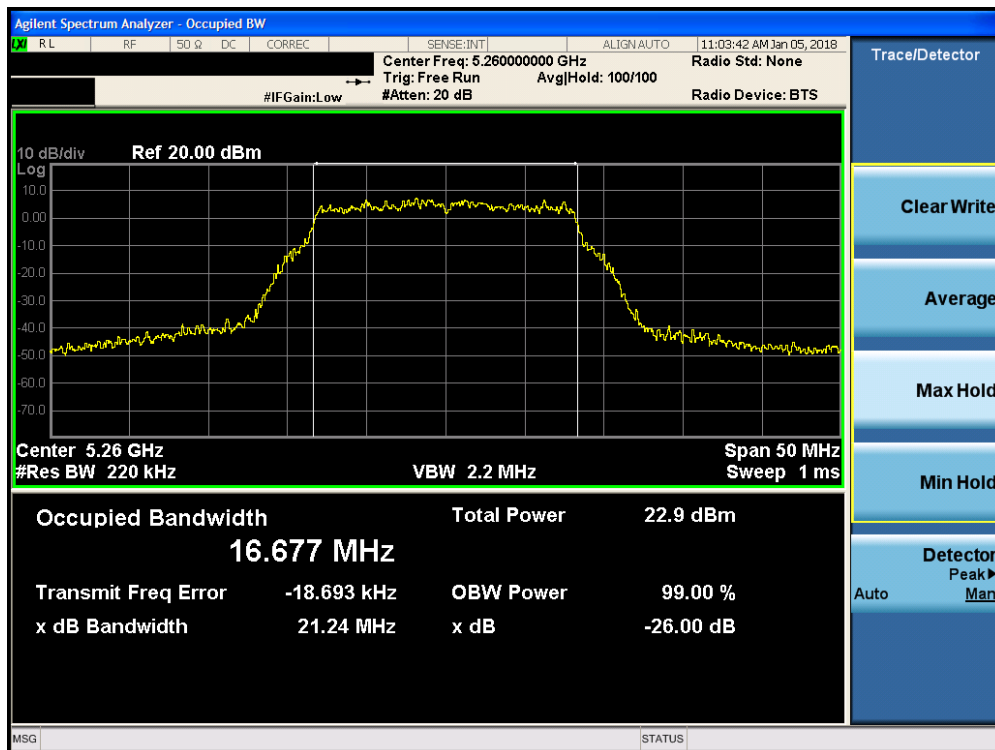


Plot 7-8. 26dB Bandwidth Plot SISO ANT1 (40MHz BW 802.11n (UNII Band 1) – Ch. 46)

FCC ID: BCGA1893	 MEASUREMENT REPORT (CERTIFICATION)		Approved by: Quality Manager
Test Report S/N: 1C1710060005-03-R1.BCG	Test Dates: 10/31-2/20/2018	EUT Type: Tablet Device	Page 20 of 298

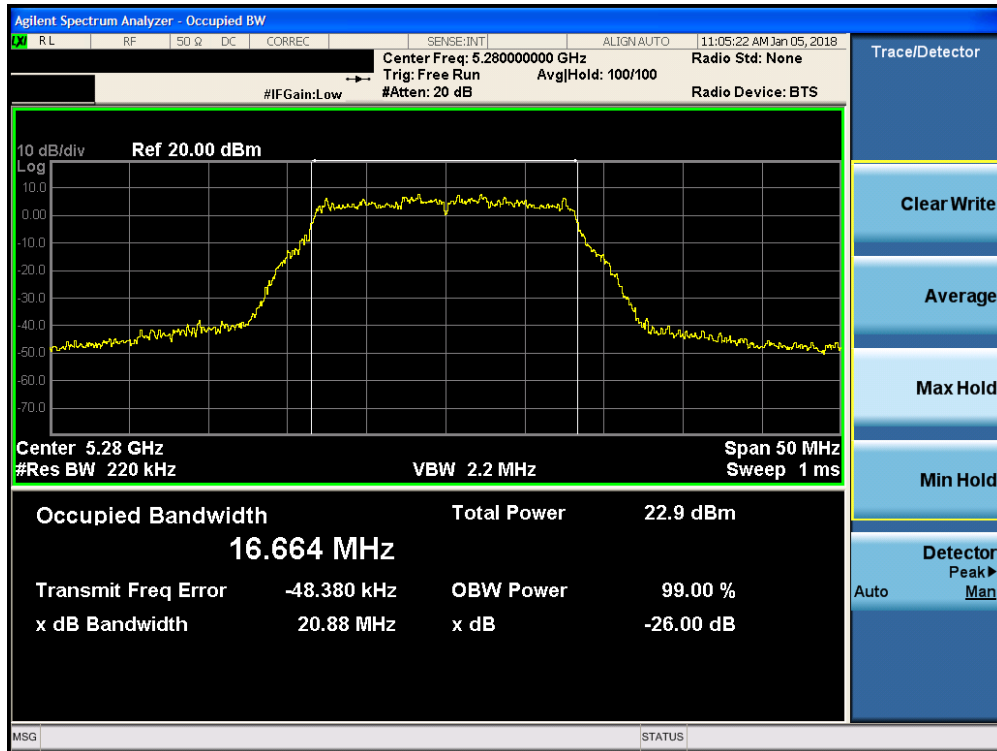


Plot 7-9. 26dB Bandwidth Plot SISO ANT1 (80MHz BW 802.11ac (UNII Band 1) – Ch. 42)

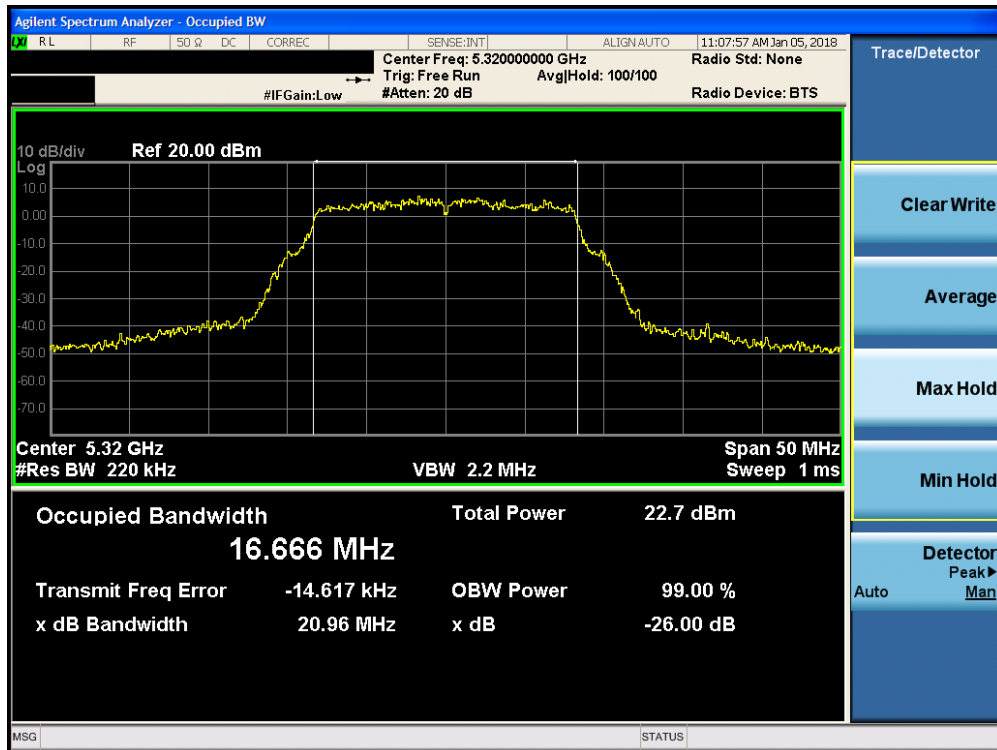


Plot 7-10. 26dB Bandwidth Plot SISO ANT1 (802.11a (UNII Band 2A) – Ch. 52)

FCC ID: BCGA1893	MEASUREMENT REPORT (CERTIFICATION)		Approved by: Quality Manager
Test Report S/N: 1C1710060005-03-R1.BCG	Test Dates: 10/31-2/20/2018	EUT Type: Tablet Device	Page 21 of 298



Plot 7-11. 26dB Bandwidth Plot SISO ANT1 (802.11a (UNII Band 2A) – Ch. 56)

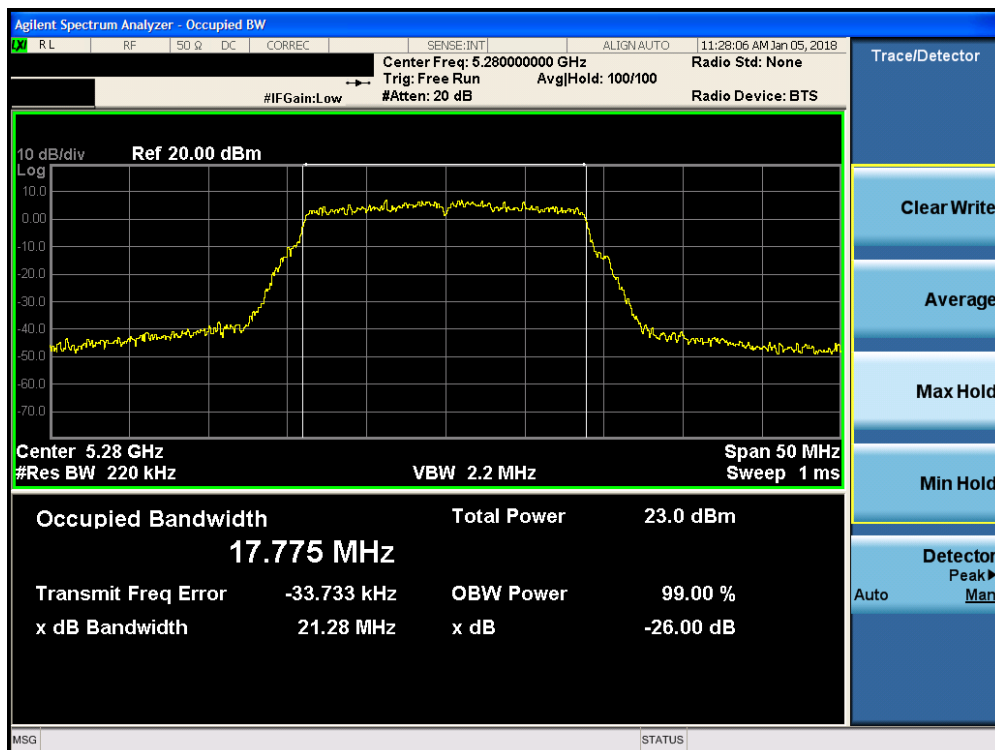


Plot 7-12. 26dB Bandwidth Plot SISO ANT1 (802.11a (UNII Band 2A) – Ch. 64)

FCC ID: BCGA1893	MEASUREMENT REPORT (CERTIFICATION)		Approved by: Quality Manager
Test Report S/N: 1C1710060005-03-R1.BCG	Test Dates: 10/31-2/20/2018	EUT Type: Tablet Device	Page 22 of 298

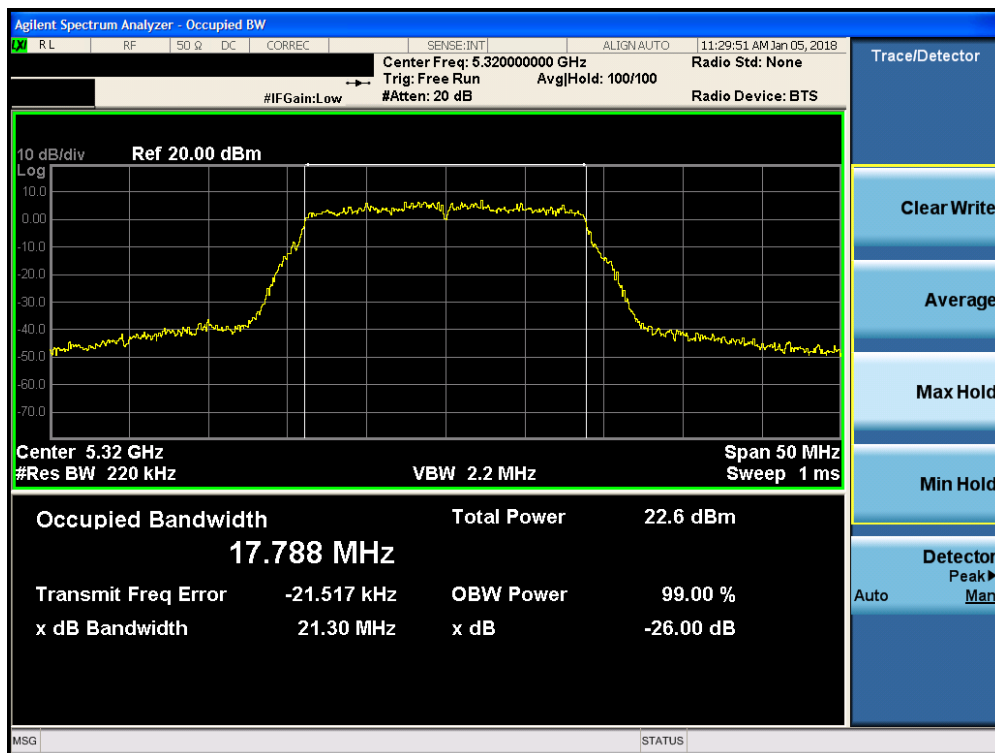


Plot 7-13. 26dB Bandwidth Plot SISO ANT1 (20MHz BW 802.11n (UNII Band 2A) – Ch. 52)

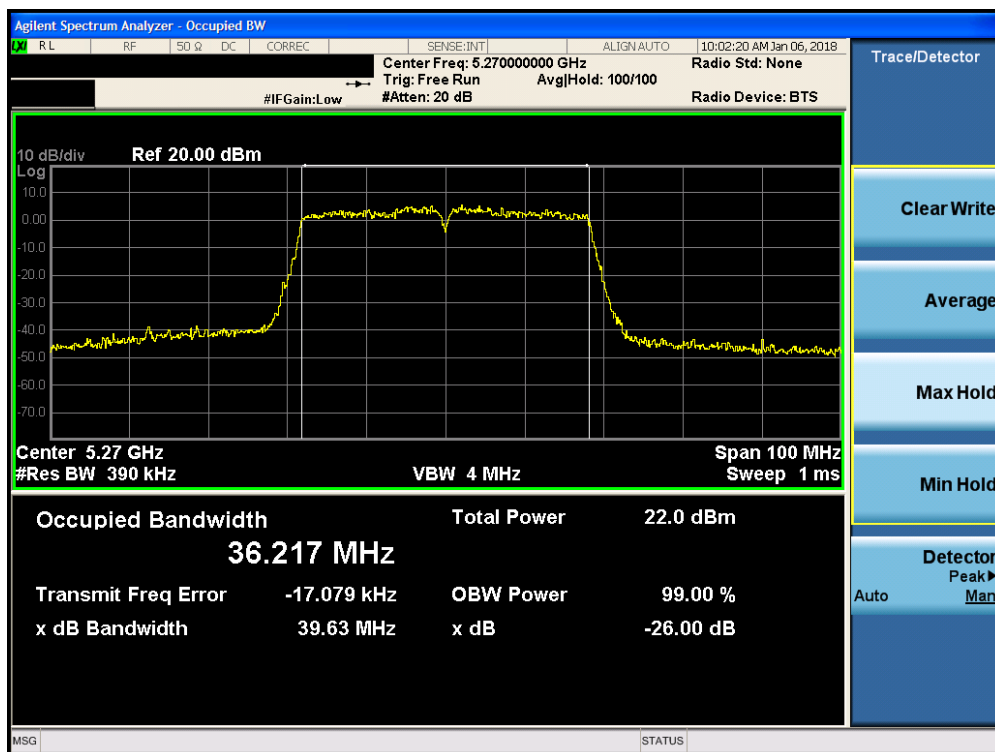


Plot 7-14. 26dB Bandwidth Plot SISO ANT1 (20MHz BW 802.11n (UNII Band 2A) – Ch. 56)

FCC ID: BCGA1893	PCTEST ENGINEERING LABORATORY, INC.	MEASUREMENT REPORT (CERTIFICATION)	Approved by: Quality Manager
Test Report S/N: 1C1710060005-03-R1.BCG	Test Dates: 10/31-2/20/2018	EUT Type: Tablet Device	Page 23 of 298

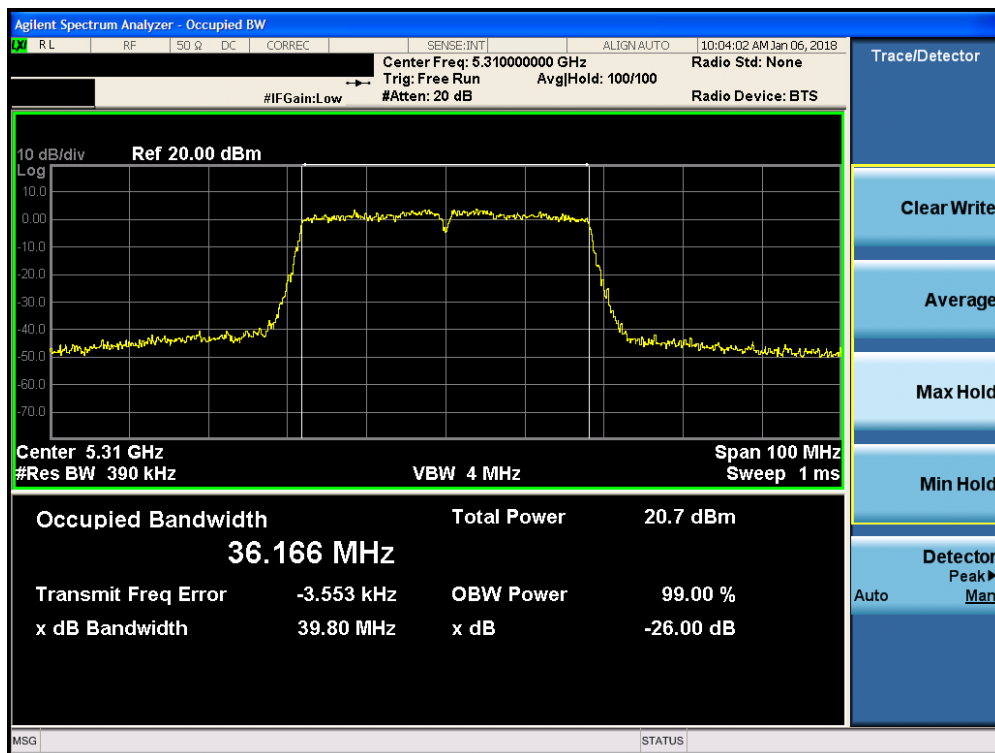


Plot 7-15. 26dB Bandwidth Plot SISO ANT1 (20MHz BW 802.11n (UNII Band 2A) – Ch. 64)

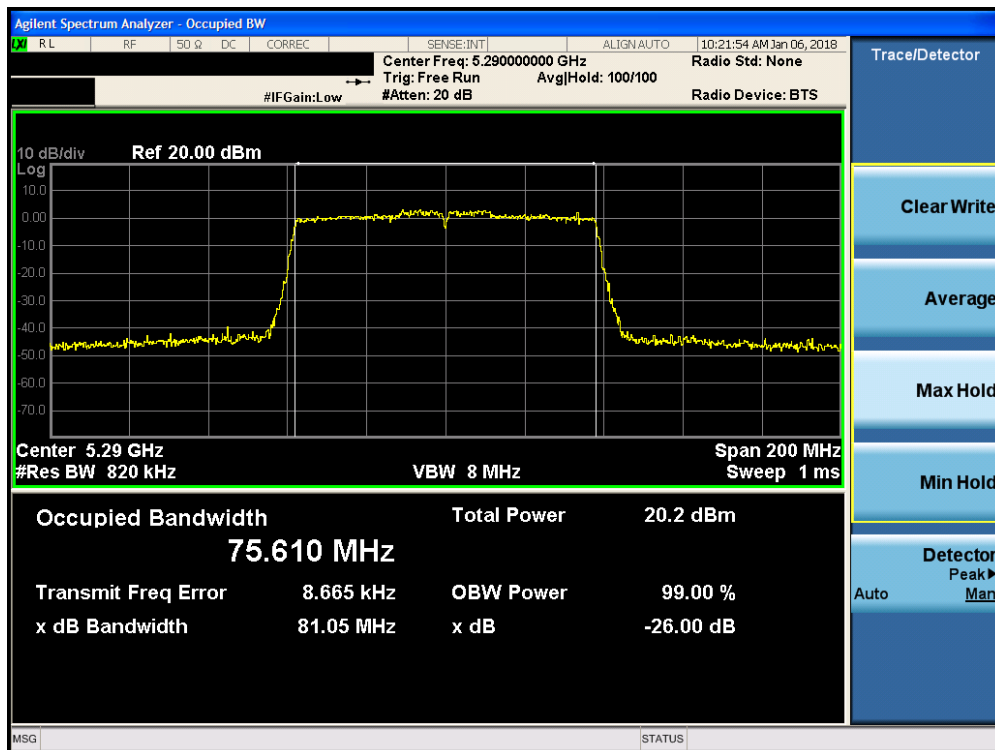


Plot 7-16. 26dB Bandwidth Plot SISO ANT1 (40MHz BW 802.11n (UNII Band 2A) – Ch. 54)

FCC ID: BCGA1893	 MEASUREMENT REPORT (CERTIFICATION)		Approved by: Quality Manager
Test Report S/N: 1C1710060005-03-R1.BCG	Test Dates: 10/31-2/20/2018	EUT Type: Tablet Device	Page 24 of 298

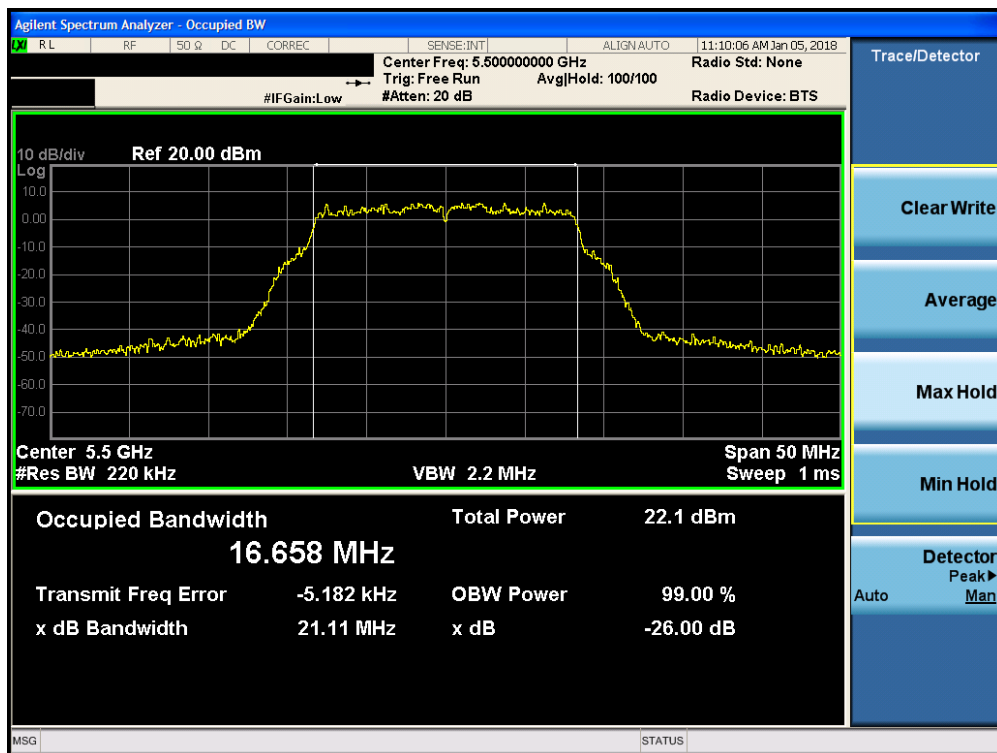


Plot 7-17. 26dB Bandwidth Plot SISO ANT1 (40MHz BW 802.11n (UNII Band 2A) – Ch. 62)

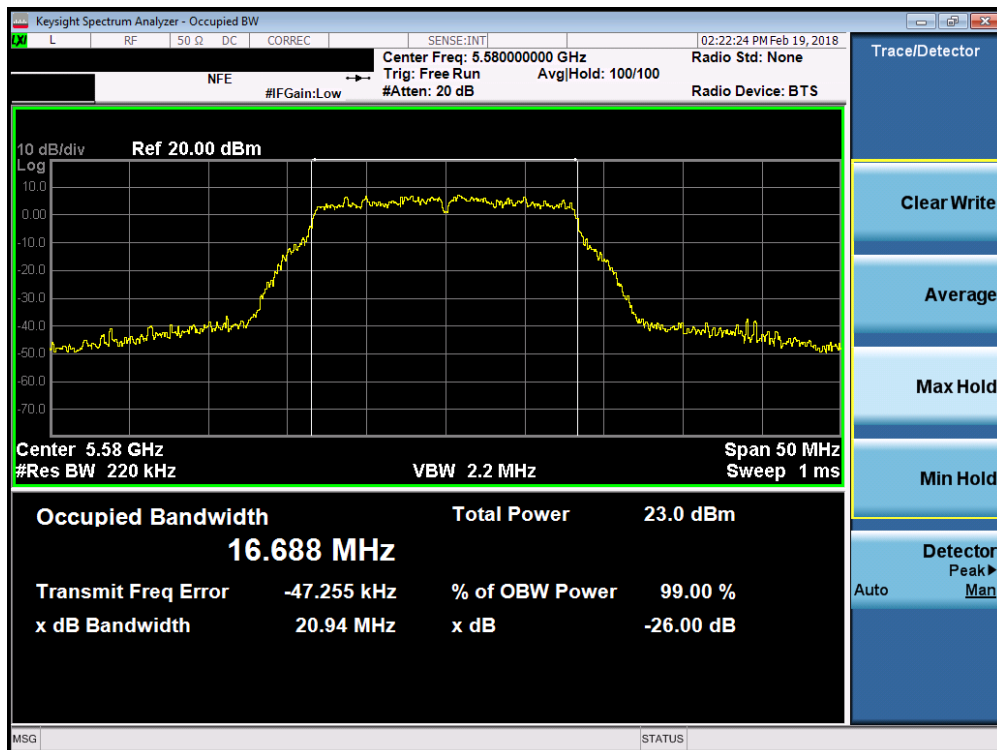


Plot 7-18. 26dB Bandwidth Plot SISO ANT1 (80MHz BW 802.11ac (UNII Band 2A) – Ch. 58)

FCC ID: BCGA1893	MEASUREMENT REPORT (CERTIFICATION)		Approved by: Quality Manager
Test Report S/N: 1C1710060005-03-R1.BCG	Test Dates: 10/31-2/20/2018	EUT Type: Tablet Device	Page 25 of 298

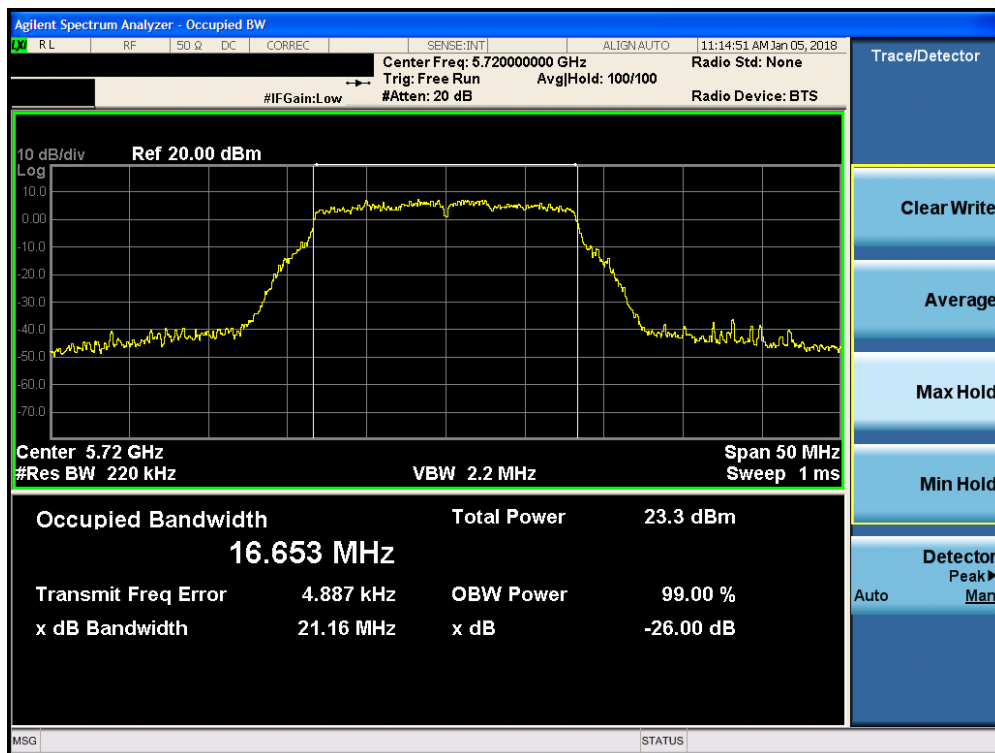


Plot 7-19. 26dB Bandwidth Plot SISO ANT1 (802.11a (UNII Band 2C) – Ch. 100)

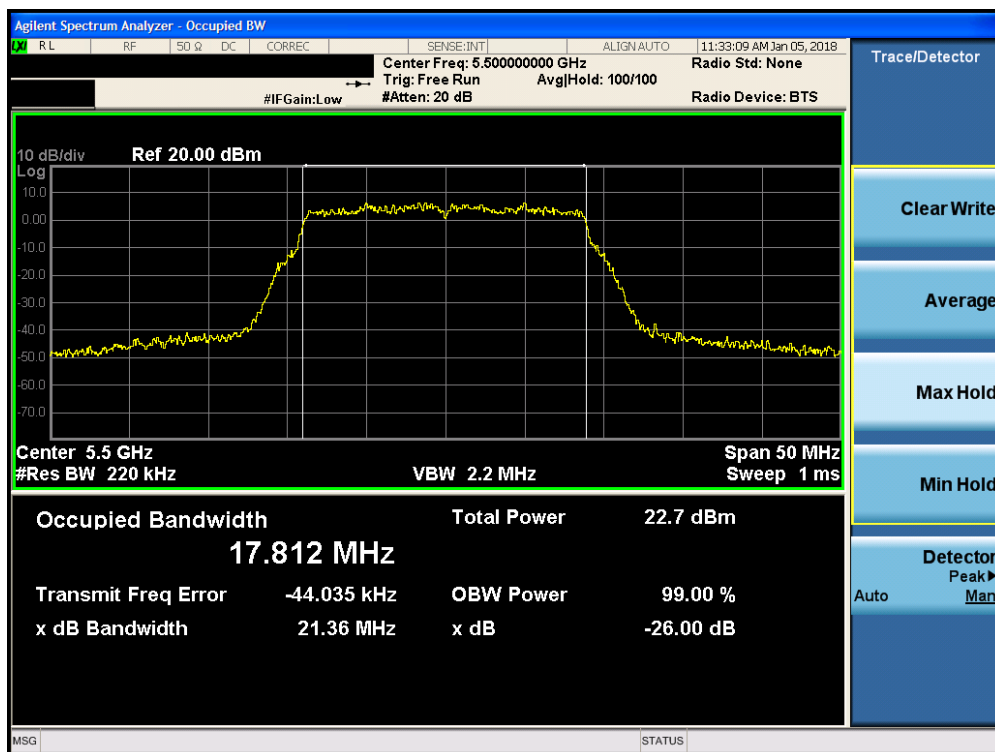


Plot 7-20. 26dB Bandwidth Plot SISO ANT1 (802.11a (UNII Band 2C) – Ch. 116)

FCC ID: BCGA1893	 MEASUREMENT REPORT (CERTIFICATION)		Approved by: Quality Manager
Test Report S/N: 1C1710060005-03-R1.BCG	Test Dates: 10/31-2/20/2018	EUT Type: Tablet Device	Page 26 of 298

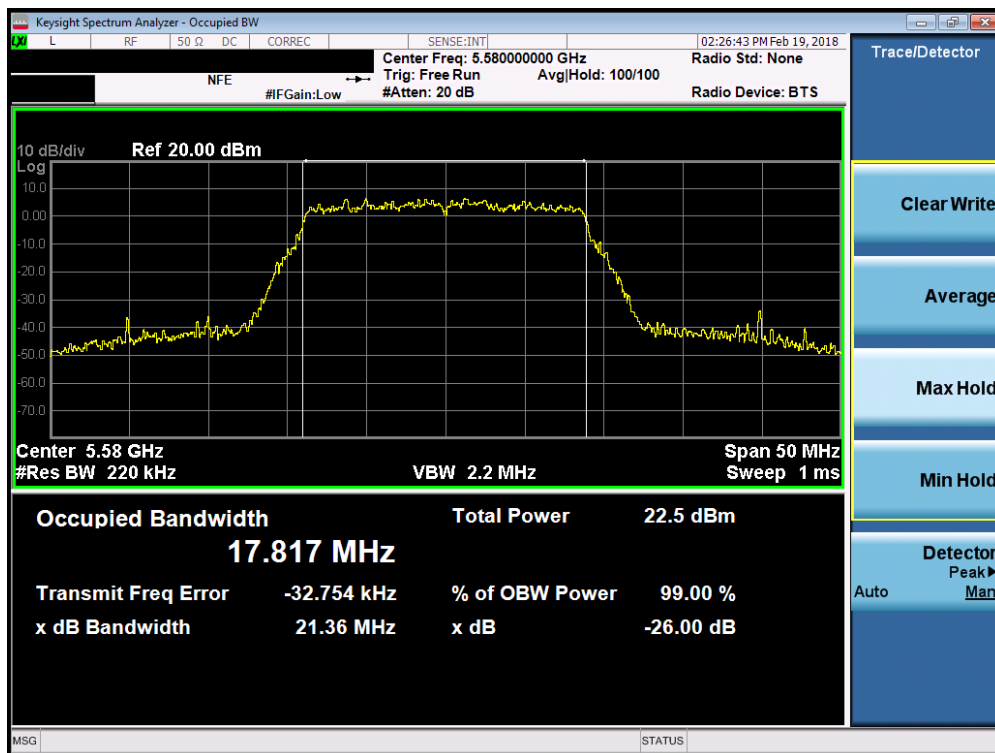


Plot 7-21. 26dB Bandwidth Plot SISO ANT1 (802.11a (UNII Band 2C) – Ch. 144)

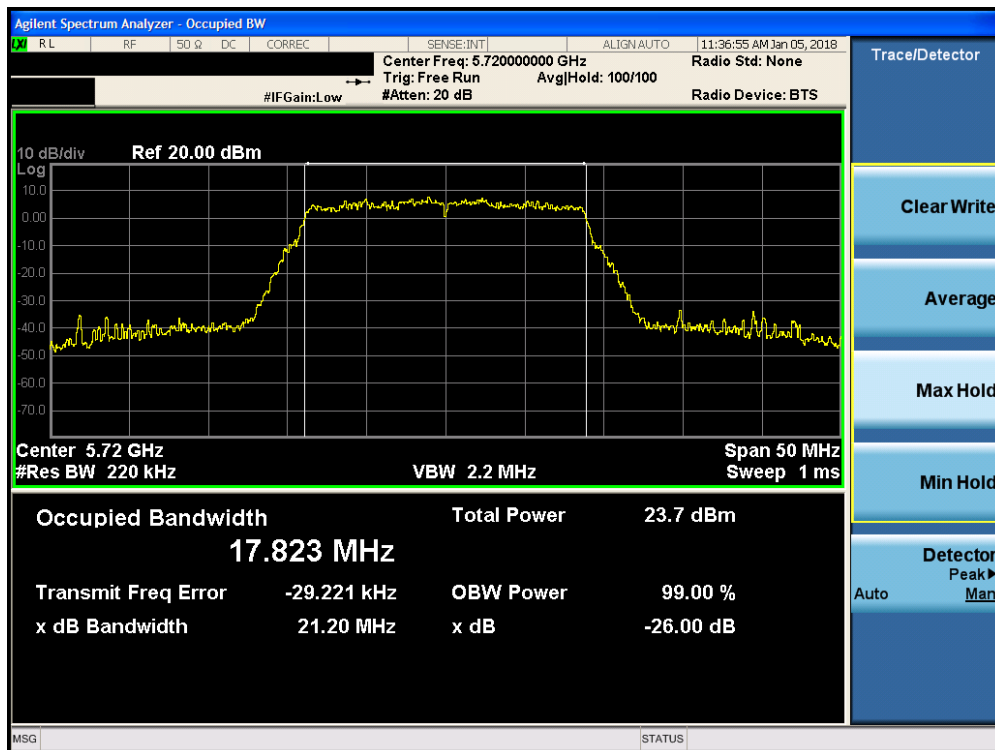


Plot 7-22. 26dB Bandwidth Plot SISO ANT1 (20MHz BW 802.11n (UNII Band 2C) – Ch. 100)

FCC ID: BCGA1893	MEASUREMENT REPORT (CERTIFICATION)		Approved by: Quality Manager
Test Report S/N: 1C1710060005-03-R1.BCG	Test Dates: 10/31-2/20/2018	EUT Type: Tablet Device	Page 27 of 298

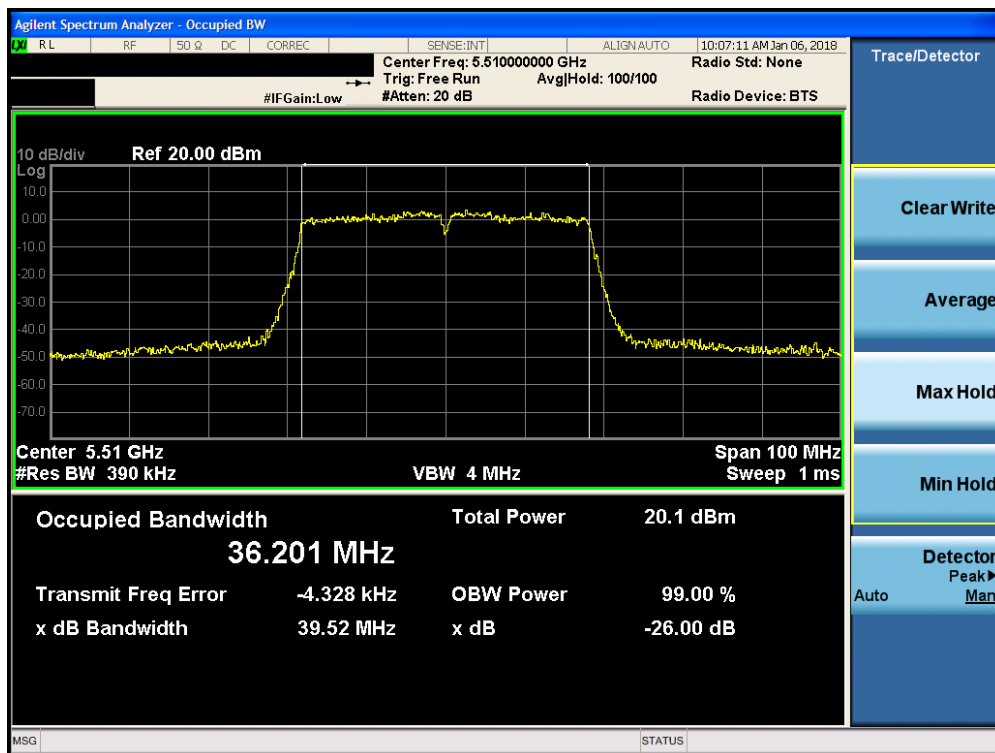


Plot 7-23. 26dB Bandwidth Plot SISO ANT1 (20MHz BW 802.11n (UNII Band 2C) – Ch. 116)

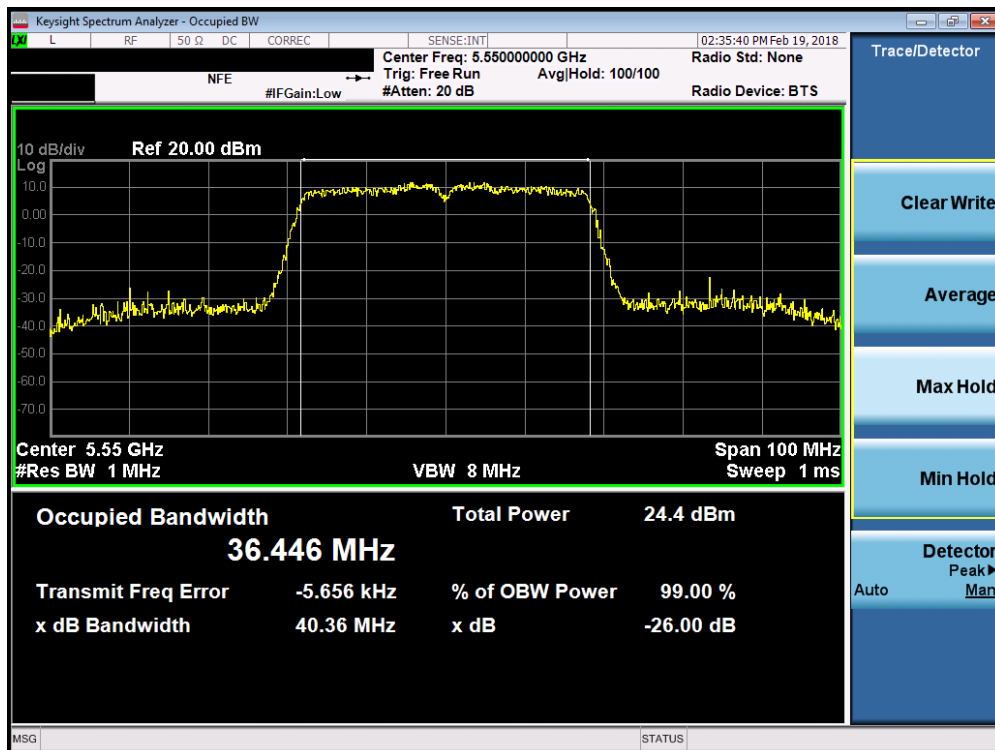


Plot 7-24. 26dB Bandwidth Plot SISO ANT1 (20MHz BW 802.11n (UNII Band 2C) – Ch. 144)

FCC ID: BCGA1893	PCTEST ENGINEERING LABORATORY, INC.	MEASUREMENT REPORT (CERTIFICATION)	Approved by: Quality Manager
Test Report S/N: 1C1710060005-03-R1.BCG	Test Dates: 10/31-2/20/2018	EUT Type: Tablet Device	Page 28 of 298

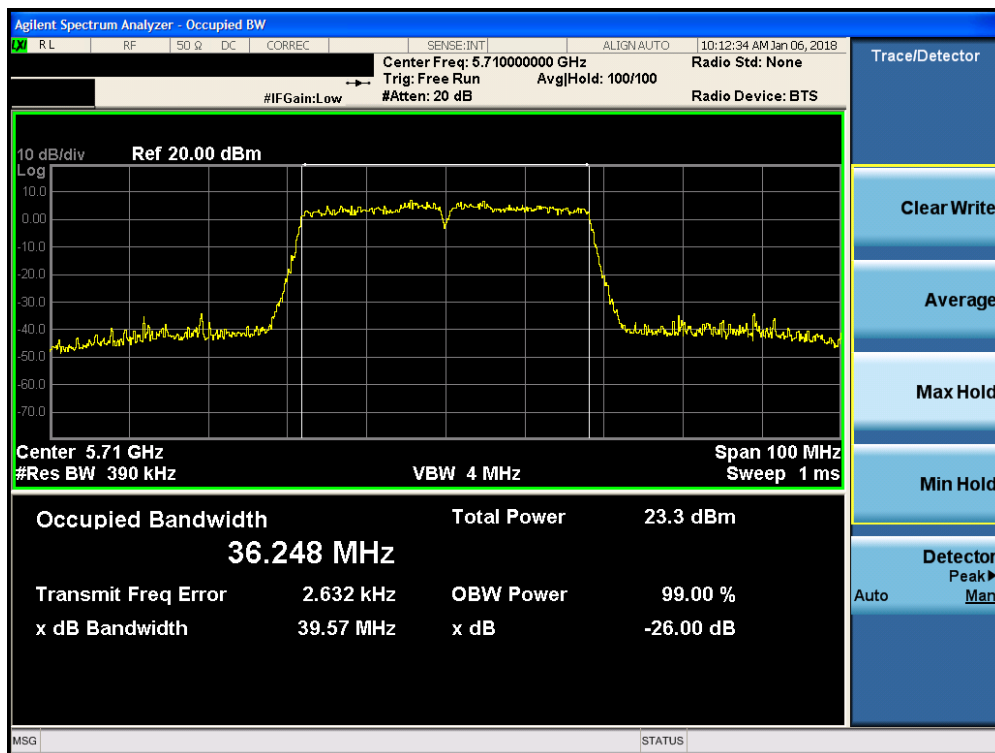


Plot 7-25. 26dB Bandwidth Plot SISO ANT1 (40MHz BW 802.11n (UNII Band 2C) – Ch. 102)

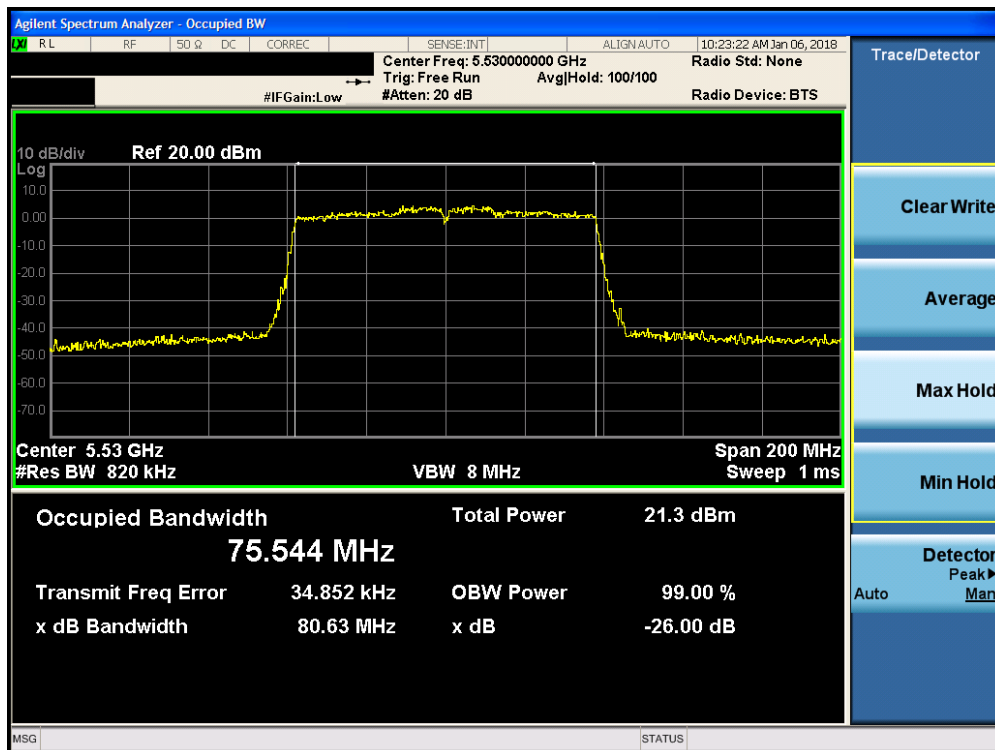


Plot 7-26. 26dB Bandwidth Plot SISO ANT1 (40MHz BW 802.11n (UNII Band 2C) – Ch. 110)

FCC ID: BCGA1893	MEASUREMENT REPORT (CERTIFICATION)		Approved by: Quality Manager
Test Report S/N: 1C1710060005-03-R1.BCG	Test Dates: 10/31-2/20/2018	EUT Type: Tablet Device	Page 29 of 298

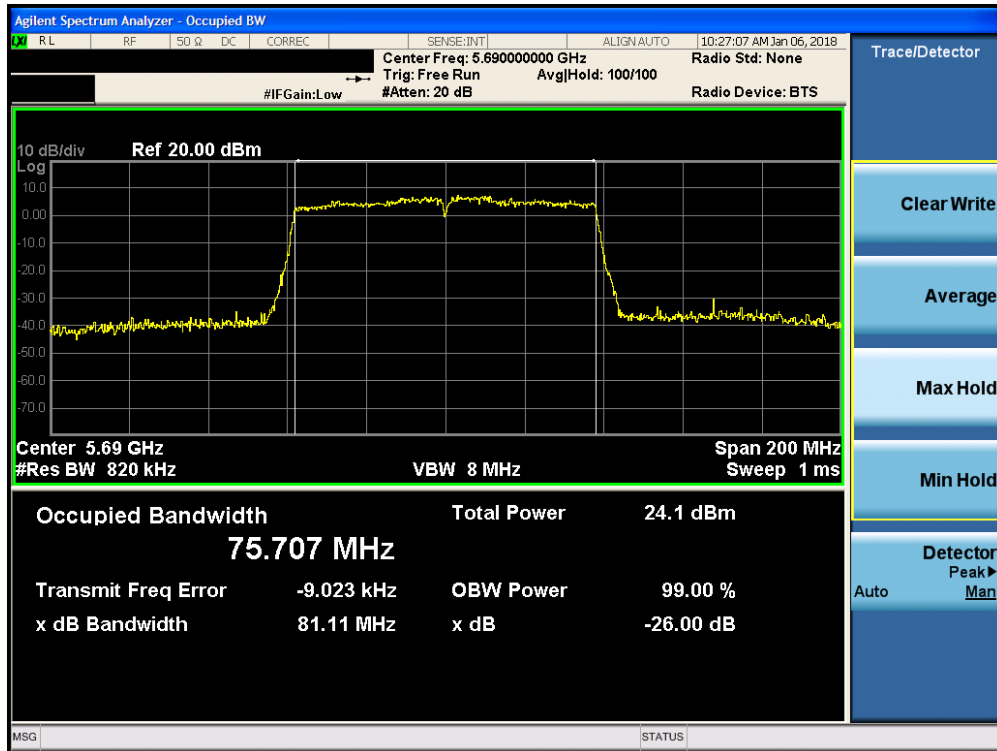


Plot 7-27. 26dB Bandwidth Plot SISO ANT1 (40MHz BW 802.11n (UNII Band 2C) – Ch. 142)



Plot 7-28. 26dB Bandwidth Plot SISO ANT1 (80MHz BW 802.11ac (UNII Band 2C) – Ch. 106)

FCC ID: BCGA1893	PCTEST ENGINEERING LABORATORY, INC.	MEASUREMENT REPORT (CERTIFICATION)	Approved by: Quality Manager
Test Report S/N: 1C1710060005-03-R1.BCG	Test Dates: 10/31-2/20/2018	EUT Type: Tablet Device	Page 30 of 298



Plot 7-29. 26dB Bandwidth Plot SISO ANT1 (80MHz BW 802.11ac (UNII Band 2C) – Ch. 138)

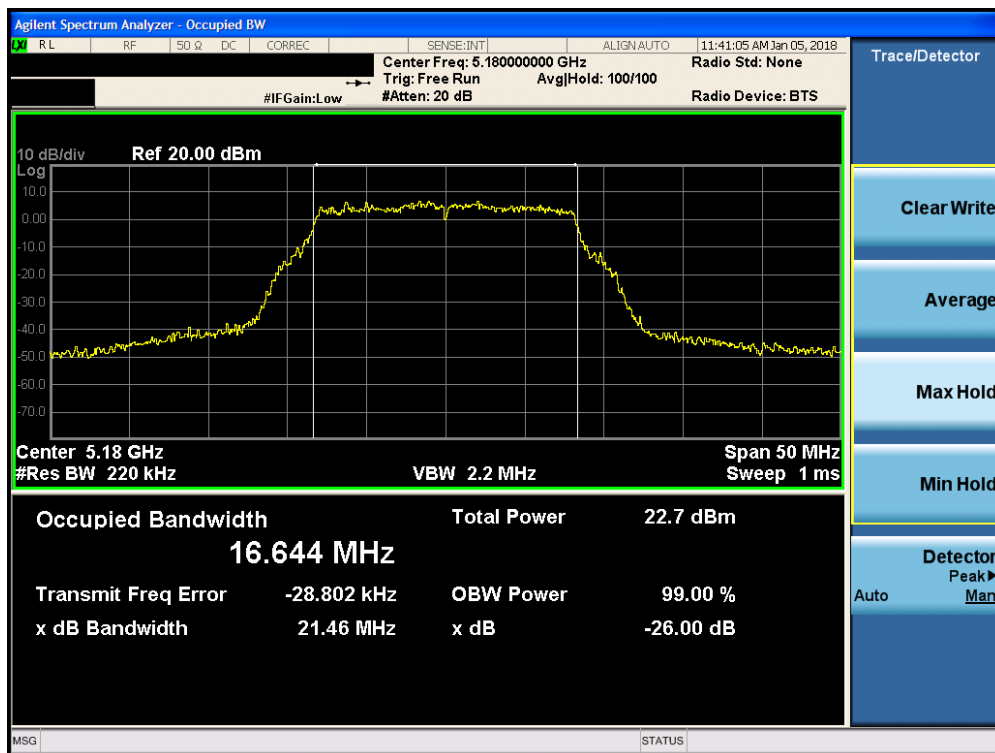
FCC ID: BCGA1893	PCTEST ENGINEERING LABORATORY, INC.	MEASUREMENT REPORT (CERTIFICATION)	Approved by: Quality Manager
Test Report S/N: 1C1710060005-03-R1.BCG	Test Dates: 10/31-2/20/2018	EUT Type: Tablet Device	Page 31 of 298

SISO Antenna-2 26dB Bandwidth Measurements

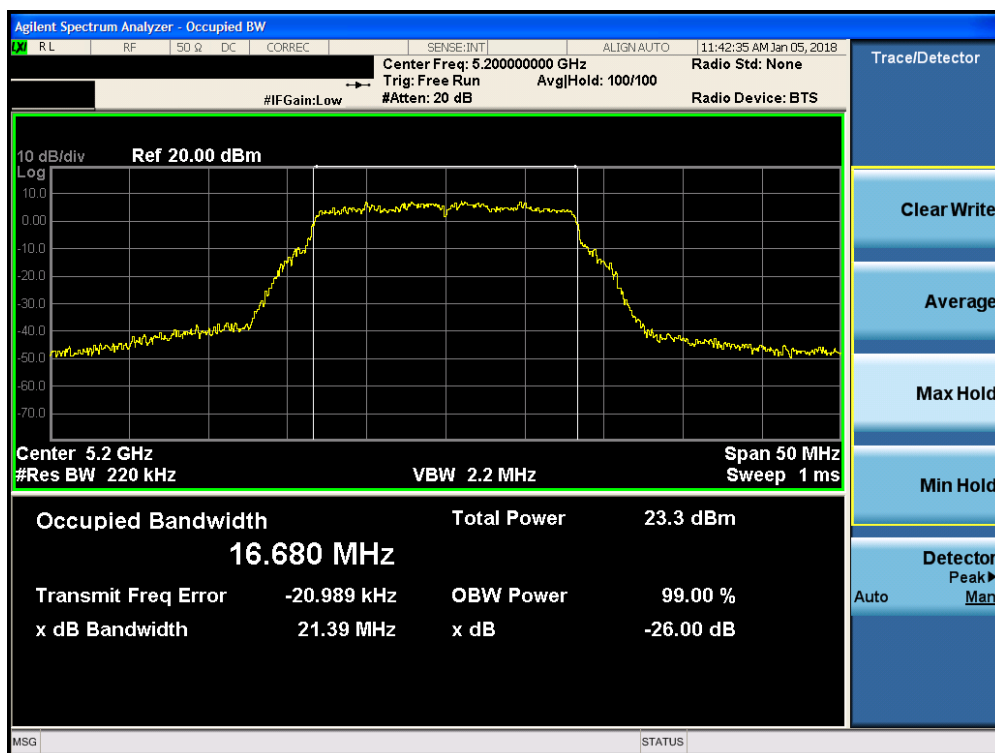
	Frequency [MHz]	Channel No.	802.11 Mode	Data Rate [Mbps]	Measured 26dB Bandwidth [MHz]
Band 1	5180	36	a	6	21.46
	5200	40	a	6	21.39
	5240	48	a	6	20.85
	5180	36	n (20MHz)	6.5/7.2 (MCS0)	21.29
	5200	40	n (20MHz)	6.5/7.2 (MCS0)	21.29
	5240	48	n (20MHz)	6.5/7.2 (MCS0)	21.58
	5190	38	n (40MHz)	13.5/15 (MCS0)	39.73
	5230	46	n (40MHz)	13.5/15 (MCS0)	39.50
	5210	42	ac (80MHz)	29.3/32.5 (MCS0)	80.67
Band 2A	5260	52	a	6	20.90
	5280	56	a	6	21.13
	5320	64	a	6	20.96
	5260	52	n (20MHz)	6.5/7.2 (MCS0)	21.58
	5280	56	n (20MHz)	6.5/7.2 (MCS0)	21.23
	5320	64	n (20MHz)	6.5/7.2 (MCS0)	21.43
	5270	54	n (40MHz)	13.5/15 (MCS0)	39.46
	5310	62	n (40MHz)	13.5/15 (MCS0)	39.66
	5290	58	ac (80MHz)	29.3/32.5 (MCS0)	81.32
Band 2C	5500	100	a	6	20.91
	5580	116	a	6	21.27
	5720	144	a	6	21.32
	5500	100	n (20MHz)	6.5/7.2 (MCS0)	21.09
	5580	116	n (20MHz)	6.5/7.2 (MCS0)	21.22
	5720	144	n (20MHz)	6.5/7.2 (MCS0)	21.07
	5510	102	n (40MHz)	13.5/15 (MCS0)	39.30
	5550	110	n (40MHz)	13.5/15 (MCS0)	40.54
	5710	142	n (40MHz)	13.5/15 (MCS0)	39.60
	5530	106	ac (80MHz)	29.3/32.5 (MCS0)	81.90
	5690	138	ac (80MHz)	29.3/32.5 (MCS0)	80.63

Table 7-3. Conducted Bandwidth Measurements SISO ANT2

FCC ID: BCGA1893	 MEASUREMENT REPORT (CERTIFICATION)		Approved by: Quality Manager
Test Report S/N: 1C1710060005-03-R1.BCG	Test Dates: 10/31-2/20/2018	EUT Type: Tablet Device	Page 32 of 298

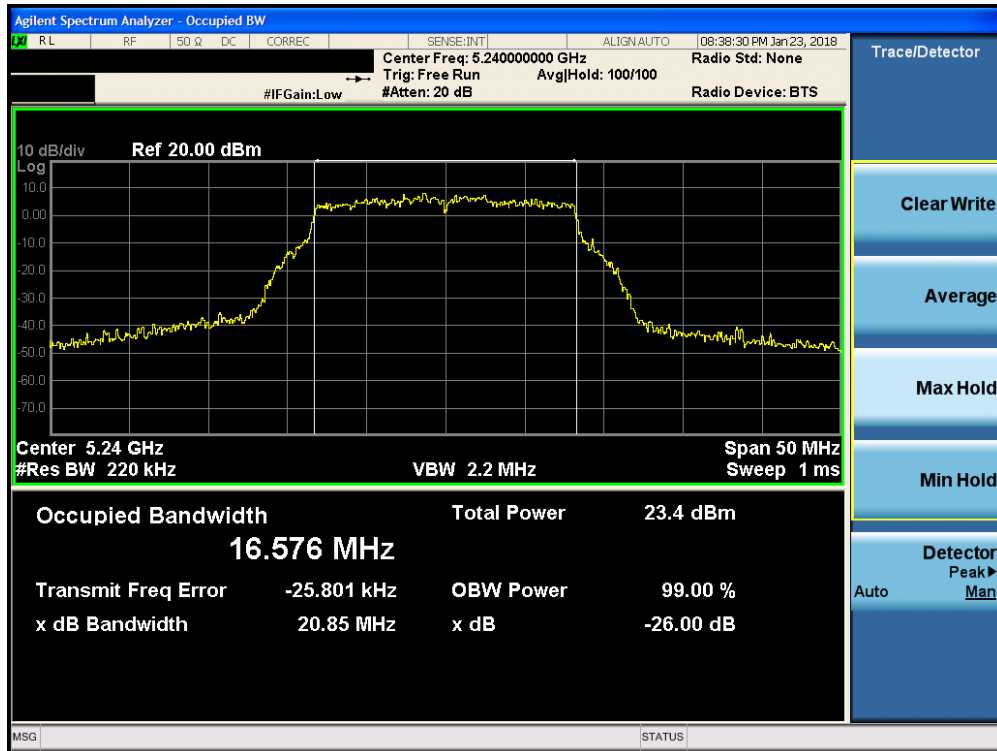


Plot 7-30. 26dB Bandwidth Plot SISO ANT2 (802.11a (UNII Band 1) – Ch. 36)

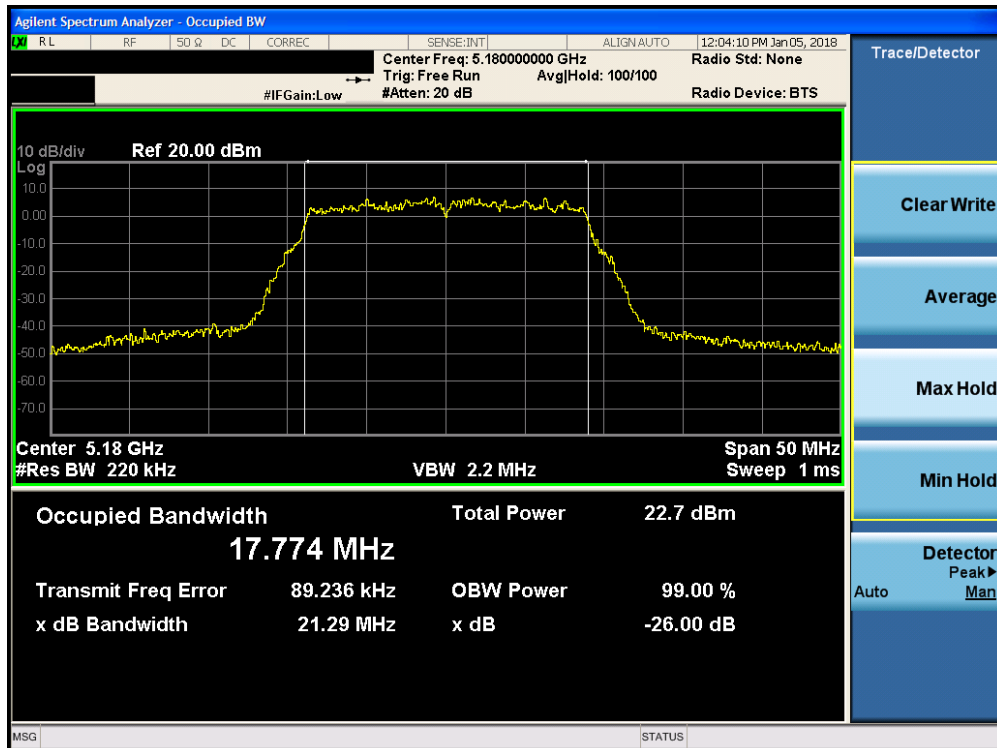


Plot 7-31. 26dB Bandwidth Plot SISO ANT2 (802.11a (UNII Band 1) – Ch. 40)

FCC ID: BCGA1893	PCTEST ENGINEERING LABORATORY, INC.	MEASUREMENT REPORT (CERTIFICATION)	Approved by: Quality Manager
Test Report S/N: 1C1710060005-03-R1.BCG	Test Dates: 10/31-2/20/2018	EUT Type: Tablet Device	Page 33 of 298

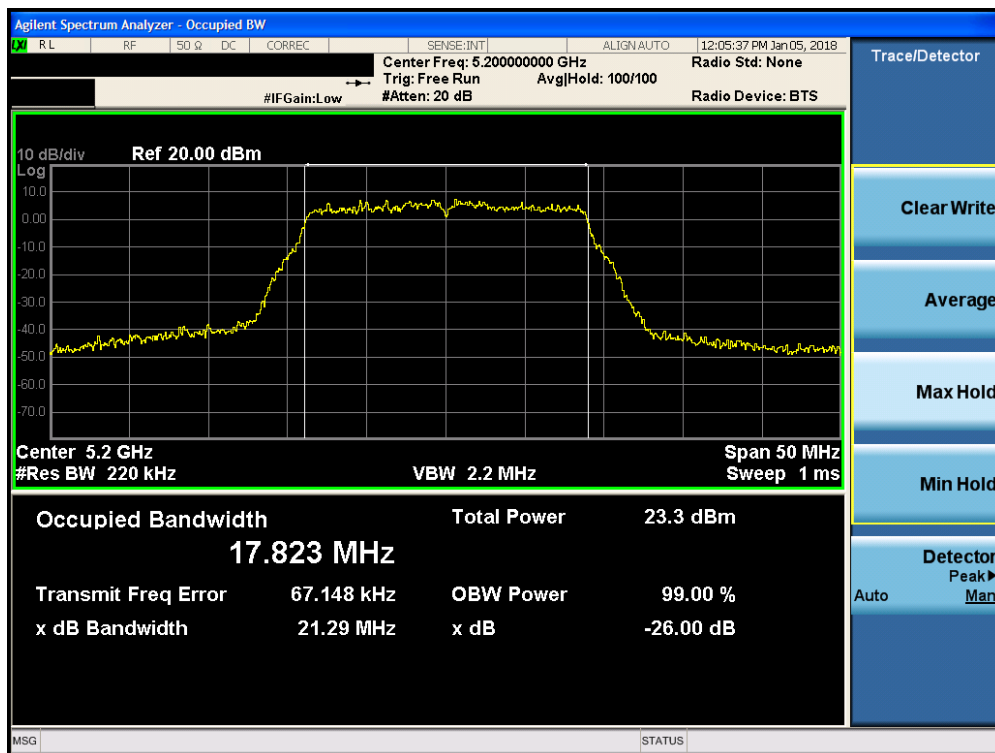


Plot 7-32. 26dB Bandwidth Plot SISO ANT2 (802.11a (UNII Band 1) – Ch. 48)

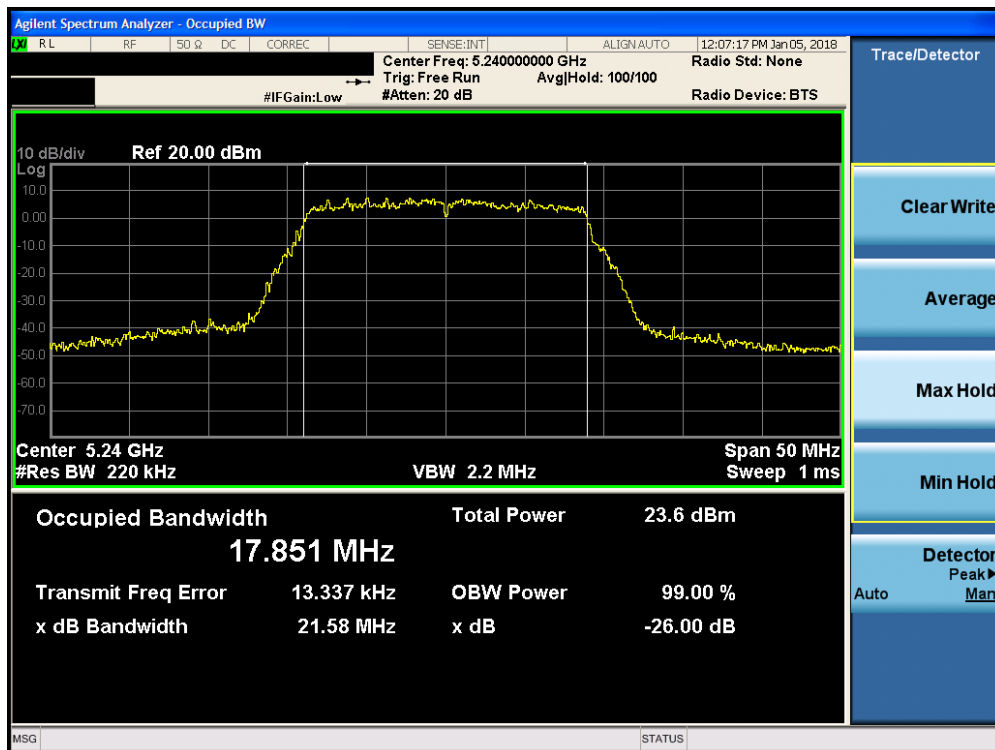


Plot 7-33. 26dB Bandwidth Plot SISO ANT2 (20MHz BW 802.11n (UNII Band 1) – Ch. 36)

FCC ID: BCGA1893	MEASUREMENT REPORT (CERTIFICATION)		Approved by: Quality Manager
Test Report S/N: 1C1710060005-03-R1.BCG	Test Dates: 10/31-2/20/2018	EUT Type: Tablet Device	Page 34 of 298

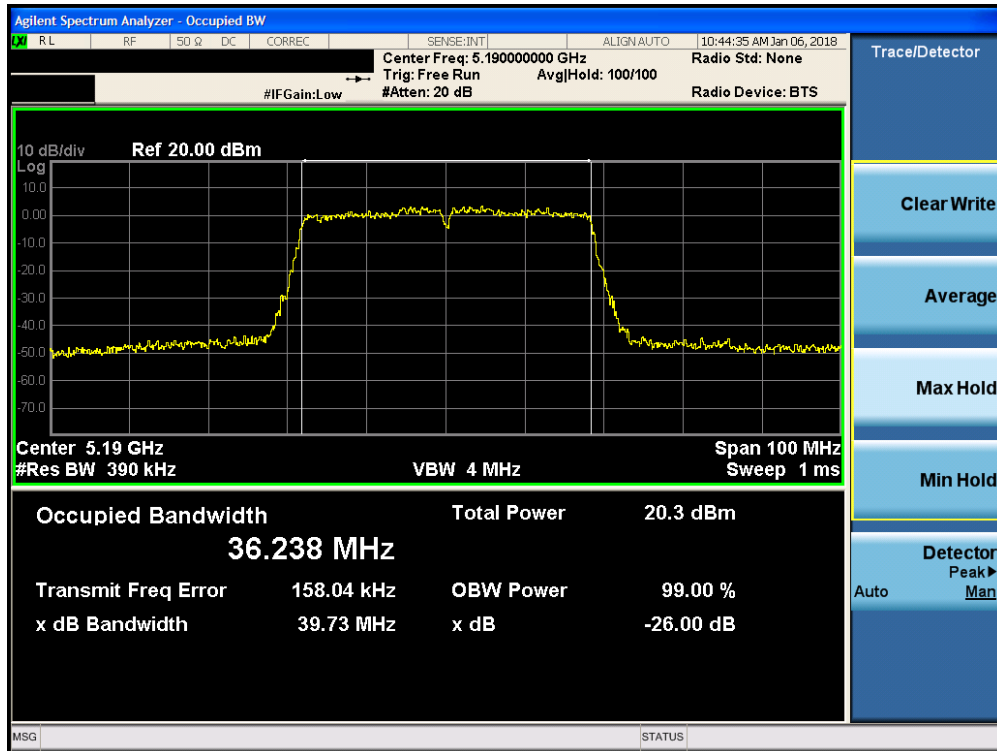


Plot 7-34. 26dB Bandwidth Plot SISO ANT2 (20MHz BW 802.11n (UNII Band 1) – Ch. 40)

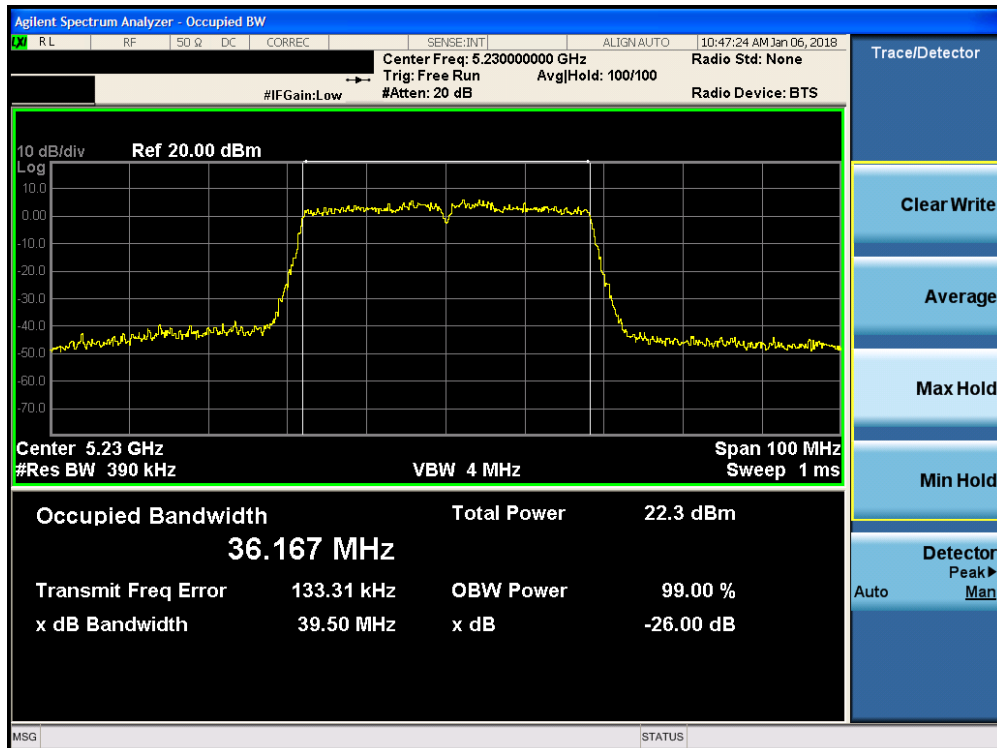


Plot 7-35. 26dB Bandwidth Plot SISO ANT2 (20MHz BW 802.11n (UNII Band 1) – Ch. 48)

FCC ID: BCGA1893	MEASUREMENT REPORT (CERTIFICATION)		Approved by: Quality Manager
Test Report S/N: 1C1710060005-03-R1.BCG	Test Dates: 10/31-2/20/2018	EUT Type: Tablet Device	Page 35 of 298

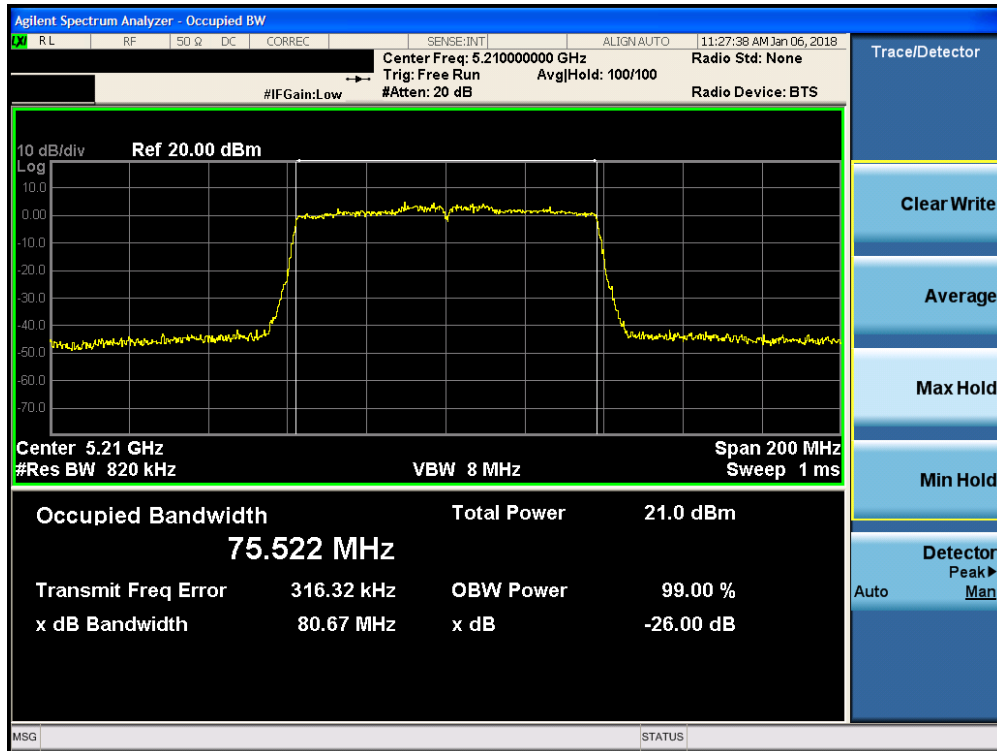


Plot 7-36. 26dB Bandwidth Plot SISO ANT2 (40MHz BW 802.11n (UNII Band 1) – Ch. 38)

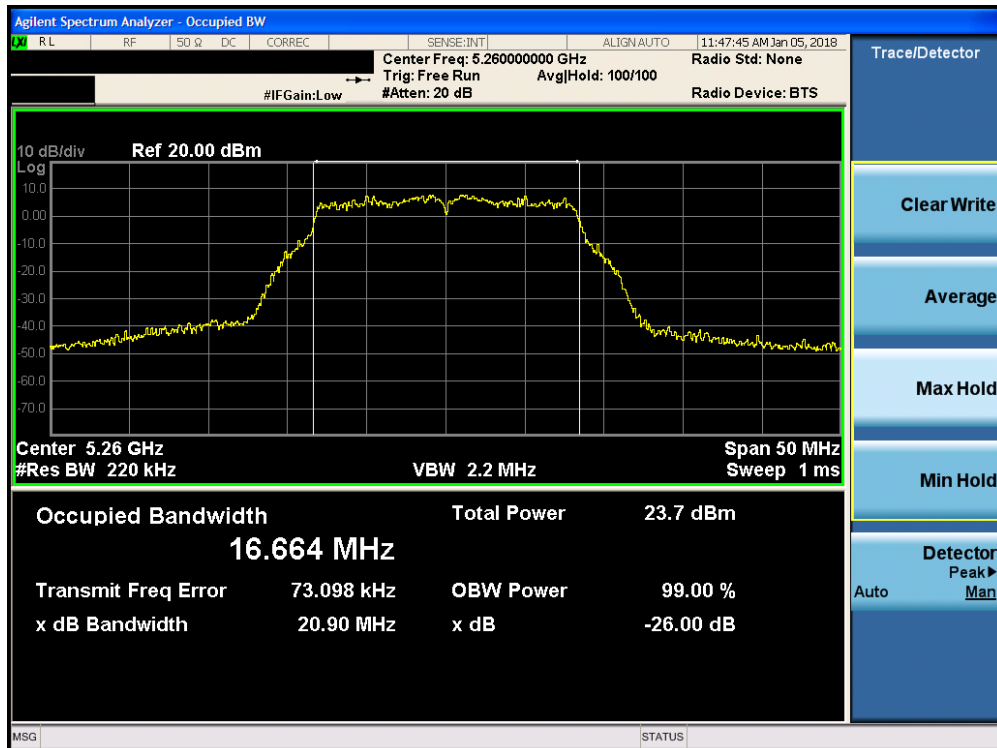


Plot 7-37. 26dB Bandwidth Plot SISO ANT2 (40MHz BW 802.11n (UNII Band 1) – Ch. 46)

FCC ID: BCGA1893	MEASUREMENT REPORT (CERTIFICATION)		Approved by: Quality Manager
Test Report S/N: 1C1710060005-03-R1.BCG	Test Dates: 10/31-2/20/2018	EUT Type: Tablet Device	Page 36 of 298

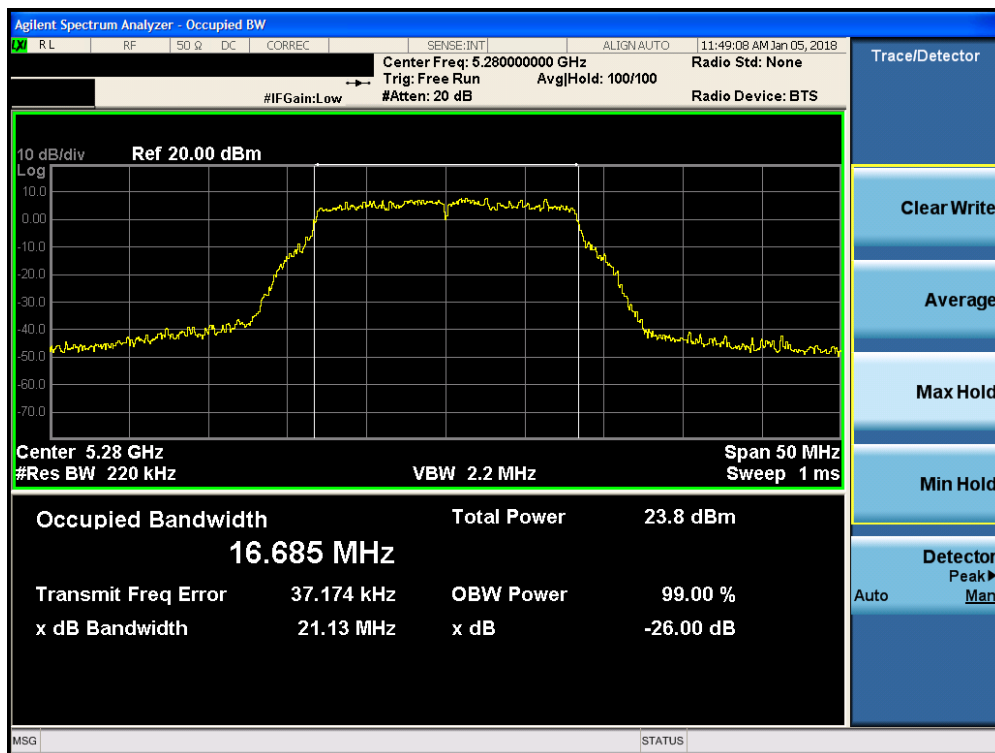


Plot 7-38. 26dB Bandwidth Plot SISO ANT2 (80MHz BW 802.11ac (UNII Band 1) – Ch. 42)

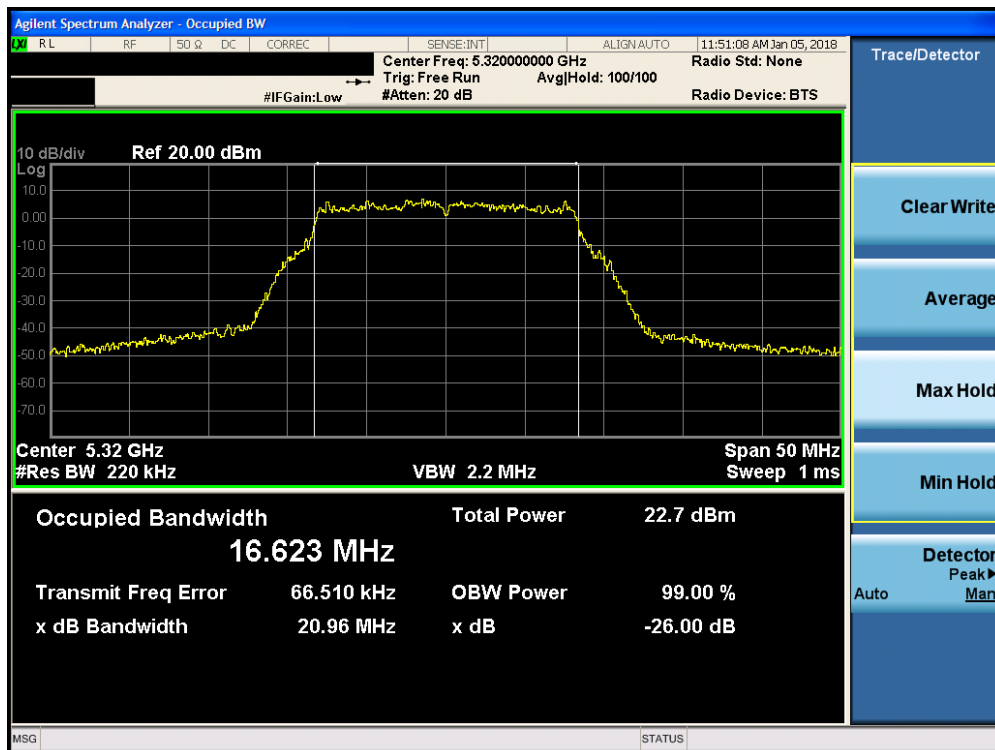


Plot 7-39. 26dB Bandwidth Plot SISO ANT2 (802.11a (UNII Band 2A) – Ch. 52)

FCC ID: BCGA1893	MEASUREMENT REPORT (CERTIFICATION)		Approved by: Quality Manager
Test Report S/N: 1C1710060005-03-R1.BCG	Test Dates: 10/31-2/20/2018	EUT Type: Tablet Device	Page 37 of 298

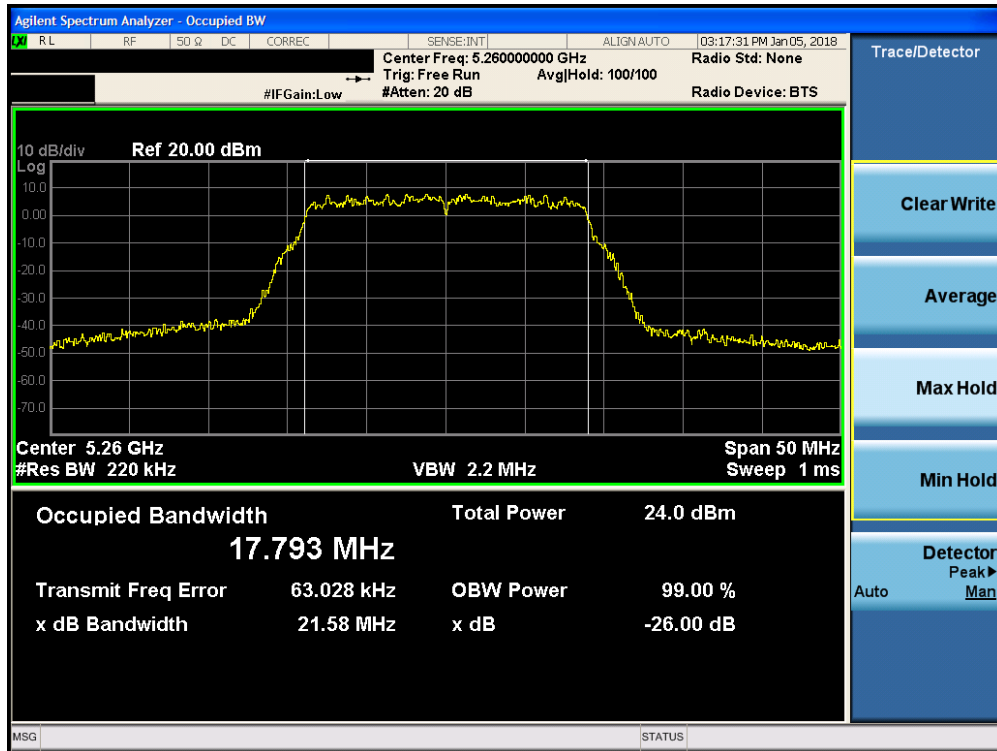


Plot 7-40. 26dB Bandwidth Plot SISO ANT2 (802.11a (UNII Band 2A) – Ch. 56)

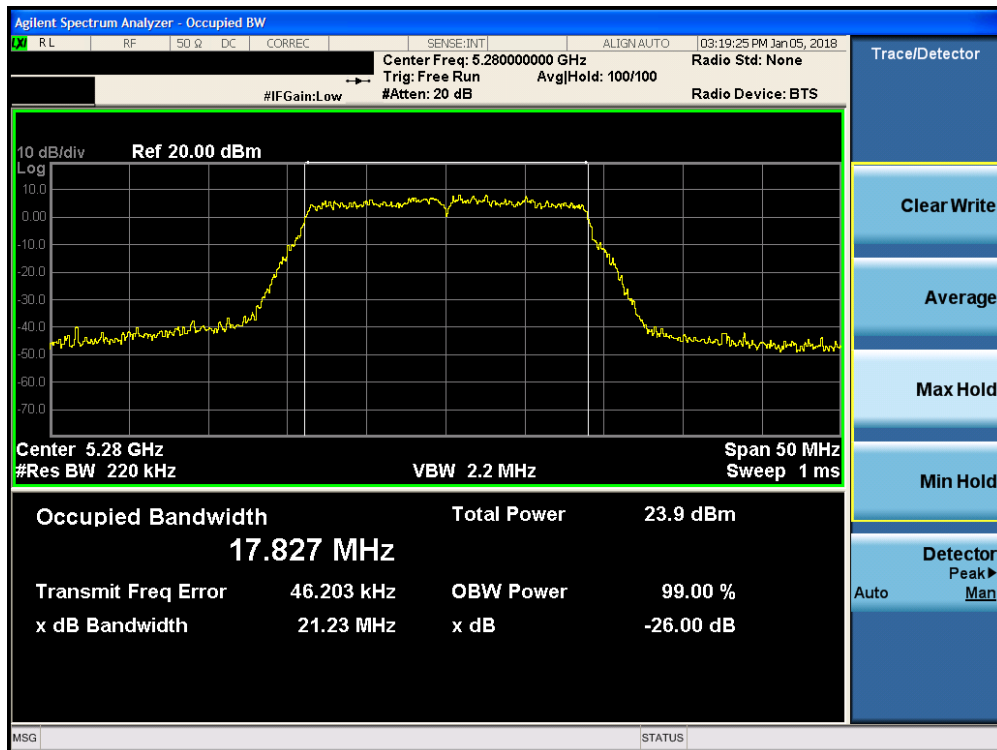


Plot 7-41. 26dB Bandwidth Plot SISO ANT2 (802.11a (UNII Band 2A) – Ch. 64)

FCC ID: BCGA1893	PCTEST ENGINEERING LABORATORY, INC.	MEASUREMENT REPORT (CERTIFICATION)	Approved by: Quality Manager
Test Report S/N: 1C1710060005-03-R1.BCG	Test Dates: 10/31-2/20/2018	EUT Type: Tablet Device	Page 38 of 298

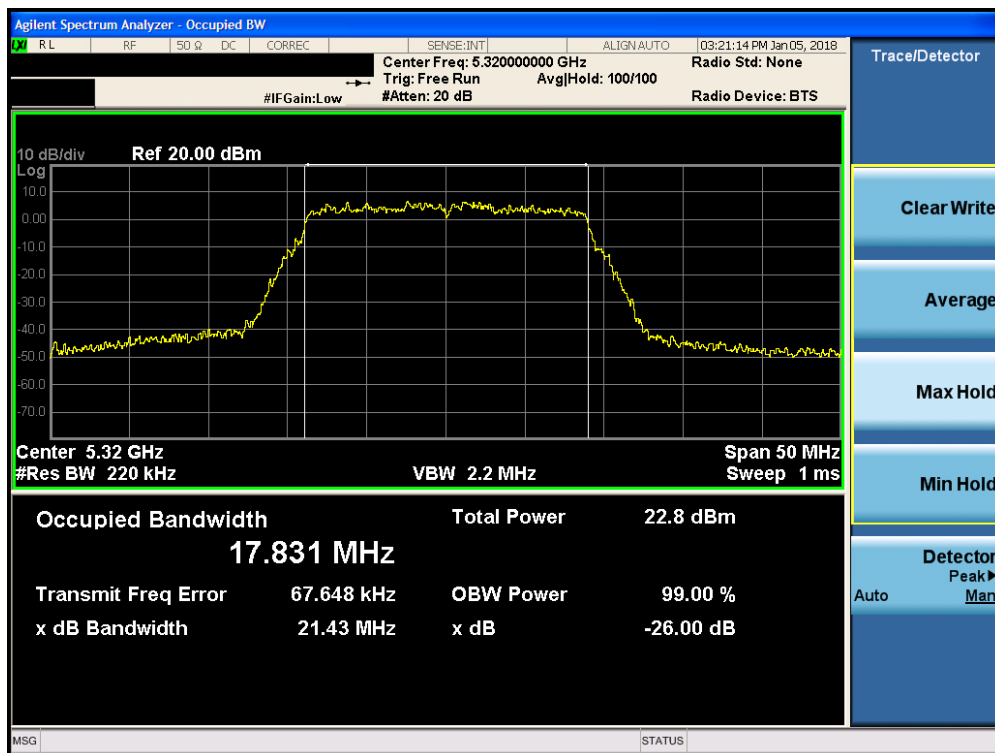


Plot 7-42. 26dB Bandwidth Plot SISO ANT2 (20MHz BW 802.11n (UNII Band 2A) – Ch. 52)

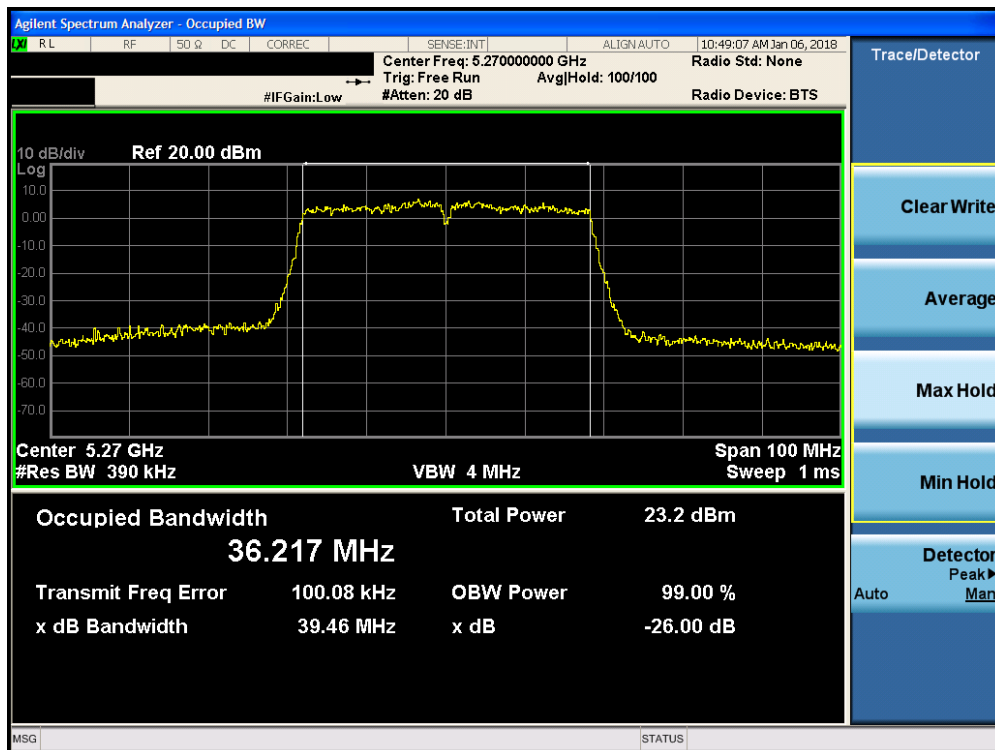


Plot 7-43. 26dB Bandwidth Plot SISO ANT2 (20MHz BW 802.11n (UNII Band 2A) – Ch. 56)

FCC ID: BCGA1893	 MEASUREMENT REPORT (CERTIFICATION)		Approved by: Quality Manager
Test Report S/N: 1C1710060005-03-R1.BCG	Test Dates: 10/31-2/20/2018	EUT Type: Tablet Device	Page 39 of 298

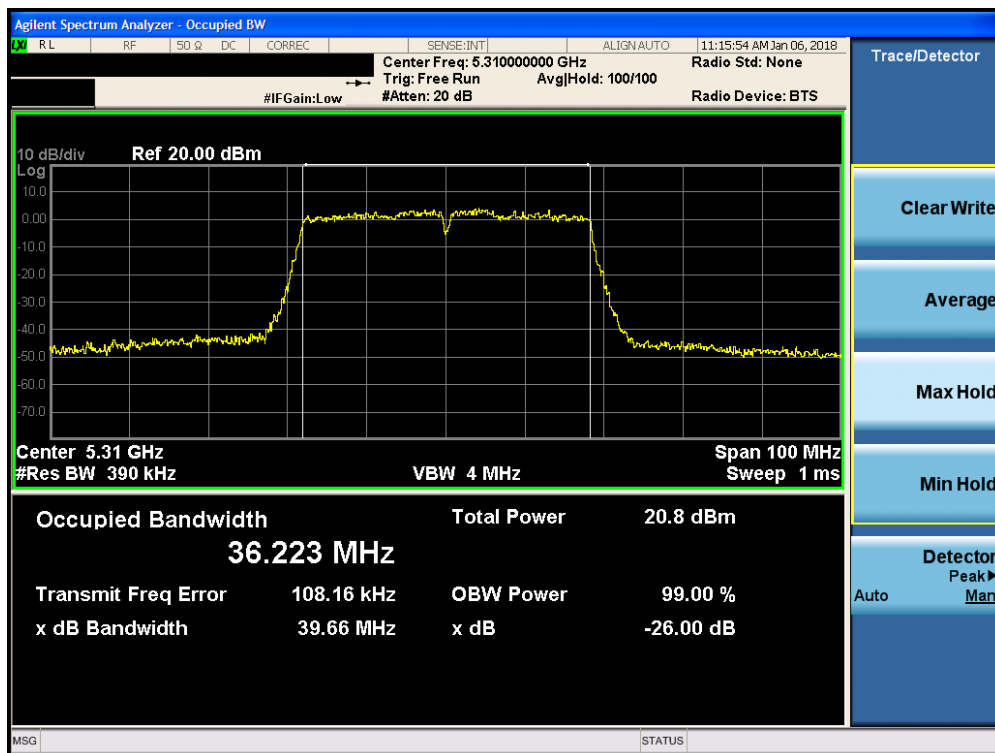


Plot 7-44. 26dB Bandwidth Plot SISO ANT2 (20MHz BW 802.11n (UNII Band 2A) – Ch. 64)

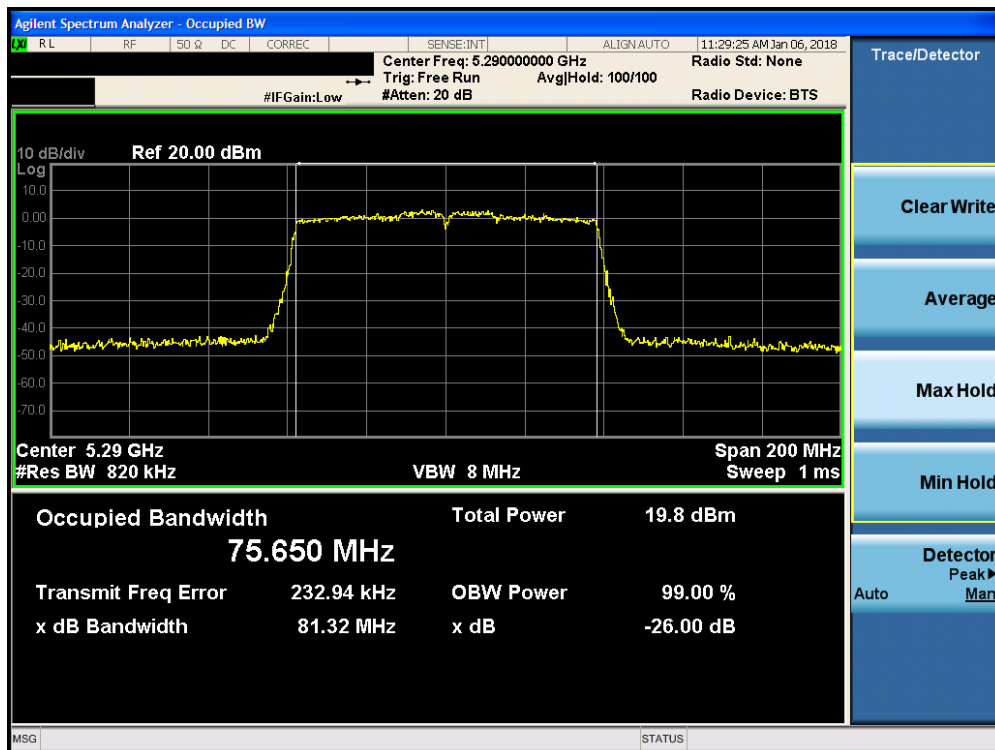


Plot 7-45. 26dB Bandwidth Plot SISO ANT2 (40MHz BW 802.11n (UNII Band 2A) – Ch. 54)

FCC ID: BCGA1893	MEASUREMENT REPORT (CERTIFICATION)		Approved by: Quality Manager
Test Report S/N: 1C1710060005-03-R1.BCG	Test Dates: 10/31-2/20/2018	EUT Type: Tablet Device	Page 40 of 298

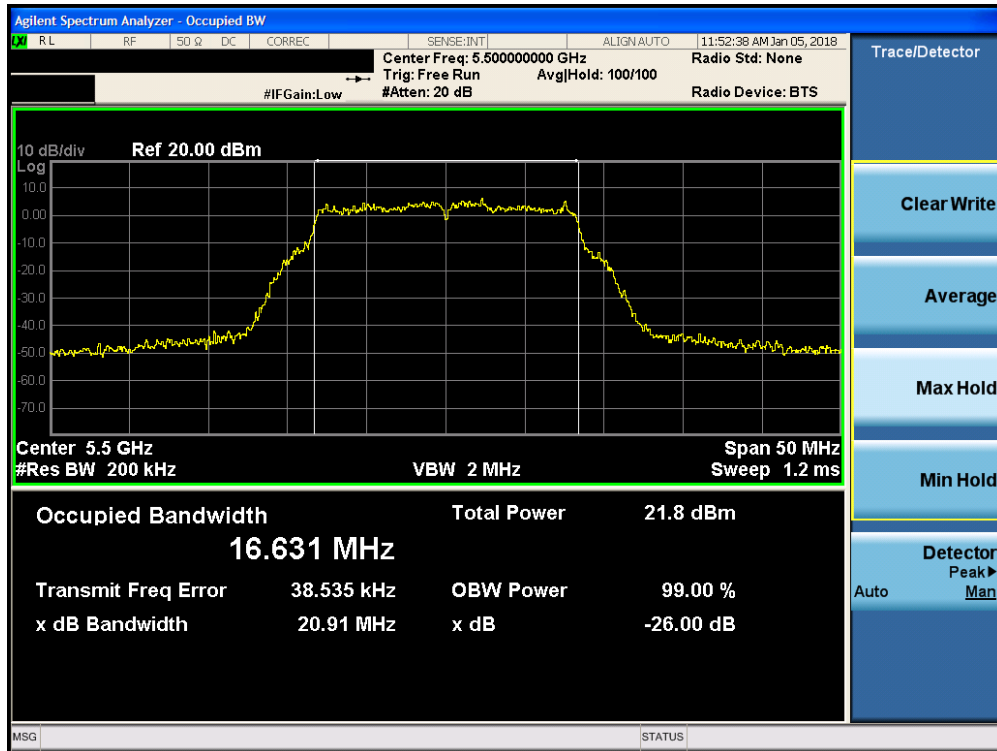


Plot 7-46. 26dB Bandwidth Plot SISO ANT2 (40MHz BW 802.11n (UNII Band 2A) – Ch. 62)

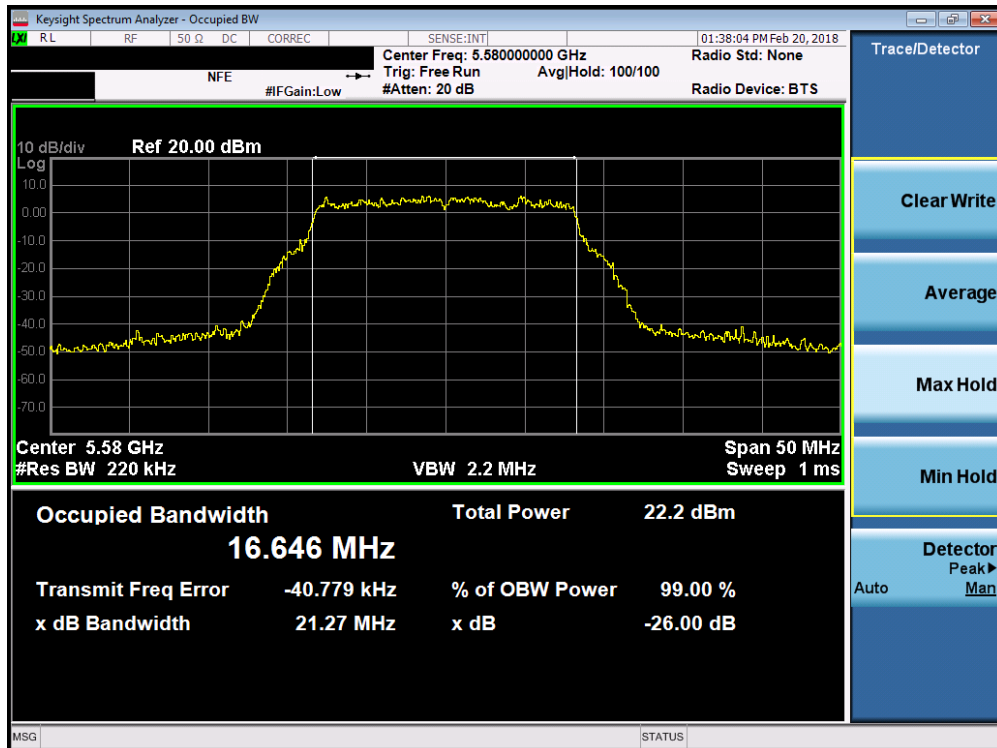


Plot 7-47. 26dB Bandwidth Plot SISO ANT2 (80MHz BW 802.11ac (UNII Band 2A) – Ch. 58)

FCC ID: BCGA1893	MEASUREMENT REPORT (CERTIFICATION)		Approved by: Quality Manager
Test Report S/N: 1C1710060005-03-R1.BCG	Test Dates: 10/31-2/20/2018	EUT Type: Tablet Device	Page 41 of 298

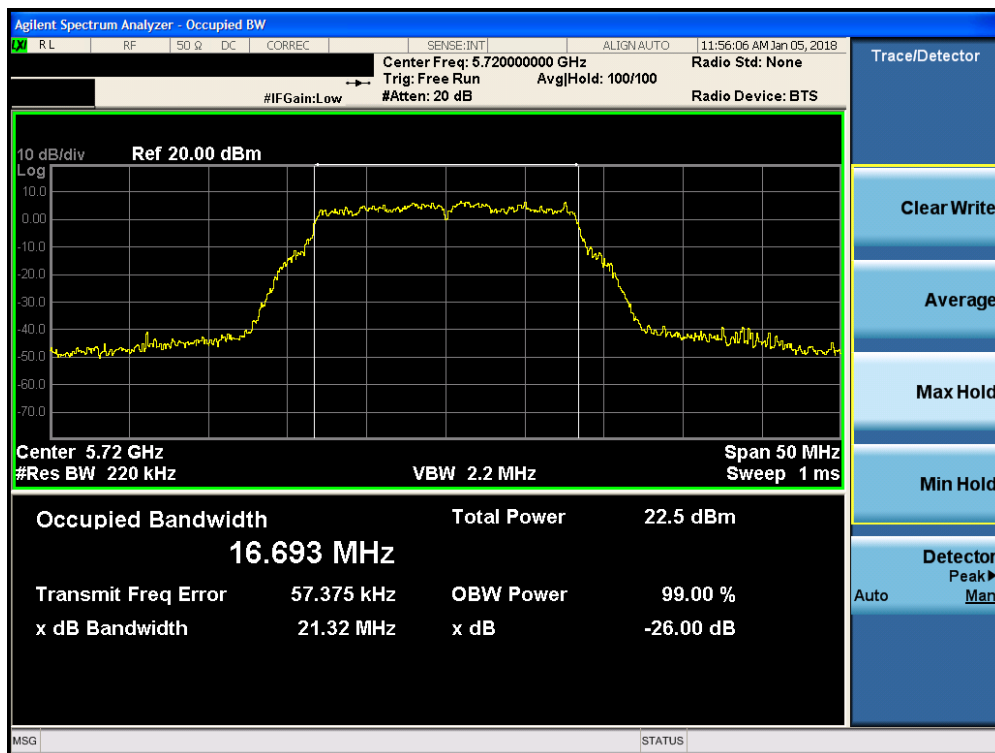


Plot 7-48. 26dB Bandwidth Plot SISO ANT2 (802.11a (UNII Band 2C) – Ch. 100)

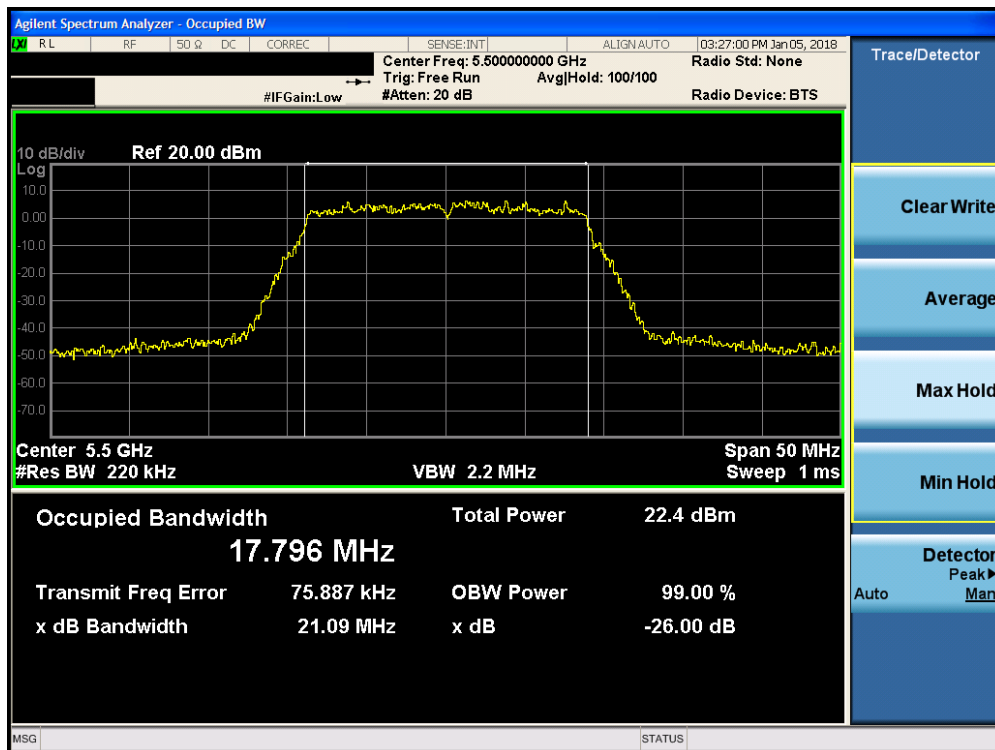


Plot 7-49. 26dB Bandwidth Plot SISO ANT2 (802.11a (UNII Band 2C) – Ch. 116)

FCC ID: BCGA1893	MEASUREMENT REPORT (CERTIFICATION)		Approved by: Quality Manager
Test Report S/N: 1C1710060005-03-R1.BCG	Test Dates: 10/31-2/20/2018	EUT Type: Tablet Device	Page 42 of 298

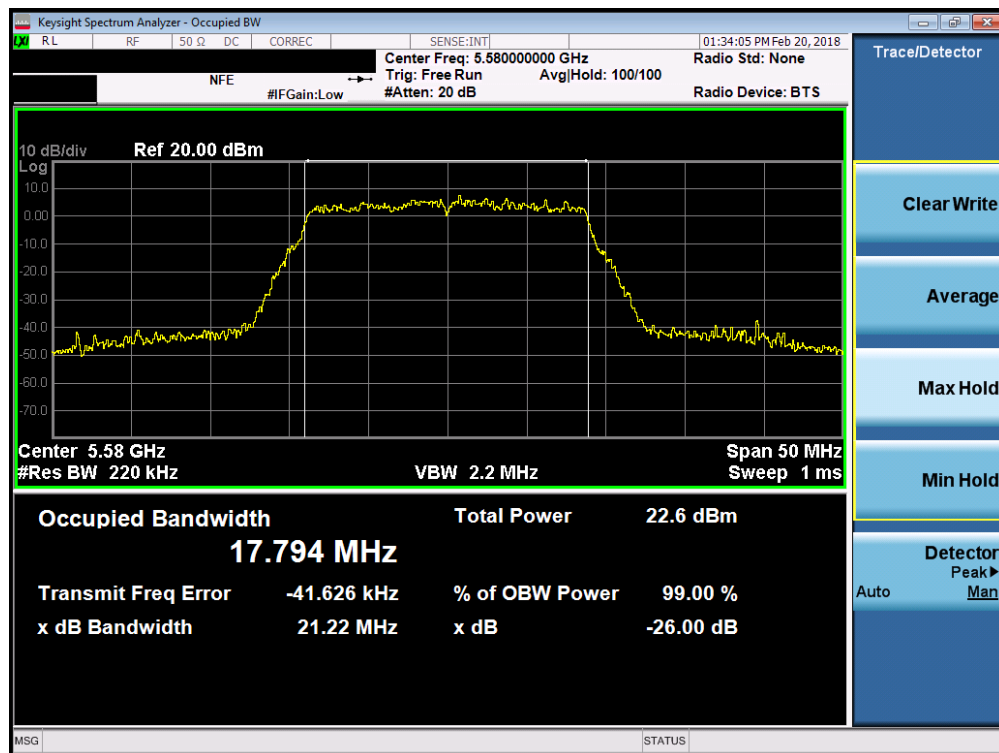


Plot 7-50. 26dB Bandwidth Plot SISO ANT2 (802.11a (UNII Band 2C) – Ch. 144)

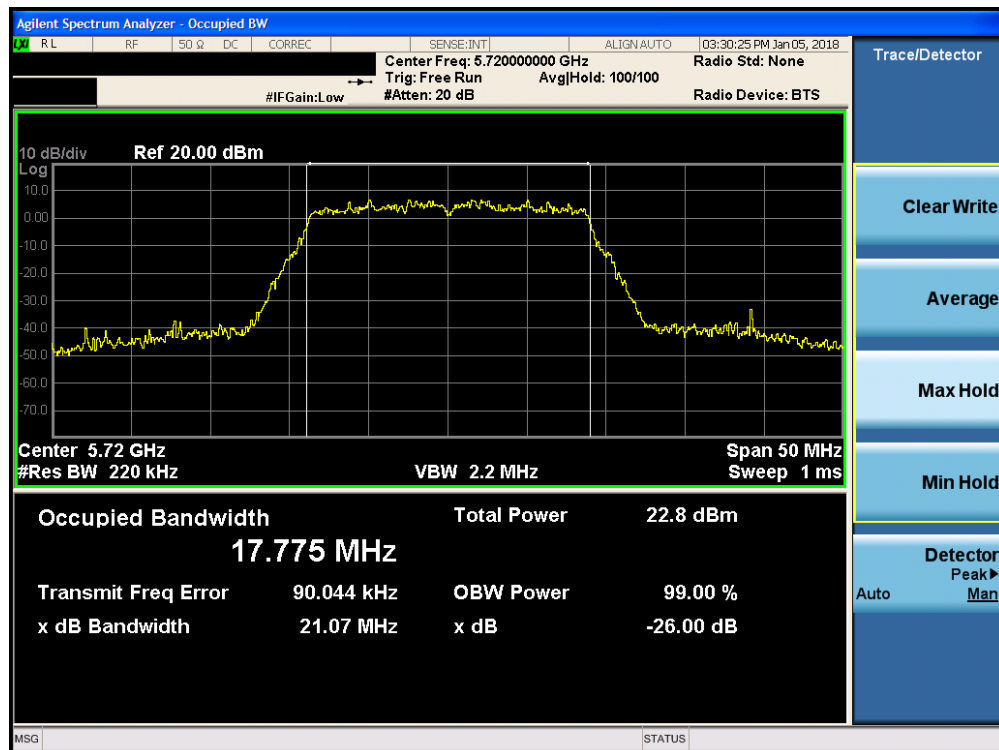


Plot 7-51. 26dB Bandwidth Plot SISO ANT2 (20MHz BW 802.11n (UNII Band 2C) – Ch. 100)

FCC ID: BCGA1893	MEASUREMENT REPORT (CERTIFICATION)		Approved by: Quality Manager
Test Report S/N: 1C1710060005-03-R1.BCG	Test Dates: 10/31-2/20/2018	EUT Type: Tablet Device	Page 43 of 298

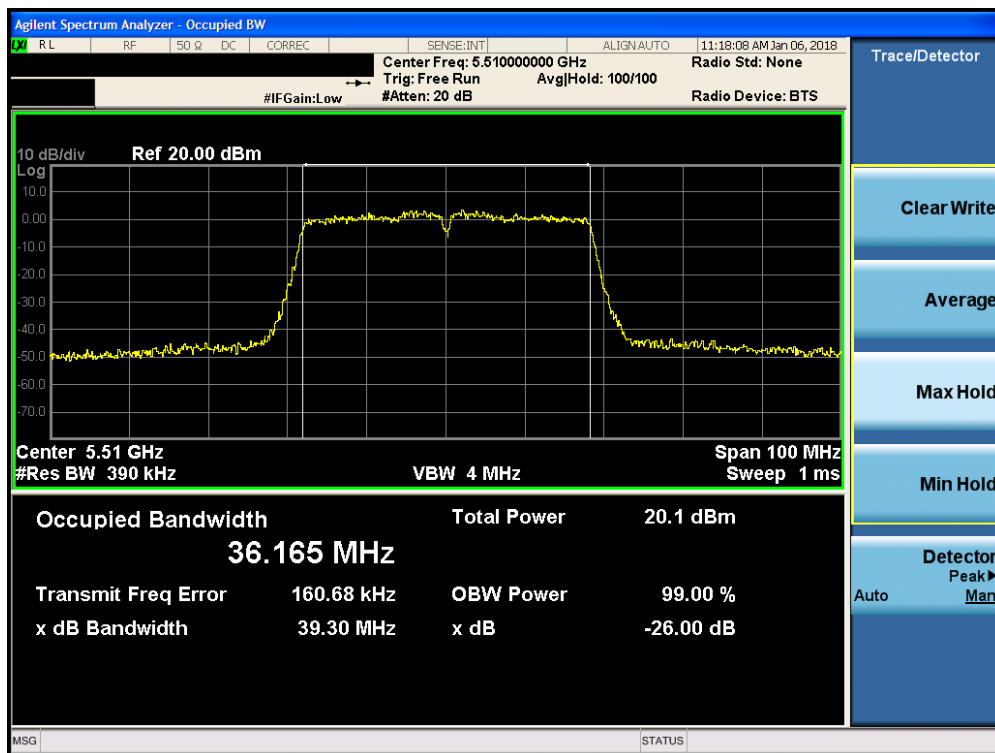


Plot 7-52. 26dB Bandwidth Plot SISO ANT2 (20MHz BW 802.11n (UNII Band 2C) – Ch. 116)

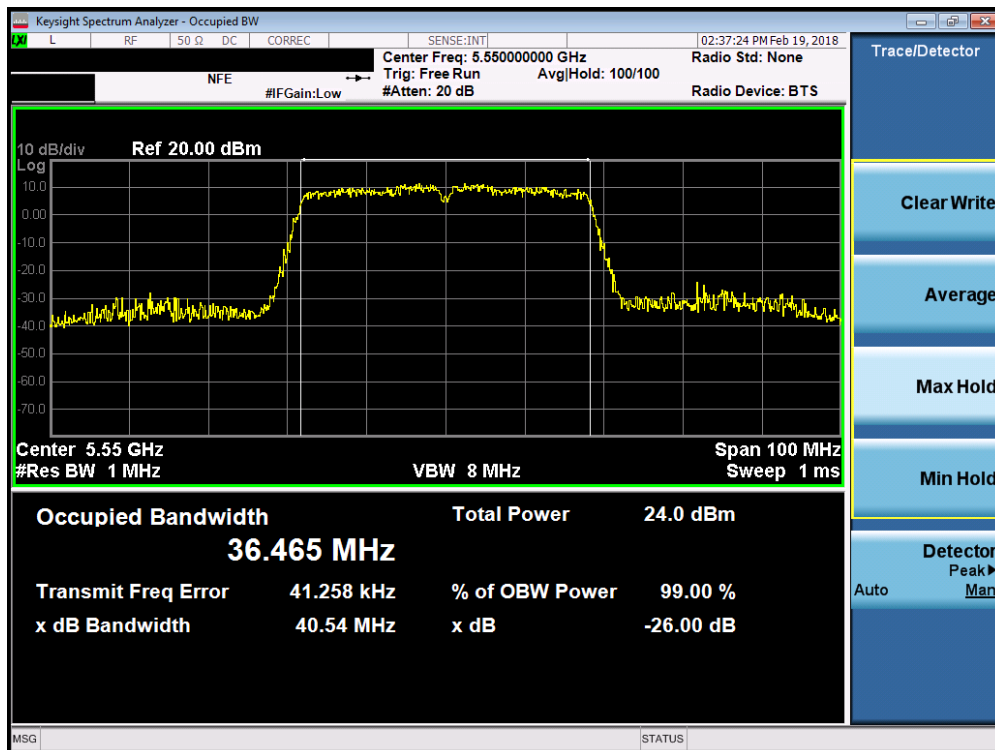


Plot 7-53. 26dB Bandwidth Plot SISO ANT2 (20MHz BW 802.11n (UNII Band 2C) – Ch. 144)

FCC ID: BCGA1893	PCTEST ENGINEERING LABORATORY, INC.	MEASUREMENT REPORT (CERTIFICATION)	Approved by: Quality Manager
Test Report S/N: 1C1710060005-03-R1.BCG	Test Dates: 10/31-2/20/2018	EUT Type: Tablet Device	Page 44 of 298

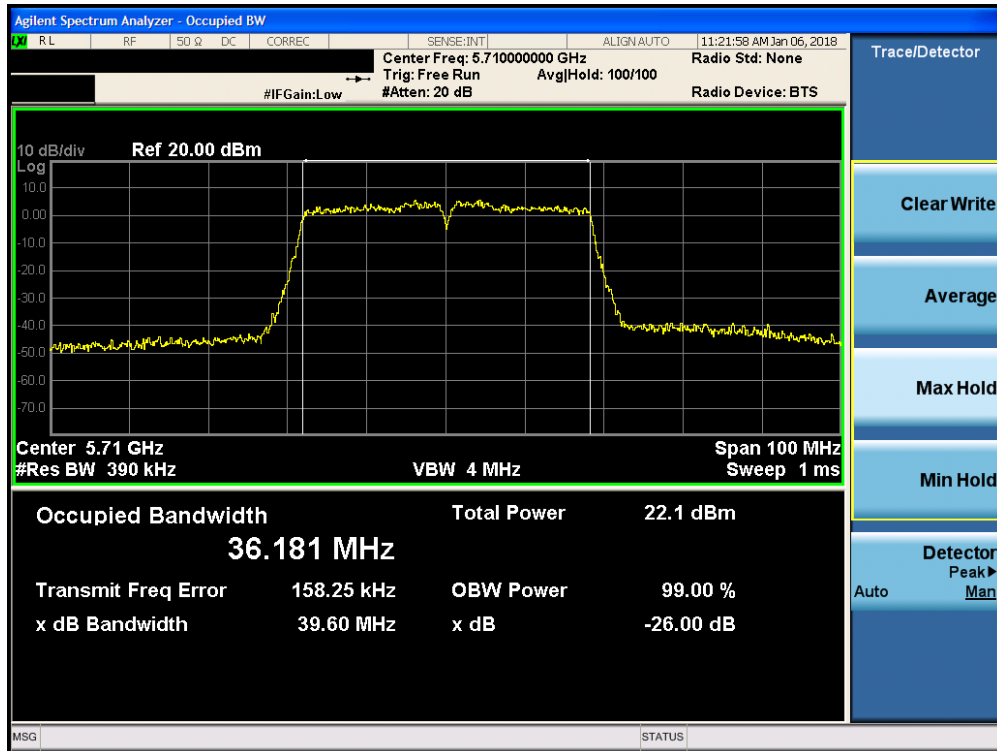


Plot 7-54. 26dB Bandwidth Plot SISO ANT2 (40MHz BW 802.11n (UNII Band 2C) – Ch. 102)

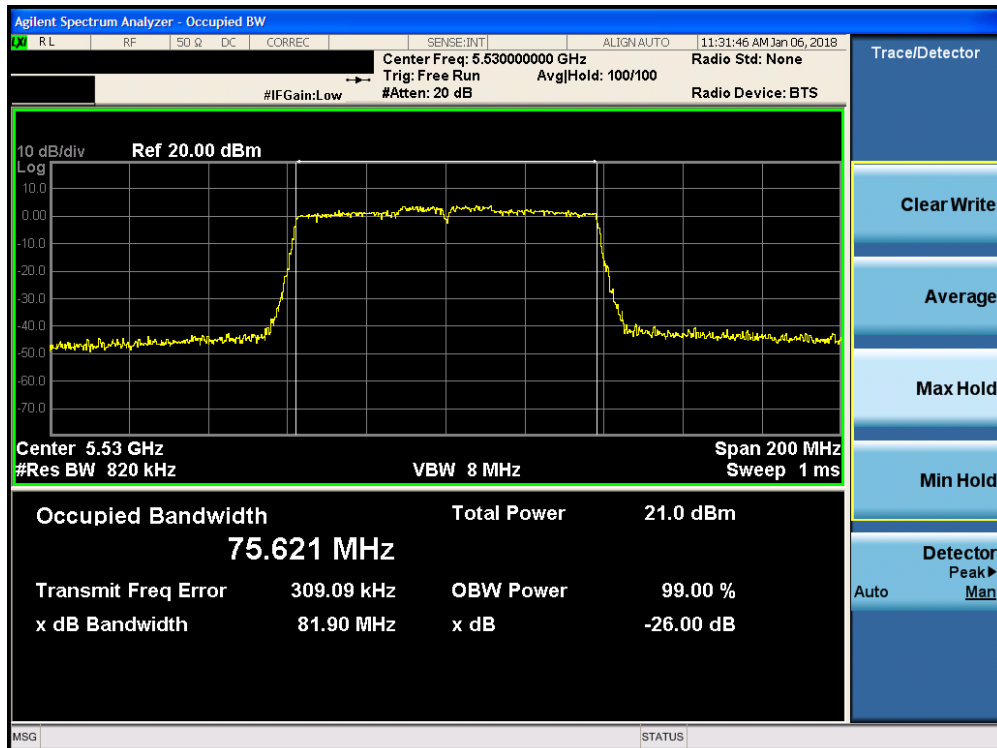


Plot 7-55. 26dB Bandwidth Plot SISO ANT2 (40MHz BW 802.11n (UNII Band 2C) – Ch. 110)

FCC ID: BCGA1893	MEASUREMENT REPORT (CERTIFICATION)		Approved by: Quality Manager
Test Report S/N: 1C1710060005-03-R1.BCG	Test Dates: 10/31-2/20/2018	EUT Type: Tablet Device	Page 45 of 298

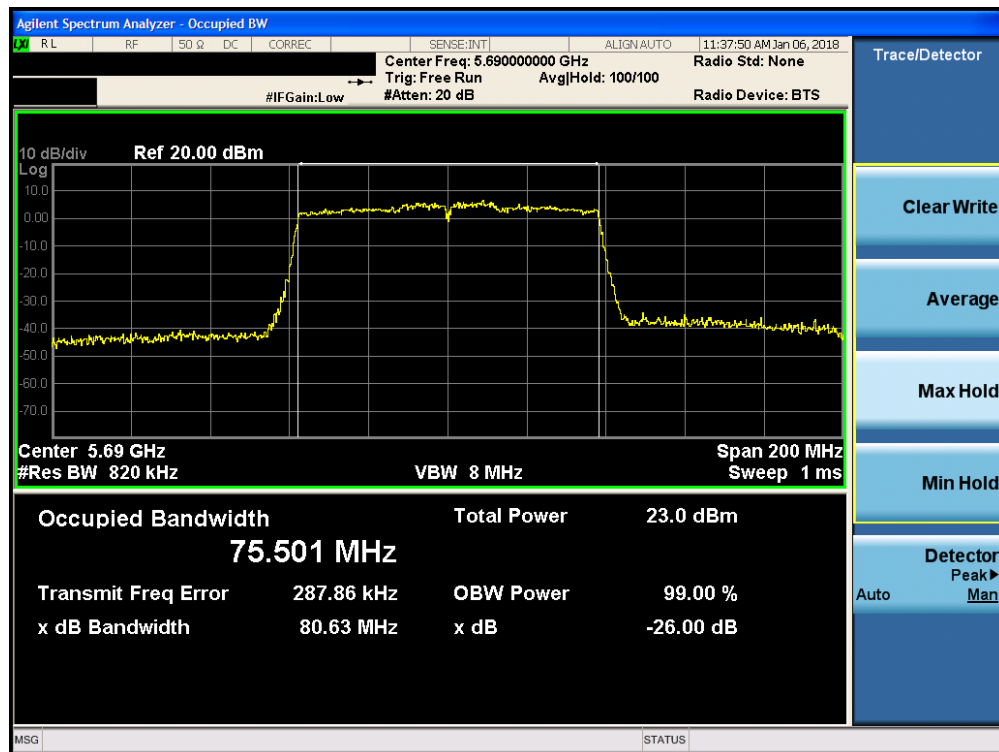


Plot 7-56. 26dB Bandwidth Plot SISO ANT2 (40MHz BW 802.11n (UNII Band 2C) – Ch. 142)



Plot 7-57. 26dB Bandwidth Plot SISO ANT2 (80MHz BW 802.11ac (UNII Band 2C) – Ch. 106)

FCC ID: BCGA1893	 MEASUREMENT REPORT (CERTIFICATION)		Approved by: Quality Manager
Test Report S/N: 1C1710060005-03-R1.BCG	Test Dates: 10/31-2/20/2018	EUT Type: Tablet Device	Page 46 of 298



Plot 7-58. 26dB Bandwidth Plot SISO ANT2 (80MHz BW 802.11ac (UNII Band 2C) – Ch. 138)

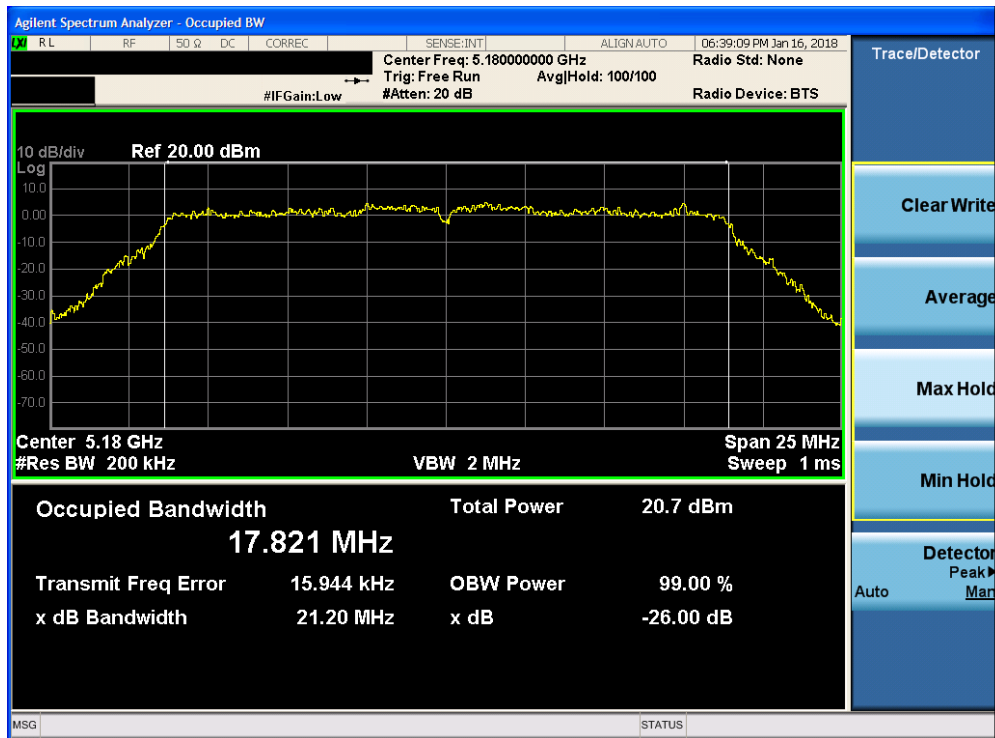
FCC ID: BCGA1893	MEASUREMENT REPORT (CERTIFICATION)		Approved by: Quality Manager
Test Report S/N: 1C1710060005-03-R1.BCG	Test Dates: 10/31-2/20/2018	EUT Type: Tablet Device	Page 47 of 298

MIMO 26dB Bandwidth Measurements

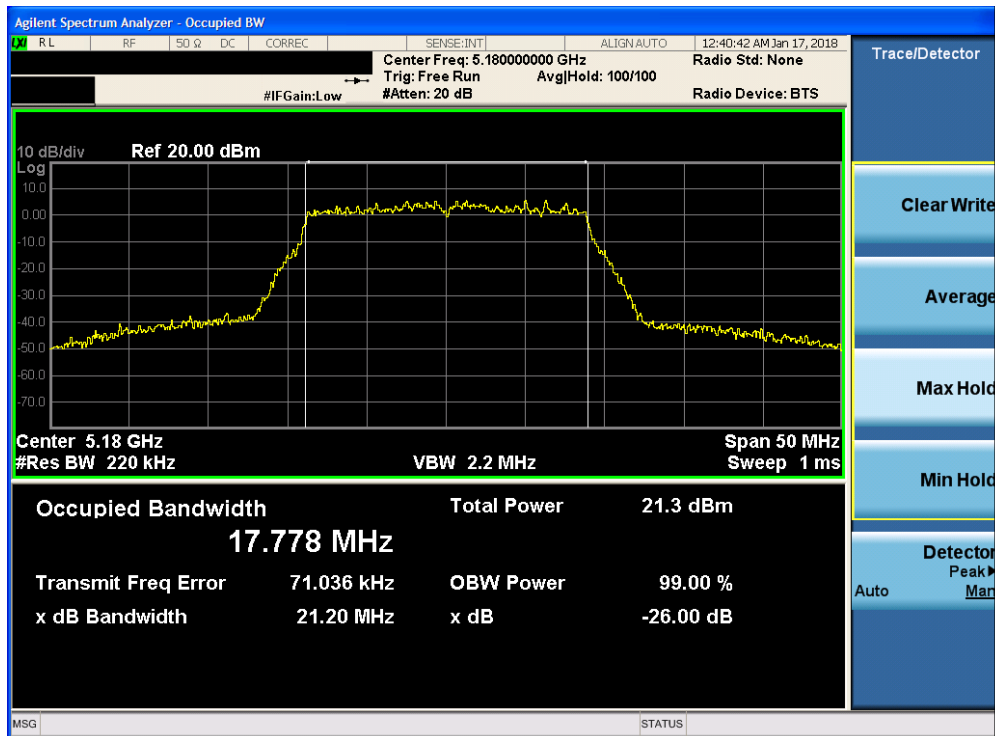
	Frequency [MHz]	Channel No.	802.11 Mode	Data Rate [Mbps]	Measured 26dB Bandwidth [MHz]	
					Ant1	Ant2
Band 1	5180	36	n (20MHz)	6.5/7.2 (MCS0)	21.20	21.20
	5200	40	n (20MHz)	6.5/7.2 (MCS0)	21.17	21.01
	5240	48	n (20MHz)	6.5/7.2 (MCS0)	21.13	21.32
	5190	38	n (40MHz)	13.5/15 (MCS0)	39.47	39.23
	5230	46	n (40MHz)	13.5/15 (MCS0)	39.46	39.53
	5210	42	ac (80MHz)	29.3/32.5 (MCS0)	80.46	79.96
Band 2A	5260	52	n (20MHz)	6.5/7.2 (MCS0)	21.37	21.46
	5280	56	n (20MHz)	6.5/7.2 (MCS0)	21.51	21.28
	5320	64	n (20MHz)	6.5/7.2 (MCS0)	21.39	21.04
	5270	54	n (40MHz)	13.5/15 (MCS0)	39.55	39.24
	5310	62	n (40MHz)	13.5/15 (MCS0)	39.73	39.01
	5290	58	ac (80MHz)	29.3/32.5 (MCS0)	81.12	80.43
Band 2C	5500	100	n (20MHz)	6.5/7.2 (MCS0)	21.26	21.16
	5580	116	n (20MHz)	6.5/7.2 (MCS0)	21.55	21.32
	5720	144	n (20MHz)	6.5/7.2 (MCS0)	21.41	21.21
	5510	102	n (40MHz)	13.5/15 (MCS0)	39.91	39.22
	5550	110	n (40MHz)	13.5/15 (MCS0)	39.86	39.54
	5670	134	n (40MHz)	13.5/15 (MCS0)	39.75	39.06
	5530	106	ac (80MHz)	29.3/32.5 (MCS0)	81.33	81.35
	5690	138	ac (80MHz)	29.3/32.5 (MCS0)	82.12	82.09

Table 7-4. Conducted Bandwidth Measurements MIMO

FCC ID: BCGA1893	 MEASUREMENT REPORT (CERTIFICATION)		Approved by: Quality Manager
Test Report S/N: 1C1710060005-03-R1.BCG	Test Dates: 10/31-2/20/2018	EUT Type: Tablet Device	Page 48 of 298

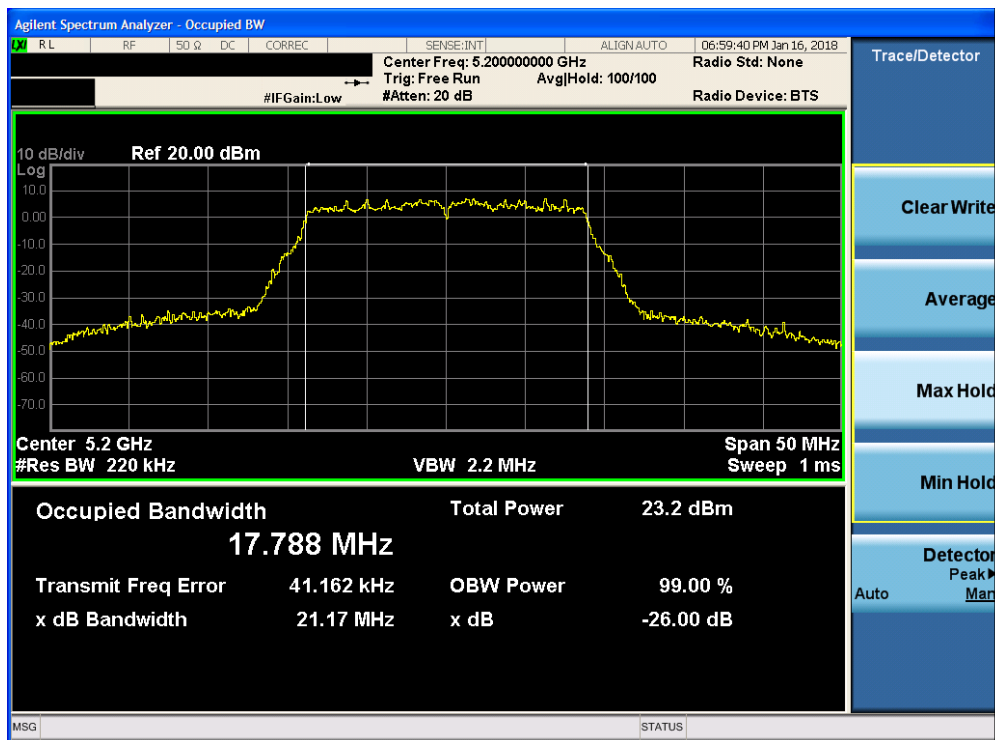


Plot 7-59. 26dB Bandwidth Plot MIMO ANT1 (20MHz BW 802.11n (UNII Band 1) – Ch. 36)

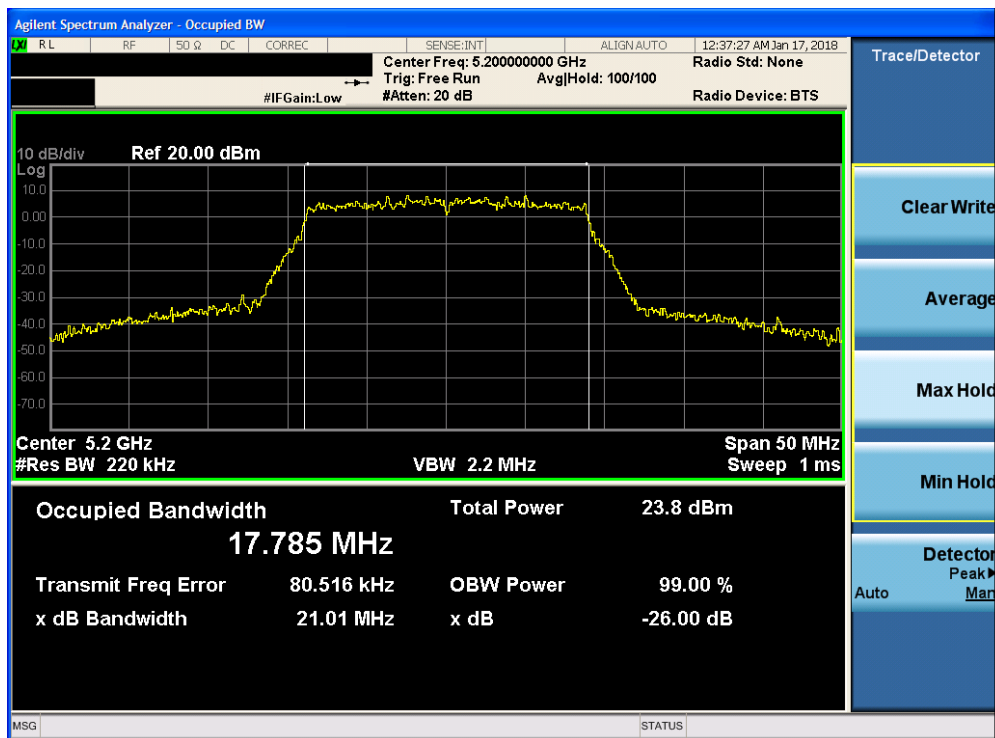


Plot 7-60. 26dB Bandwidth Plot MIMO ANT2 (20MHz BW 802.11n (UNII Band 1) – Ch. 36)

FCC ID: BCGA1893	PCTEST ENGINEERING LABORATORY, INC.	MEASUREMENT REPORT (CERTIFICATION)	Approved by: Quality Manager
Test Report S/N: 1C1710060005-03-R1.BCG	Test Dates: 10/31-2/20/2018	EUT Type: Tablet Device	Page 49 of 298

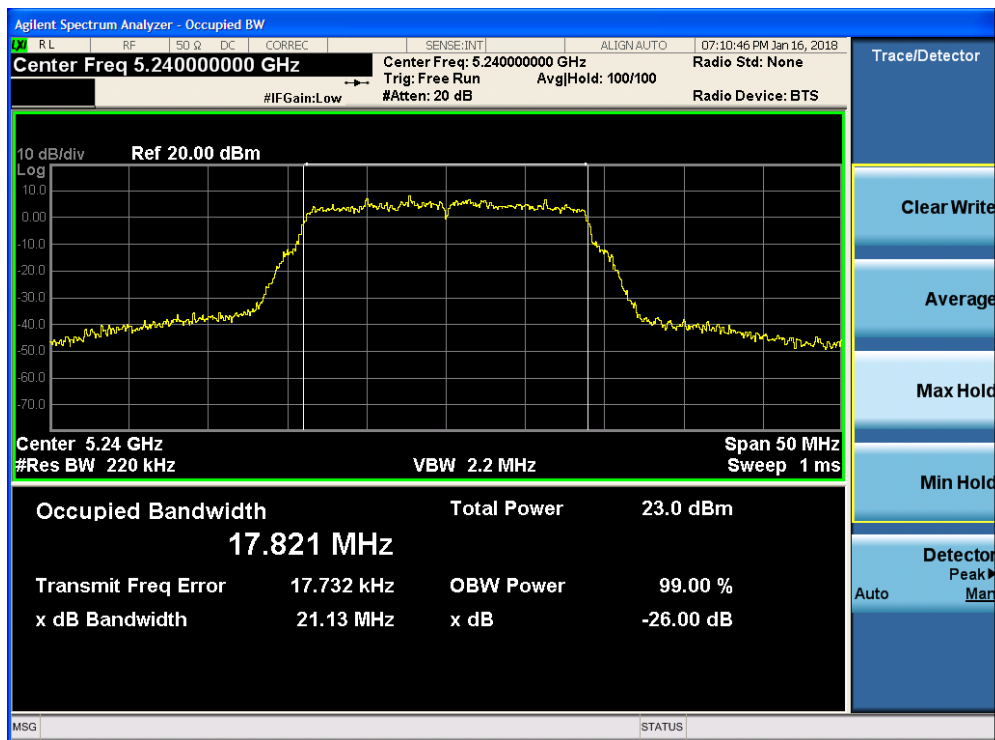


Plot 7-61. 26dB Bandwidth Plot MIMO ANT1 (20MHz BW 802.11n (UNII Band 1) – Ch. 40)

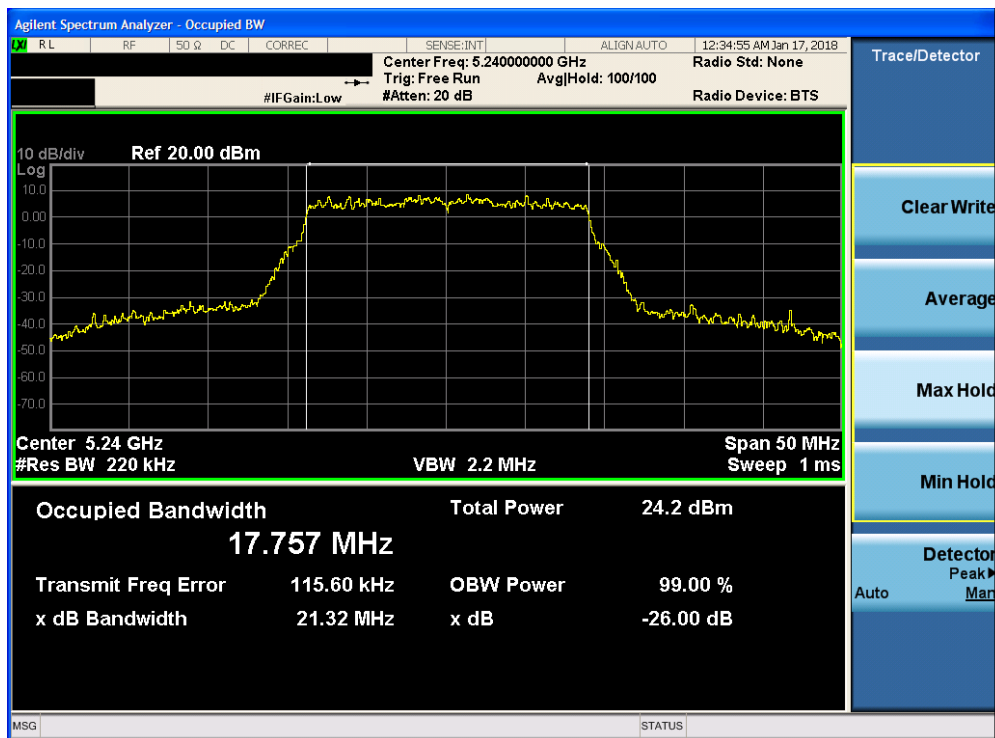


Plot 7-62. 26dB Bandwidth Plot MIMO ANT2 (20MHz BW 802.11n (UNII Band 1) – Ch. 40)

FCC ID: BCGA1893	PCTEST ENGINEERING LABORATORY, INC.	MEASUREMENT REPORT (CERTIFICATION)	Approved by: Quality Manager
Test Report S/N: 1C1710060005-03-R1.BCG	Test Dates: 10/31-2/20/2018	EUT Type: Tablet Device	Page 50 of 298

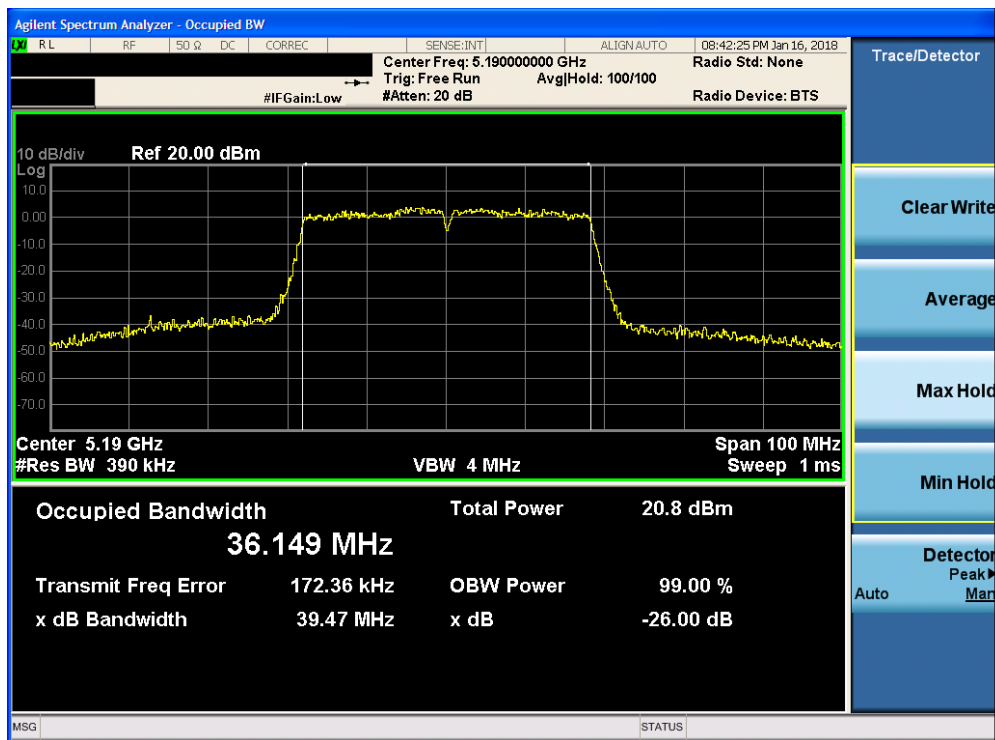


Plot 7-63. 26dB Bandwidth Plot MIMO ANT1 (20MHz BW 802.11n (UNII Band 1) – Ch. 48)

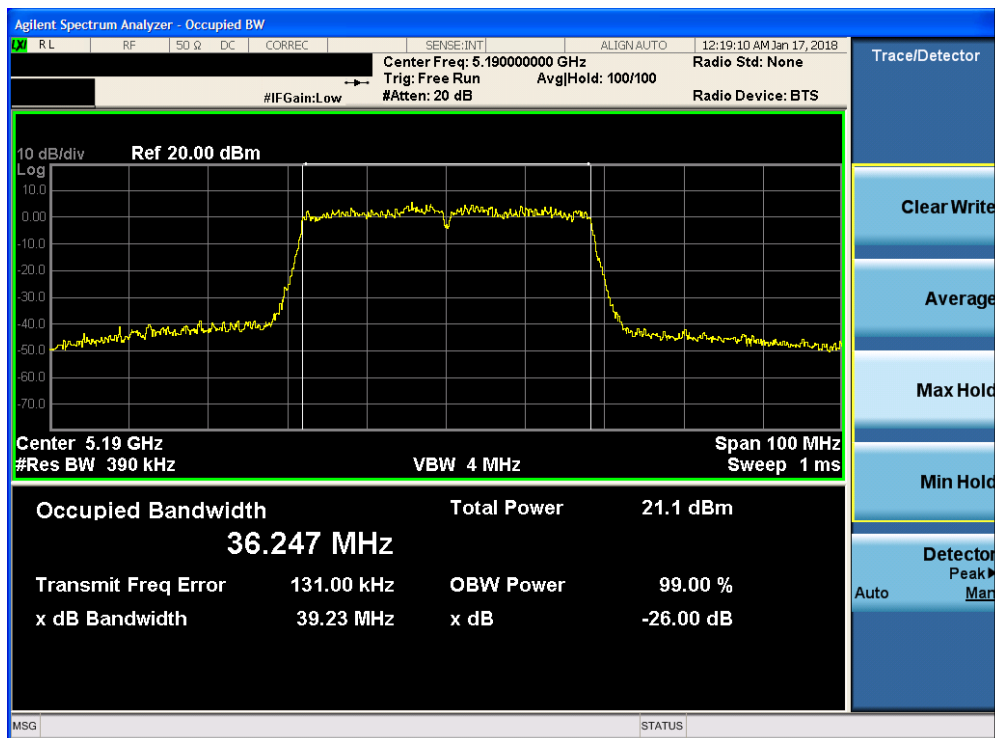


Plot 7-64. 26dB Bandwidth Plot MIMO ANT2 (20MHz BW 802.11n (UNII Band 1) – Ch. 48)

FCC ID: BCGA1893	PCTEST ENGINEERING LABORATORY, INC.	MEASUREMENT REPORT (CERTIFICATION)	Approved by: Quality Manager
Test Report S/N: 1C1710060005-03-R1.BCG	Test Dates: 10/31-2/20/2018	EUT Type: Tablet Device	Page 51 of 298

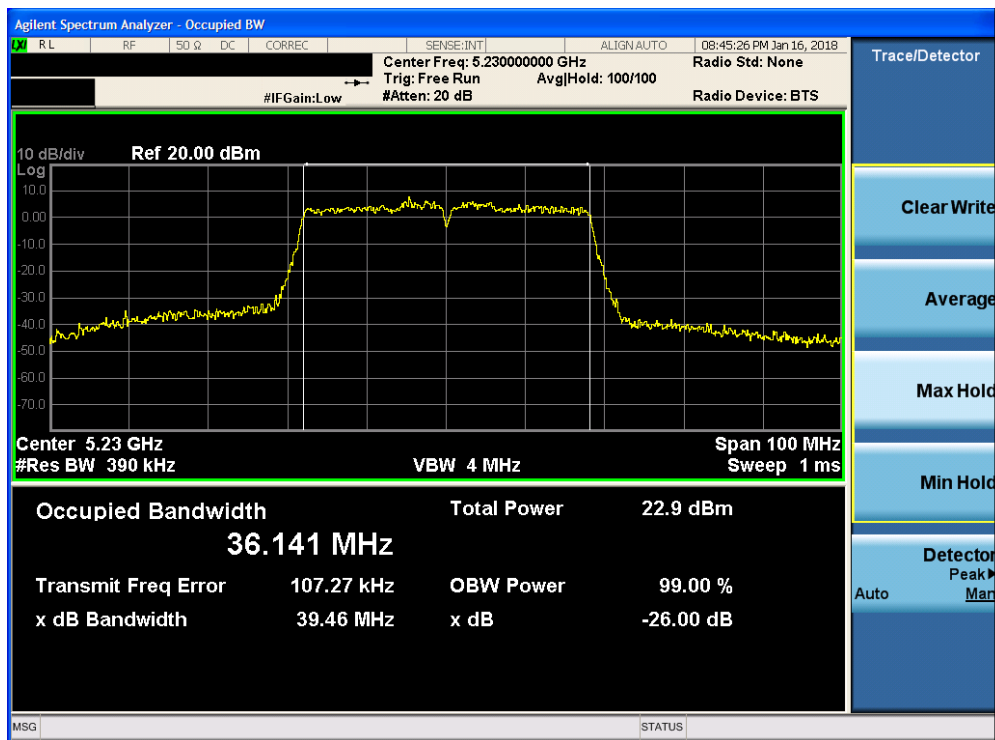


Plot 7-65. 26dB Bandwidth Plot MIMO ANT1 (40MHz BW 802.11n (UNII Band 1) – Ch. 38)

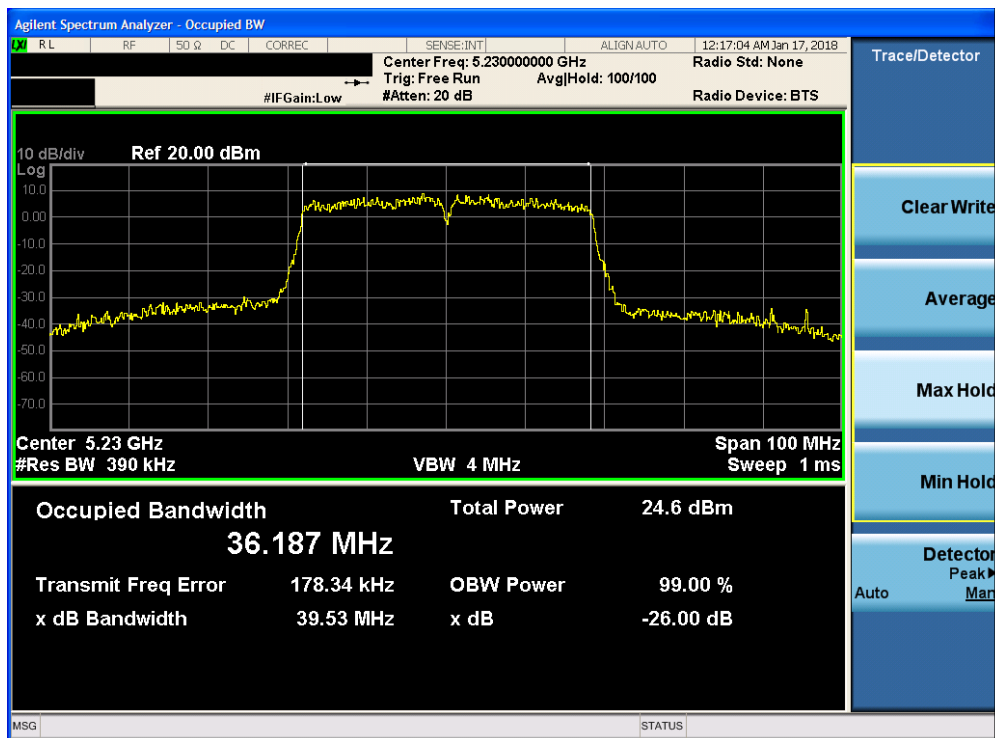


Plot 7-66. 26dB Bandwidth Plot MIMO ANT2 (40MHz BW 802.11n (UNII Band 1) – Ch. 38)

FCC ID: BCGA1893	PCTEST ENGINEERING LABORATORY, INC.	MEASUREMENT REPORT (CERTIFICATION)	Approved by: Quality Manager
Test Report S/N: 1C1710060005-03-R1.BCG	Test Dates: 10/31-2/20/2018	EUT Type: Tablet Device	Page 52 of 298

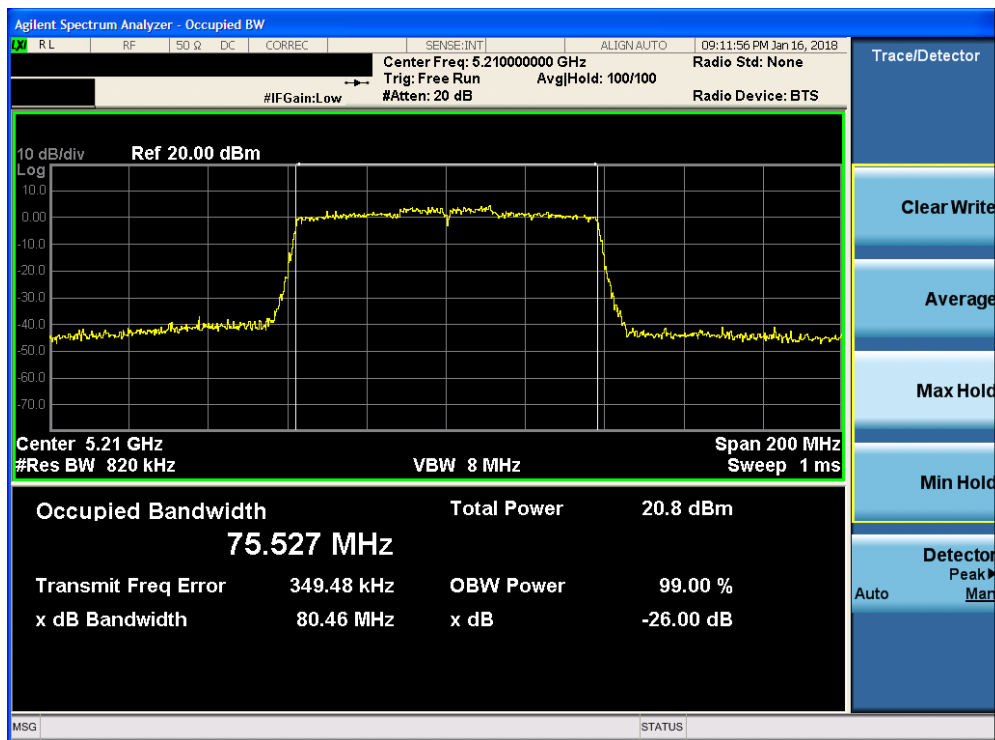


Plot 7-67. 26dB Bandwidth Plot MIMO ANT1 (40MHz BW 802.11n (UNII Band 1) – Ch. 46)

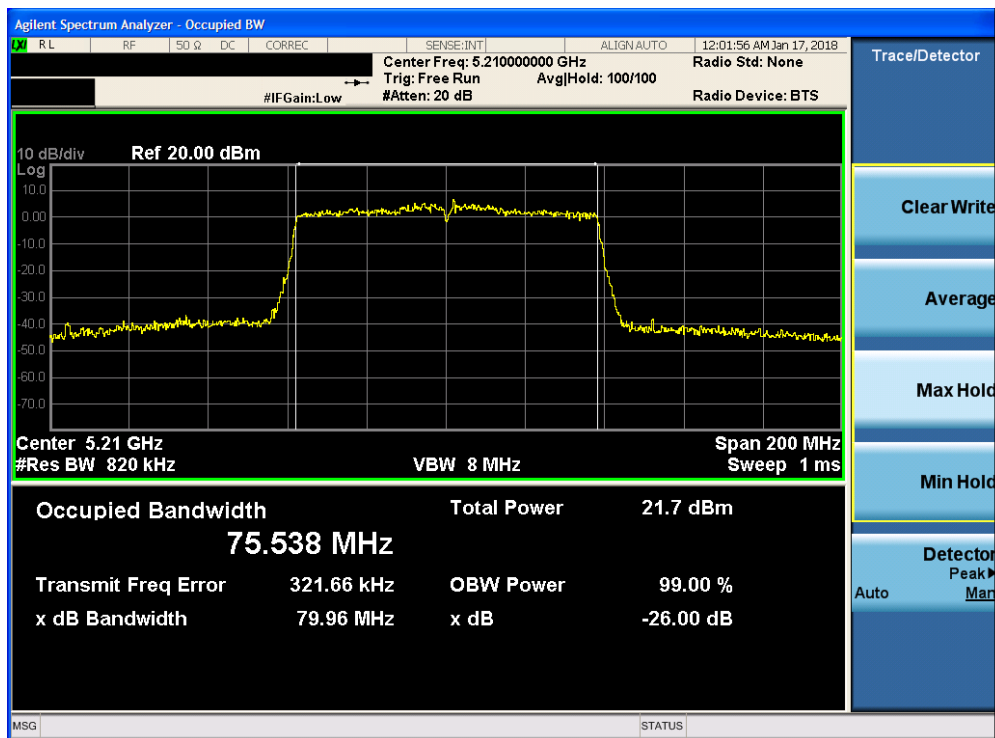


Plot 7-68. 26dB Bandwidth Plot MIMO ANT2 (40MHz BW 802.11n (UNII Band 1) – Ch. 46)

FCC ID: BCGA1893	MEASUREMENT REPORT (CERTIFICATION)		Approved by: Quality Manager
Test Report S/N: 1C1710060005-03-R1.BCG	Test Dates: 10/31-2/20/2018	EUT Type: Tablet Device	Page 53 of 298

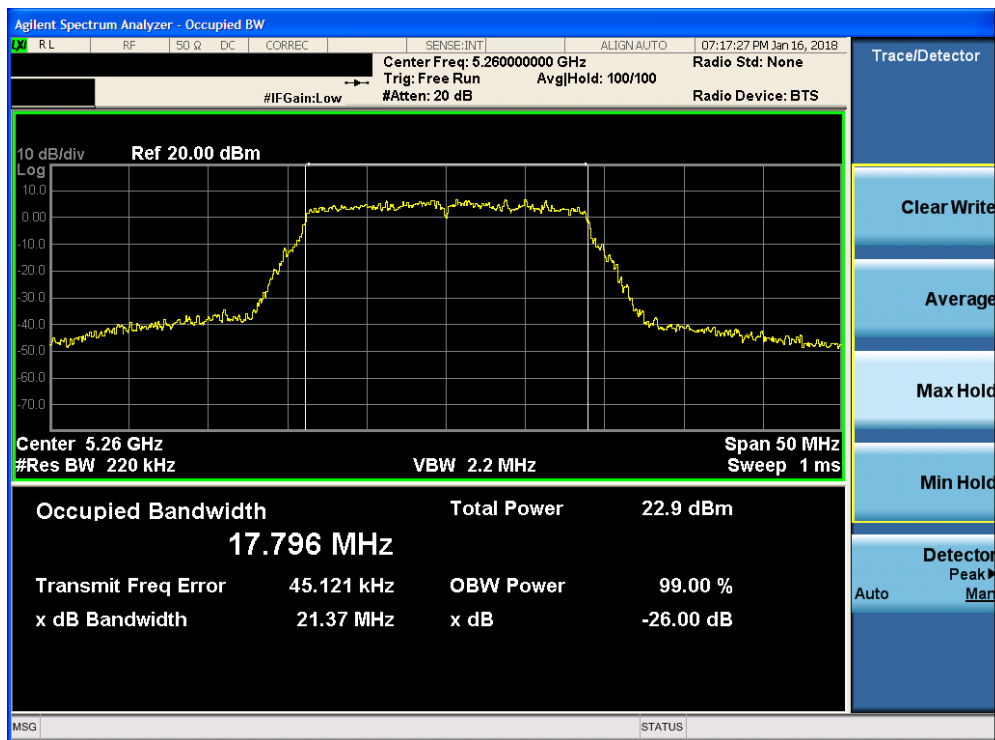


Plot 7-69. 26dB Bandwidth Plot MIMO ANT1 (80MHz BW 802.11ac (UNII Band 1) – Ch. 42)

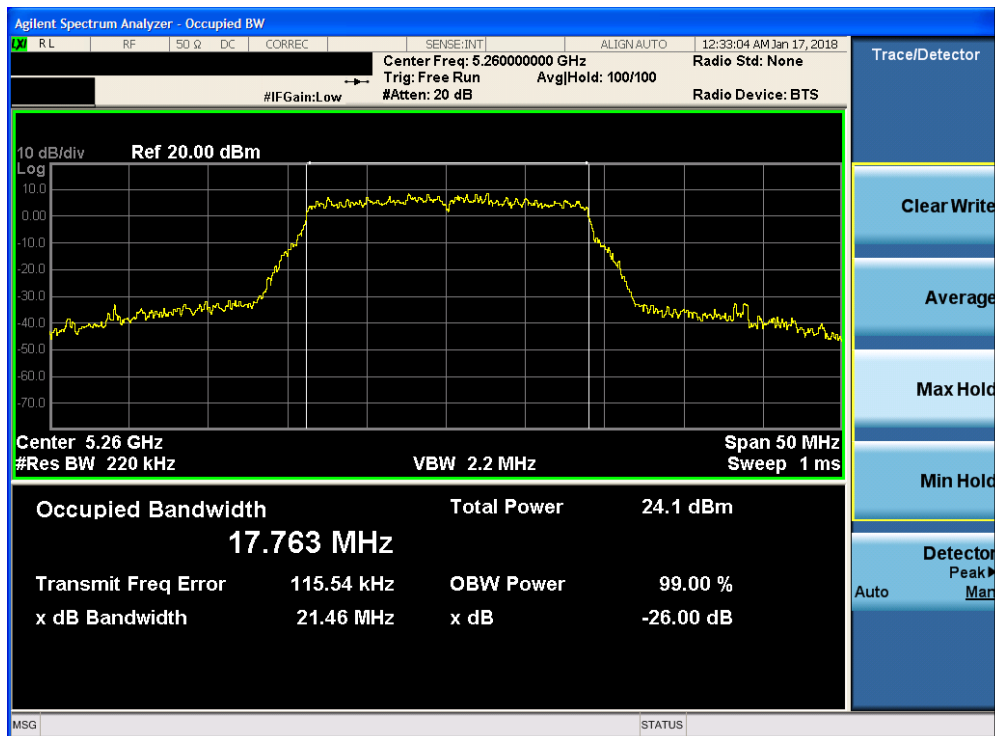


Plot 7-70. 26dB Bandwidth Plot MIMO ANT2 (80MHz BW 802.11ac (UNII Band 1) – Ch. 42)

FCC ID: BCGA1893	PCTEST ENGINEERING LABORATORY, INC.	MEASUREMENT REPORT (CERTIFICATION)	Approved by: Quality Manager
Test Report S/N: 1C1710060005-03-R1.BCG	Test Dates: 10/31-2/20/2018	EUT Type: Tablet Device	Page 54 of 298

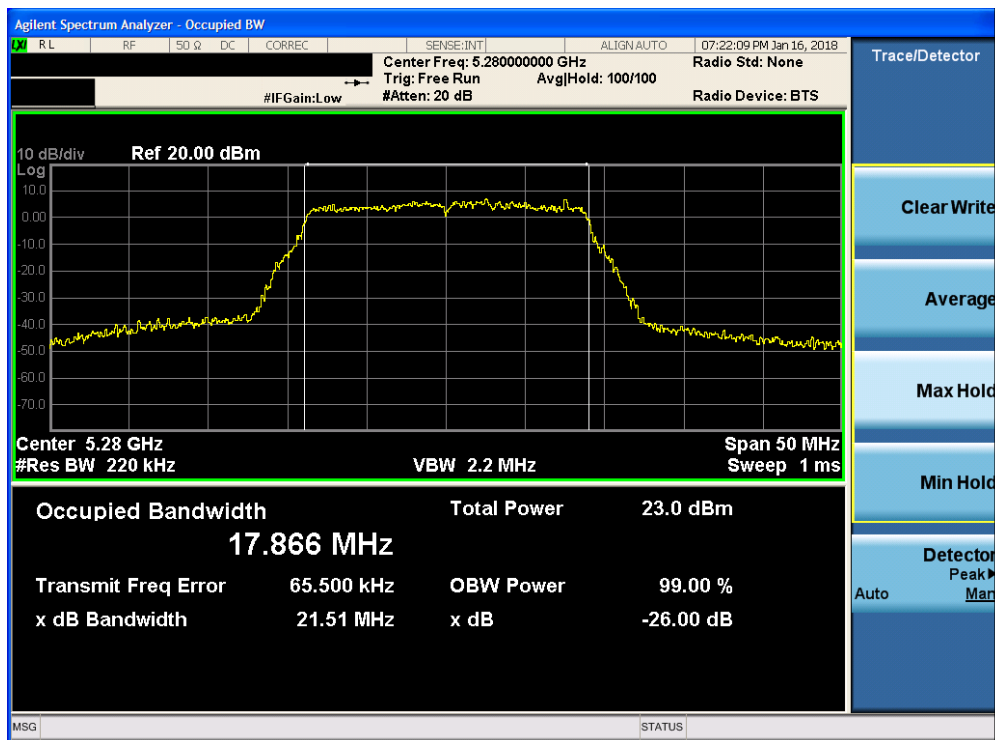


Plot 7-71. 26dB Bandwidth Plot MIMO ANT1 (20MHz BW 802.11n (UNII Band 2A) – Ch. 52)

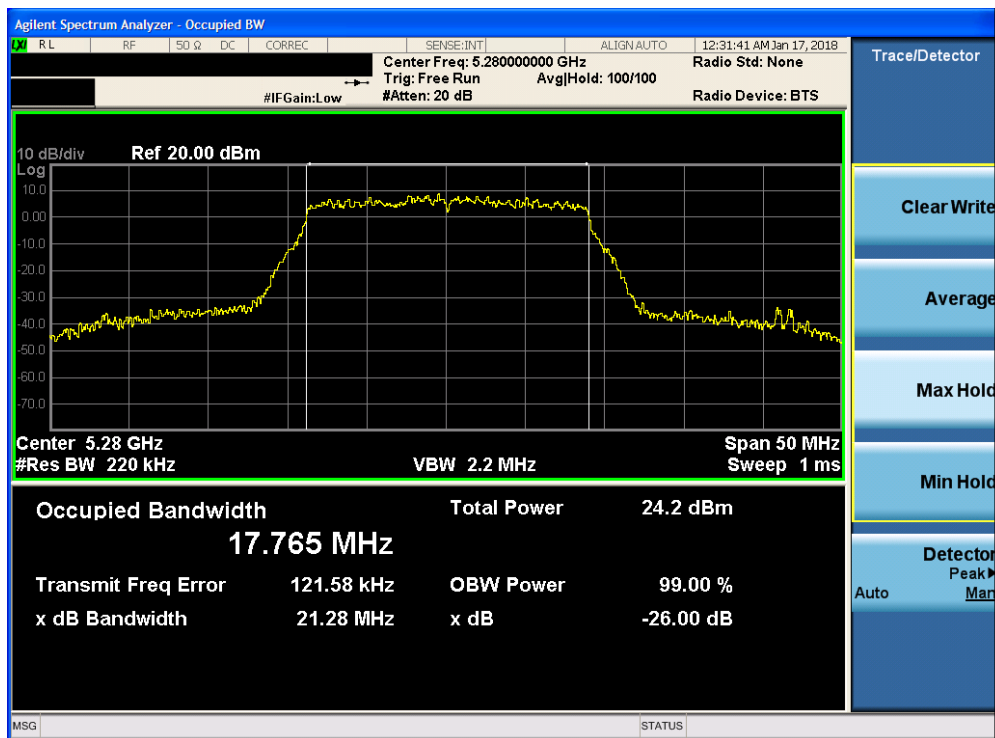


Plot 7-72. 26dB Bandwidth Plot MIMO ANT2 (20MHz BW 802.11n (UNII Band 2A) – Ch. 52)

FCC ID: BCGA1893	PCTEST ENGINEERING LABORATORY, INC.	MEASUREMENT REPORT (CERTIFICATION)	Approved by: Quality Manager
Test Report S/N: 1C1710060005-03-R1.BCG	Test Dates: 10/31-2/20/2018	EUT Type: Tablet Device	Page 55 of 298

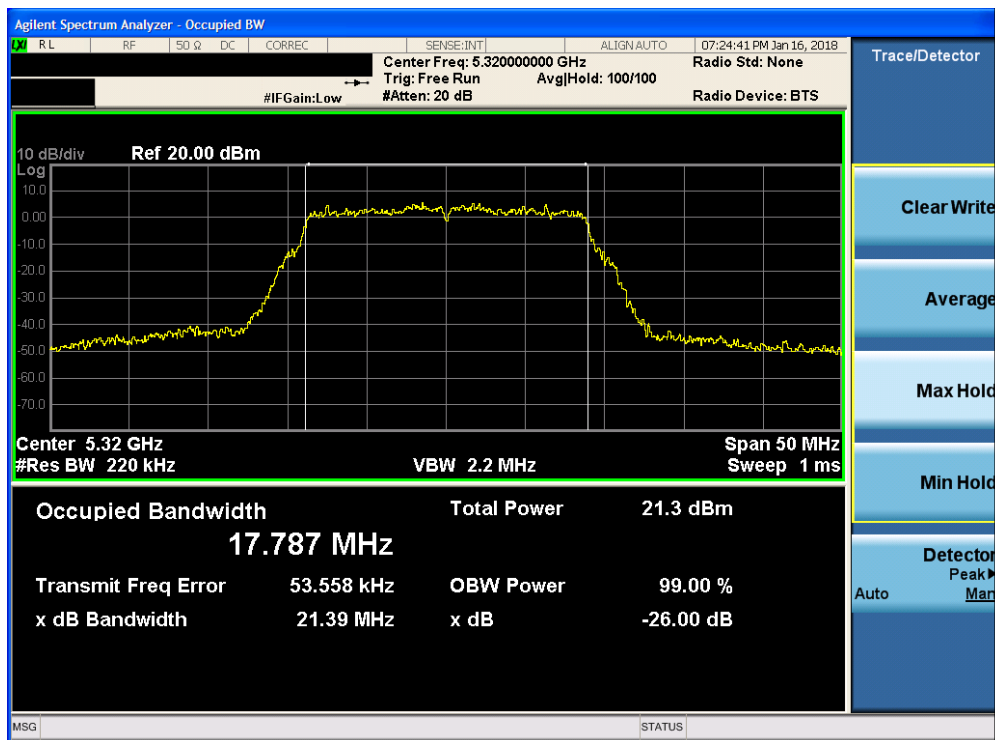


Plot 7-73. 26dB Bandwidth Plot MIMO ANT1 (20MHz BW 802.11n (UNII Band 2A) – Ch. 56)

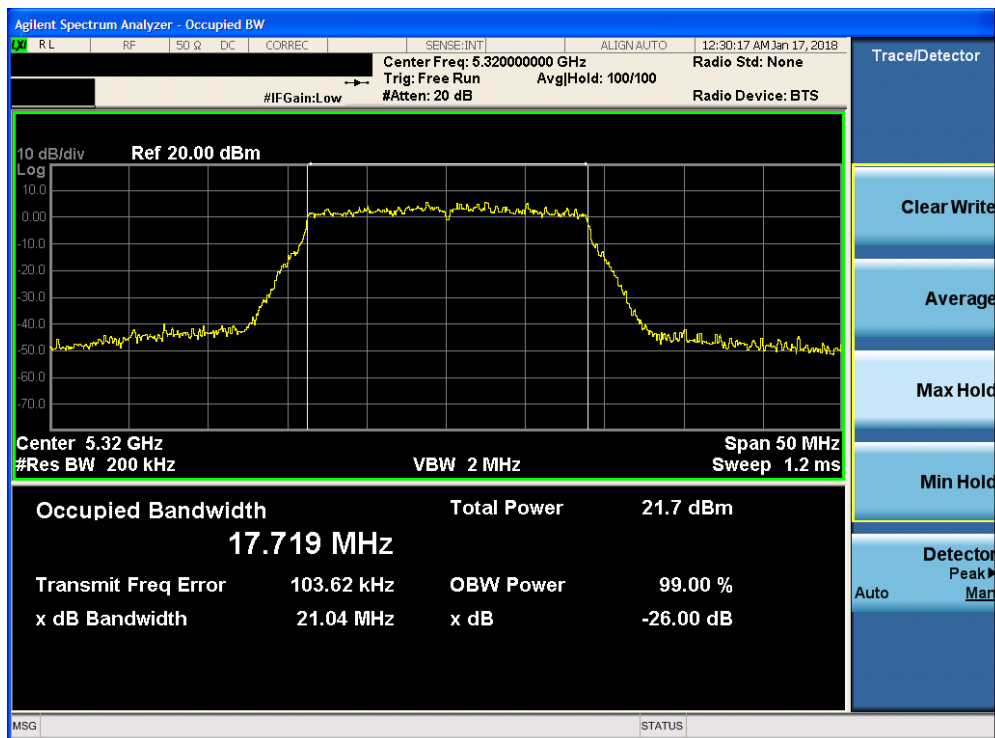


Plot 7-74. 26dB Bandwidth Plot MIMO ANT2 (20MHz BW 802.11n (UNII Band 2A) – Ch. 56)

FCC ID: BCGA1893	MEASUREMENT REPORT (CERTIFICATION)		Approved by: Quality Manager
Test Report S/N: 1C1710060005-03-R1.BCG	Test Dates: 10/31-2/20/2018	EUT Type: Tablet Device	Page 56 of 298

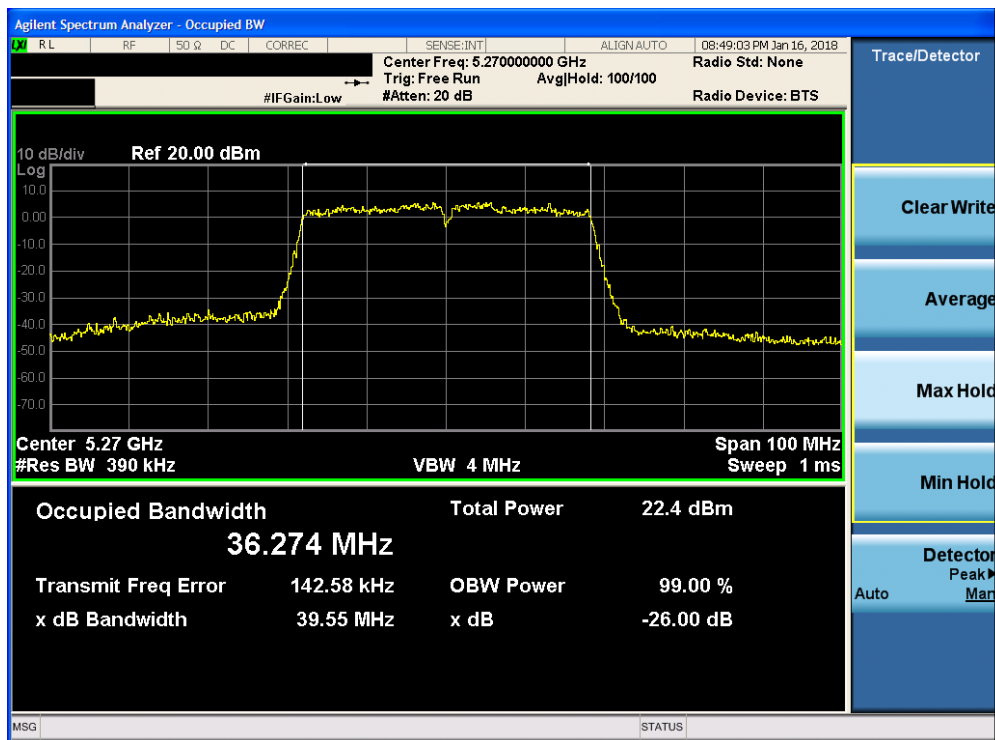


Plot 7-75. 26dB Bandwidth Plot MIMO ANT1 (20MHz BW 802.11n (UNII Band 2A) – Ch. 64)

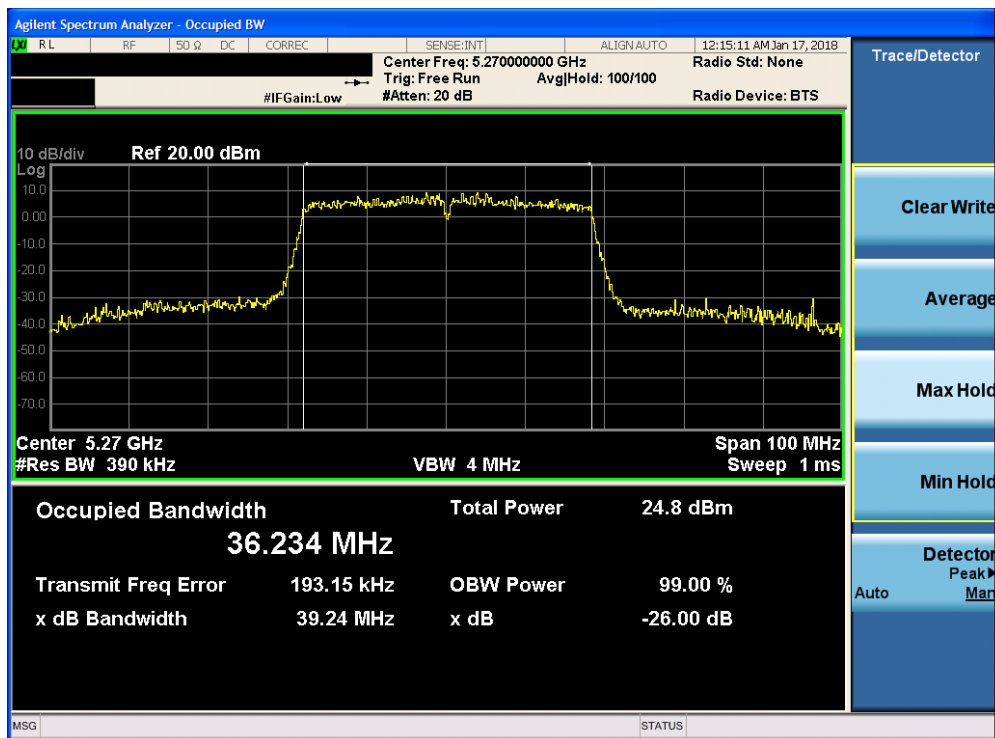


Plot 7-76. 26dB Bandwidth Plot MIMO ANT2 (20MHz BW 802.11n (UNII Band 2A) – Ch. 64)

FCC ID: BCGA1893	PCTEST ENGINEERING LABORATORY, INC.	MEASUREMENT REPORT (CERTIFICATION)	Approved by: Quality Manager
Test Report S/N: 1C1710060005-03-R1.BCG	Test Dates: 10/31-2/20/2018	EUT Type: Tablet Device	Page 57 of 298

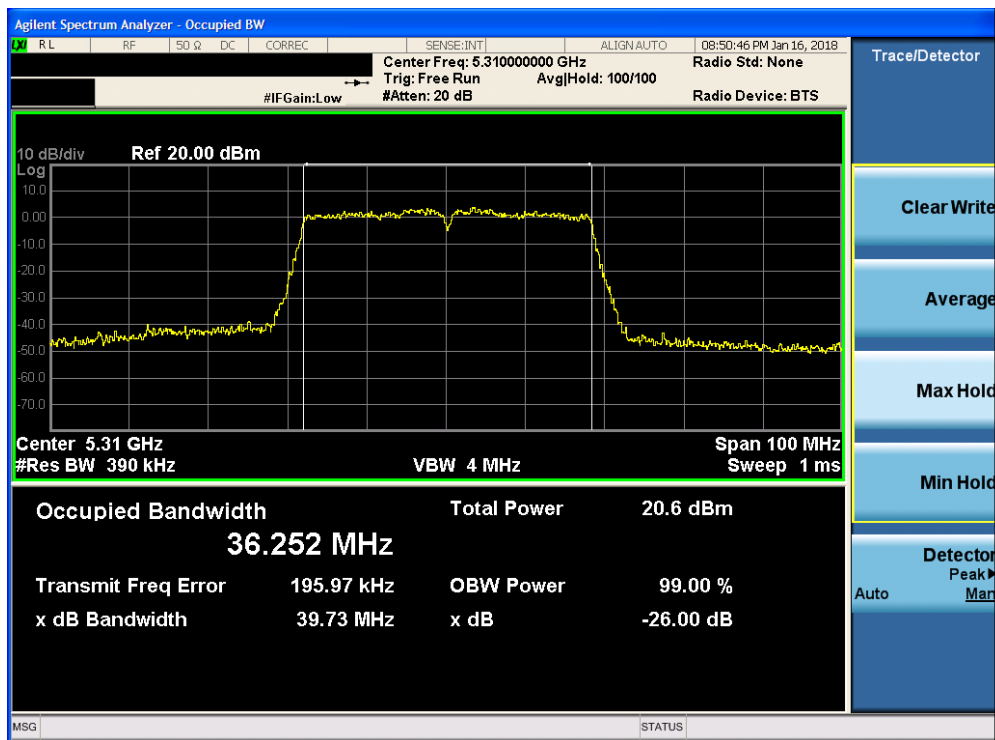


Plot 7-77. 26dB Bandwidth Plot MIMO ANT1 (40MHz BW 802.11n (UNII Band 2A) – Ch. 54)

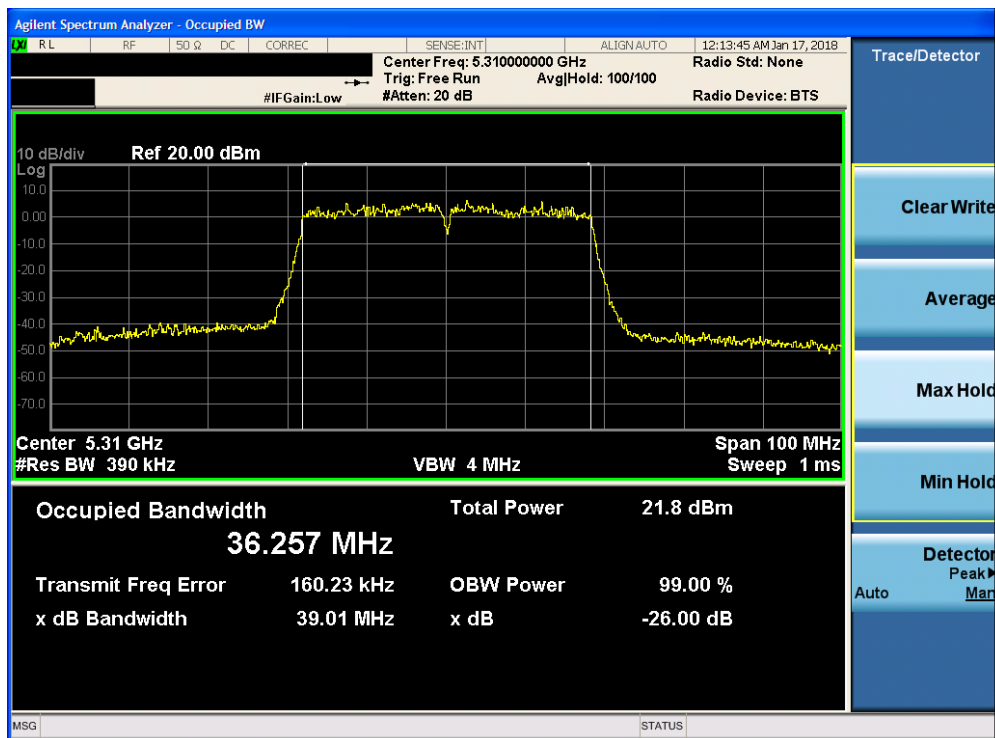


Plot 7-78. 26dB Bandwidth Plot MIMO ANT2 (40MHz BW 802.11n (UNII Band 2A) – Ch. 54)

FCC ID: BCGA1893	PCTEST ENGINEERING LABORATORY, INC.	MEASUREMENT REPORT (CERTIFICATION)	Approved by: Quality Manager
Test Report S/N: 1C1710060005-03-R1.BCG	Test Dates: 10/31-2/20/2018	EUT Type: Tablet Device	Page 58 of 298

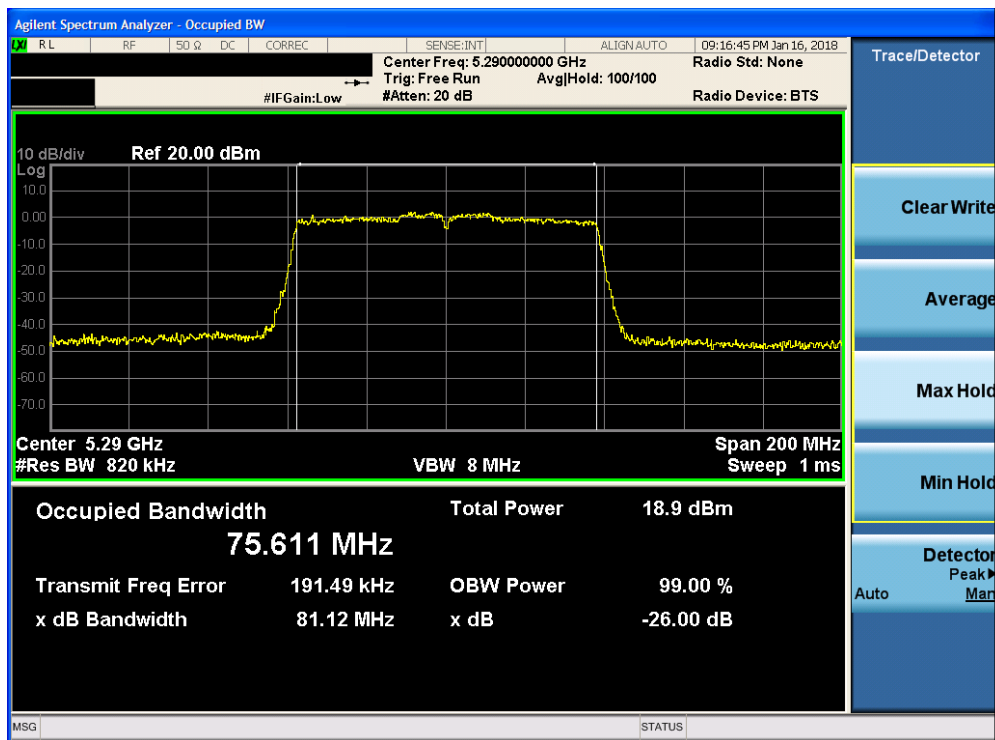


Plot 7-79. 26dB Bandwidth Plot MIMO ANT1 (40MHz BW 802.11n (UNII Band 2A) – Ch. 62)

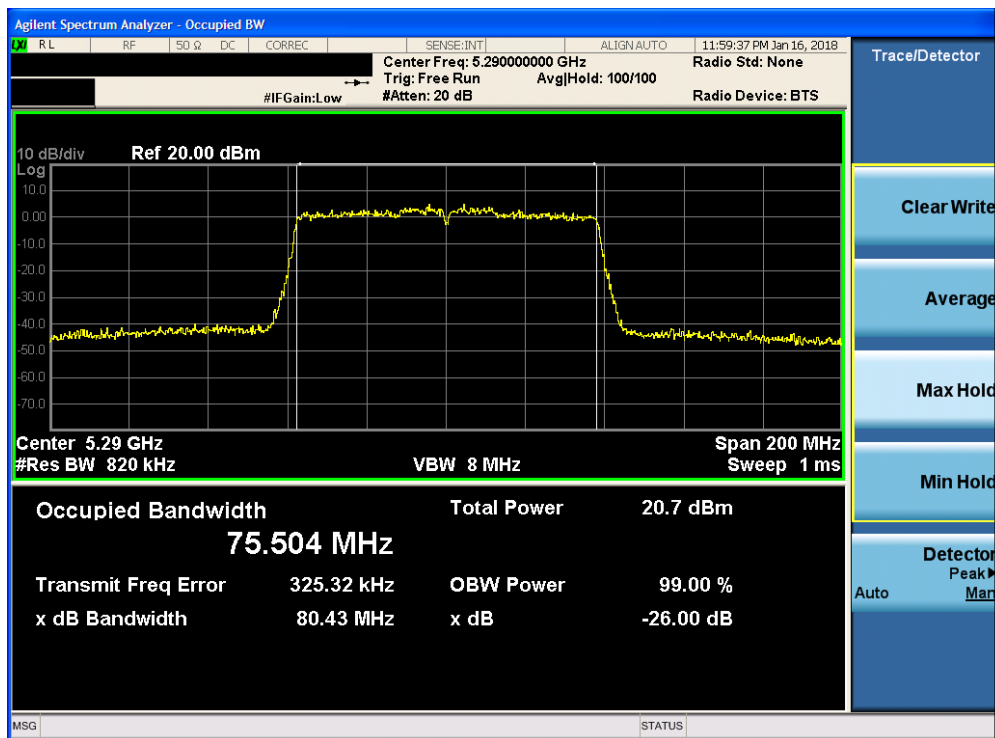


Plot 7-80. 26dB Bandwidth Plot MIMO ANT2 (40MHz BW 802.11n (UNII Band 2A) – Ch. 62)

FCC ID: BCGA1893	MEASUREMENT REPORT (CERTIFICATION)		Approved by: Quality Manager
Test Report S/N: 1C1710060005-03-R1.BCG	Test Dates: 10/31-2/20/2018	EUT Type: Tablet Device	Page 59 of 298

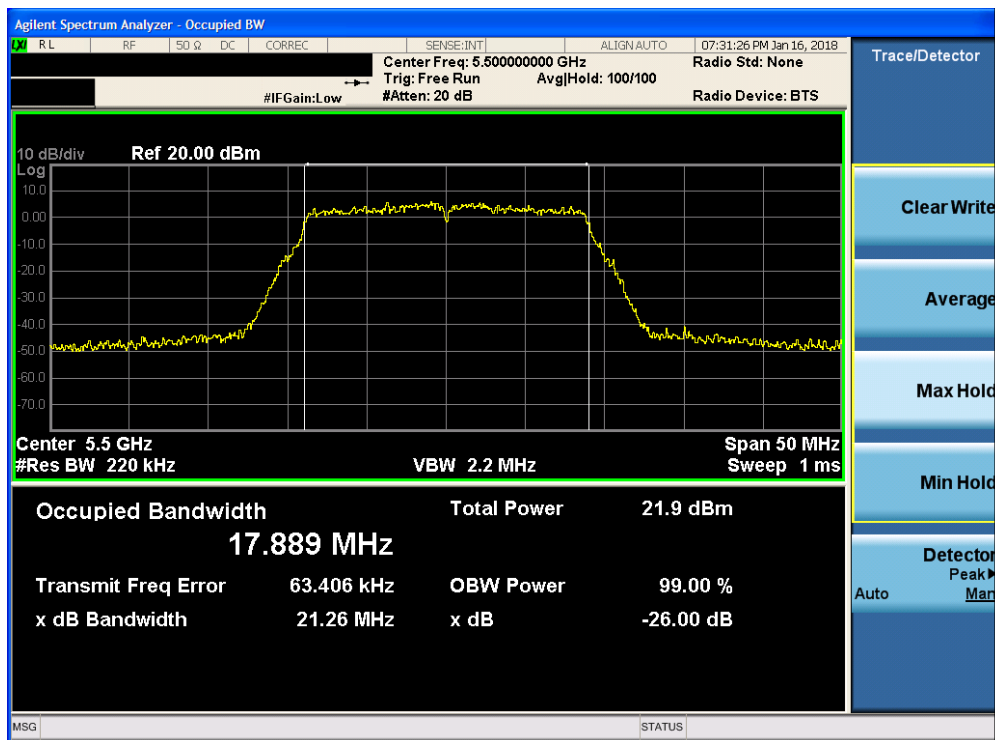


Plot 7-81. 26dB Bandwidth Plot MIMO ANT1 (80MHz BW 802.11ac (UNII Band 2A) – Ch. 58)

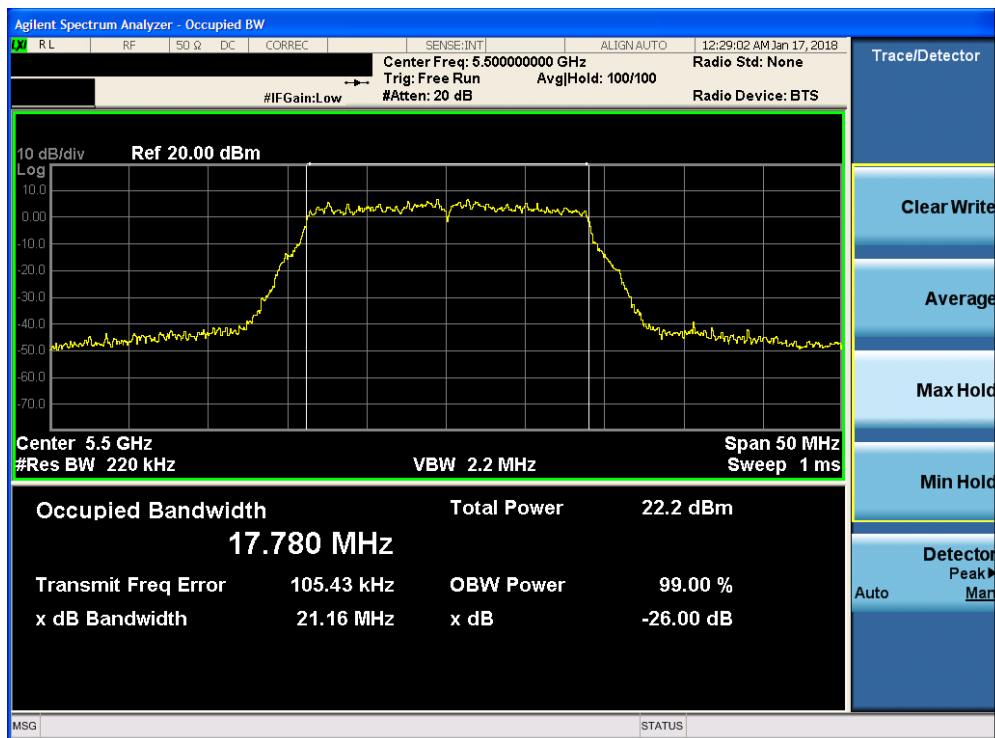


Plot 7-82. 26dB Bandwidth Plot MIMO ANT2 (80MHz BW 802.11ac (UNII Band 2A) – Ch. 58)

FCC ID: BCGA1893	MEASUREMENT REPORT (CERTIFICATION)		Approved by: Quality Manager
Test Report S/N: 1C1710060005-03-R1.BCG	Test Dates: 10/31-2/20/2018	EUT Type: Tablet Device	Page 60 of 298

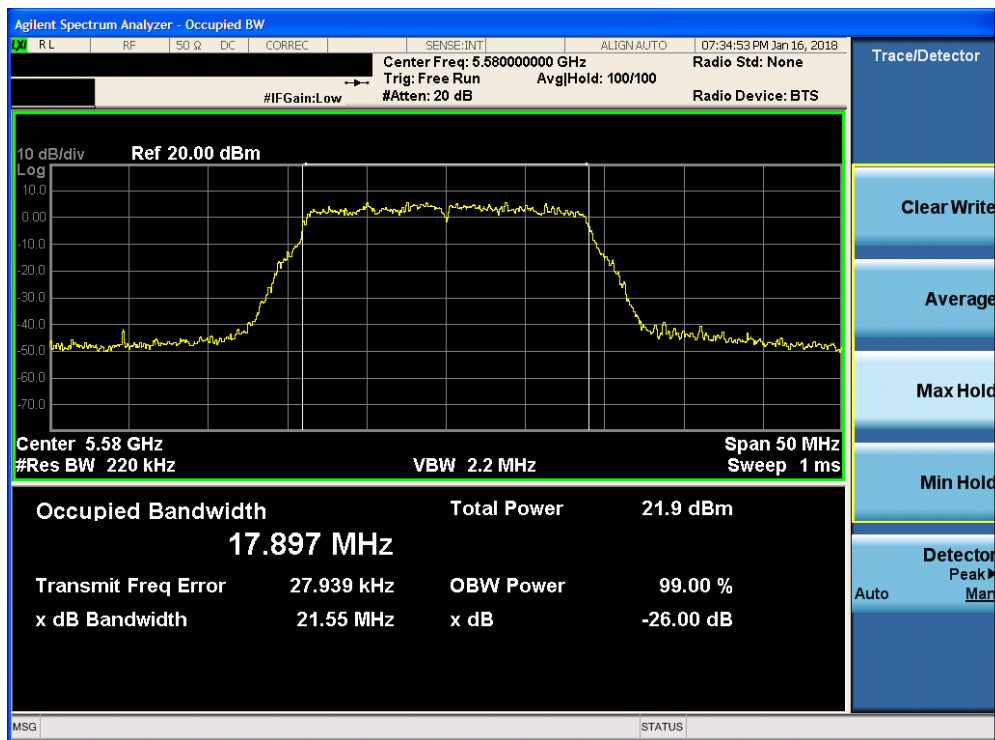


Plot 7-83. 26dB Bandwidth Plot MIMO ANT1 (20MHz BW 802.11n (UNII Band 2C) – Ch. 100)

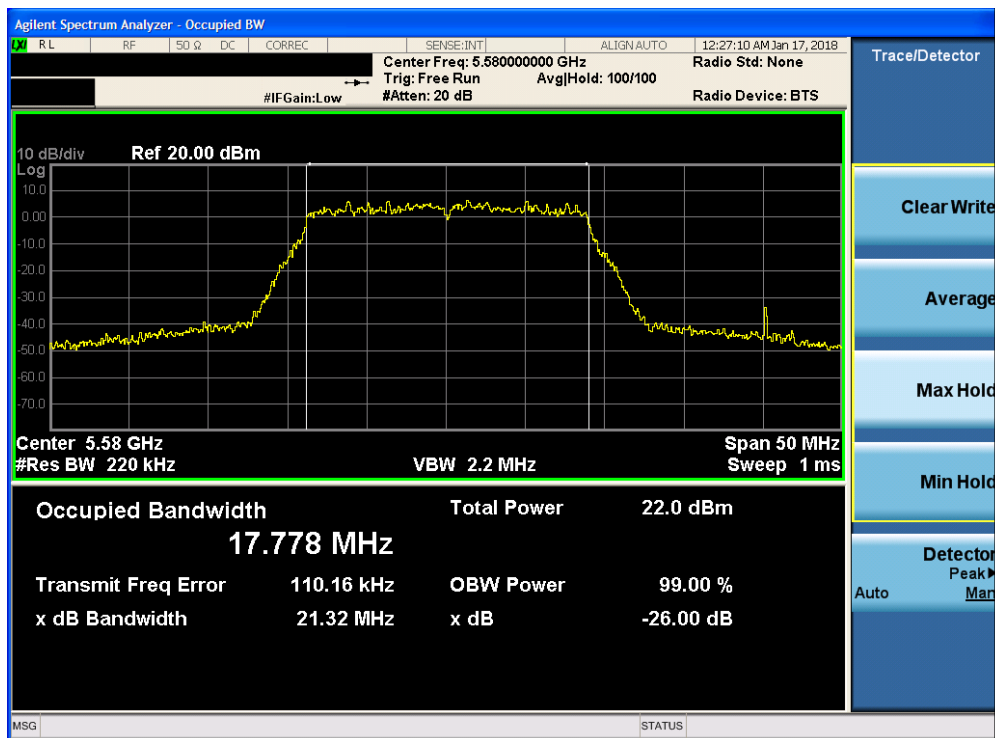


Plot 7-84. 26dB Bandwidth Plot MIMO ANT2 (20MHz BW 802.11n (UNII Band 2C) – Ch. 100)

FCC ID: BCGA1893	PCTEST ENGINEERING LABORATORY, INC.	MEASUREMENT REPORT (CERTIFICATION)	Approved by: Quality Manager
Test Report S/N: 1C1710060005-03-R1.BCG	Test Dates: 10/31-2/20/2018	EUT Type: Tablet Device	Page 61 of 298

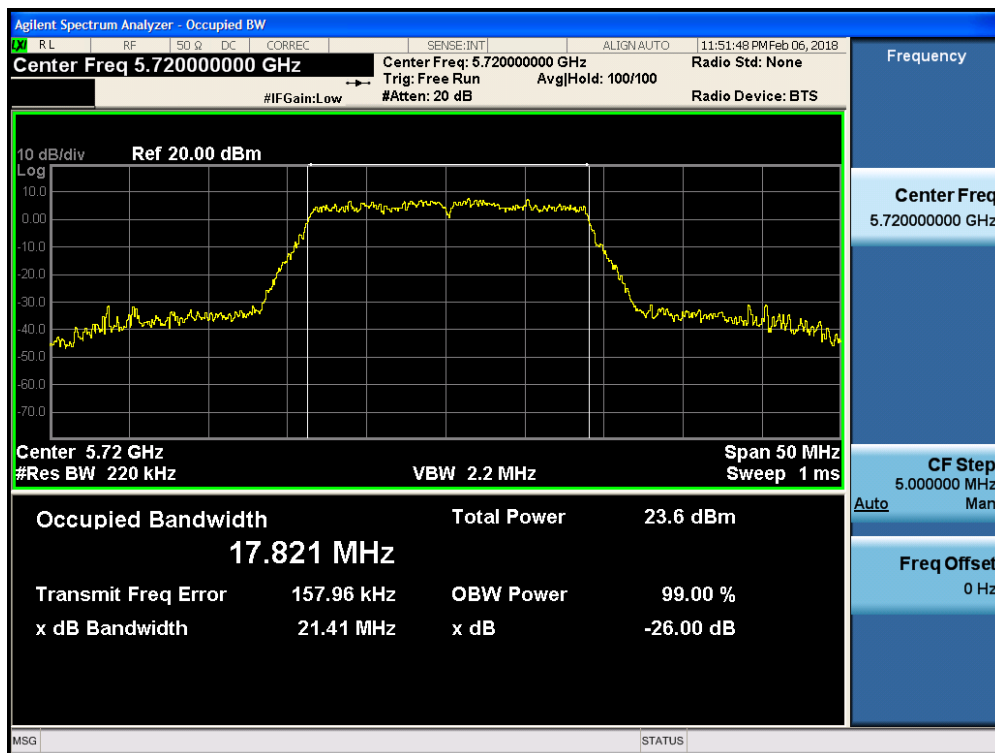


Plot 7-85. 26dB Bandwidth Plot MIMO ANT1 (20MHz BW 802.11n (UNII Band 2C) – Ch. 116)

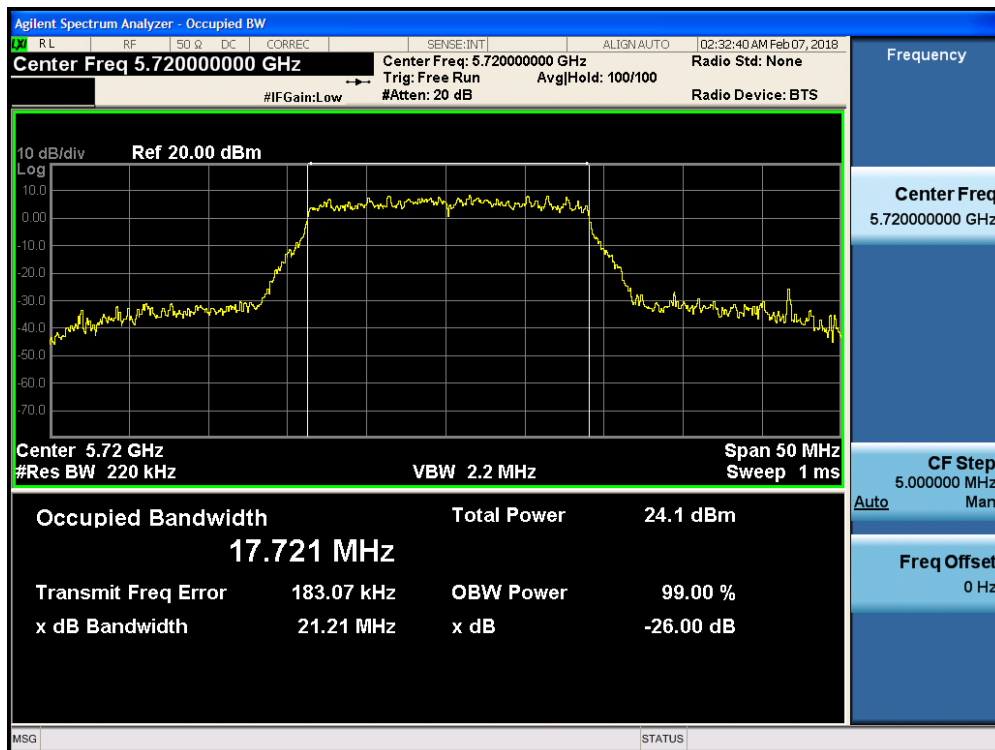


Plot 7-86. 26dB Bandwidth Plot MIMO ANT2 (20MHz BW 802.11n (UNII Band 2C) – Ch. 116)

FCC ID: BCGA1893	PCTEST ENGINEERING LABORATORY, INC.	MEASUREMENT REPORT (CERTIFICATION)	Approved by: Quality Manager
Test Report S/N: 1C1710060005-03-R1.BCG	Test Dates: 10/31-2/20/2018	EUT Type: Tablet Device	Page 62 of 298

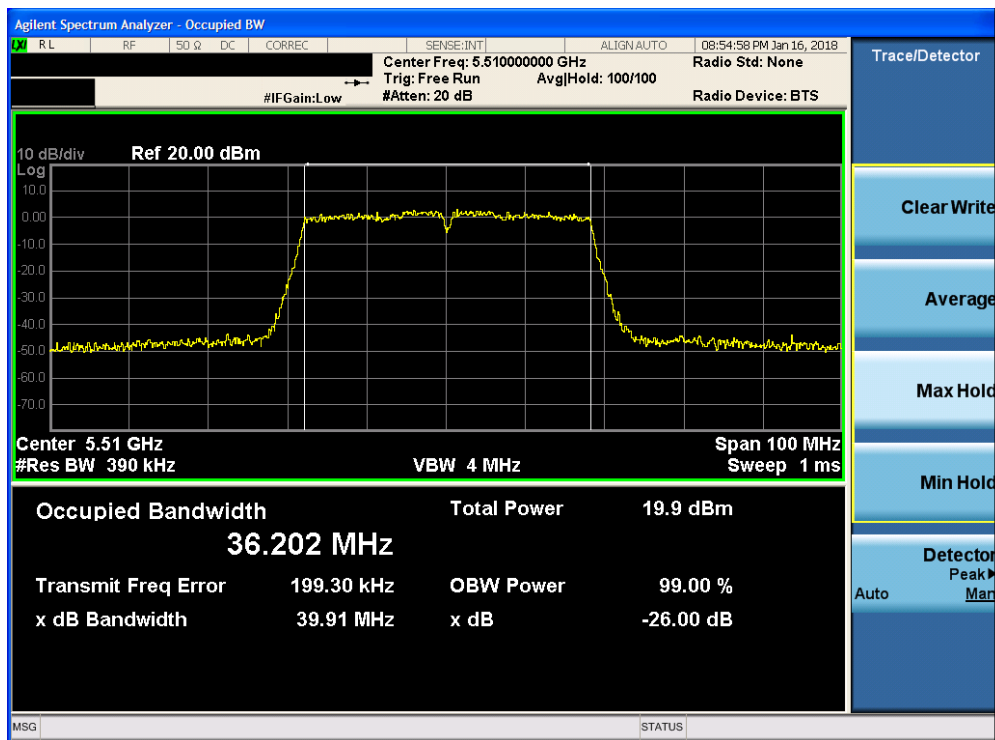


Plot 7-87. 26dB Bandwidth Plot MIMO ANT1 (20MHz BW 802.11n (UNII Band 2C) – Ch. 144)

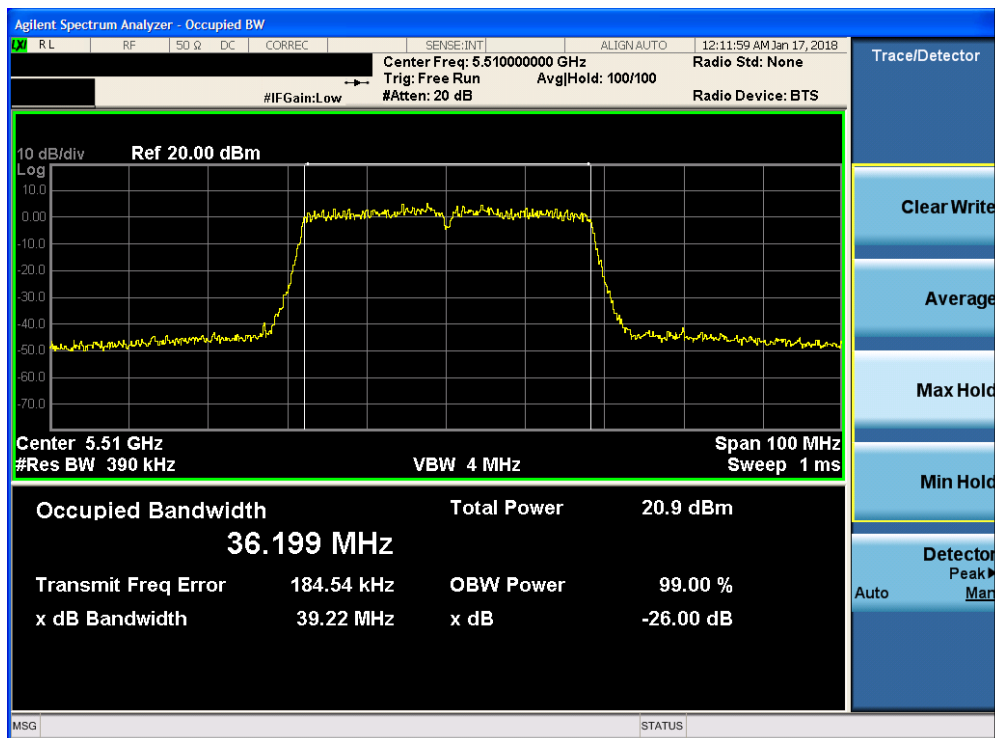


Plot 7-88. 26dB Bandwidth Plot MIMO ANT2 (20MHz BW 802.11n (UNII Band 2C) – Ch. 144)

FCC ID: BCGA1893	PCTEST ENGINEERING LABORATORY, INC.	MEASUREMENT REPORT (CERTIFICATION)	Approved by: Quality Manager
Test Report S/N: 1C1710060005-03-R1.BCG	Test Dates: 10/31-2/20/2018	EUT Type: Tablet Device	Page 63 of 298

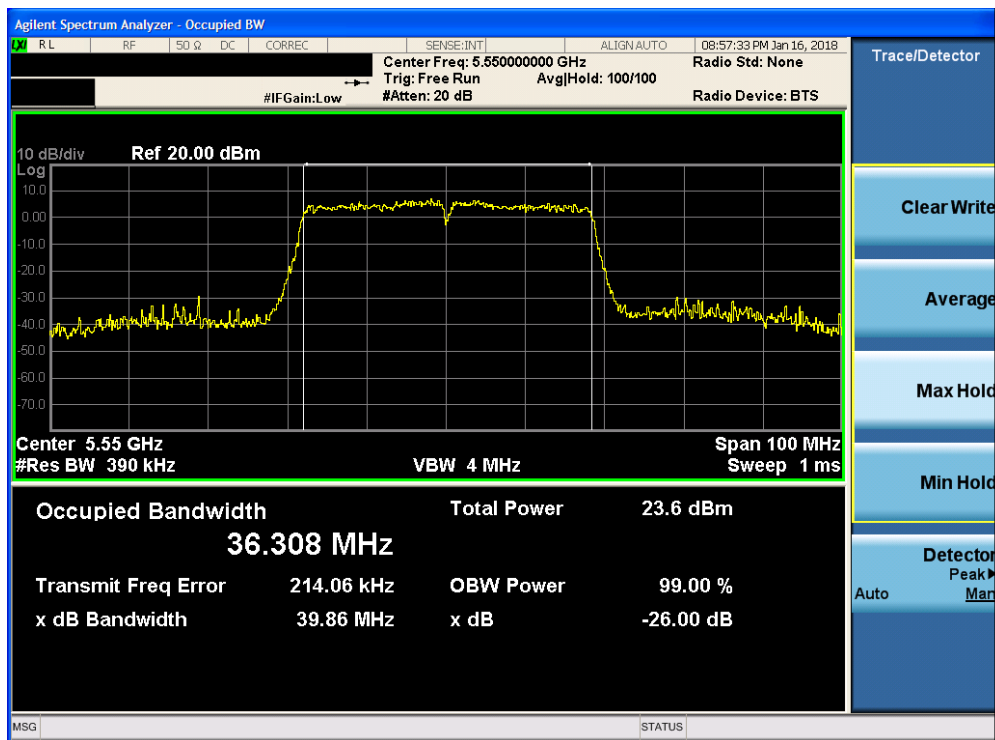


Plot 7-89. 26dB Bandwidth Plot MIMO ANT1 (40MHz BW 802.11n (UNII Band 2C) – Ch. 102)

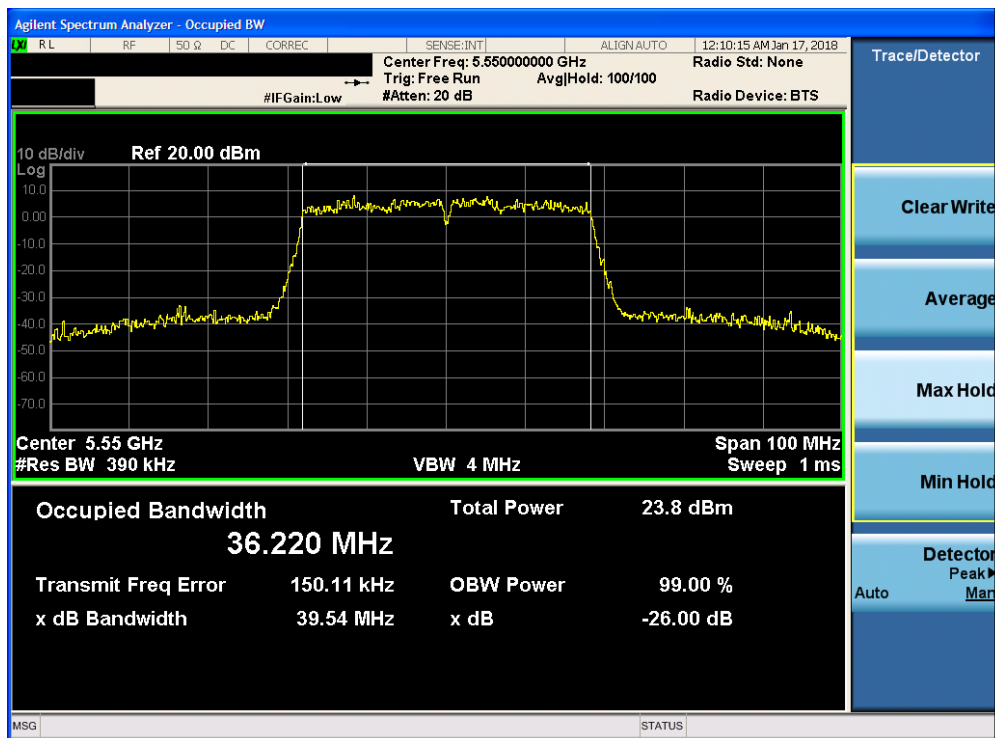


Plot 7-90. 26dB Bandwidth Plot MIMO ANT2 (40MHz BW 802.11n (UNII Band 2C) – Ch. 102)

FCC ID: BCGA1893	MEASUREMENT REPORT (CERTIFICATION)		Approved by: Quality Manager
Test Report S/N: 1C1710060005-03-R1.BCG	Test Dates: 10/31-2/20/2018	EUT Type: Tablet Device	Page 64 of 298

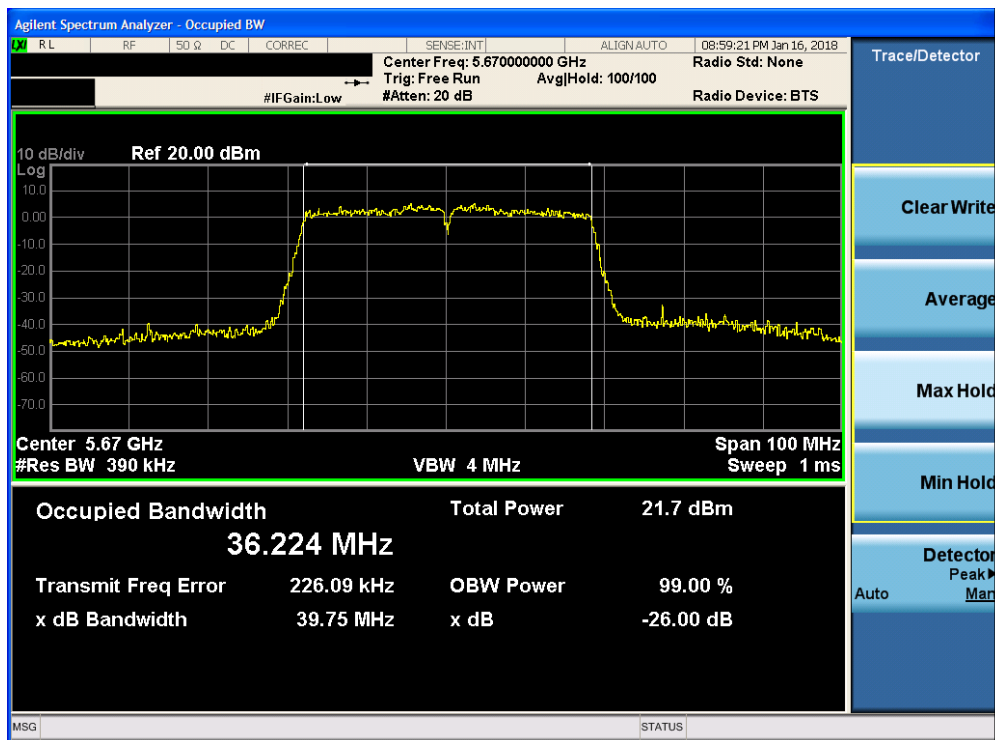


Plot 7-91. 26dB Bandwidth Plot MIMO ANT1 (40MHz BW 802.11n (UNII Band 2C) – Ch. 110)

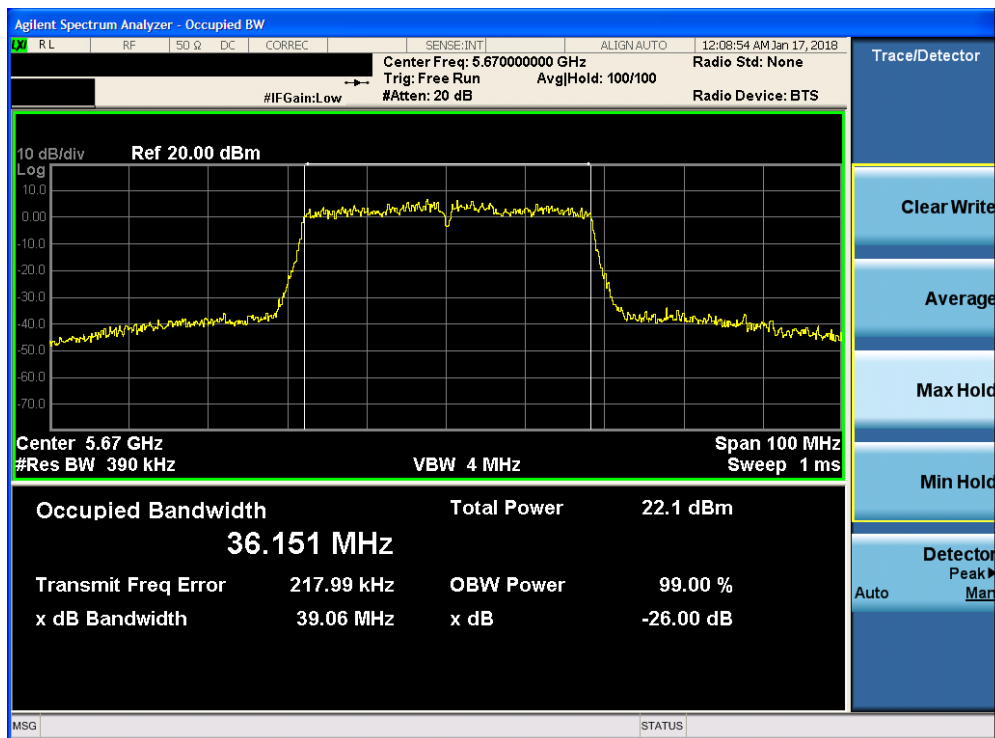


Plot 7-92. 26dB Bandwidth Plot MIMO ANT2 (40MHz BW 802.11n (UNII Band 2C) – Ch. 110)

FCC ID: BCGA1893	PCTEST ENGINEERING LABORATORY, INC.	MEASUREMENT REPORT (CERTIFICATION)	Approved by: Quality Manager
Test Report S/N: 1C1710060005-03-R1.BCG	Test Dates: 10/31-2/20/2018	EUT Type: Tablet Device	Page 65 of 298

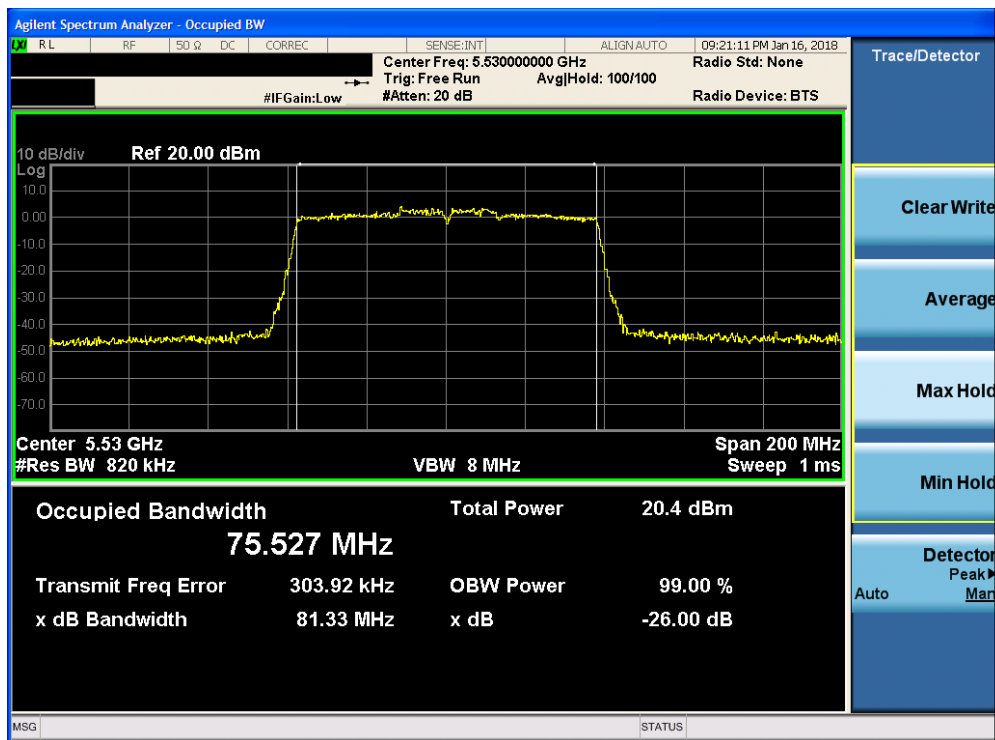


Plot 7-93. 26dB Bandwidth Plot MIMO ANT1 (40MHz BW 802.11n (UNII Band 2C) – Ch. 134)

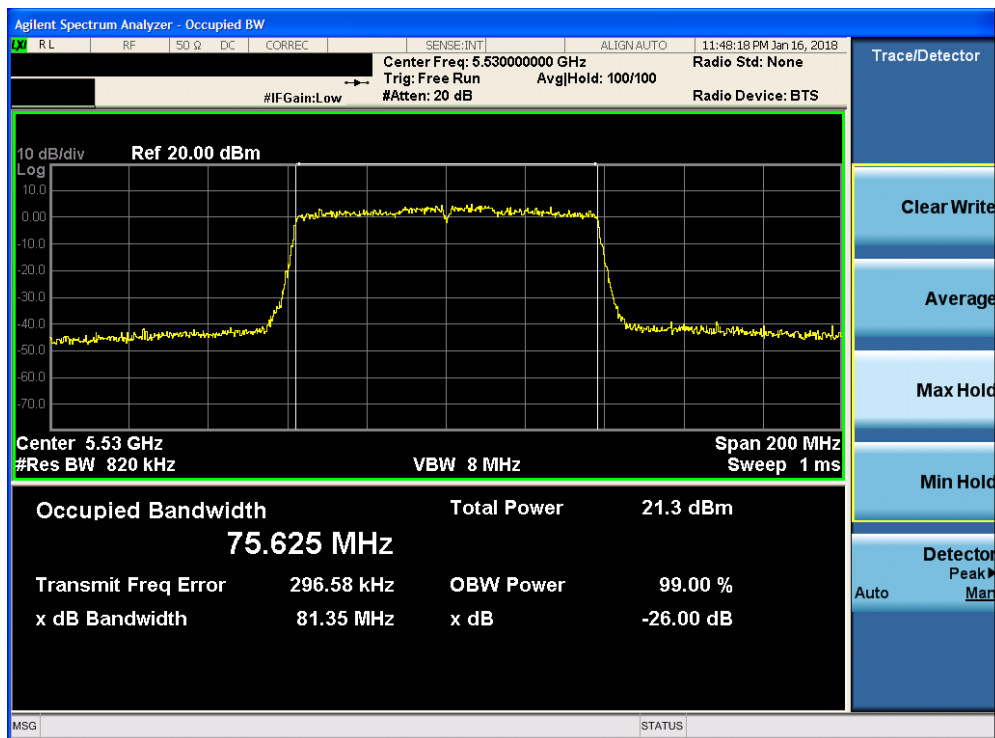


Plot 7-94. 26dB Bandwidth Plot MIMO ANT2 (40MHz BW 802.11n (UNII Band 2C) – Ch. 134)

FCC ID: BCGA1893	PCTEST ENGINEERING LABORATORY, INC.	MEASUREMENT REPORT (CERTIFICATION)	Approved by: Quality Manager
Test Report S/N: 1C1710060005-03-R1.BCG	Test Dates: 10/31-2/20/2018	EUT Type: Tablet Device	Page 66 of 298



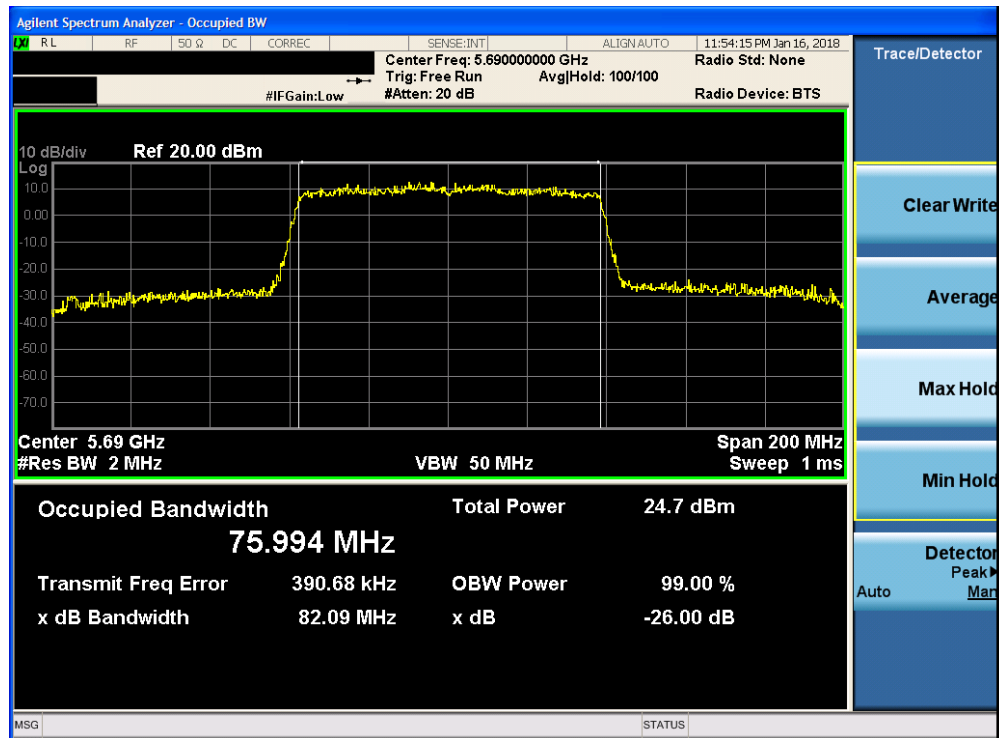
Plot 7-95. 26dB Bandwidth Plot MIMO ANT1 (80MHz BW 802.11ac (UNII Band 2C) – Ch. 106)



Plot 7-96. 26dB Bandwidth Plot MIMO ANT2 (80MHz BW 802.11ac (UNII Band 2C) – Ch. 106)

Plot 7-97. 26dB Bandwidth Plot MIMO ANT1 (80MHz BW 802.11ac (UNII Band 2C) – Ch. 138)

FCC ID: BCGA1893	PCTEST ENGINEERING LABORATORY, INC.	MEASUREMENT REPORT (CERTIFICATION)	Approved by: Quality Manager
Test Report S/N: 1C1710060005-03-R1.BCG	Test Dates: 10/31-2/20/2018	EUT Type: Tablet Device	Page 67 of 298



Plot 7-98. 26dB Bandwidth Plot MIMO ANT2 (80MHz BW 802.11ac (UNII Band 2C) – Ch. 138)

FCC ID: BCGA1893	 MEASUREMENT REPORT (CERTIFICATION)		Approved by: Quality Manager
Test Report S/N: 1C1710060005-03-R1.BCG	Test Dates: 10/31-2/20/2018	EUT Type: Tablet Device	Page 68 of 298

7.3 6dB Bandwidth Measurement – 802.11a/n/ac §15.407 (e); RSS-Gen [6.2]

Test Overview and Limit

The bandwidth at 6dB down from the highest in-band spectral density is measured with a spectrum analyzer connected to the antenna terminal while the EUT is operating at its maximum duty cycle, at its maximum power control level, as defined in ANSI C63.10-2013 and KDB 789033 D02 v01r04, and at the appropriate frequencies. The spectrum analyzer's bandwidth measurement function is configured to measure the 6dB bandwidth.

In the 5.725 – 5.850GHz band, the 6dB bandwidth must be ≥ 500 kHz.

Test Procedure Used

ANSI C63.10-2013 – Section 6.9.2
KDB 789033 D02 v01r04 – Section C

Test Settings

1. The signal analyzers' automatic bandwidth measurement capability was used to perform the 6dB bandwidth measurement. The "X" dB bandwidth parameter was set to $X = 6$. The automatic bandwidth measurement function also has the capability of simultaneously measuring the 99% occupied bandwidth. The bandwidth measurement was not influenced by any intermediate power nulls in the fundamental emission.
2. RBW = 100 kHz
3. VBW $\geq 3 \times$ RBW
4. Detector = Peak
5. Trace mode = max hold
6. Sweep = auto couple

Test Setup

The EUT and measurement equipment were set up as shown in the diagram below.



Figure 7-2. Test Instrument & Measurement Setup

Test Notes

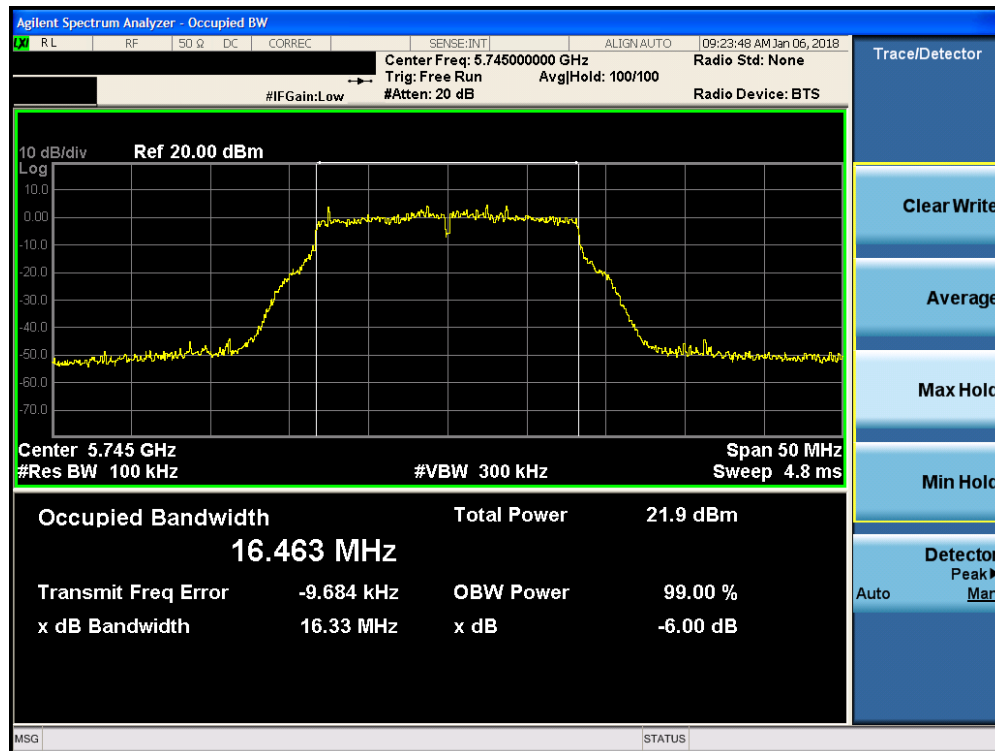
None.

FCC ID: BCGA1893	 MEASUREMENT REPORT (CERTIFICATION)		Approved by: Quality Manager
Test Report S/N: 1C1710060005-03-R1.BCG	Test Dates: 10/31-2/20/2018	EUT Type: Tablet Device	Page 69 of 298

SISO Antenna-1 6 dB Bandwidth Measurements

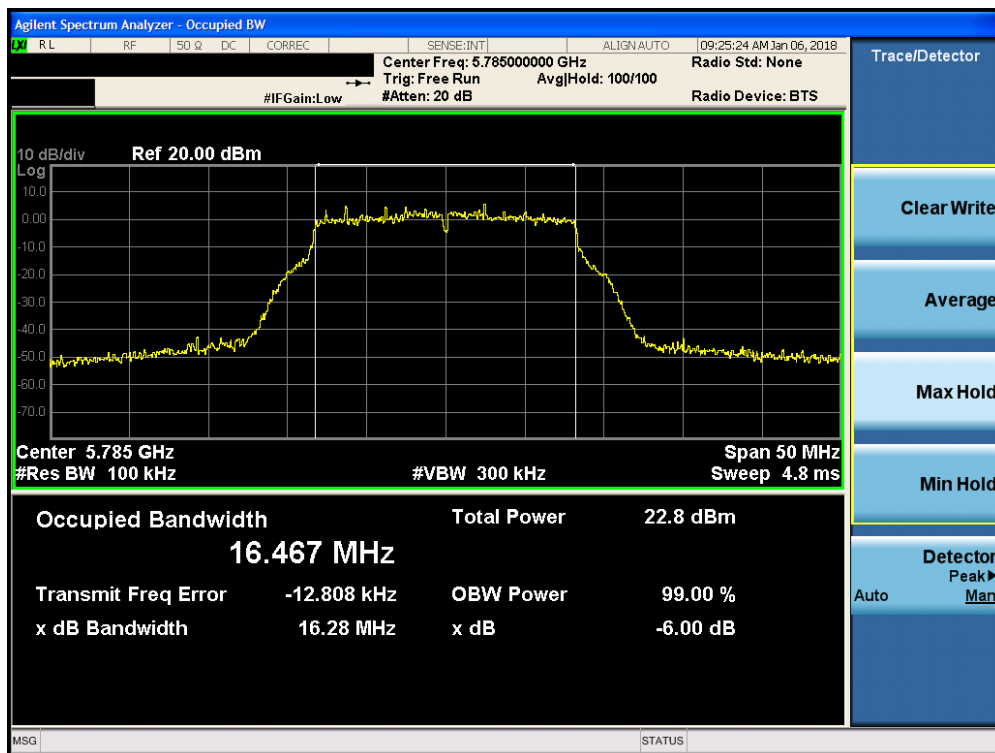
	Frequency [MHz]	Channel No.	802.11 Mode	Data Rate [Mbps]	Measured 6dB Bandwidth [MHz]
Band 3	5745	149	a	6	16.33
	5785	157	a	6	16.28
	5825	165	a	6	16.38
	5745	149	n (20MHz)	6.5/7.2 (MCS0)	17.17
	5785	157	n (20MHz)	6.5/7.2 (MCS0)	17.35
	5825	165	n (20MHz)	6.5/7.2 (MCS0)	17.18
	5755	151	n (40MHz)	13.5/15 (MCS0)	35.53
	5795	159	n (40MHz)	13.5/15 (MCS0)	35.84
	5775	155	ac (80MHz)	29.3/32.5 (MCS0)	75.58

Table 7-5. Conducted Bandwidth Measurements SISO ANT1

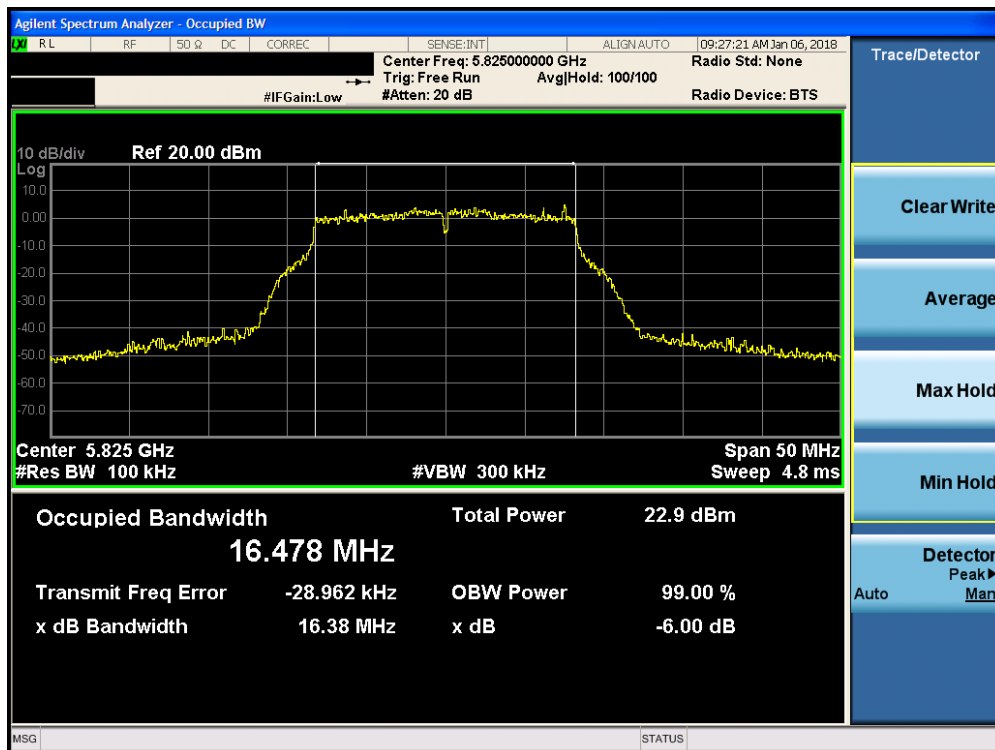


Plot 7-99. 6dB Bandwidth Plot SISO ANT1 (802.11a (UNII Band 3) - Ch. 149)

FCC ID: BCGA1893	PCTEST ENGINEERING LABORATORY, INC.	MEASUREMENT REPORT (CERTIFICATION)	Approved by: Quality Manager
Test Report S/N: 1C1710060005-03-R1.BCG	Test Dates: 10/31-2/20/2018	EUT Type: Tablet Device	Page 70 of 298

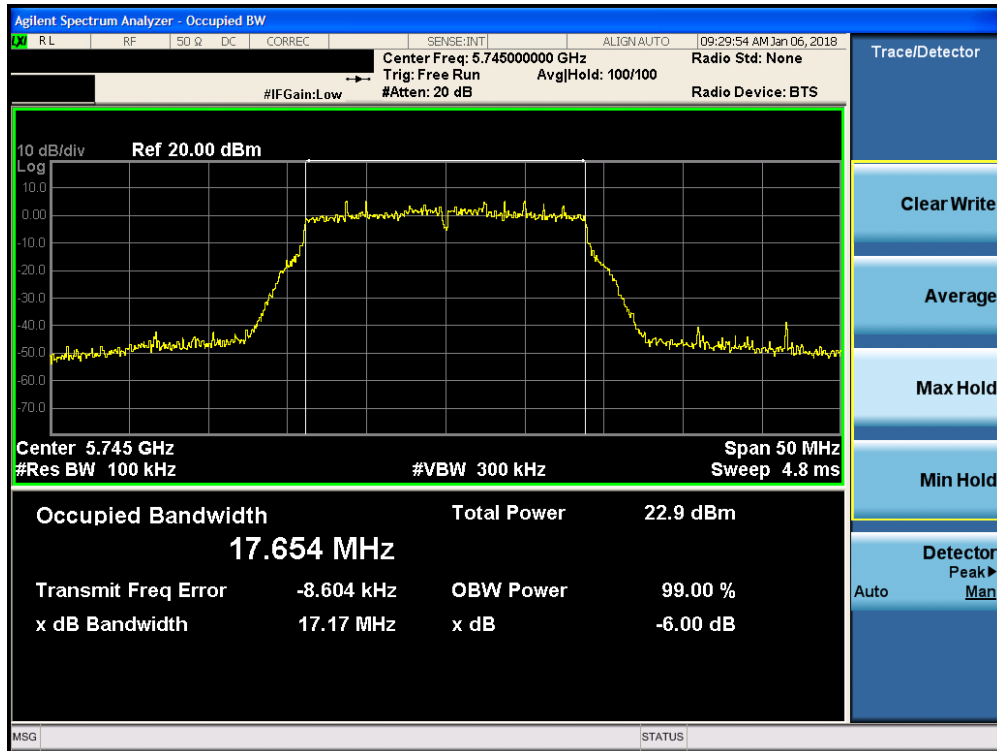


Plot 7-100. 6dB Bandwidth Plot SISO ANT1 (802.11a (UNII Band 3) – Ch. 157)

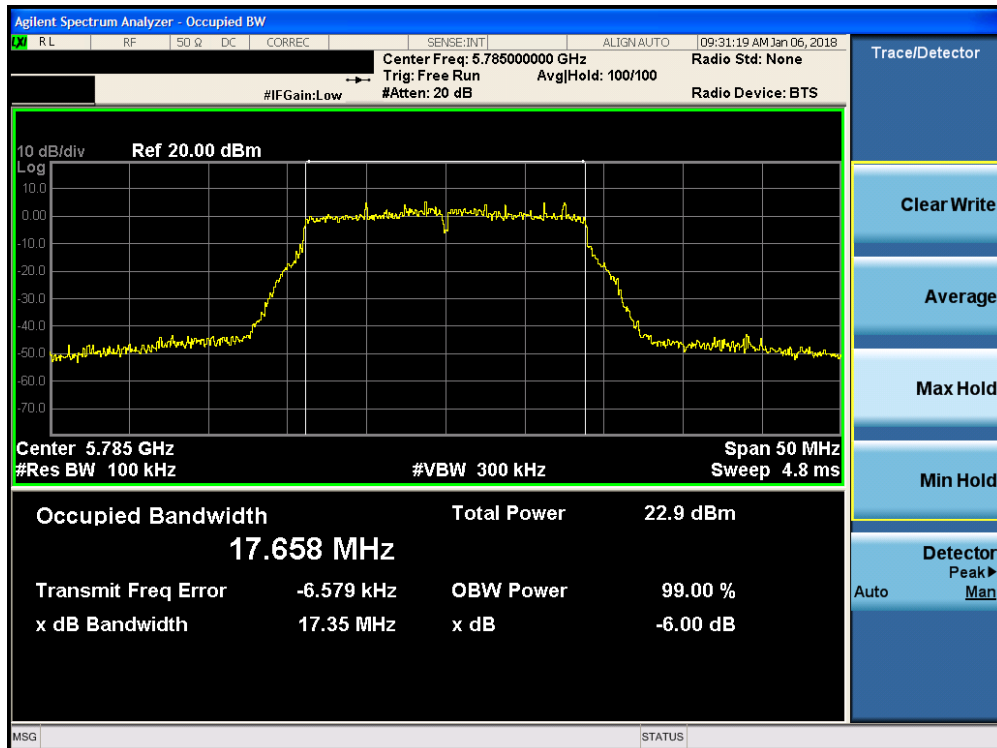


Plot 7-101. 6dB Bandwidth Plot SISO ANT1 (802.11a (UNII Band 3) – Ch. 165)

FCC ID: BCGA1893	MEASUREMENT REPORT (CERTIFICATION)		Approved by: Quality Manager
Test Report S/N: 1C1710060005-03-R1.BCG	Test Dates: 10/31-2/20/2018	EUT Type: Tablet Device	Page 71 of 298

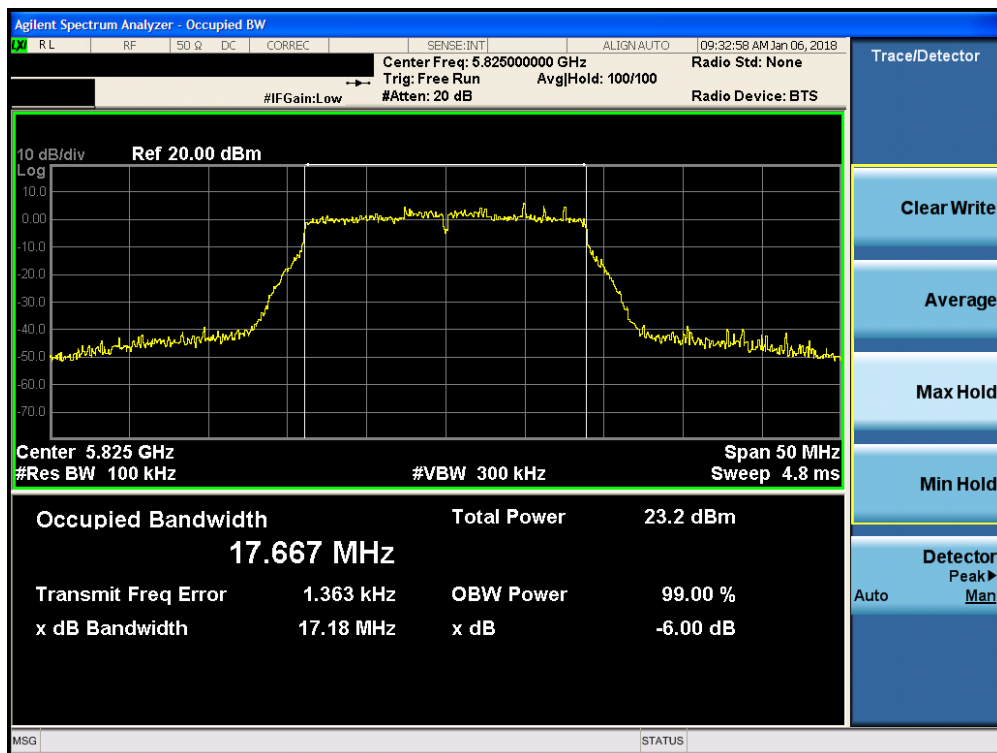


Plot 7-102. 6dB Bandwidth Plot SISO ANT1 (20MHz BW 802.11n (UNII Band 3) – Ch. 149)

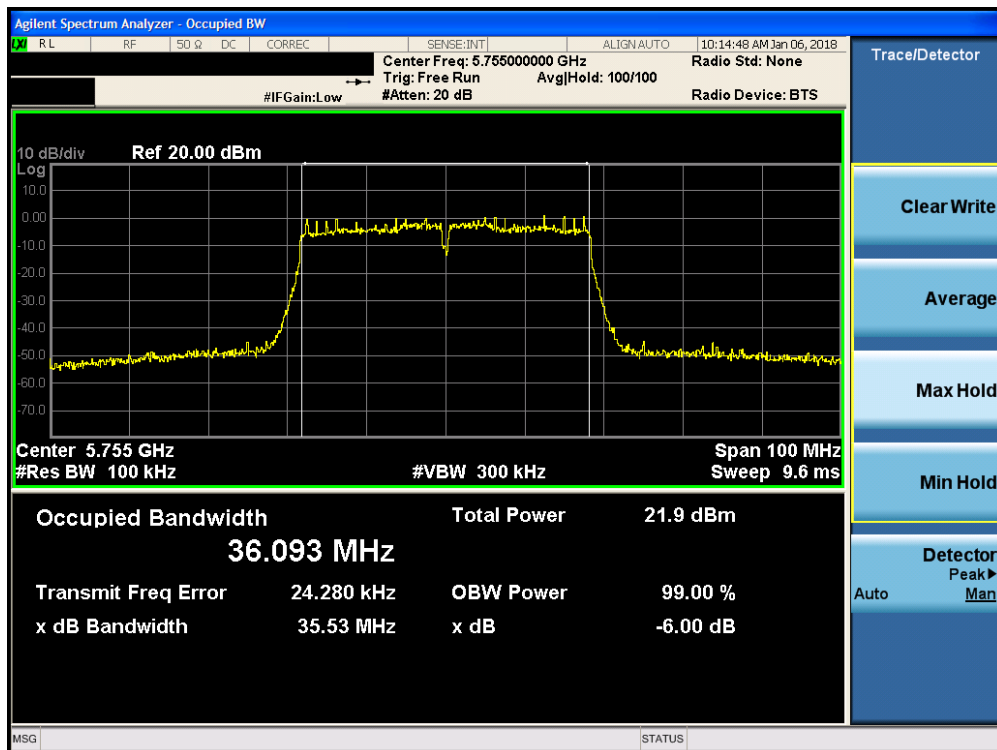


Plot 7-103. 6dB Bandwidth Plot SISO ANT1 (20MHz BW 802.11n (UNII Band 3) – Ch. 157)

FCC ID: BCGA1893	PCTEST ENGINEERING LABORATORY, INC.	MEASUREMENT REPORT (CERTIFICATION)	Approved by: Quality Manager
Test Report S/N: 1C1710060005-03-R1.BCG	Test Dates: 10/31-2/20/2018	EUT Type: Tablet Device	Page 72 of 298

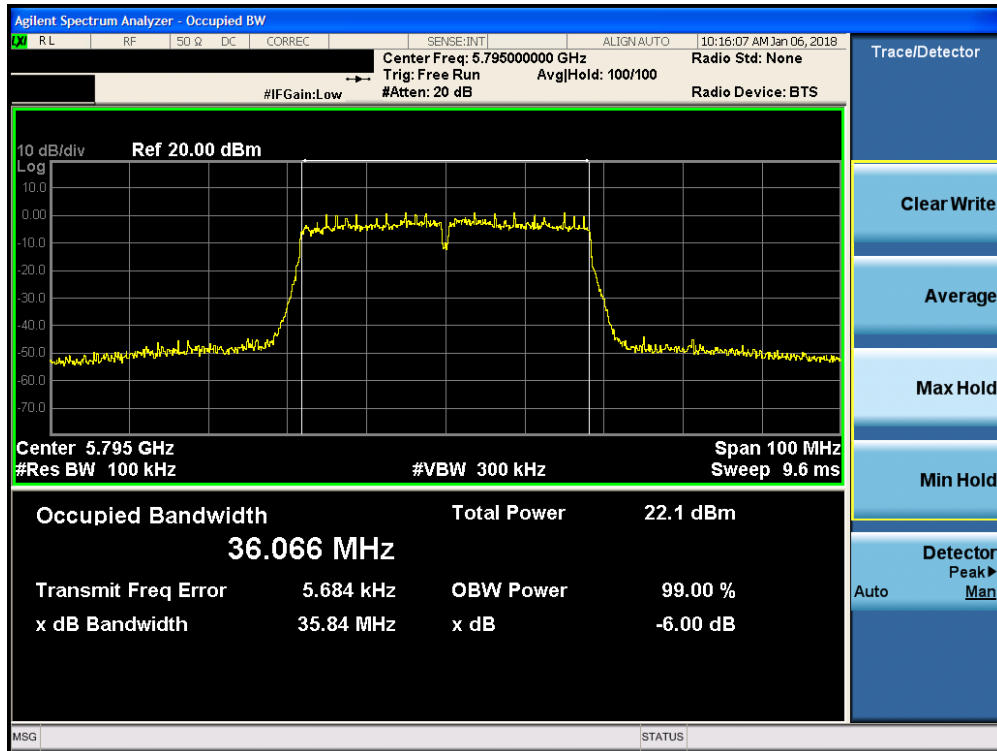


Plot 7-104. 6dB Bandwidth Plot SISO ANT1 (20MHz BW 802.11n (UNII Band 3) – Ch. 165)

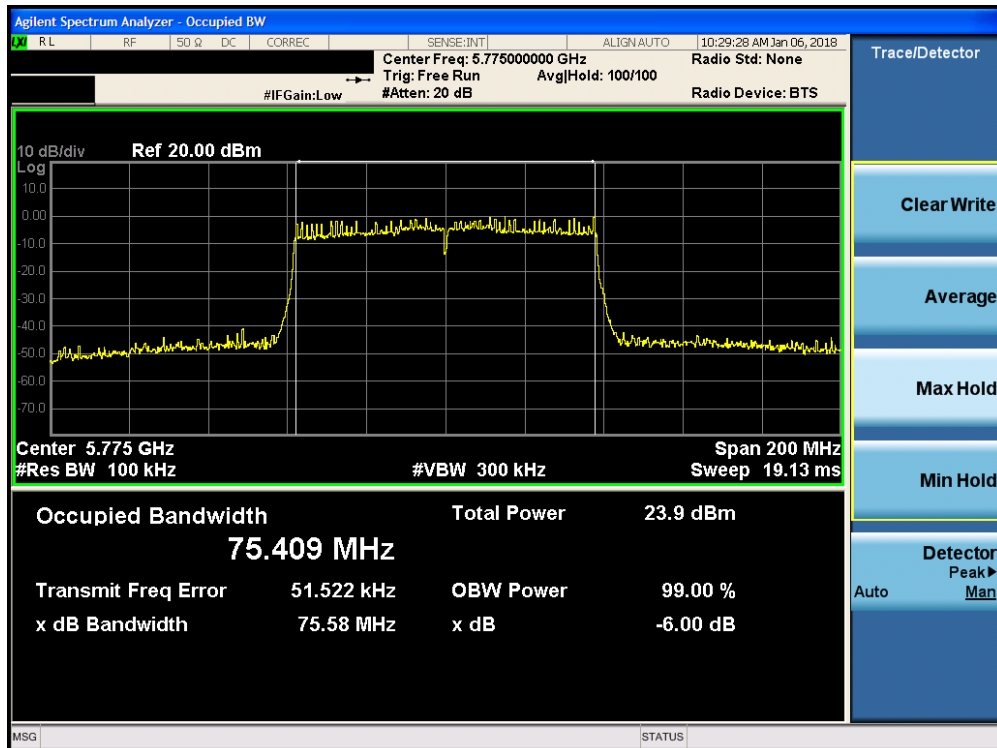


Plot 7-105. 6dB Bandwidth Plot SISO ANT1 (40MHz BW 802.11n (UNII Band 3) – Ch. 151)

FCC ID: BCGA1893	MEASUREMENT REPORT (CERTIFICATION)		Approved by: Quality Manager
Test Report S/N: 1C1710060005-03-R1.BCG	Test Dates: 10/31-2/20/2018	EUT Type: Tablet Device	Page 73 of 298



Plot 7-106. 6dB Bandwidth Plot SISO ANT1 (40MHz BW 802.11n (UNII Band 3) – Ch. 159)



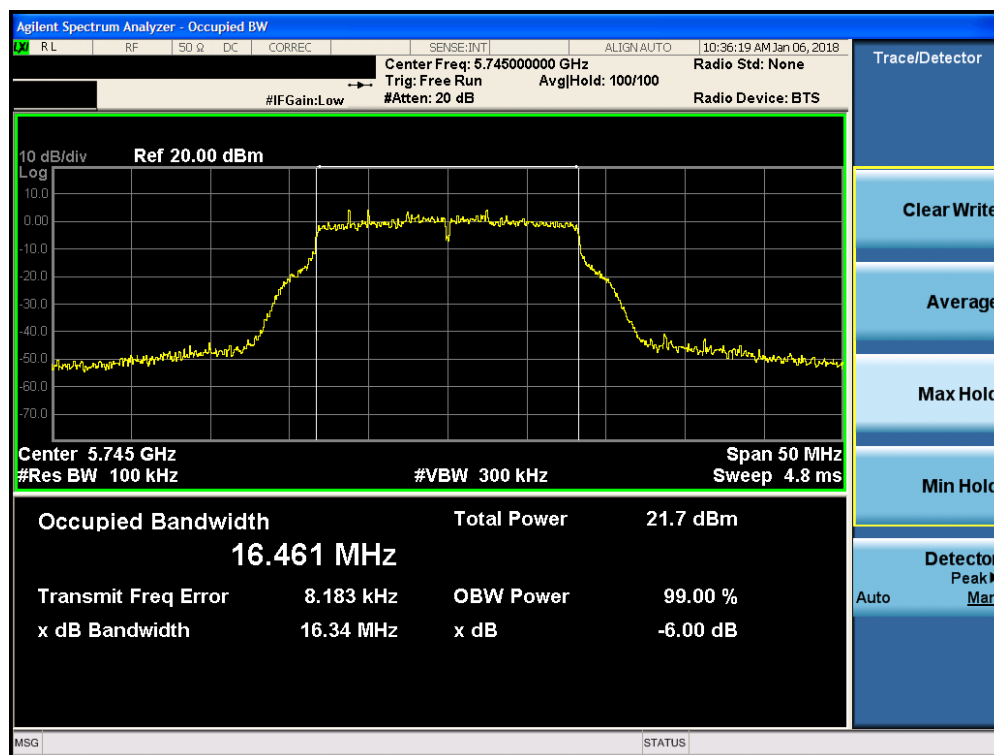
Plot 7-107. 6dB Bandwidth Plot SISO ANT1 (80MHz BW 802.11ac (UNII Band 3) – Ch. 155)

FCC ID: BCGA1893	 MEASUREMENT REPORT (CERTIFICATION)		Approved by: Quality Manager
Test Report S/N: 1C1710060005-03-R1.BCG	Test Dates: 10/31-2/20/2018	EUT Type: Tablet Device	Page 74 of 298

SISO Antenna-2 6dB Bandwidth Measurements

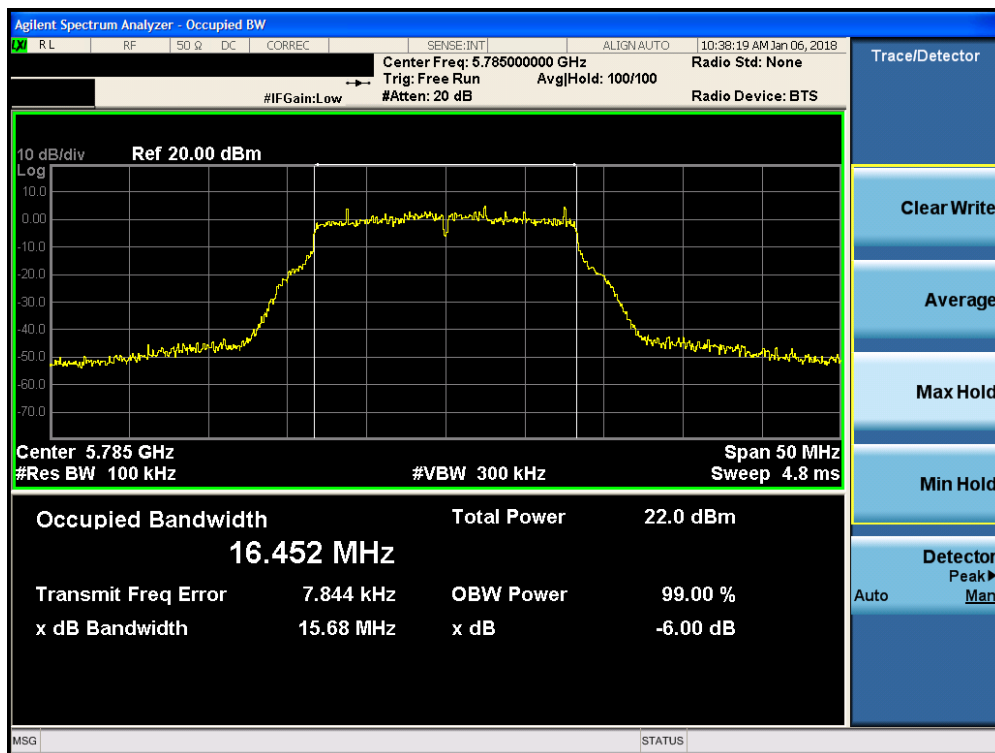
	Frequency [MHz]	Channel No.	802.11 Mode	Data Rate [Mbps]	Measured 6dB Bandwidth [MHz]
Band 3	5745	149	a	6	16.34
	5785	157	a	6	15.68
	5825	165	a	6	16.31
	5745	149	n (20MHz)	6.5/7.2 (MCS0)	16.98
	5785	157	n (20MHz)	6.5/7.2 (MCS0)	16.32
	5825	165	n (20MHz)	6.5/7.2 (MCS0)	17.16
	5755	151	n (40MHz)	13.5/15 (MCS0)	35.50
	5795	159	n (40MHz)	13.5/15 (MCS0)	35.79
	5775	155	ac (80MHz)	29.3/32.5 (MCS0)	75.72

Table 7-6. Conducted Bandwidth Measurements SISO ANT2

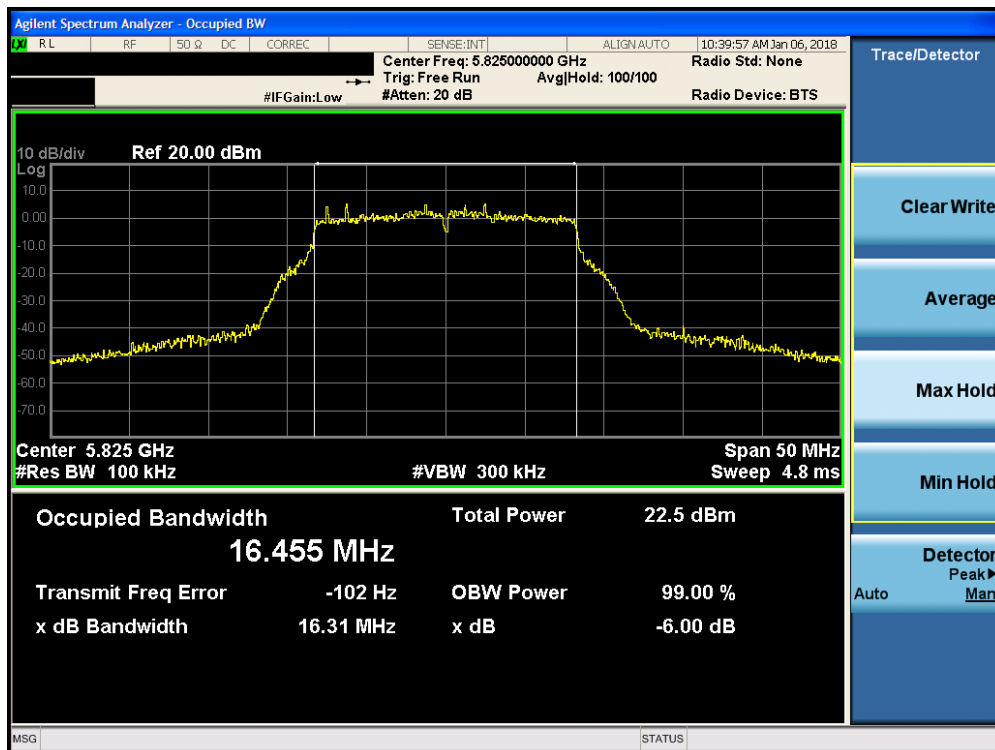


Plot 7-108. 6dB Bandwidth Plot SISO ANT2 (802.11a (UNII Band 3) – Ch. 149)

FCC ID: BCGA1893	PCTEST ENGINEERING LABORATORY, INC.	MEASUREMENT REPORT (CERTIFICATION)	Approved by: Quality Manager
Test Report S/N: 1C1710060005-03-R1.BCG	Test Dates: 10/31-2/20/2018	EUT Type: Tablet Device	Page 75 of 298

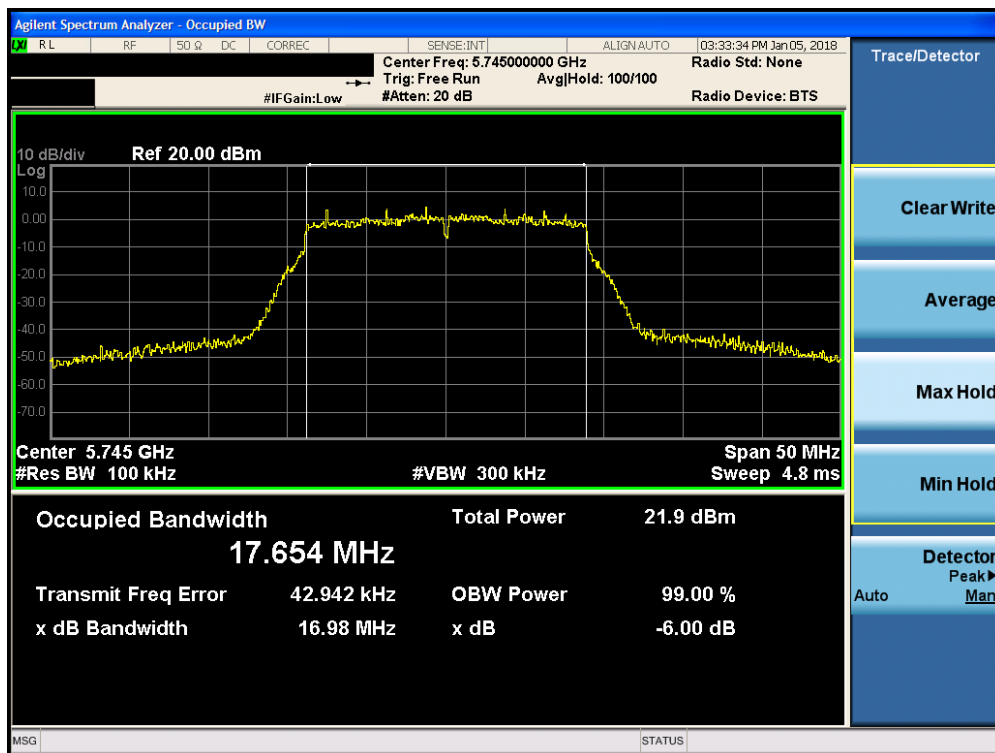


Plot 7-109. 6dB Bandwidth Plot SISO ANT2 (802.11a (UNII Band 3) – Ch. 157)

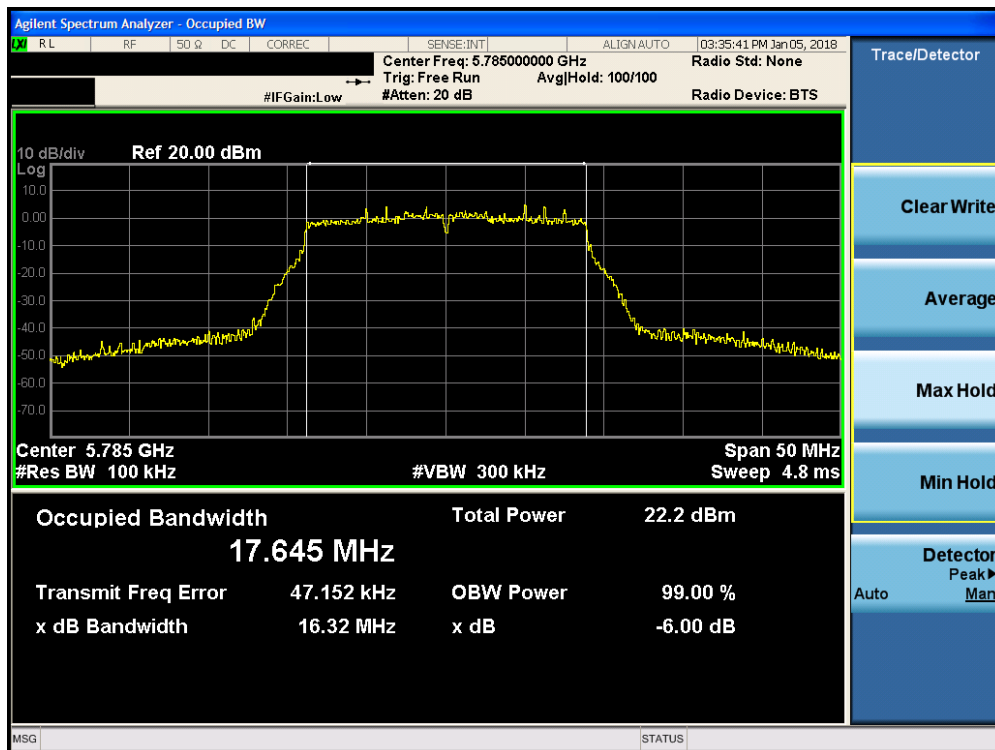


Plot 7-110. 6dB Bandwidth Plot SISO ANT2 (802.11a (UNII Band 3) – Ch. 165)

FCC ID: BCGA1893	MEASUREMENT REPORT (CERTIFICATION)		Approved by: Quality Manager
Test Report S/N: 1C1710060005-03-R1.BCG	Test Dates: 10/31-2/20/2018	EUT Type: Tablet Device	Page 76 of 298

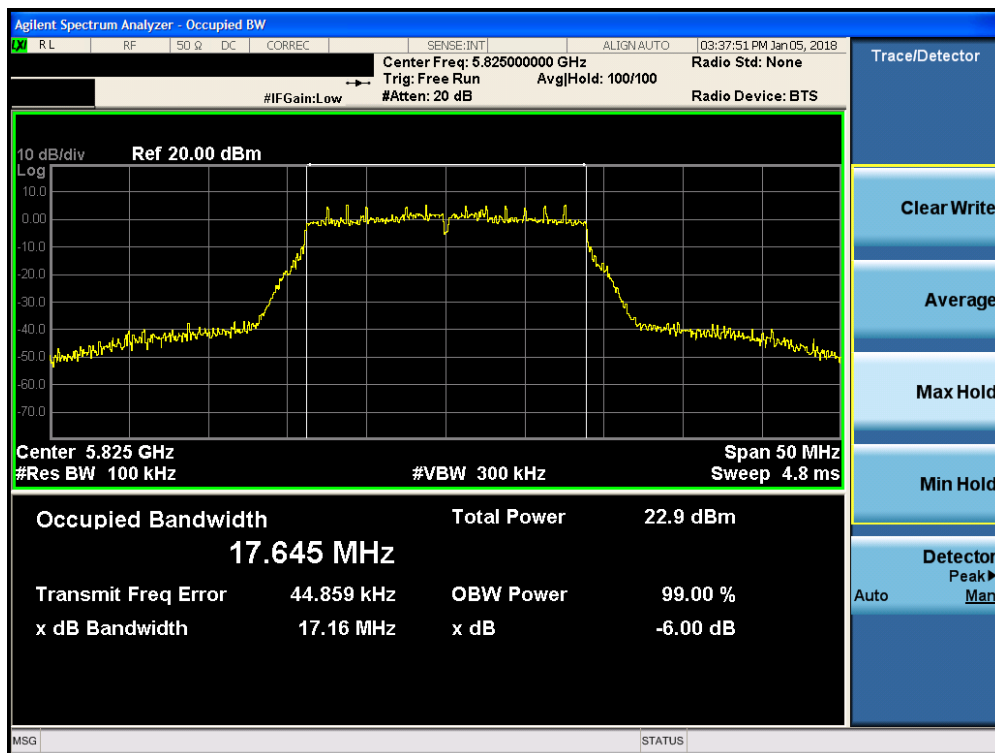


Plot 7-111. 6dB Bandwidth Plot SISO ANT2 (20MHz BW 802.11n (UNII Band 3) – Ch. 149)

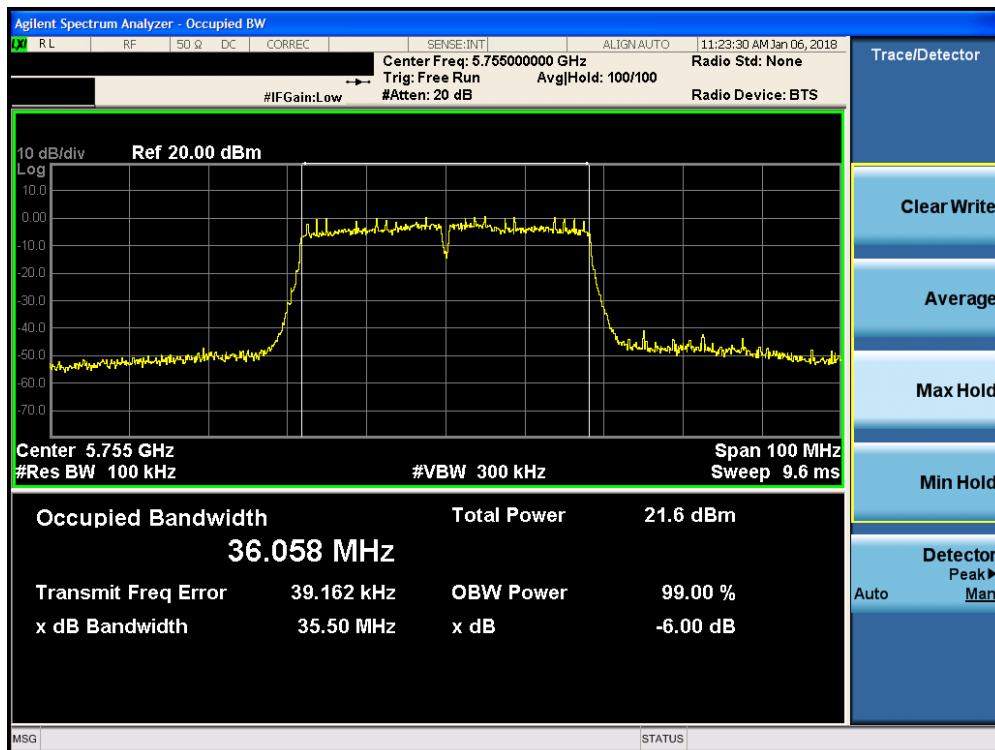


Plot 7-112. 6dB Bandwidth Plot SISO ANT2 (20MHz BW 802.11n (UNII Band 3) – Ch. 157)

FCC ID: BCGA1893	PCTEST ENGINEERING LABORATORY, INC.	MEASUREMENT REPORT (CERTIFICATION)	Approved by: Quality Manager
Test Report S/N: 1C1710060005-03-R1.BCG	Test Dates: 10/31-2/20/2018	EUT Type: Tablet Device	Page 77 of 298

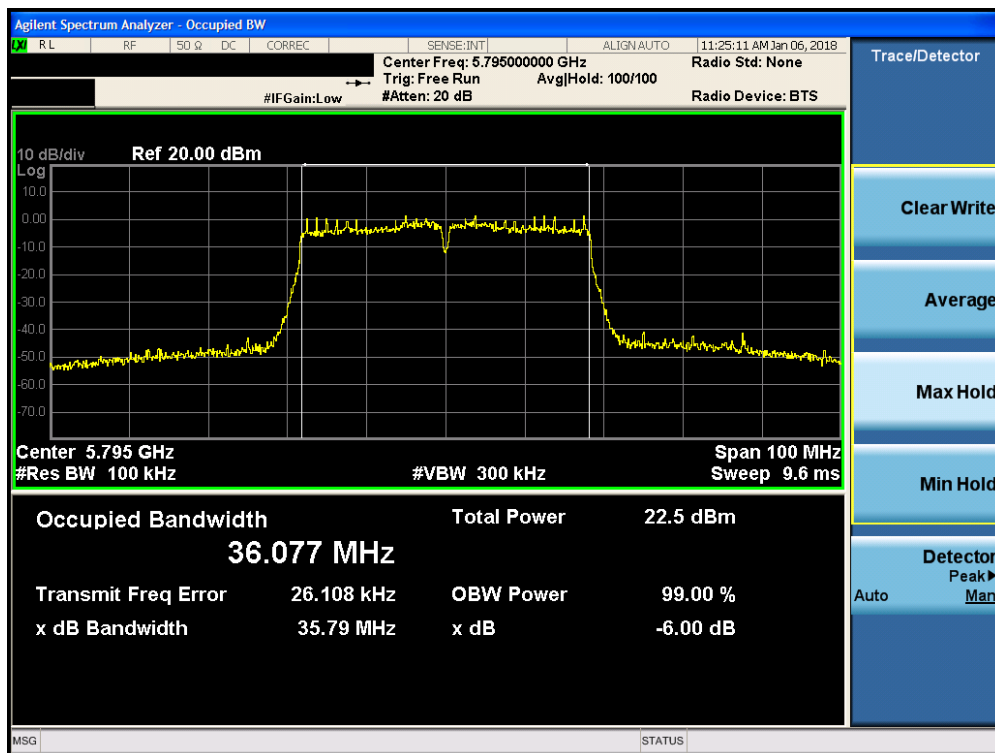


Plot 7-113. 6dB Bandwidth Plot SISO ANT2 (20MHz BW 802.11n (UNII Band 3) – Ch. 165)

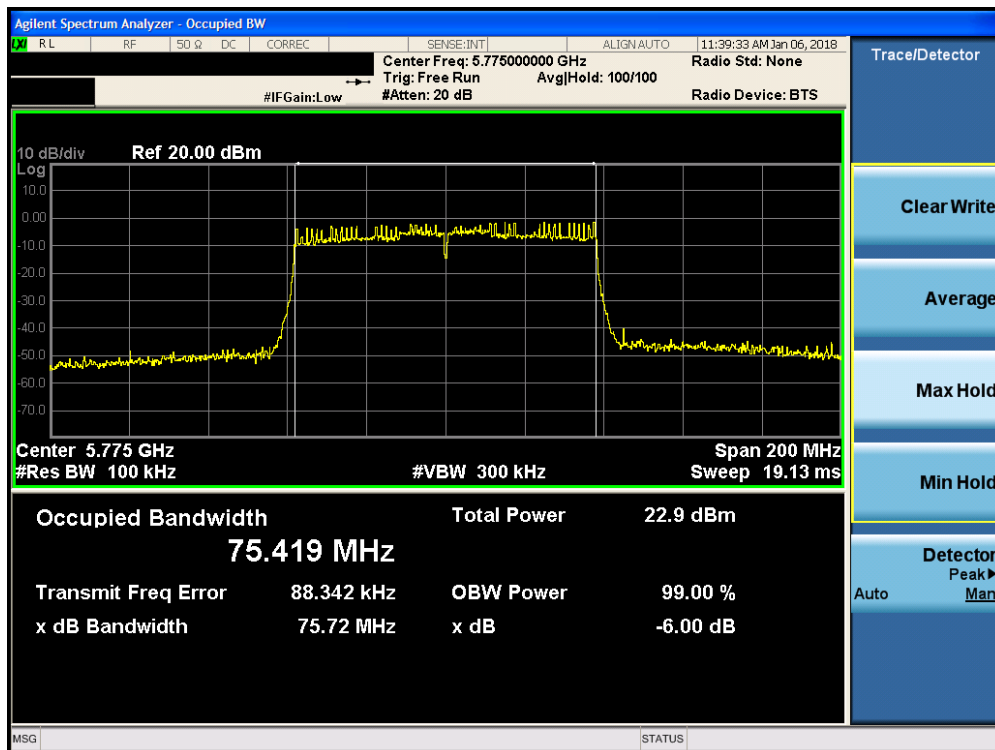


Plot 7-114. 6dB Bandwidth Plot SISO ANT2 (40MHz BW 802.11n (UNII Band 3) – Ch. 151)

FCC ID: BCGA1893	MEASUREMENT REPORT (CERTIFICATION)		Approved by: Quality Manager
Test Report S/N: 1C1710060005-03-R1.BCG	Test Dates: 10/31-2/20/2018	EUT Type: Tablet Device	Page 78 of 298



Plot 7-115. 6dB Bandwidth Plot SISO ANT2 (40MHz BW 802.11n (UNII Band 3) – Ch. 159)



Plot 7-116. 6dB Bandwidth Plot SISO ANT2 (80MHz BW 802.11ac (UNII Band 3) – Ch. 155)

FCC ID: BCGA1893	MEASUREMENT REPORT (CERTIFICATION)		Approved by: Quality Manager
Test Report S/N: 1C1710060005-03-R1.BCG	Test Dates: 10/31-2/20/2018	EUT Type: Tablet Device	Page 79 of 298

MIMO 6dB Bandwidth Measurements

	Frequency [MHz]	Channel No.	802.11 Mode	Data Rate [Mbps]	Measured 6dB Bandwidth [MHz]	
					ANT1	ANT2
Band 3	5745	149	n (20MHz)	6.5/7.2 (MCS0)	16.72	17.58
	5785	157	n (20MHz)	6.5/7.2 (MCS0)	17.57	17.59
	5825	165	n (20MHz)	6.5/7.2 (MCS0)	17.15	17.29
	5755	151	n (40MHz)	13.5/15 (MCS0)	35.66	36.13
	5795	159	n (40MHz)	13.5/15 (MCS0)	35.72	36.11
	5775	155	ac (80MHz)	29.3/32.5 (MCS0)	75.60	75.36

Table 7-7. Conducted Bandwidth Measurements MIMO

FCC ID: BCGA1893	 MEASUREMENT REPORT (CERTIFICATION)		Approved by: Quality Manager
Test Report S/N: 1C1710060005-03-R1.BCG	Test Dates: 10/31-2/20/2018	EUT Type: Tablet Device	Page 80 of 298