



10. SETUP PHOTOS

RADIATED EMISSION BELOW 30 MHz





OPERATING W/BIG




OPERATING W/SMALL




RADIATED EMISSION ABOVE 30 MHz



OPERATING W/BIG




OPERATING W/SMALL



AC MAINS LINE CONDUCTED EMISSION POWERED FROM AC ADAPTER

LINE CONDUCTED EMISSION (FRONT - STANDBY)




LINE CONDUCTED EMISSION (BACK - STANDBY)



OPERATING W/BIG



LINE CONDUCTED EMISSION (FRONT - OPERATING)



LINE CONDUCTED EMISSION (BACK - OPERATING)



OPERATING W/SMALL



AC MAINS LINE CONDUCTED EMISSION POWERED FROM LAPTOP

LINE CONDUCTED EMISSION (FRONT - STANDBY)



LINE CONDUCTED EMISSION (BACK - STANDBY)



OPERATING W/BIG



LINE CONDUCTED EMISSION (FRONT - OPERATING)



LINE CONDUCTED EMISSION (BACK - OPERATING)



OPERATING W/SMALL



END OF REPORT