

RESULTS

ID:	39472	Date:	1/30/17
------------	-------	--------------	---------

Bandwidth, Antenna Gain, and Limits

Channel	Frequency (MHz)	Min 26 dB BW (MHz)	Min 99% BW (MHz)	Directional Gain (dBi)	Power Limit (dBm)	PSD Limit (dBm)
Low	5510	40.72	36.193	3.10	24.00	11.00
Mid	5550	40.64	36.193	3.10	24.00	11.00
High	5670	40.80	36.356	3.10	24.00	11.00

Duty Cycle CF (dB)	0.11	Included in Calculations of Corr'd PSD
---------------------------	------	---

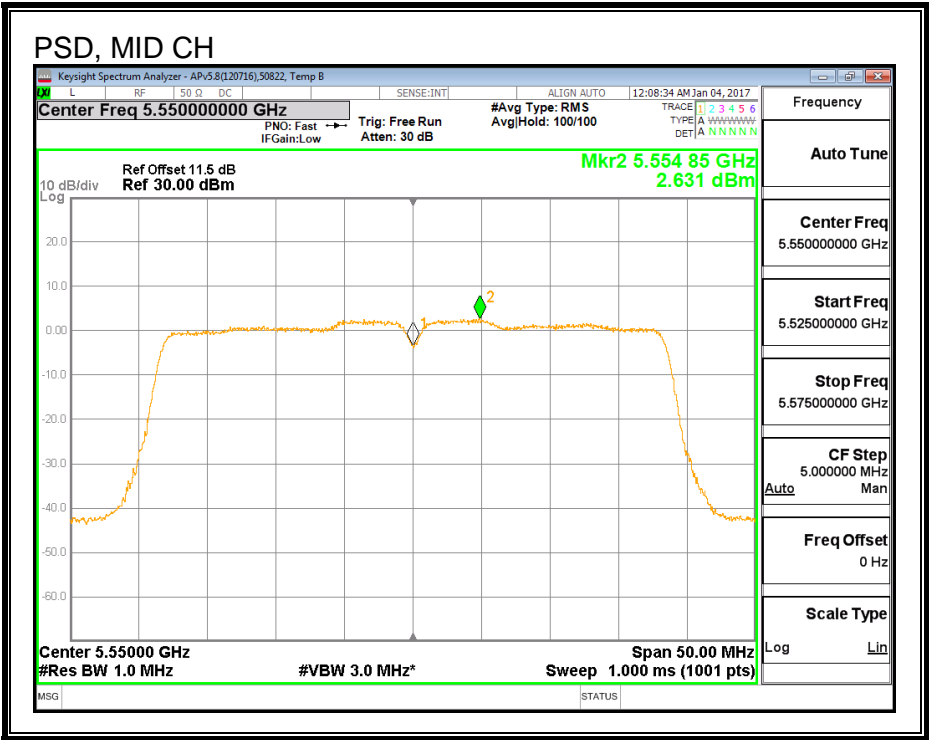
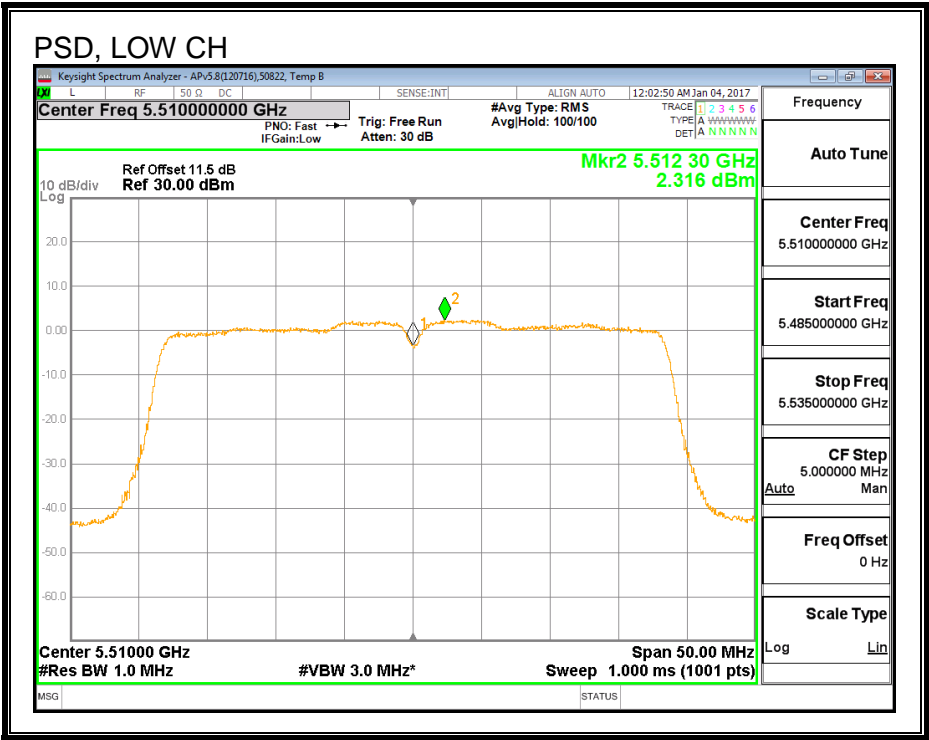
Output Power Results

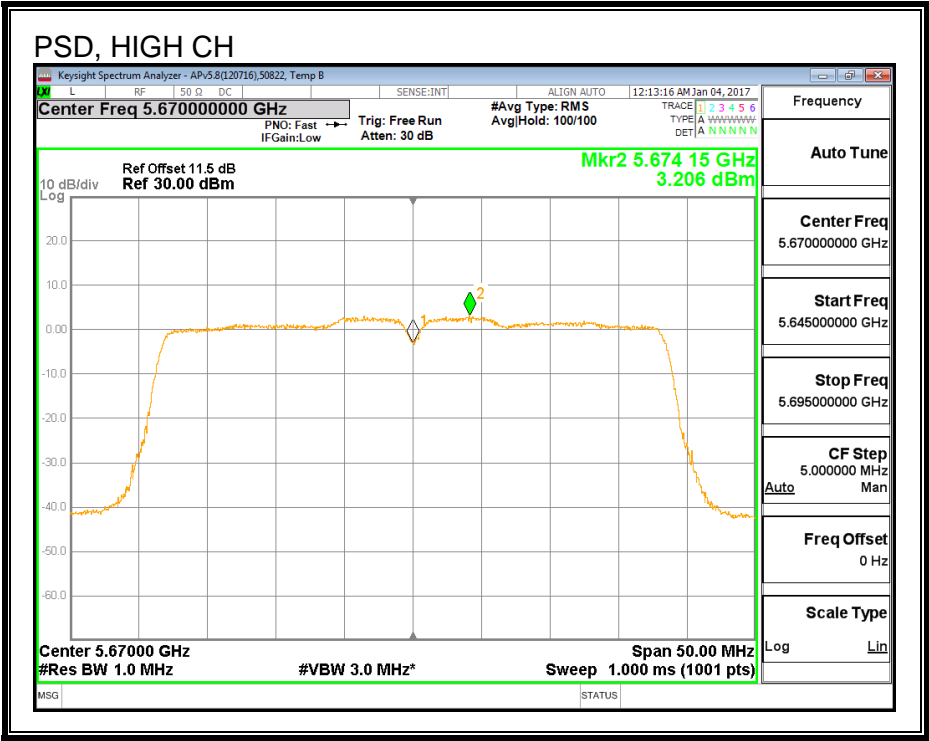
Channel	Frequency (MHz)	Ant B Meas Power (dBm)	Total Corr'd Power (dBm)	Power Limit (dBm)	Power Margin (dB)
Low	5510	14.37	14.37	24.00	-9.63
Mid	5550	14.74	14.74	24.00	-9.27
High	5670	14.89	14.89	24.00	-9.11

PSD Results

Channel	Frequency (MHz)	Ant B Meas PSD (dBm)	Total Corr'd PSD (dBm)	PSD Limit (dBm)	PSD Margin (dB)
Low	5510	2.32	2.43	11.00	-8.57
Mid	5550	2.63	2.74	11.00	-8.26
High	5670	3.21	3.32	11.00	-7.68

PSD





8.35. 802.11ac VHT40 ANTENNA B STRADDLE CH 142 RESULTS

8.35.1. OUTPUT POWER AND PSD

UNII-2C BAND

Bandwidth, Antenna Gain, and Limits

Channel	Frequency (MHz)	Min 26 dB BW (MHz)	Directional Gain for Power (dBi)	Directional Gain for PSD (dBi)	Power Limit (dBm)	PSD Limit (dBm)
142	5710	35.36	3.10	3.10	24.00	11.00

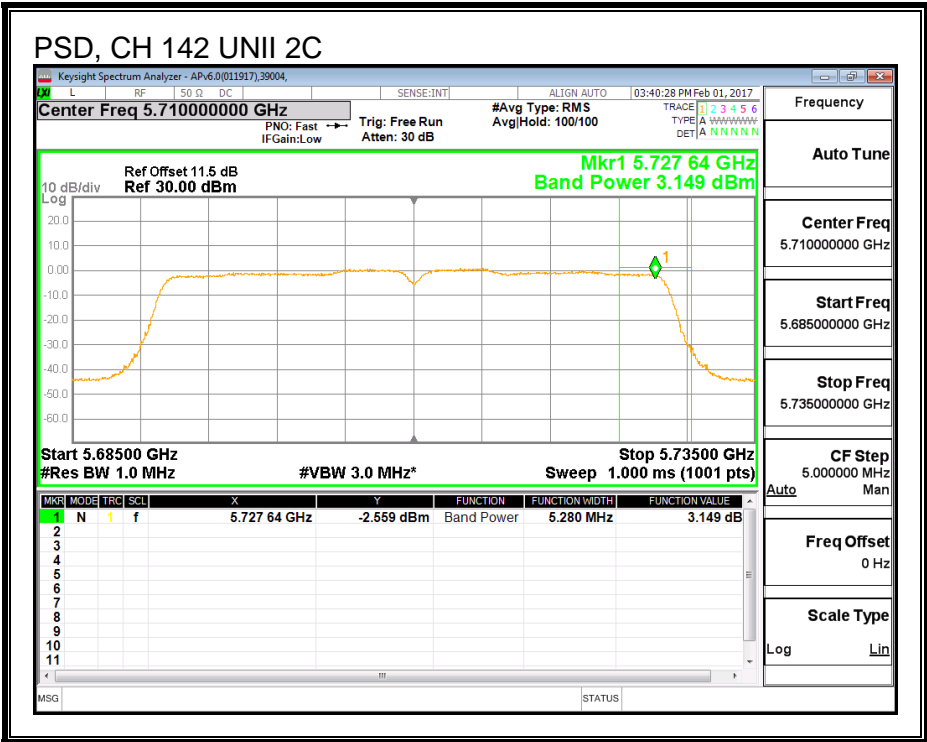
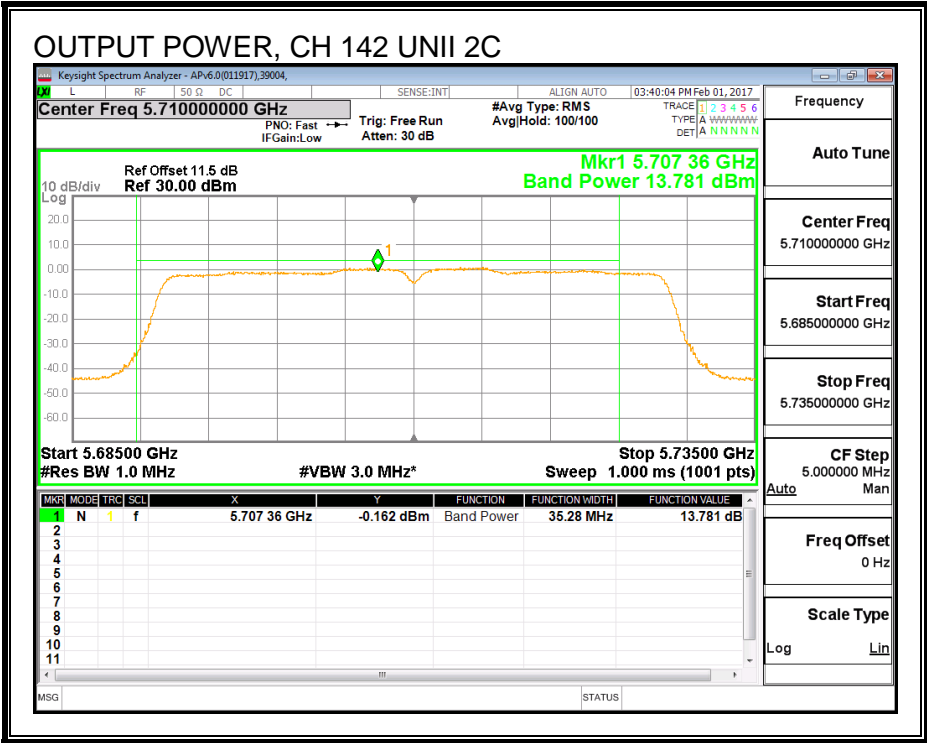
Duty Cycle CF (dB)	0.11	Included in Calculations of Corr'd Power & PSD
--------------------	------	--

Output Power Results

Channel	Frequency (MHz)	Ant B Meas Power (dBm)	Total Corr'd Power (dBm)	Power Limit (dBm)	Power Margin (dB)
142	5710	13.78	13.89	24.00	-10.11

PSD Results

Channel	Frequency (MHz)	Ant B Meas PSD (dBm)	Total Corr'd PSD (dBm)	PSD Limit (dBm)	PSD Margin (dB)
142	5710	3.15	3.26	11.00	-7.74



UNII-3 BAND

Antenna Gain and Limit

Channel	Frequency (MHz)	Min 26 dB BW (MHz)	Directional Gain (dBi)	Power Limit (dBm)	PSD Limit (dBm)
142	5710	5.36	3.18	30.00	30.00

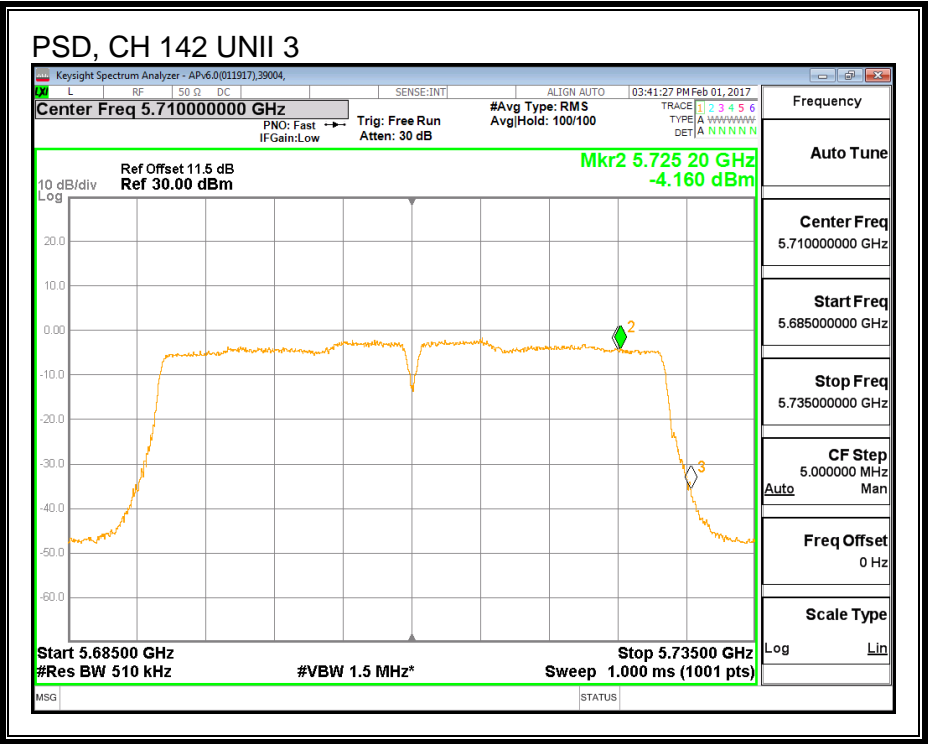
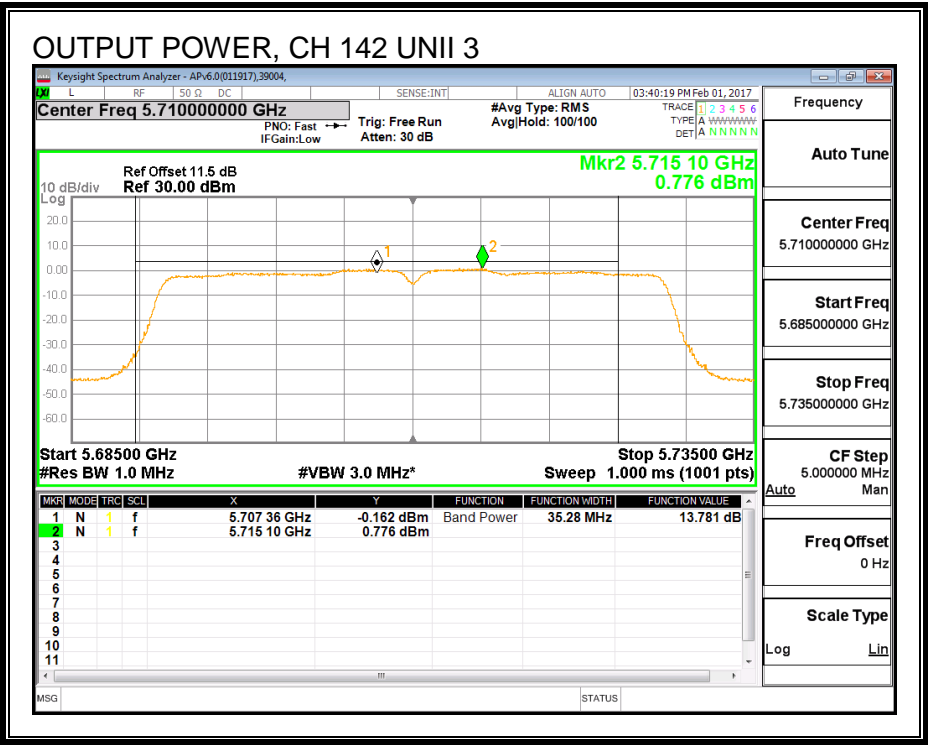
Duty Cycle CF (dB)	0.11	Included in Calculations of Corr'd Power & PSD
--------------------	------	--

Output Power Results

Channel	Frequency (MHz)	Ant B Meas Power (dBm)	Total Corr'd Power (dBm)	Power Limit (dBm)	Power Margin (dB)
142	5710	0.776	0.89	30.00	-29.11

PSD Results

Channel	Frequency (MHz)	Ant B Meas PSD (dBm)	Total Corr'd PSD (dBm)	PSD Limit (dBm)	PSD Margin (dB)
142	5710	-1.037	-0.93	30.00	-30.93



8.35.2. 6 dB BANDWIDTH

LIMITS

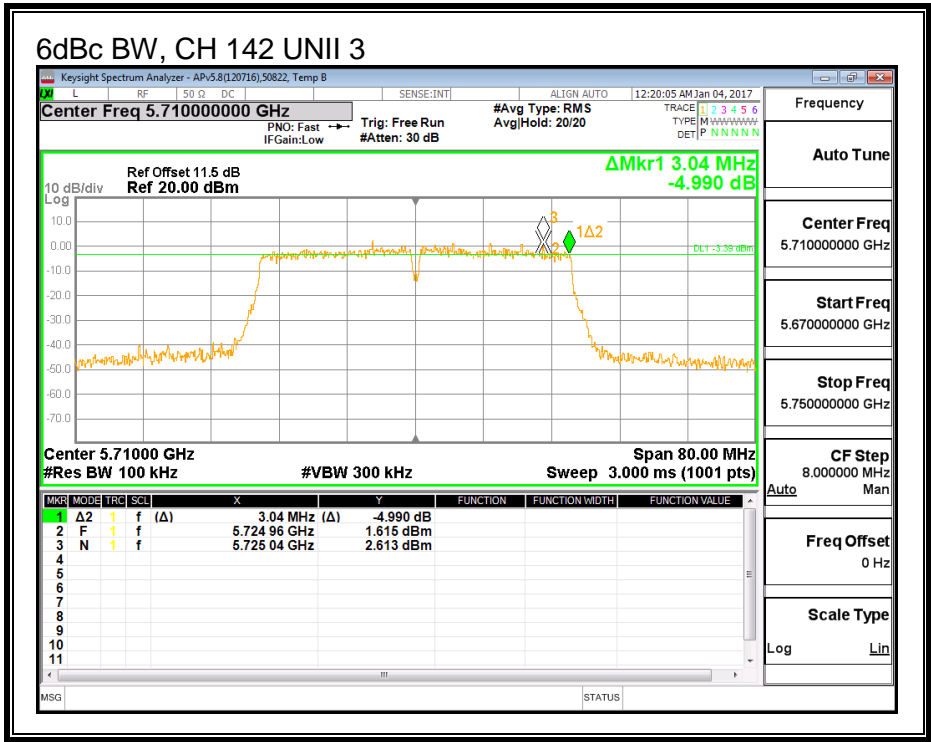
FCC §15.407 (e)

The minimum 6 dB bandwidth shall be at least 500 kHz.

RESULTS

Channel	Frequency (MHz)	6 dB Bandwidth (MHz)
142	5710	3.04

6 dB BANDWIDTH



8.36. 802.11n HT40 2Tx (ANTENNA A + ANTENNA B) CDD MODE IN THE 5.6 GHz BAND

8.36.1. 26 dB BANDWIDTH

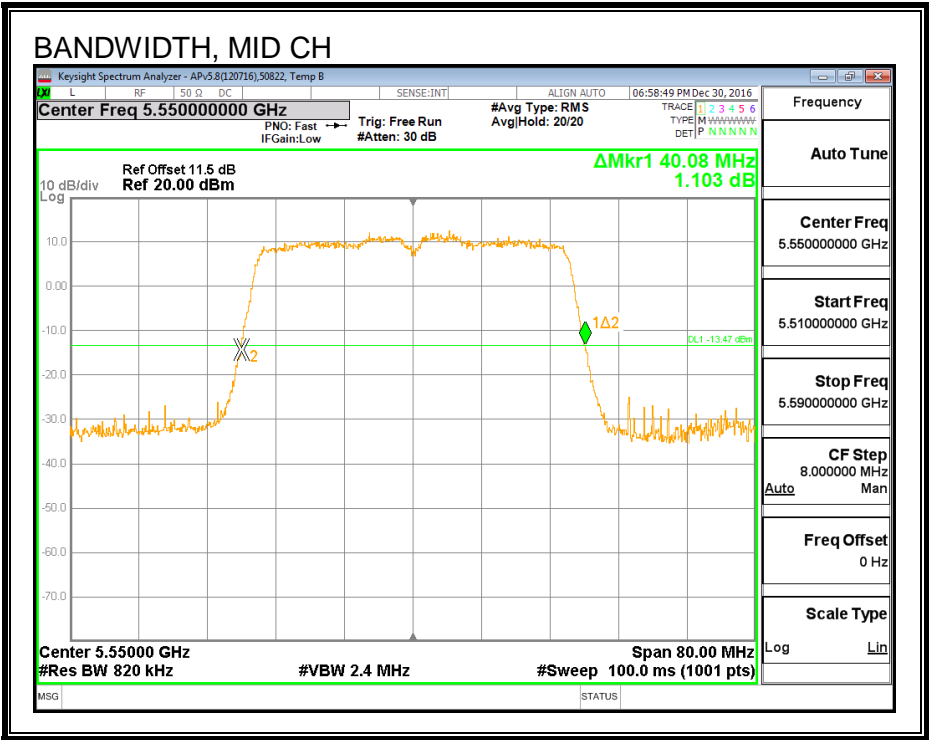
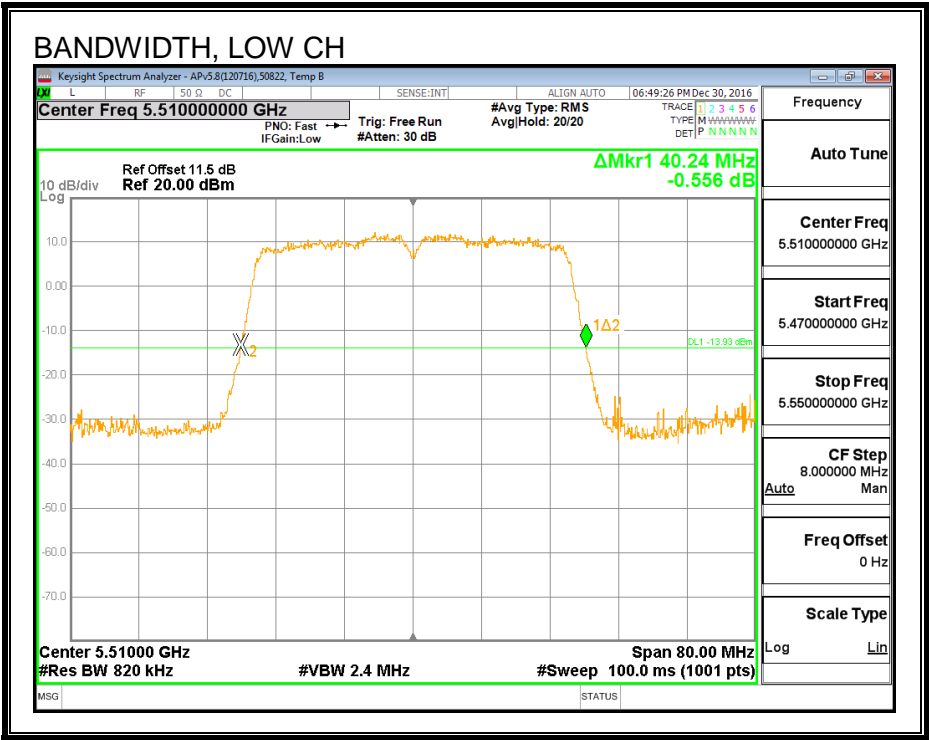
LIMITS

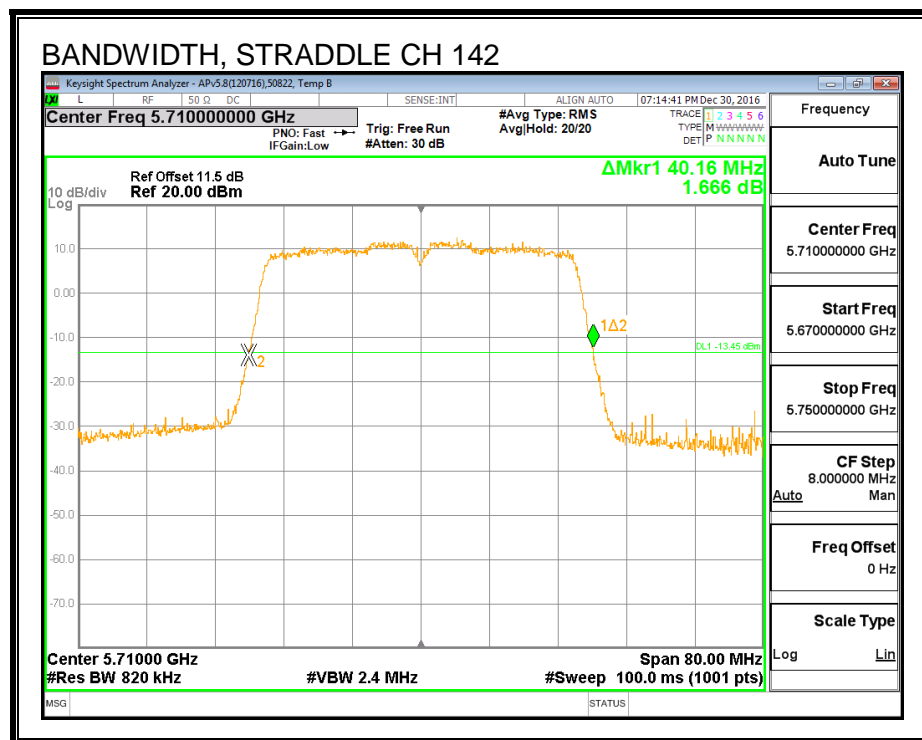
None; for reporting purposes only.

RESULTS

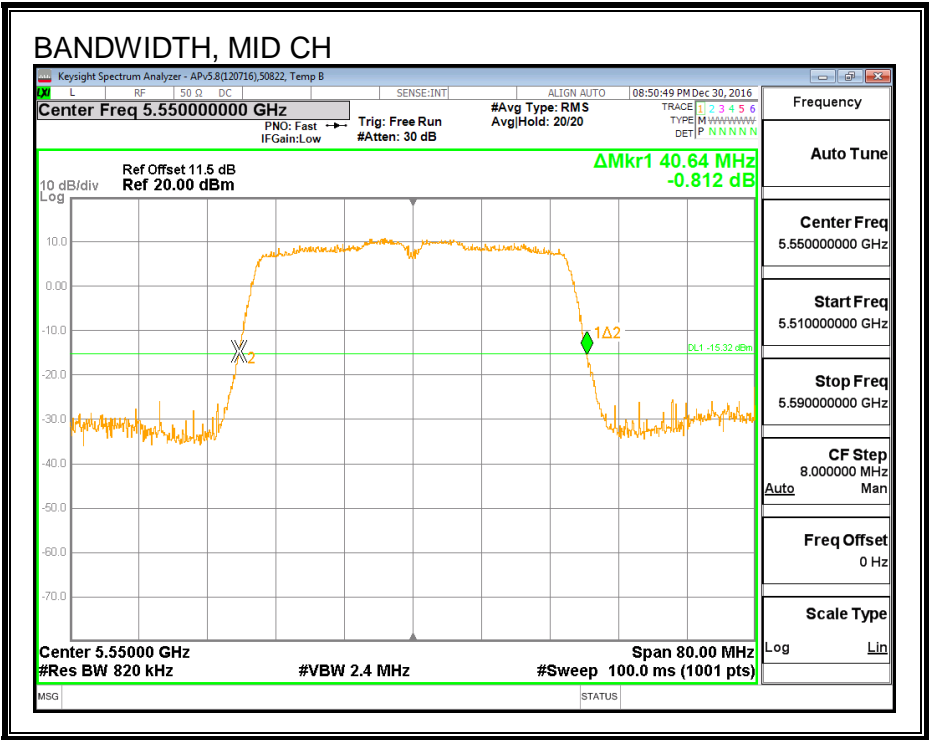
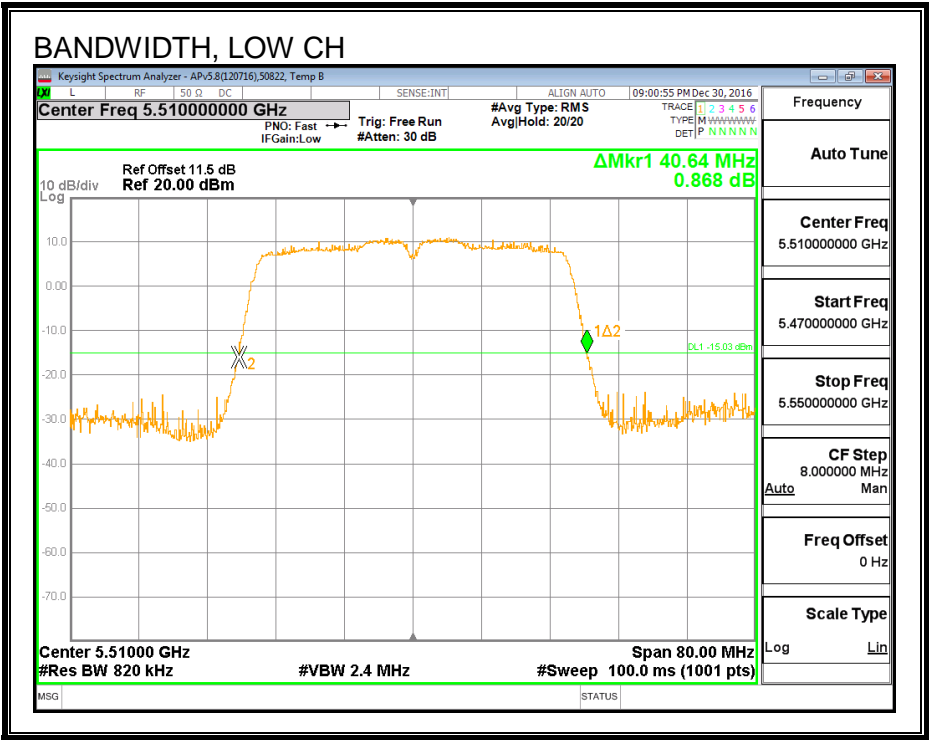
Channel	Frequency (MHz)	26 dB BW Ant A (MHz)	26 dB BW Ant B (MHz)
Low	5510	40.24	40.64
Mid	5550	40.08	40.64
High	5670	40.24	40.64
142	5710	40.16	40.56

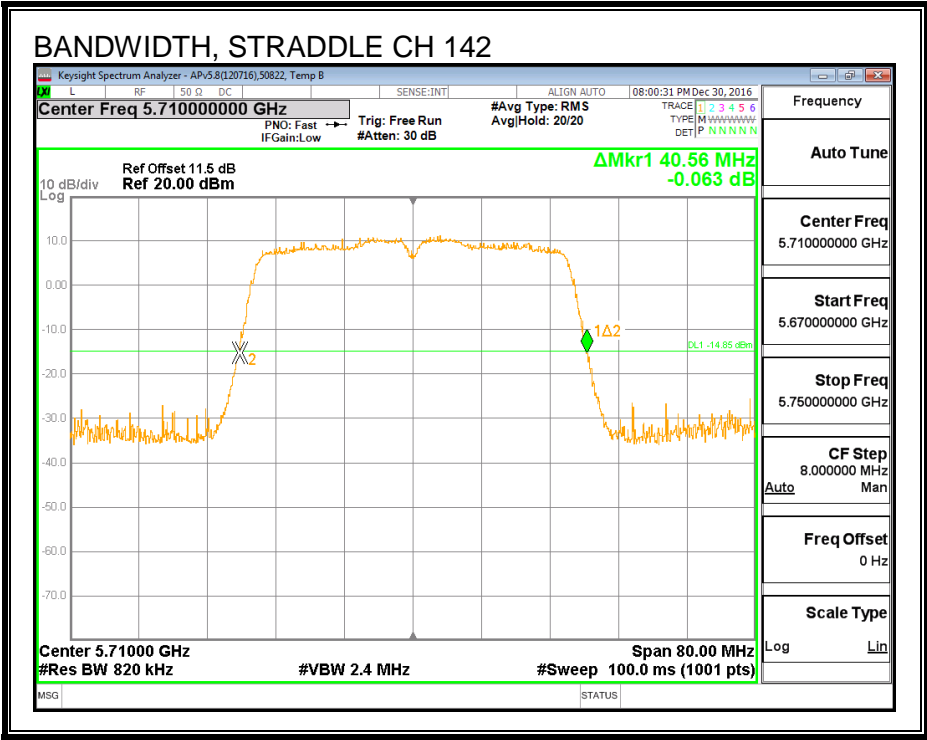
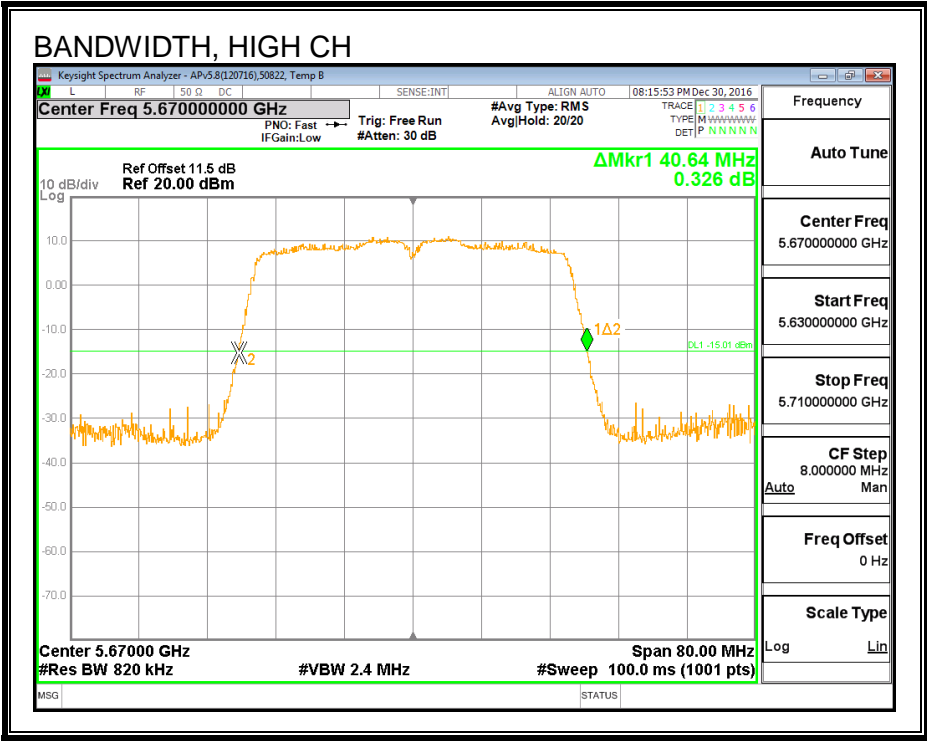
26 dB BANDWIDTH, ANTENNA A





26 dB BANDWIDTH, ANTENNA B





8.36.2. 99% BANDWIDTH

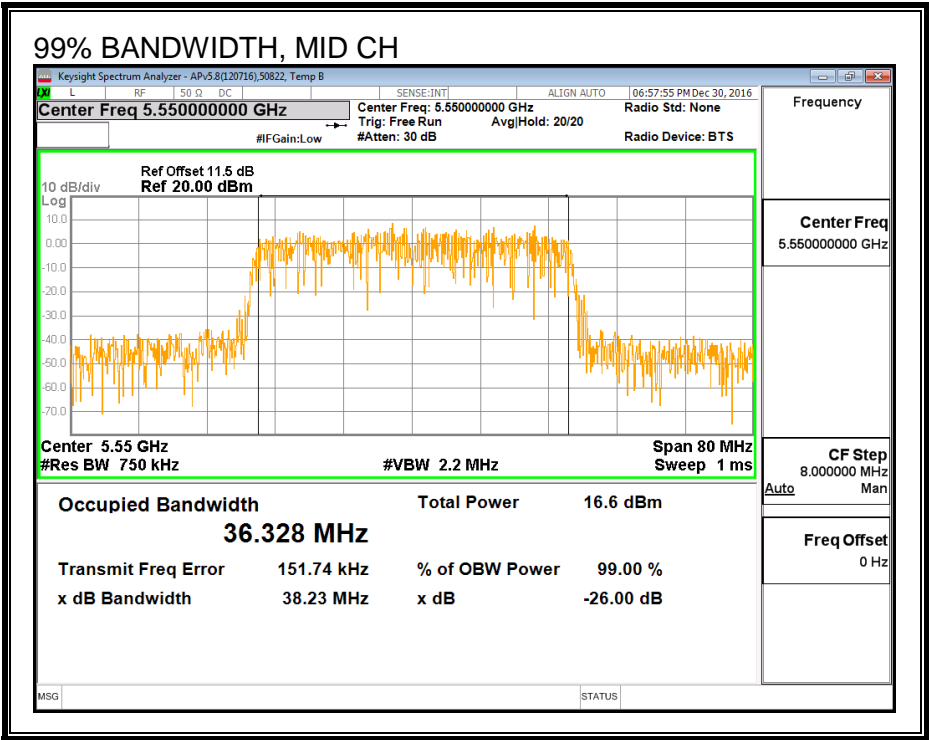
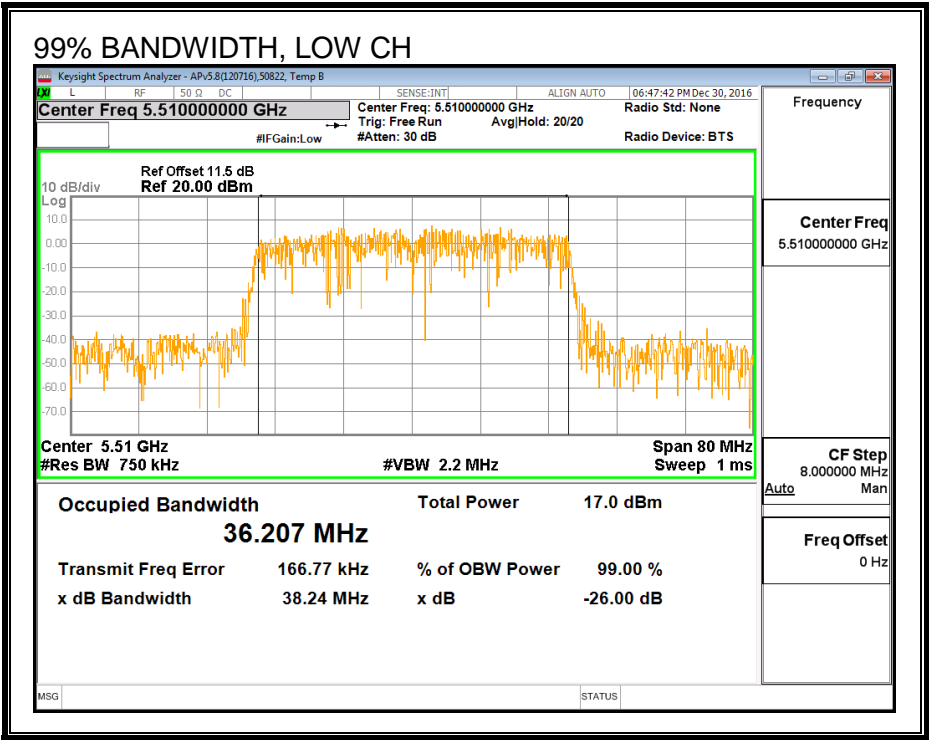
LIMITS

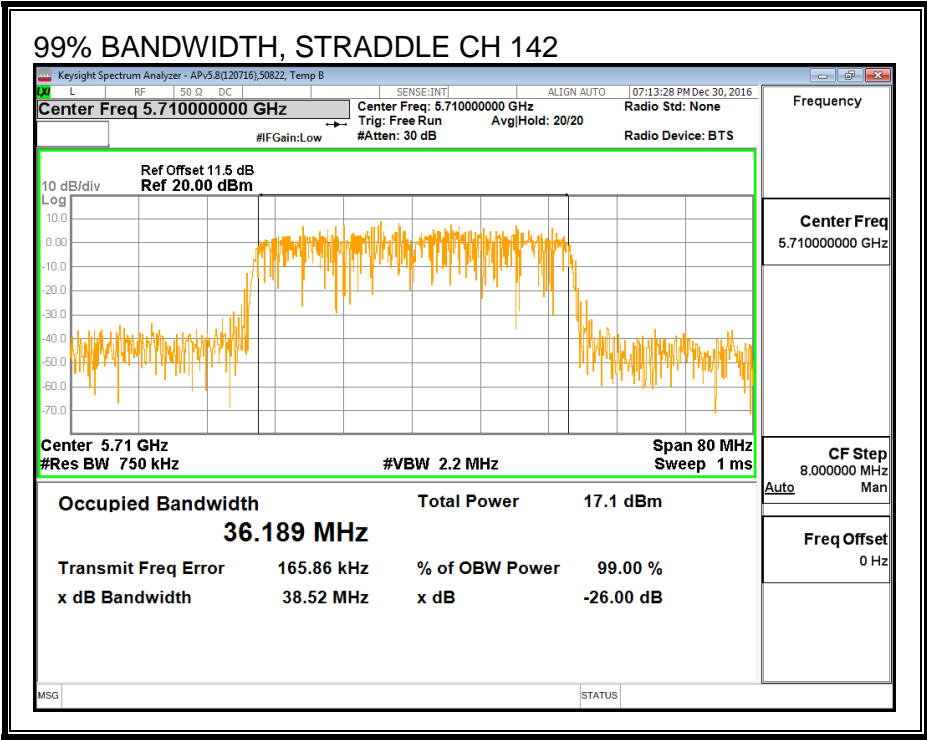
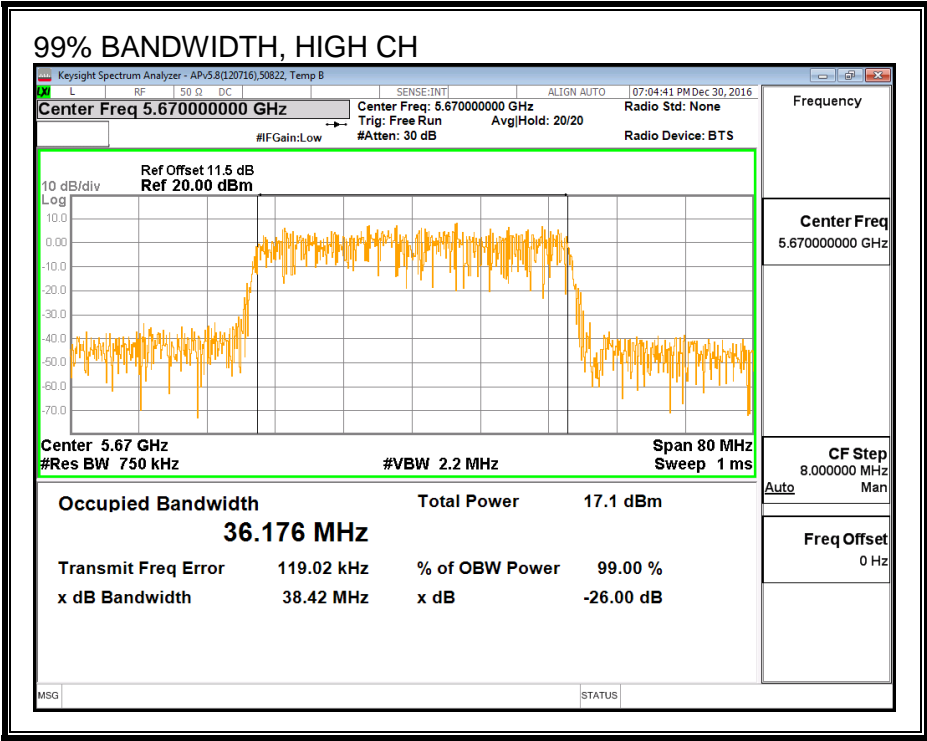
None; for reporting purposes only.

RESULTS

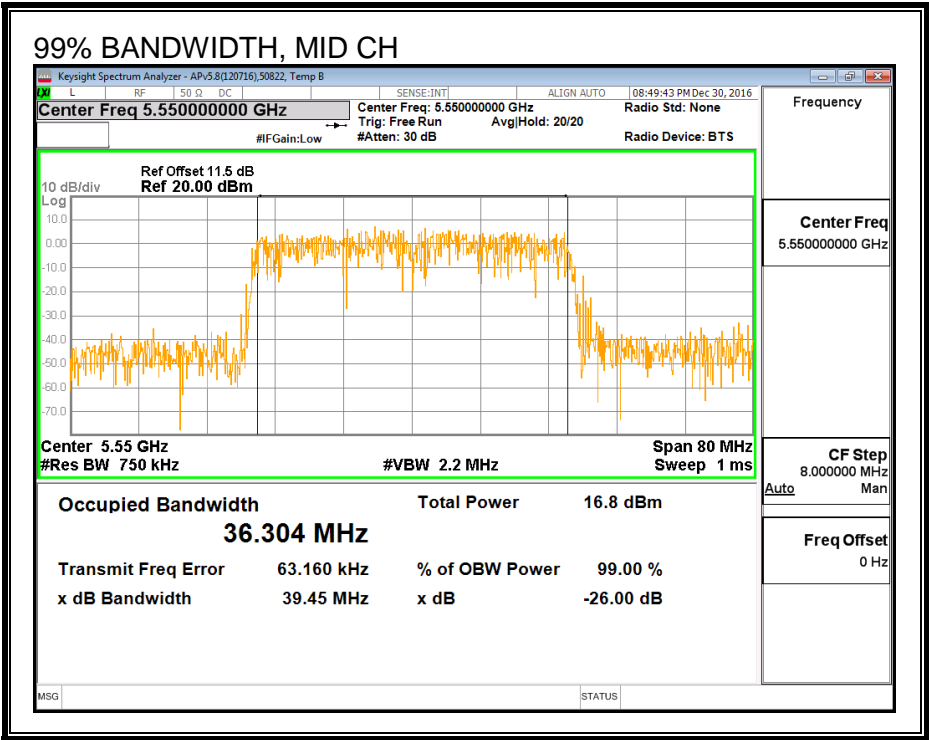
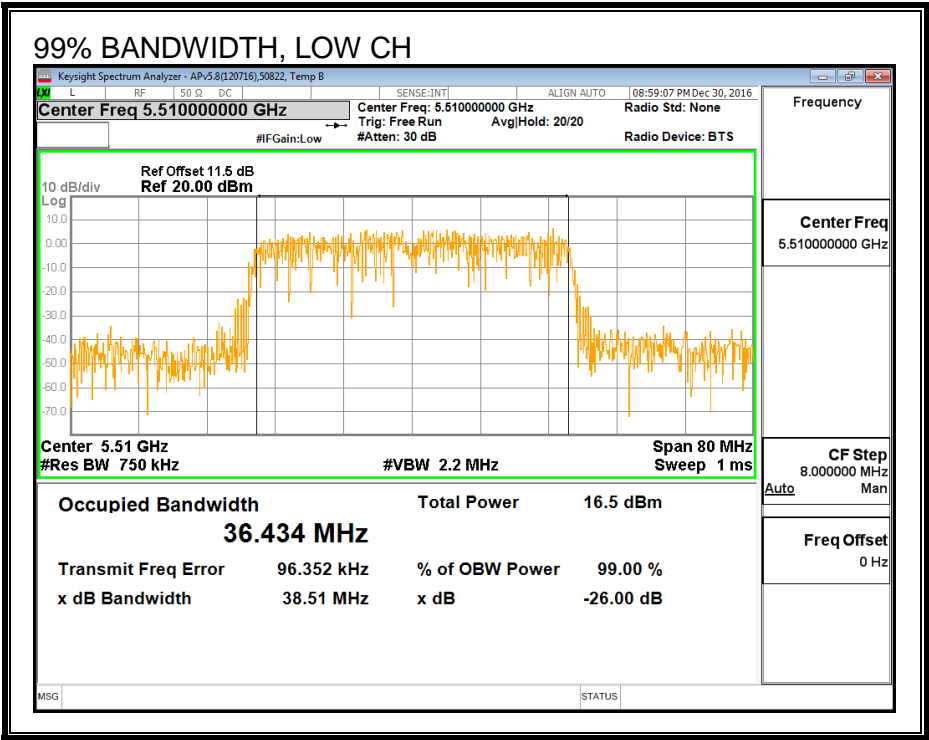
Channel	Frequency (MHz)	99% BW Ant A (MHz)	99% BW Ant B (MHz)
Low	5510	36.207	36.434
Mid	5550	36.328	36.304
High	5670	36.176	36.290
142	5710	36.189	36.188

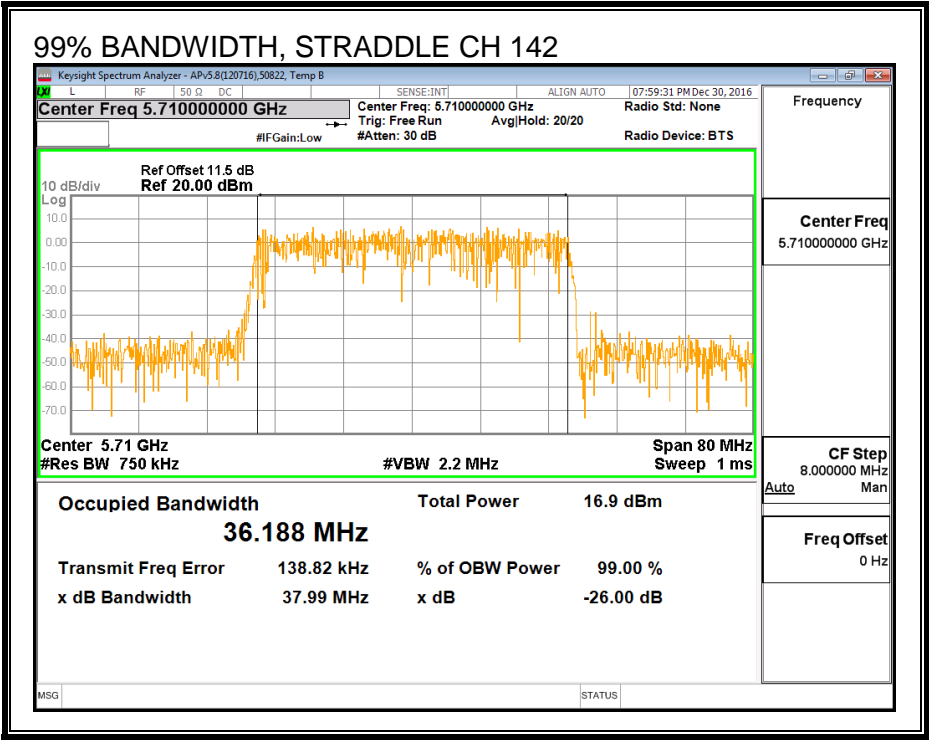
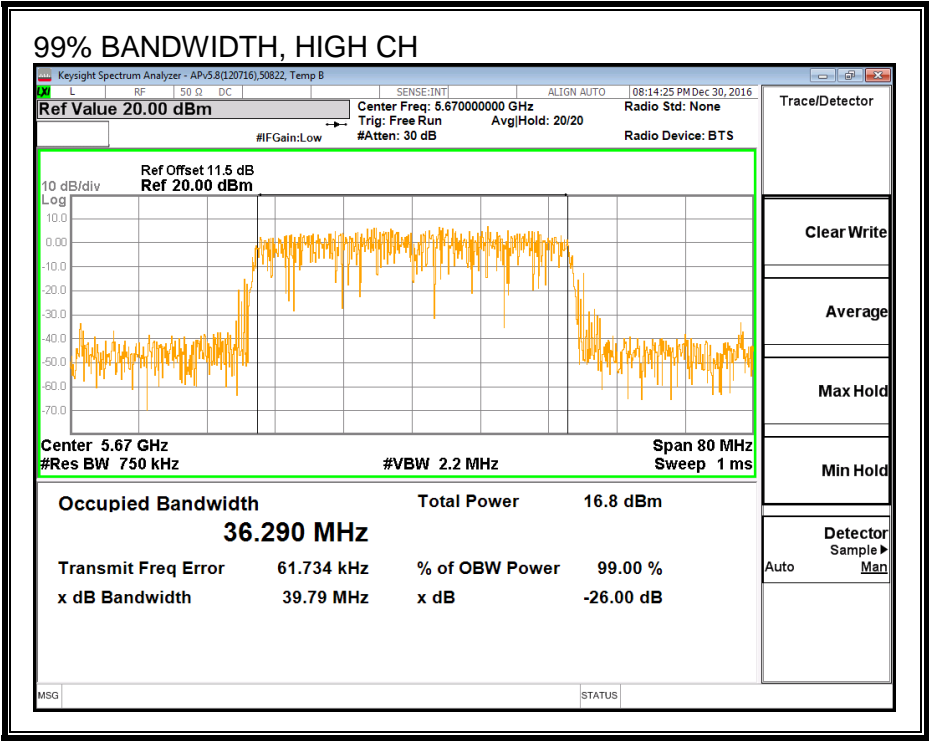
99% BANDWIDTH, ANTENNA A





99% BANDWIDTH, ANTENNA B





8.36.3. AVERAGE POWER

LIMITS

None; for reporting purposes only.

TEST PROCEDURE

Measurements perform using a wideband gated RF power meter.

RESULTS

ID:	39472	Date:	1/30/17
------------	-------	--------------	---------

Average Power Results

Channel	Frequency (MHz)	Ant A Power (dBm)	Ant B Power (dBm)	Total Power (dBm)
Low	5510	13.50	13.45	16.49
Mid	5550	15.00	14.96	17.99
High	5670	14.50	14.45	17.49
142	5710	15.00	14.92	17.97

8.36.4. OUTPUT POWER AND PSD

LIMITS

FCC §15.407 (a) (2)

For the band 5.47–5.725 GHz, the maximum conducted output power over the frequency band of operation shall not exceed the lesser of 250 mW or $11 \text{ dBm} + 10 \log B$, where B is the 26–dB emission bandwidth in MHz. In addition, the maximum power spectral density shall not exceed 11 dBm in any 1–MHz band. If transmitting antennas of directional gain greater than 6 dBi are used, both the maximum conducted output power and the peak power spectral density shall be reduced by the amount in dB that the directional gain of the antenna exceeds 6 dBi.

TEST PROCEDURE

Measurements perform using a wideband gated RF power meter provided that the gate parameters are adjusted such that the power is measured only when the EUT is transmitting at its maximum power control level. Since the measurement is made only during the ON time of the transmitter, no duty cycle correction factor is required.

Straddle channel power is measured using PXA spectrum analyzer, duty cycle correction factor is required.

DIRECTIONAL ANTENNA GAIN

The TX chains are uncorrelated and the antenna gain is unequal among the chains. The directional gain is:

Ant A Antenna Gain (dBi)	Ant B Antenna Gain (dBi)	Uncorrelated Chains Directional Gain (dBi)
3.69	3.10	3.41

The TX chains are correlated and the antenna gain is unequal among the chains. The directional gain is:

Ant A Antenna Gain (dBi)	Ant B Antenna Gain (dBi)	Correlated Chains Directional Gain (dBi)
3.69	3.10	6.41

RESULTS

ID:	39472	Date:	1/30/17
------------	-------	--------------	---------

Bandwidth, Antenna Gain and Limits

Channel	Frequency (MHz)	Min 26 dB BW (MHz)	Min 99% BW (MHz)	Directional Gain for Power (dBi)	Directional Gain for PSD (dBi)	Power Limit (dBm)	PSD Limit (dBm)
Low	5510	40.24	36.207	3.41	6.41	24.00	10.59
Mid	5550	40.08	36.328	3.41	6.41	24.00	10.59
High	5670	40.24	36.176	3.41	6.41	24.00	10.59

Duty Cycle CF (dB)	0.10	Included in Calculations of Corr'd PSD
---------------------------	------	--

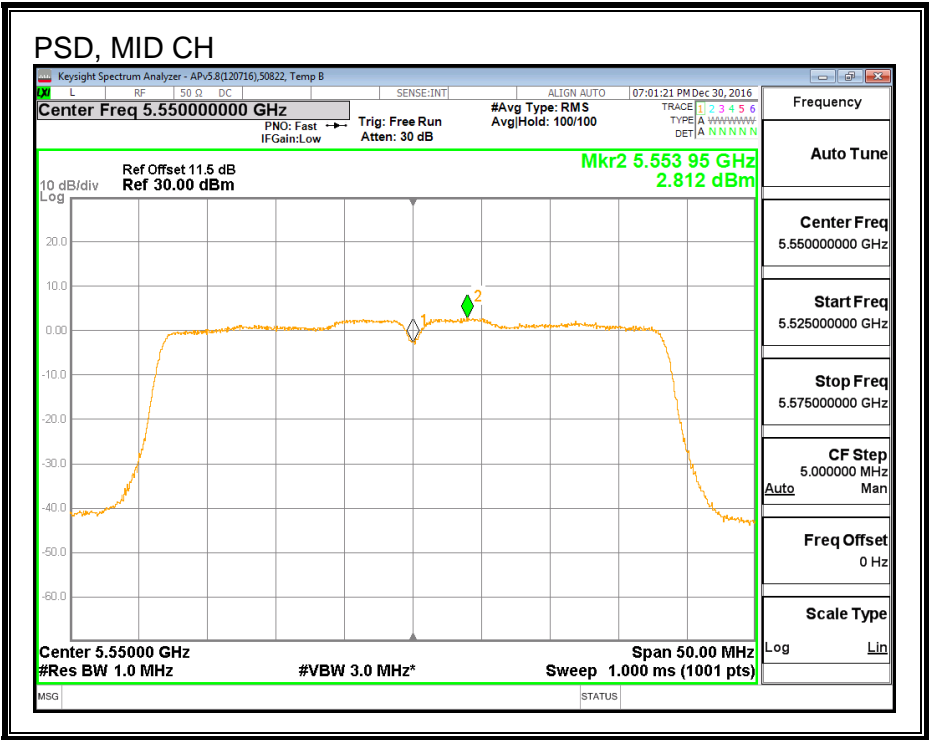
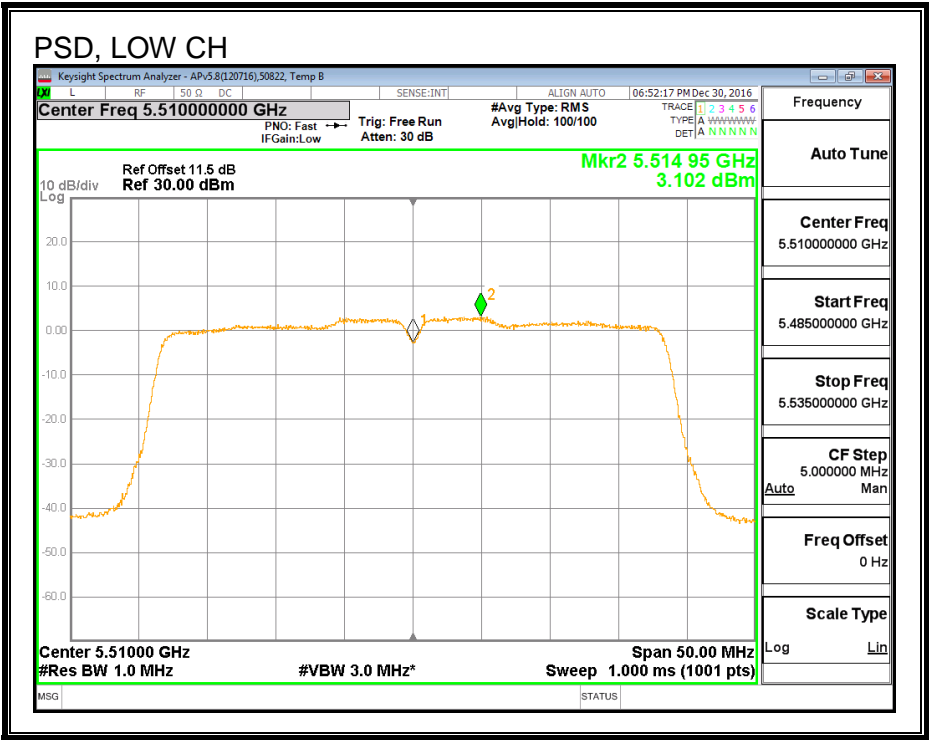
Output Power Results

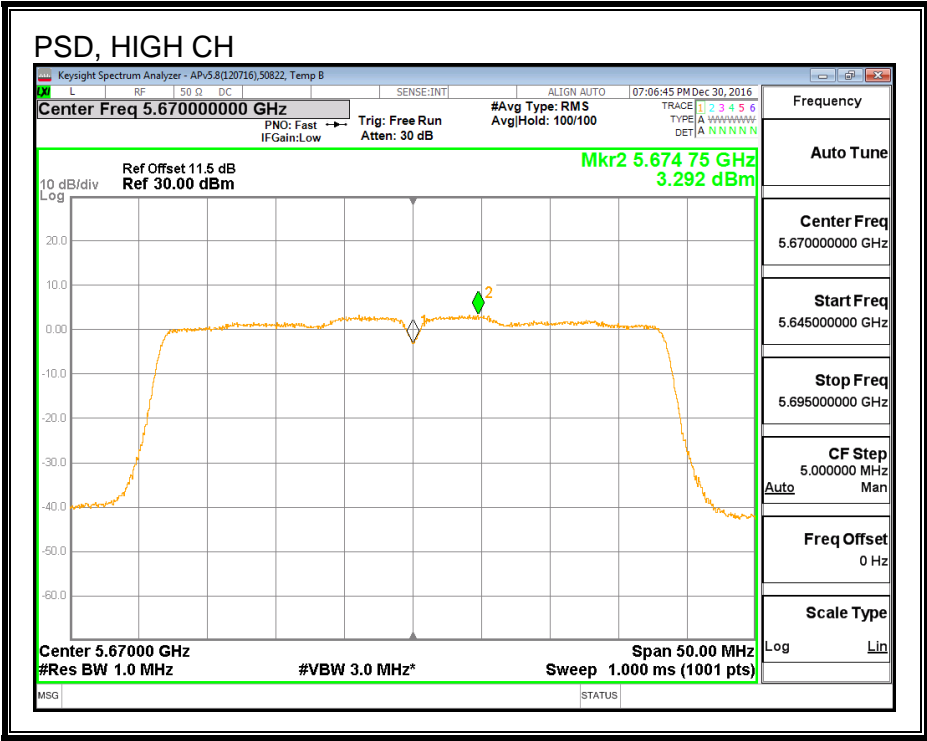
Channel	Frequency (MHz)	Ant A Meas Power (dBm)	Ant B Meas Power (dBm)	Total Corr'd Power (dBm)	Power Limit (dBm)	Power Margin (dB)
Low	5510	13.50	13.45	16.49	24.00	-7.51
Mid	5550	15.00	14.96	17.99	24.00	-6.01
High	5670	14.50	14.45	17.49	24.00	-6.51

PSD Results

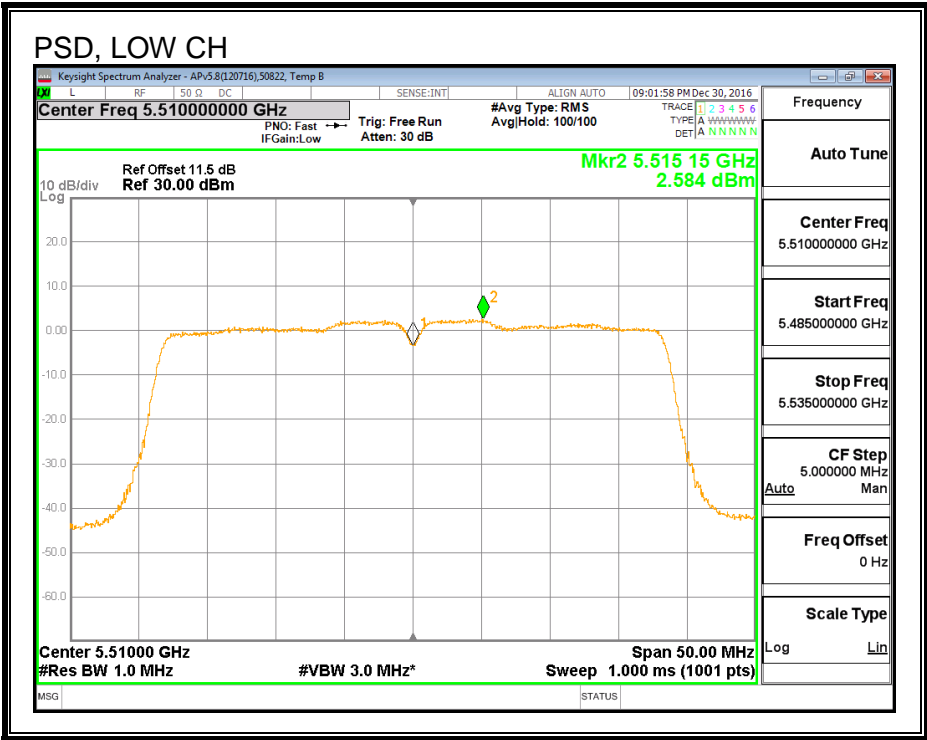
Channel	Frequency (MHz)	Ant A Meas PSD (dBm)	Ant B Meas PSD (dBm)	Total Corr'd PSD (dBm)	PSD Limit (dBm)	PSD Margin (dB)
Low	5510	3.10	2.58	5.96	10.59	-4.63
Mid	5550	2.81	2.50	5.77	10.59	-4.82
High	5670	3.29	2.11	5.85	10.59	-4.74

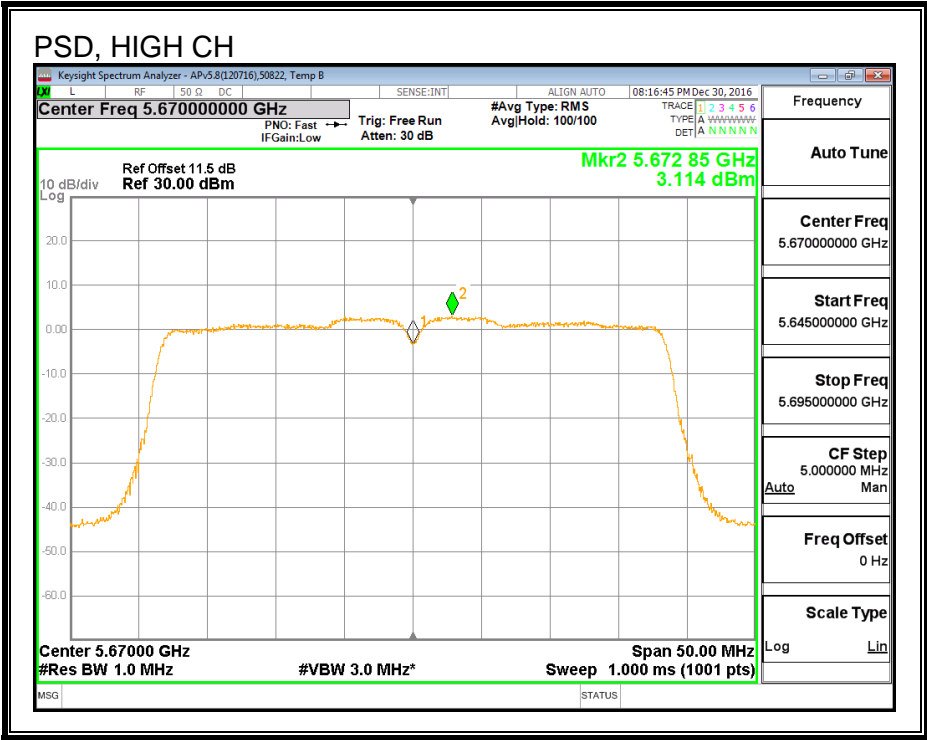
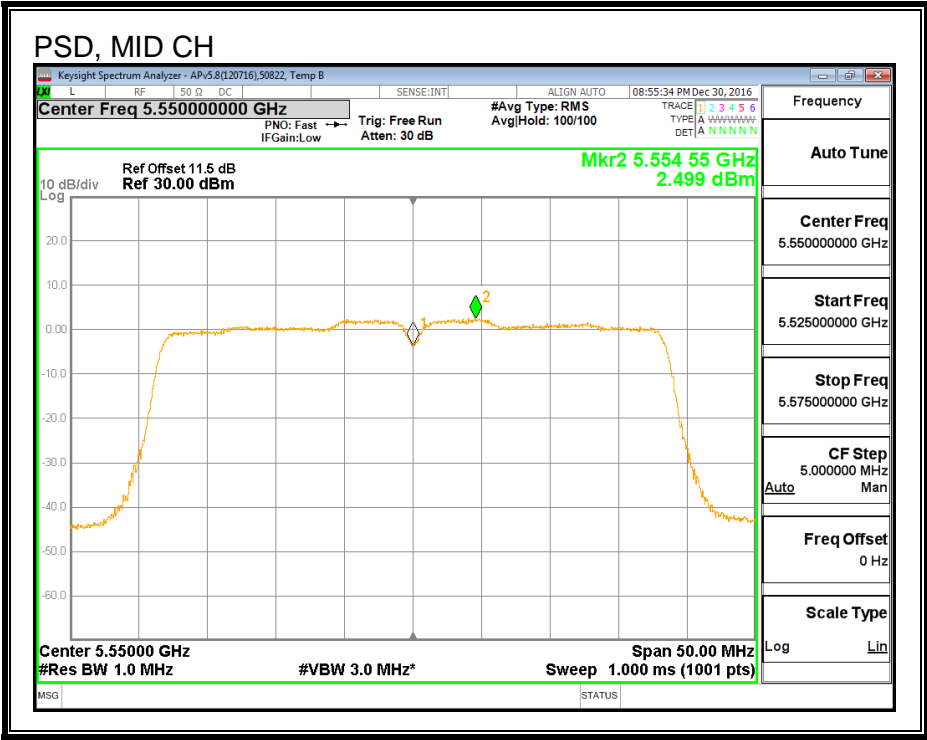
PSD, ANTENNA A





PSD, ANTENNA B





8.37. 802.11ac VHT40 2Tx (ANTENNA A + ANTENNA B) CDD STRADDLE CHANNEL 142 RESULTS

8.37.1. OUTPUT POWER AND PSD

UNII-2C BAND

Bandwidth, Antenna Gain, and Limits

Channel	Frequency (MHz)	Min 26 dB BW (MHz)	Directional Gain for Power (dBi)	Directional Gain for PSD (dBi)	Power Limit (dBm)	PSD Limit (dBm)
142	5710	35.08	3.41	6.41	24.00	10.59

Duty Cycle CF (dB)	0.10	Included in Calculations of Corr'd Power & PSD
--------------------	------	--

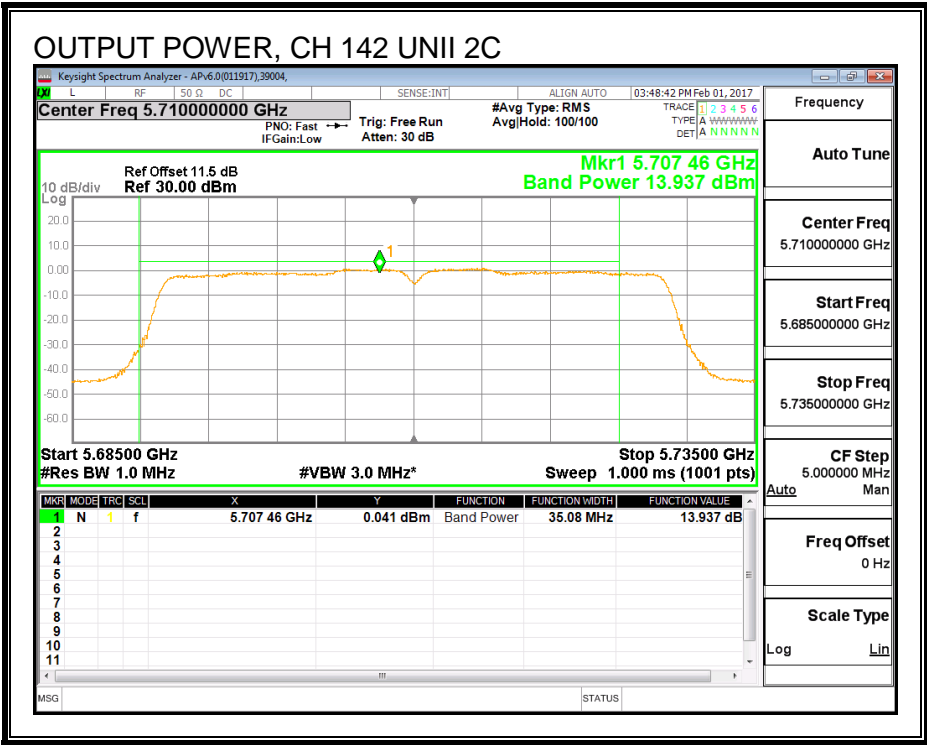
Output Power Results

Channel	Frequency (MHz)	Ant A Meas Power (dBm)	Ant B Meas Power (dBm)	Total Corr'd Power (dBm)	Power Limit (dBm)	Power Margin (dB)
142	5710	13.94	13.79	16.97	24.00	-7.03

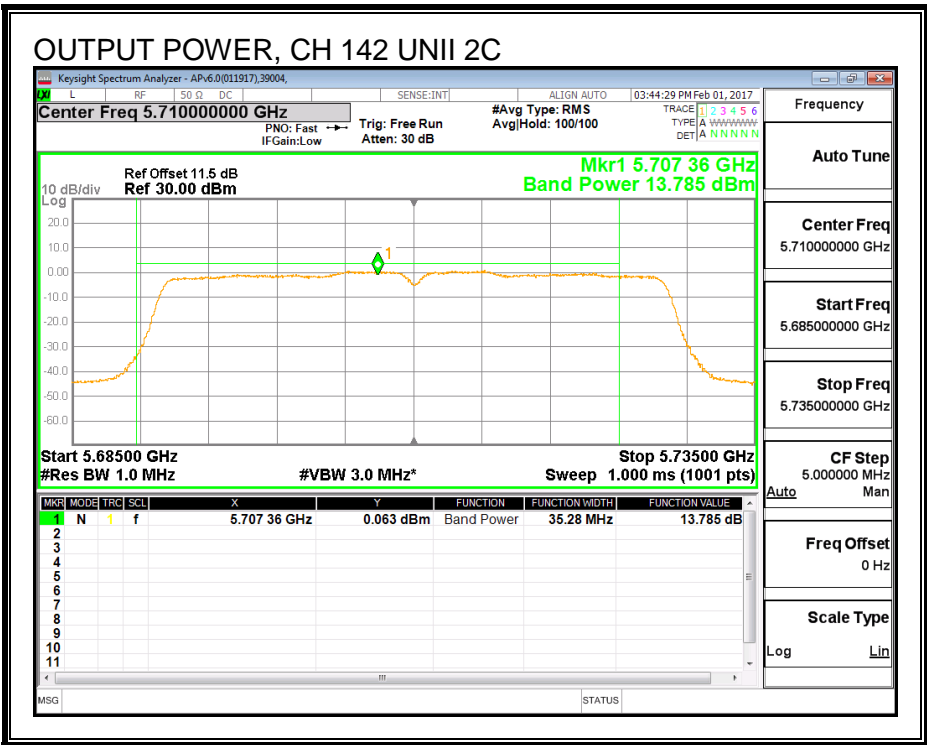
PSD Results

Channel	Frequency (MHz)	Ant A Meas PSD (dBm)	Ant B Meas PSD (dBm)	Total Corr'd PSD (dBm)	PSD Limit (dBm)	PSD Margin (dB)
142	5710	3.37	3.14	6.37	10.59	-4.22

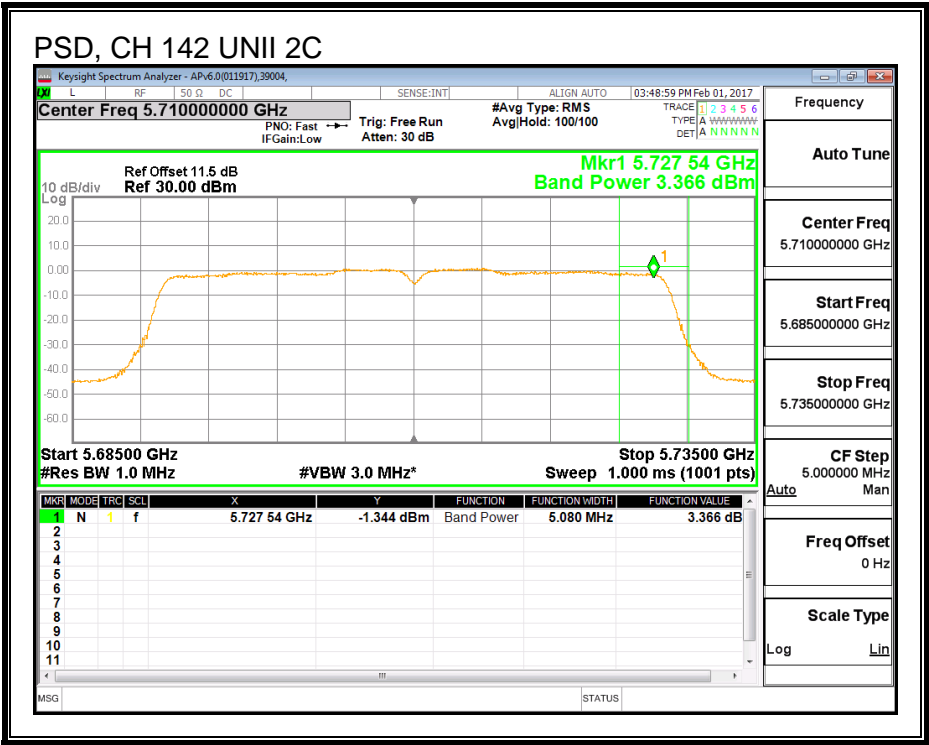
OUTPUT POWER, ANTENNA A



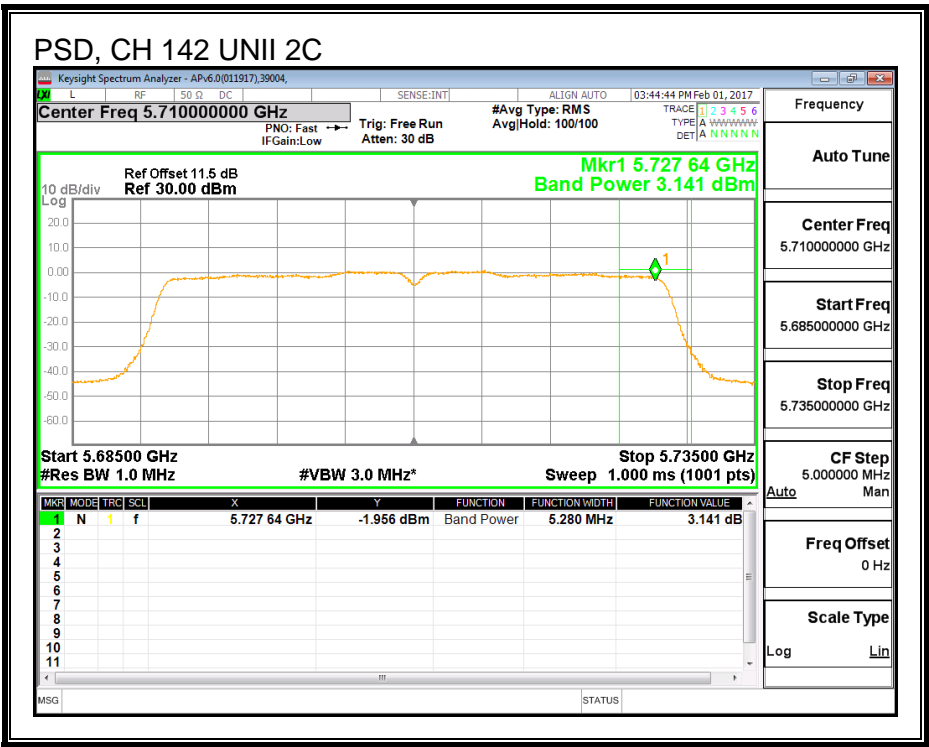
OUTPUT POWER, ANTENNA B



PSD, ANTENNA A



PSD, ANTENNA B



UNII-3 BAND

Antenna Gain and Limit

Channel	Frequency (MHz)	Min 26 dB BW (MHz)	Directional Gain For Power (dBi)	Directional Gain For PSD (dBi)	Power Limit (dBm)	PSD Limit (dBm)
142	5710	5.08	3.29	6.30	30.00	29.70

Duty Cycle CF (dB)	0.10	Included in Calculations of Corr'd Power & PSD
--------------------	------	--

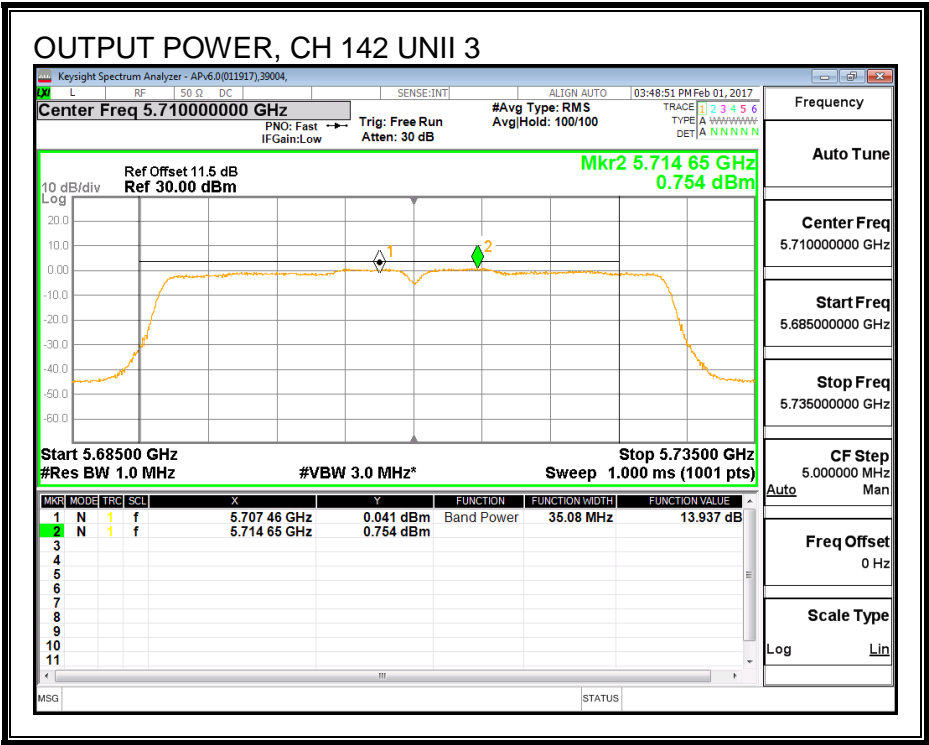
Output Power Results

Channel	Frequency (MHz)	Ant A Meas Power (dBm)	Ant B Meas Power (dBm)	Total Corr'd Power (dBm)	Power Limit (dBm)	Power Margin (dB)
142	5710	0.754	0.703	3.84	30.00	-26.16

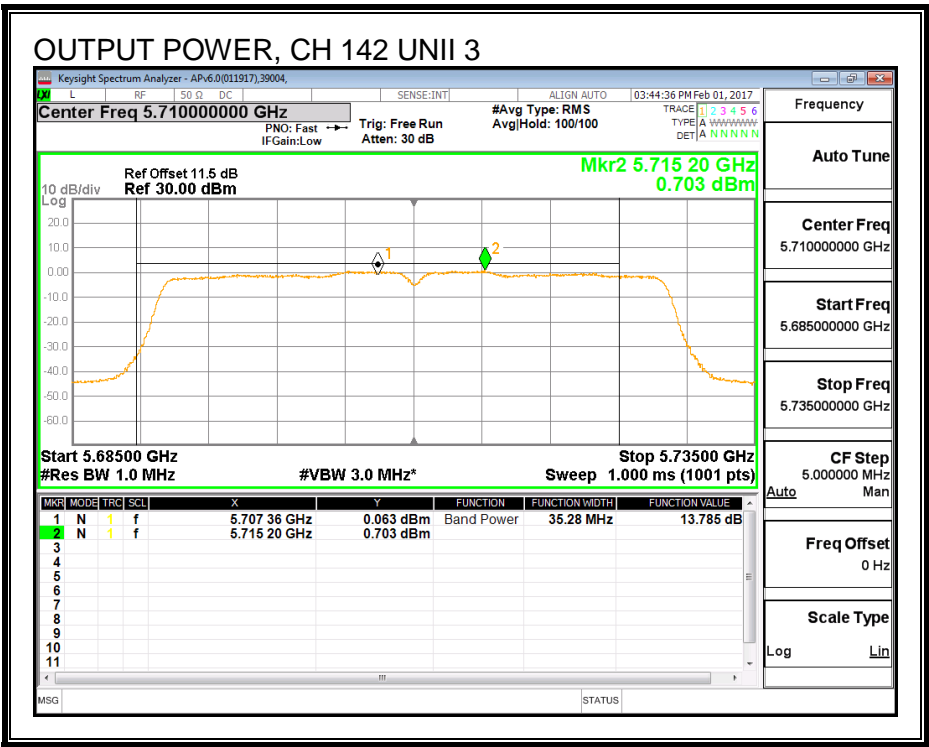
PSD Results

Channel	Frequency (MHz)	Ant A Meas PSD (dBm)	Ant B Meas PSD (dBm)	Total Corr'd PSD (dBm)	PSD Limit (dBm)	PSD Margin (dB)
142	5710	-3.955	-4.287	-1.01	29.70	-30.71

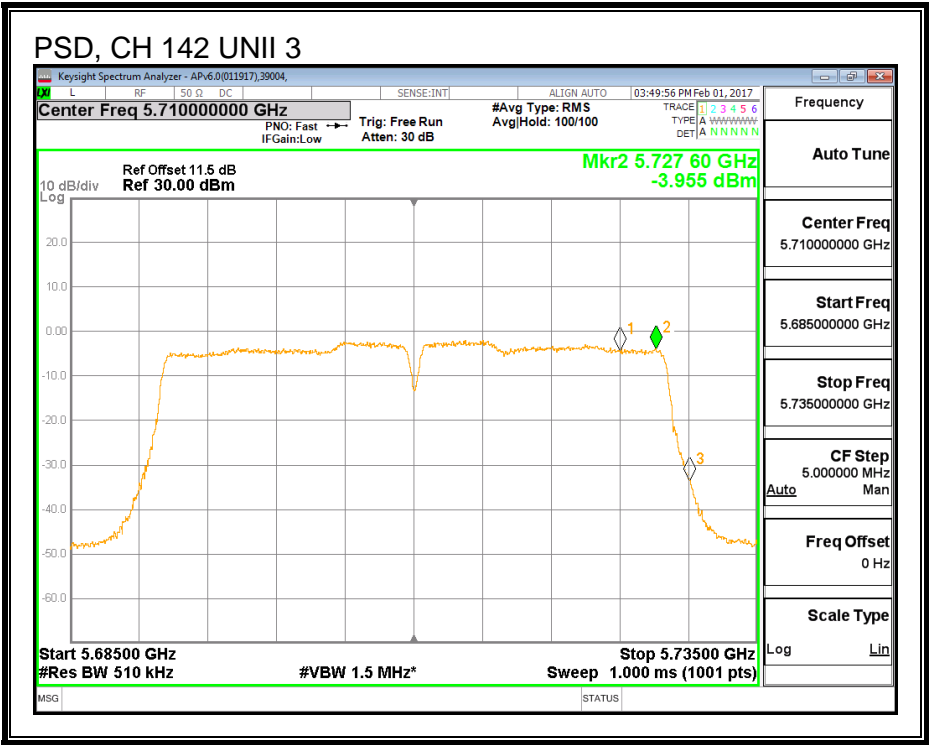
OUTPUT POWER, ANTENNA A



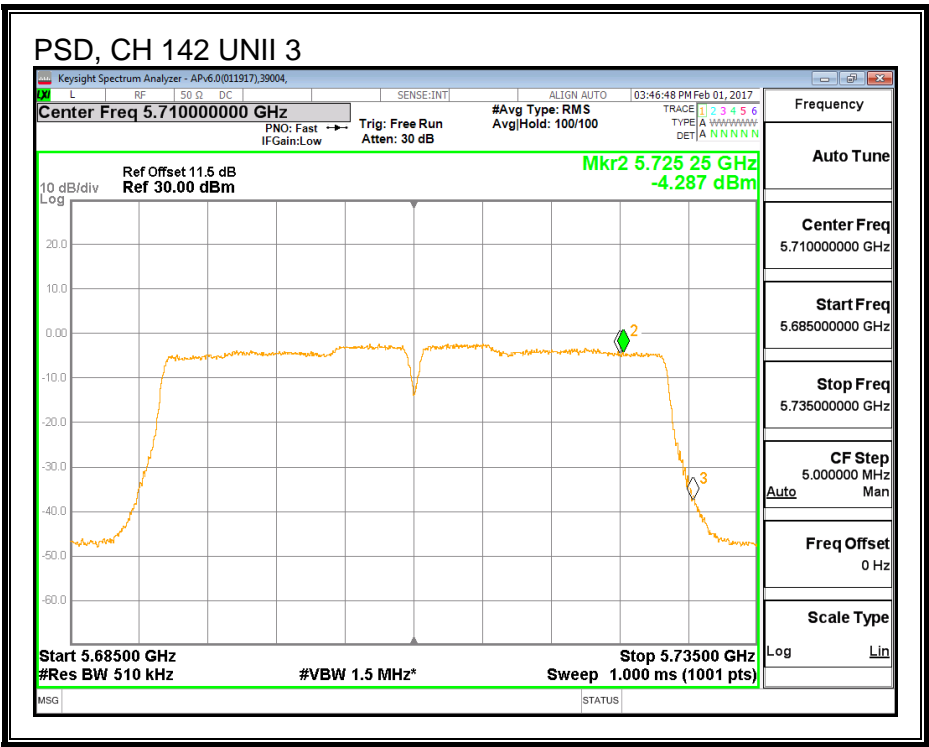
OUTPUT POWER, ANTENNA B



PSD, ANTENNA A



PSD, ANTENNA B



8.37.2. 6 dB BANDWIDTH

LIMITS

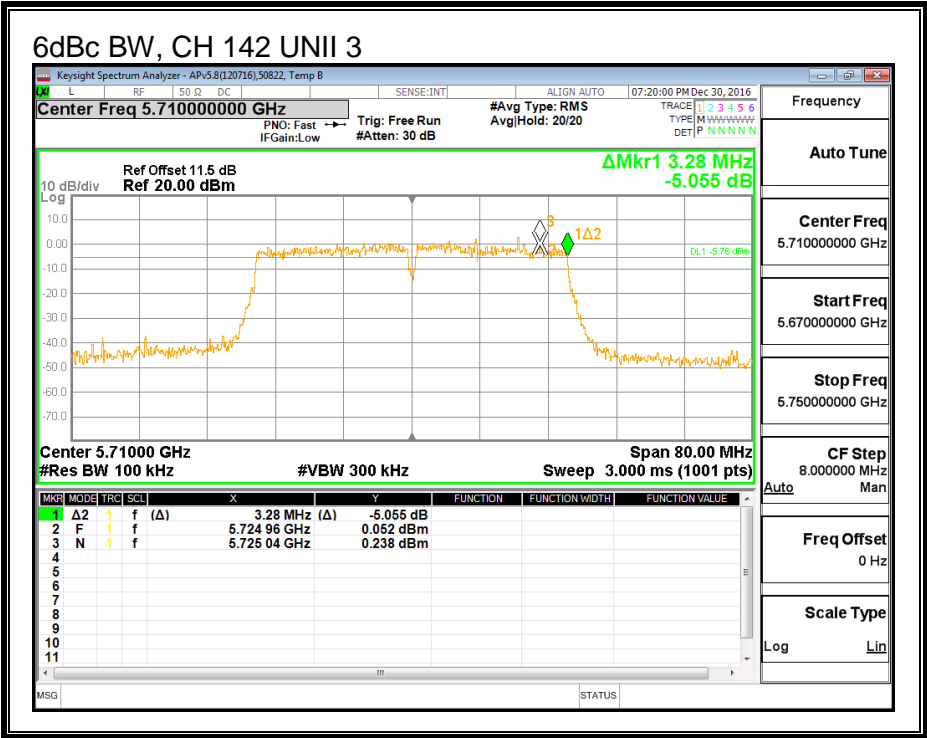
FCC §15.407 (e)

The minimum 6 dB bandwidth shall be at least 500 kHz.

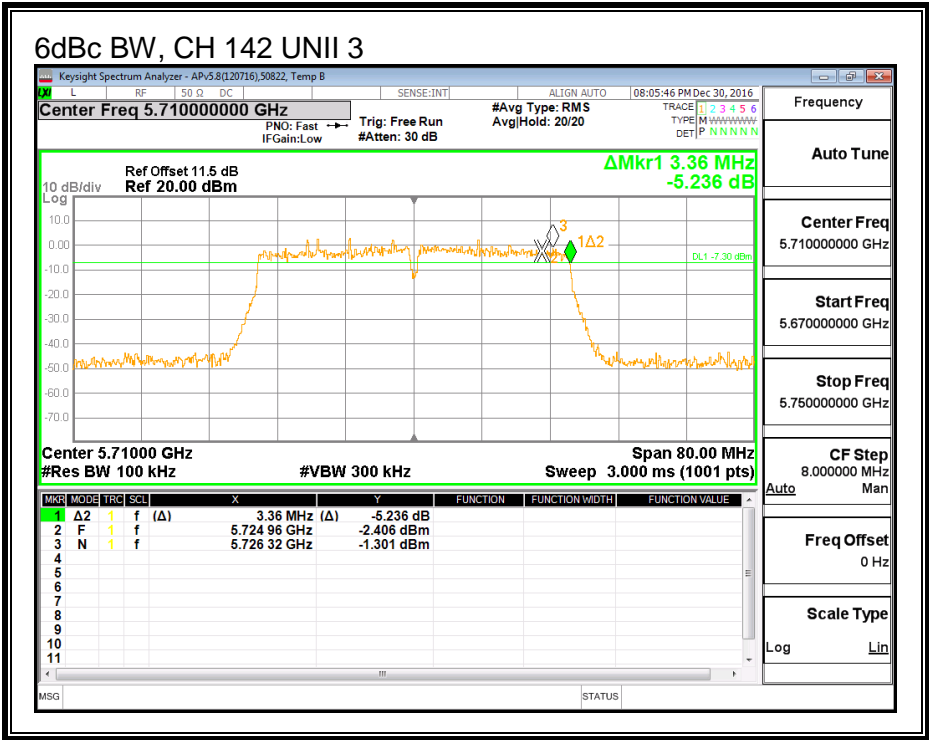
RESULTS

Channel	Frequency (MHz)	6 dB BW Ant A (MHz)	6 dB BW Ant B (MHz)
142	5710	3.28	3.38

ANTENNA A



ANTENNA B



8.38. 802.11n HT40 2Tx (ANTENNA A + ANTENNA B) STBC MODE IN THE 5.6 GHz BAND

Noted: Covered by 802.11n HT40 2Tx (ANTENNA A + ANTENNA B) CDD MODE IN THE 5.6 GHz BAND

8.39. 802.11ac VHT80 ANTENNA A MODE IN THE 5.6 GHz BAND

8.39.1. 26 dB BANDWIDTH

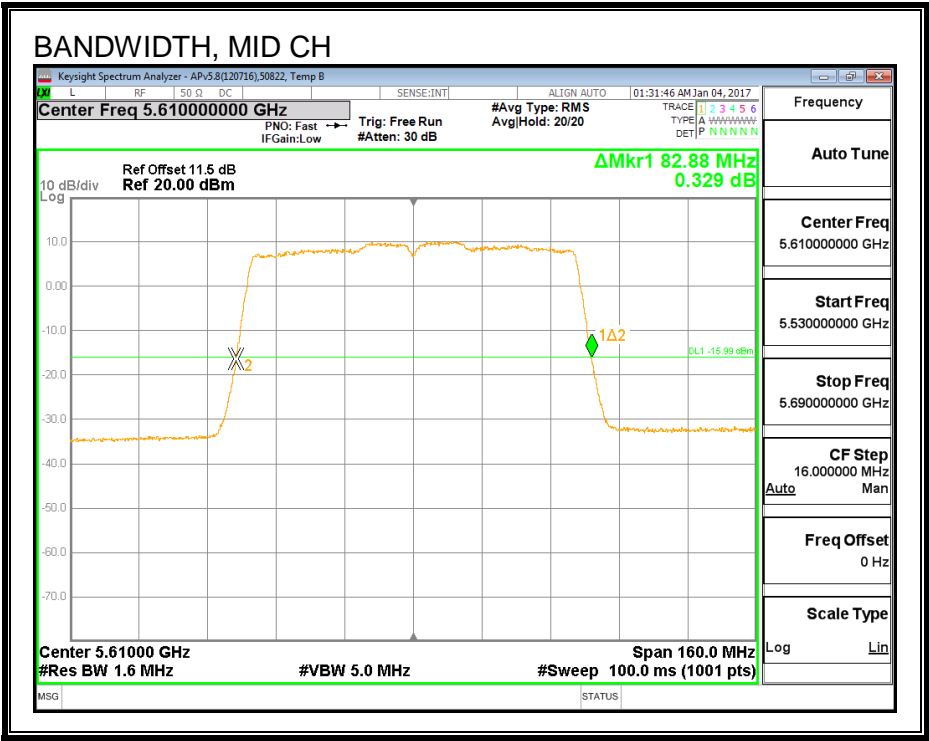
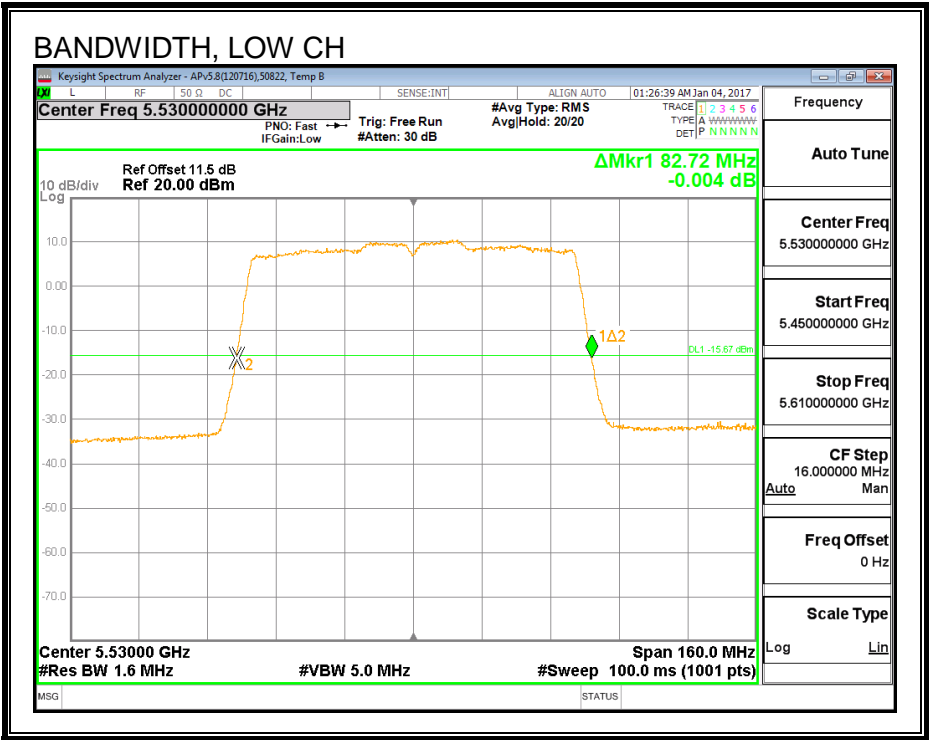
LIMITS

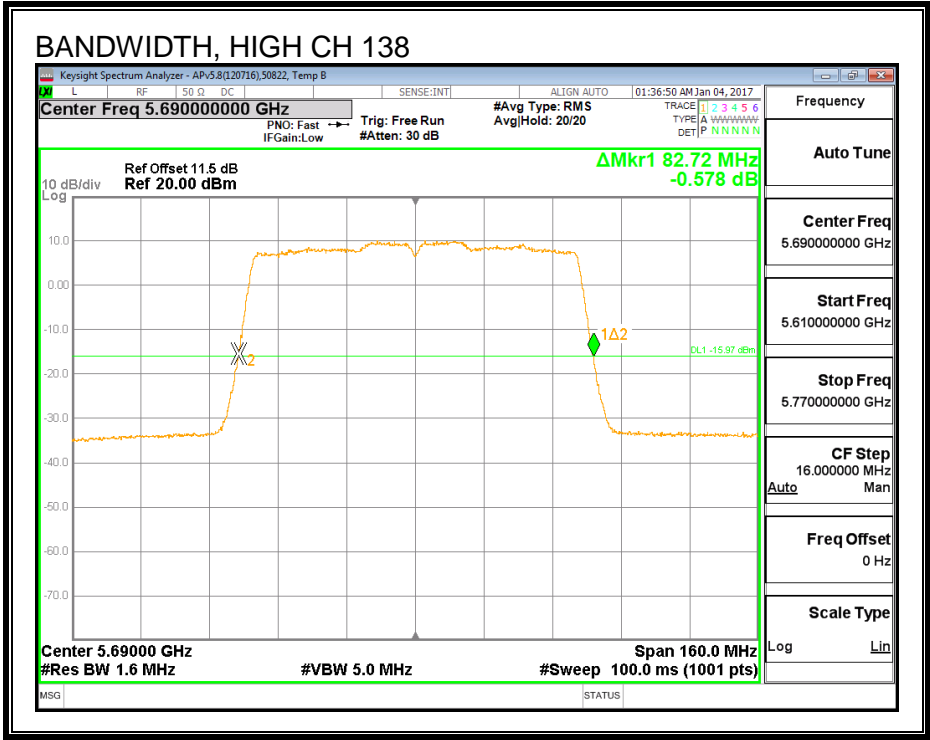
None; for reporting purposes only.

RESULTS

Channel	Frequency (MHz)	26 dB Bandwidth (MHz)
Low	5530	82.72
Mid	5610	82.88
High	5690	82.72

26 dB BANDWIDTH





8.39.2. 99% BANDWIDTH

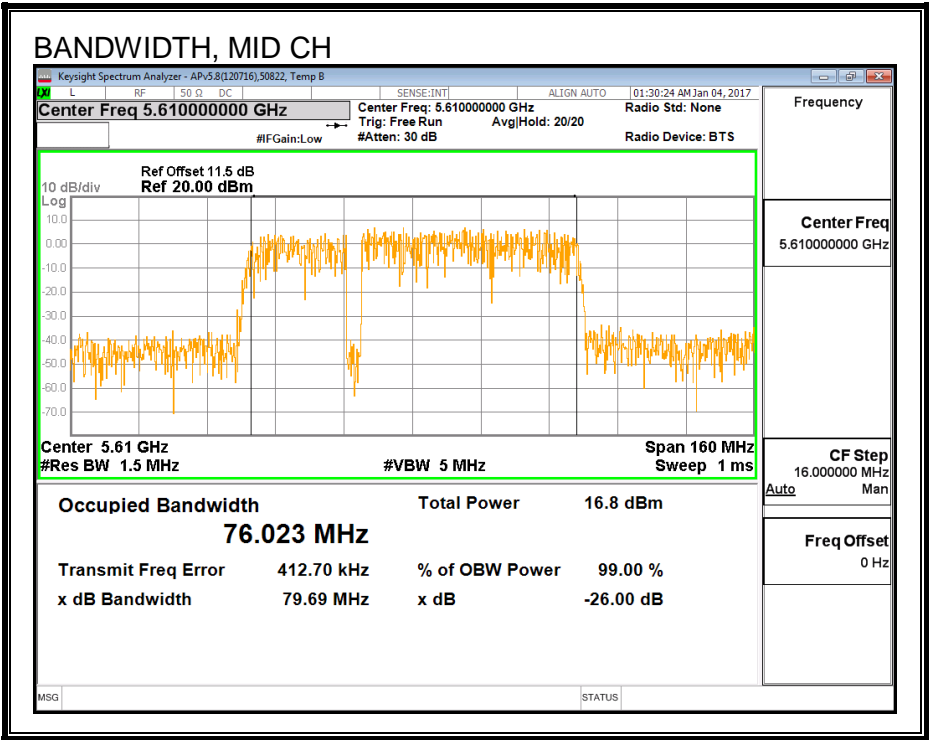
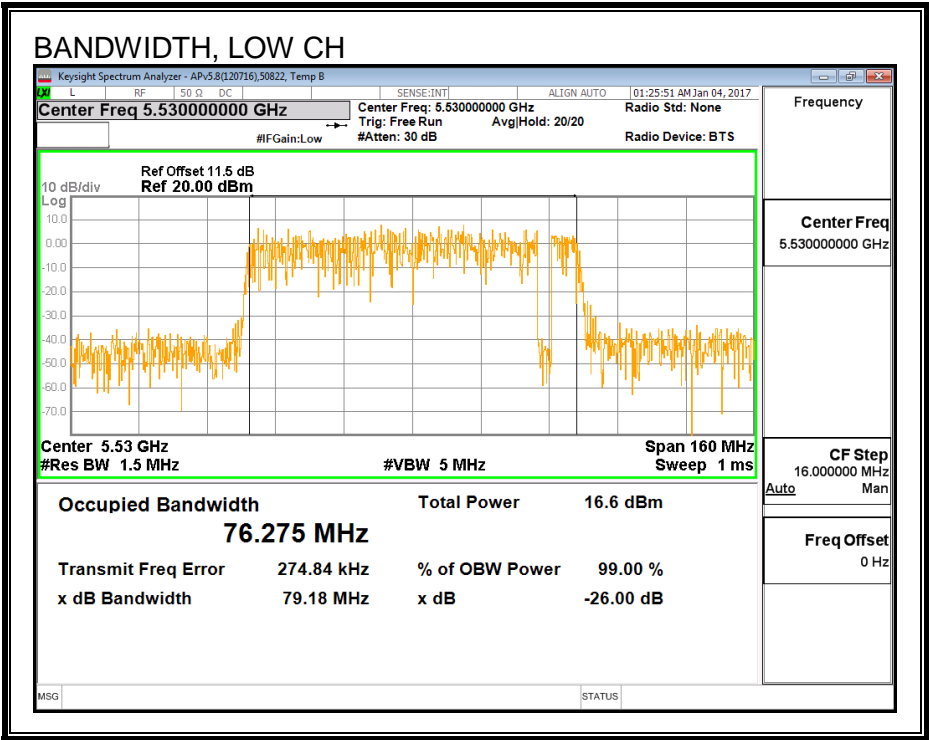
LIMITS

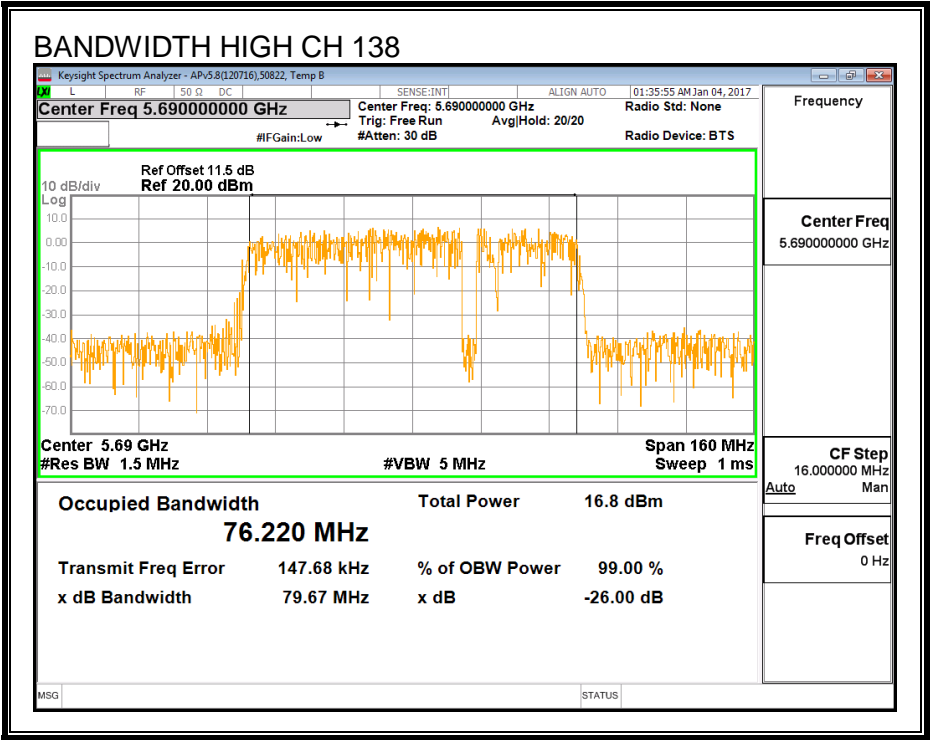
None; for reporting purposes only.

RESULTS

Frequency (MHz)	99% Bandwidth (MHz)
5530	76.275
5610	76.023
5690	76.220

99% BANDWIDTH





8.39.3. AVERAGE POWER

LIMITS

None; for reporting purposes only.

TEST PROCEDURE

Measurements perform using a wideband gated RF power meter.

RESULTS

ID:	39472	Date:	1/30/17
------------	-------	--------------	---------

Channel	Frequency (MHz)	Power (dBm)
Low	5530	13.50
Mid	5610	14.97
High	5690	14.89

8.39.4. OUTPUT POWER AND PSD

LIMITS

FCC §15.407 (a) (2)

For the band 5.47–5.725 GHz, the maximum conducted output power over the frequency band of operation shall not exceed the lesser of 250 mW or $11 \text{ dBm} + 10 \log B$, where B is the 26–dB emission bandwidth in MHz. In addition, the maximum power spectral density shall not exceed 11 dBm in any 1–MHz band. If transmitting antennas of directional gain greater than 6 dBi are used, both the maximum conducted output power and the peak power spectral density shall be reduced by the amount in dB that the directional gain of the antenna exceeds 6 dBi.

TEST PROCEDURE

Measurements perform using a wideband gated RF power meter provided that the gate parameters are adjusted such that the power is measured only when the EUT is transmitting at its maximum power control level. Since the measurement is made only during the ON time of the transmitter, no duty cycle correction factor is required.

Straddle channel power is measured using PXA spectrum analyzer, duty cycle correction factor is required.

DIRECTIONAL ANTENNA GAIN

There is only one transmitter output therefore the directional gain is equal to the antenna gain.

RESULTS

ID:	39472	Date:	1/30/17
------------	-------	--------------	---------

Channel	Frequency (MHz)	Min 26 dB BW (MHz)	Min 99% BW (MHz)	Directional Gain (dBi)	Power Limit (dBm)	PSD Limit (dBm)
Low	5530	82.72	76.275	3.69	24.00	11.00
Mid	5610	82.88	76.023	3.69	24.00	11.00

Duty Cycle CF (dB)	0.20	Included in Calculations of Corr'd PSD
---------------------------	------	--

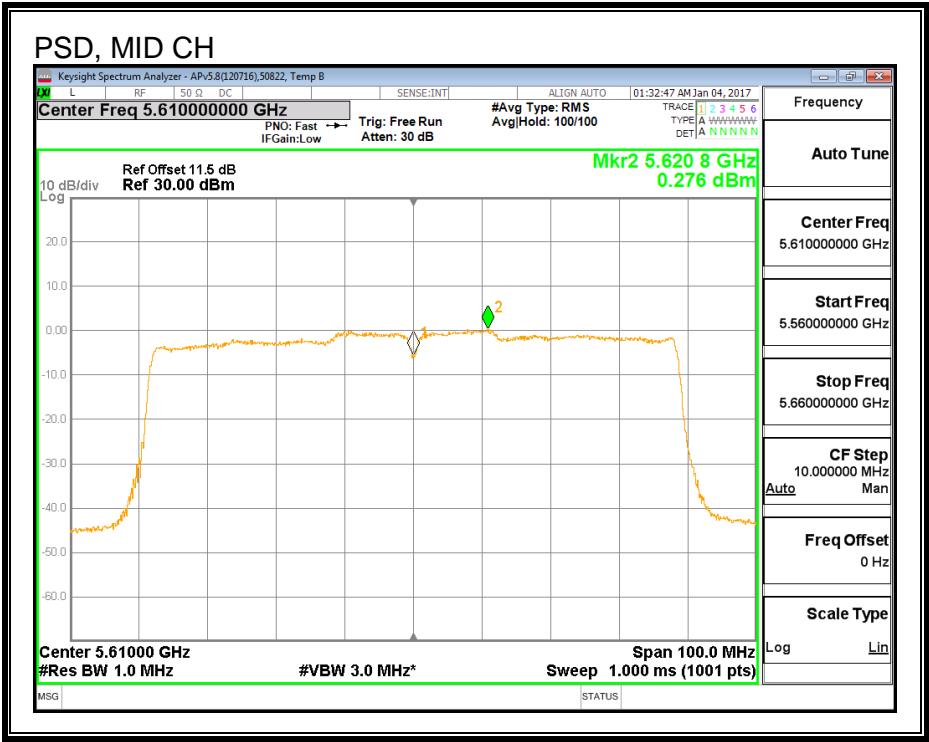
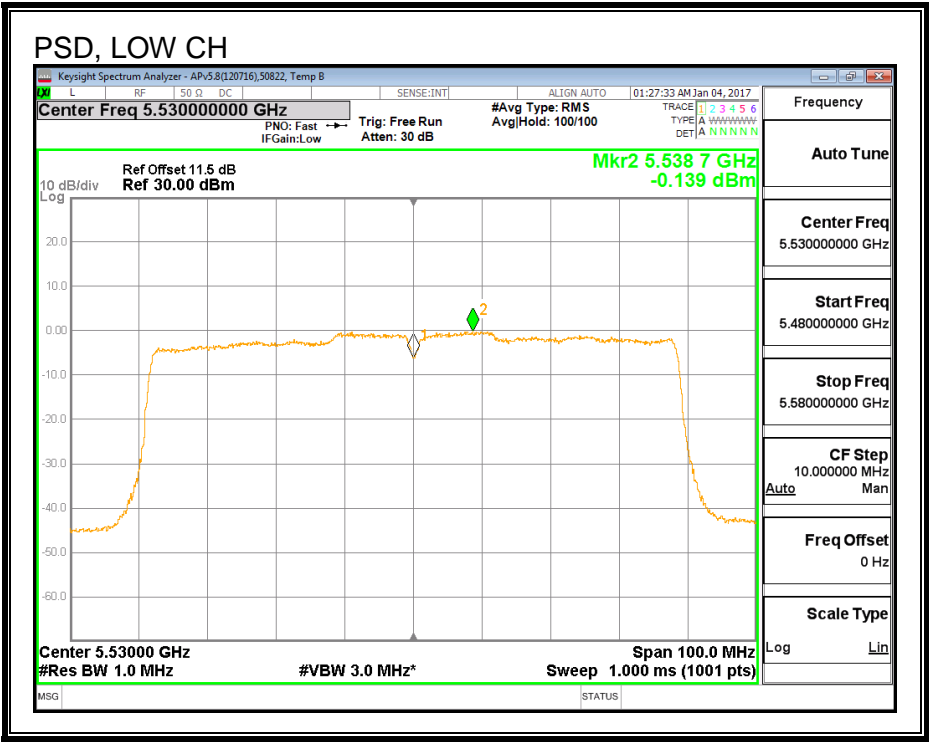
Output Power Results

Channel	Frequency (MHz)	Ant A Meas Power (dBm)	Total Corr'd Power (dBm)	Power Limit (dBm)	Power Margin (dB)
Low	5530	13.50	13.50	24.00	-10.50
Mid	5610	14.97	14.97	24.00	-9.03

PSD Results

Channel	Frequency (MHz)	Ant A Meas PSD (dBm)	Total Corr'd PSD (dBm)	PSD Limit (dBm)	PSD Margin (dB)
Low	5530	-0.14	0.06	11.00	-10.94
Mid	5610	0.28	0.48	11.00	-10.52

PSD



8.40. STRADDLE CHANNEL 138 RESULTS

8.40.1. OUTPUT POWER AND PSD

UNII-2C BAND

Bandwidth, Antenna Gain, and Limits

Channel	Frequency (MHz)	Min 26 dB BW (MHz)	Directional Gain for Power (dBi)	Directional Gain for PSD (dBi)	Power Limit (dBm)	PSD Limit (dBm)
138	5690	76.40	3.69	3.69	24.00	11.00

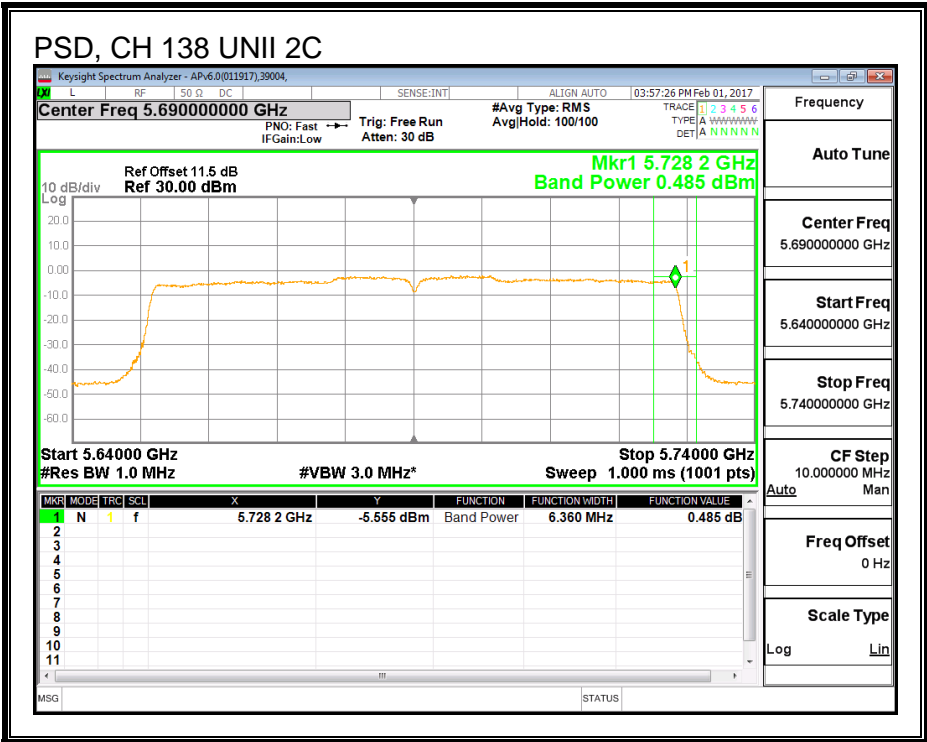
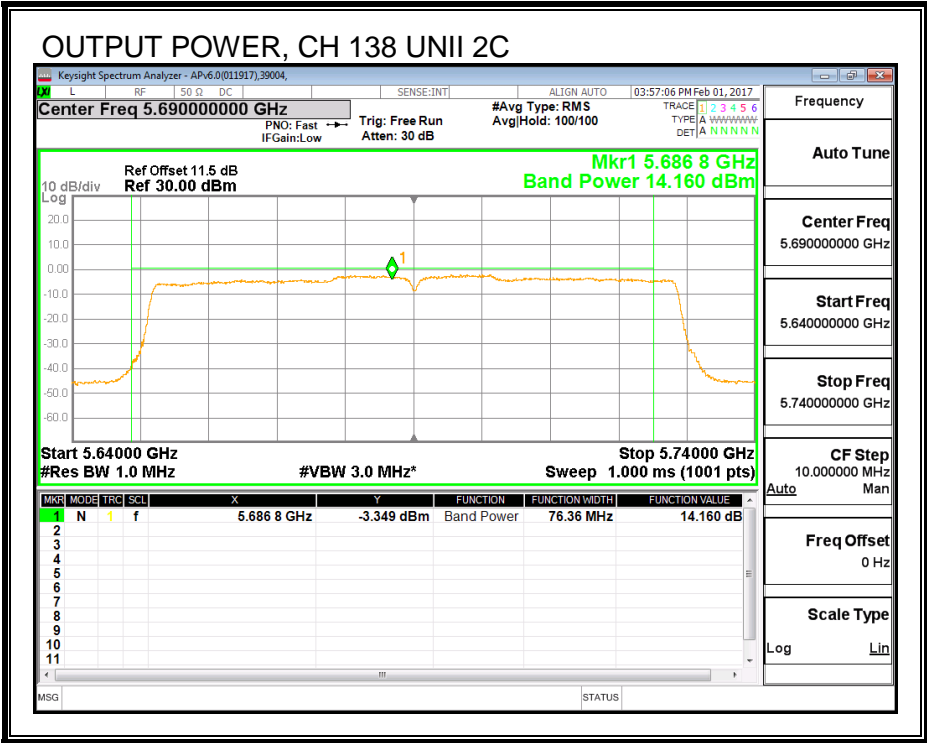
Duty Cycle CF (dB)	0.20	Included in Calculations of Corr'd Power & PSD
--------------------	------	--

Output Power Results

Channel	Frequency (MHz)	Ant A Meas Power (dBm)	Total Corr'd Power (dBm)	Power Limit (dBm)	Power Margin (dB)
138	5690	14.16	14.36	24.00	-9.64

PSD Results

Channel	Frequency (MHz)	Ant A Meas PSD (dBm)	Total Corr'd PSD (dBm)	PSD Limit (dBm)	PSD Margin (dB)
138	5690	0.49	0.69	11.00	-10.32



UNII-3 BAND

Antenna Gain and Limit

Channel	Frequency (MHz)	Min 26 dB BW (MHz)	Directional Gain (dBi)	Power Limit (dBm)	PSD Limit (dBm)
138	5690	6.40	3.40	30.00	30.00

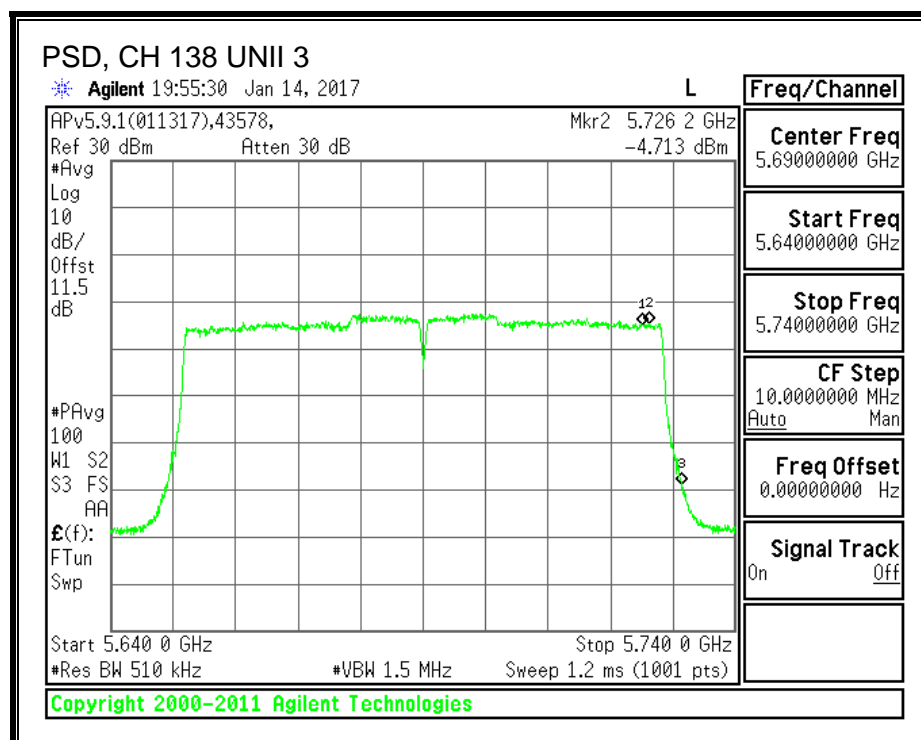
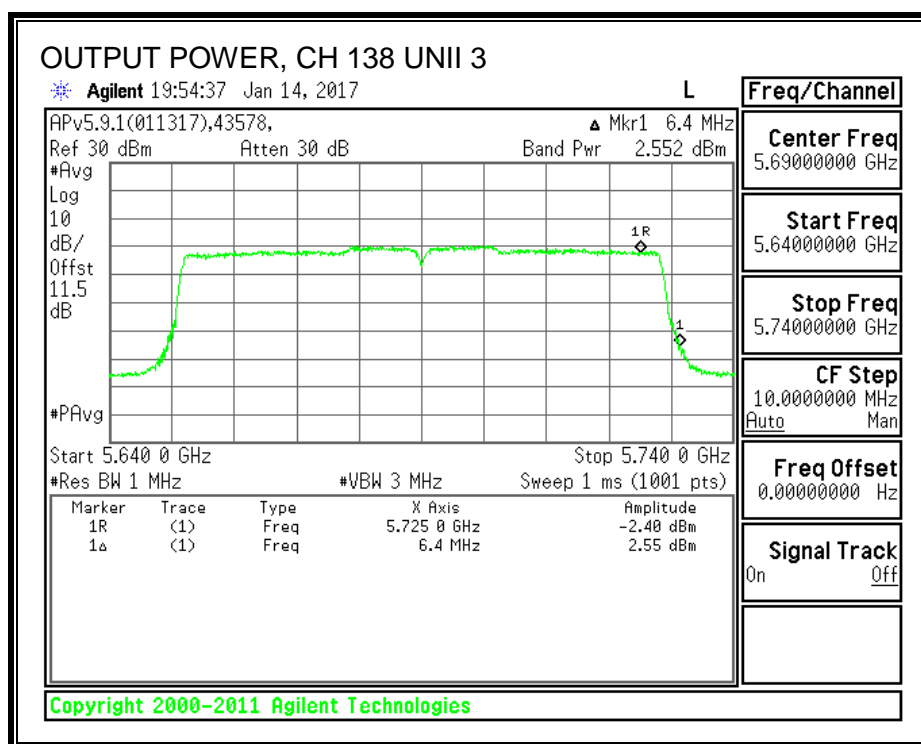
Duty Cycle CF (dB)	0.20	Included in Calculations of Corr'd Power & PSD
--------------------	------	--

Output Power Results

Channel	Frequency (MHz)	Ant A Meas Power (dBm)	Total Corr'd Power (dBm)	Power Limit (dBm)	Power Margin (dB)
138	5690	2.552	2.75	30.00	-27.25

PSD Results

Channel	Frequency (MHz)	Ant A Meas PSD (dBm)	Total Corr'd PSD (dBm)	PSD Limit (dBm)	PSD Margin (dB)
138	5690	-4.173	-3.97	30.00	-33.97



8.40.2. 6 dB BANDWIDTH

LIMITS

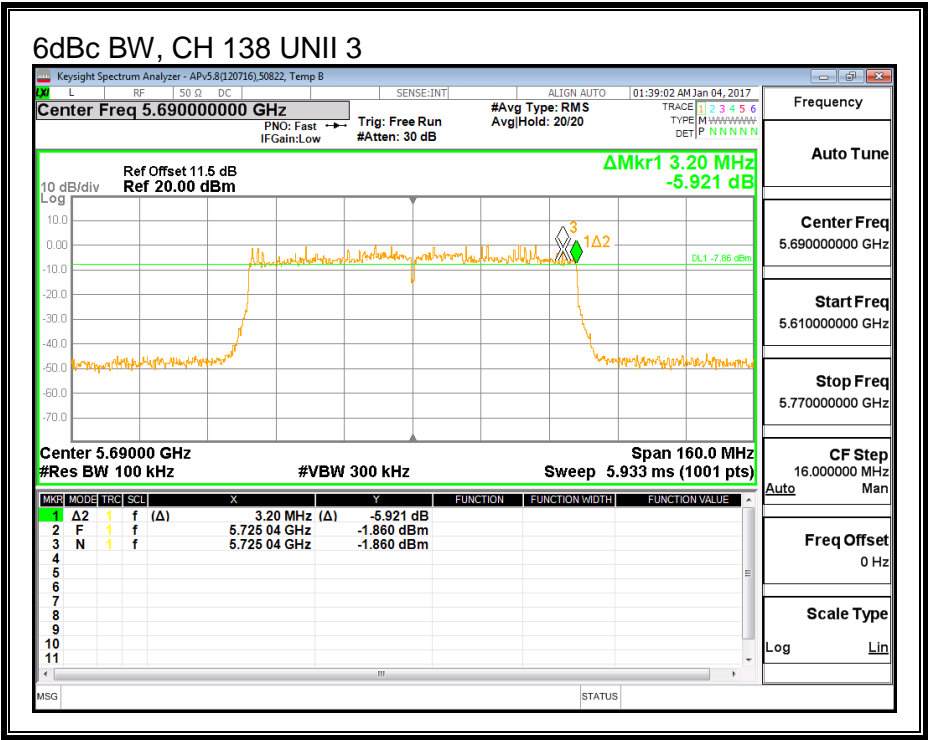
FCC §15.407 (e)

The minimum 6 dB bandwidth shall be at least 500 kHz.

RESULTS

Channel	Frequency (MHz)	6 dB Bandwidth (MHz)
High	5690	3.20

6 dB BANDWIDTH



8.41. 802.11ac VHT80 ANTENNA B MODE IN THE 5.6 GHz BAND

8.41.1. 26 dB BANDWIDTH

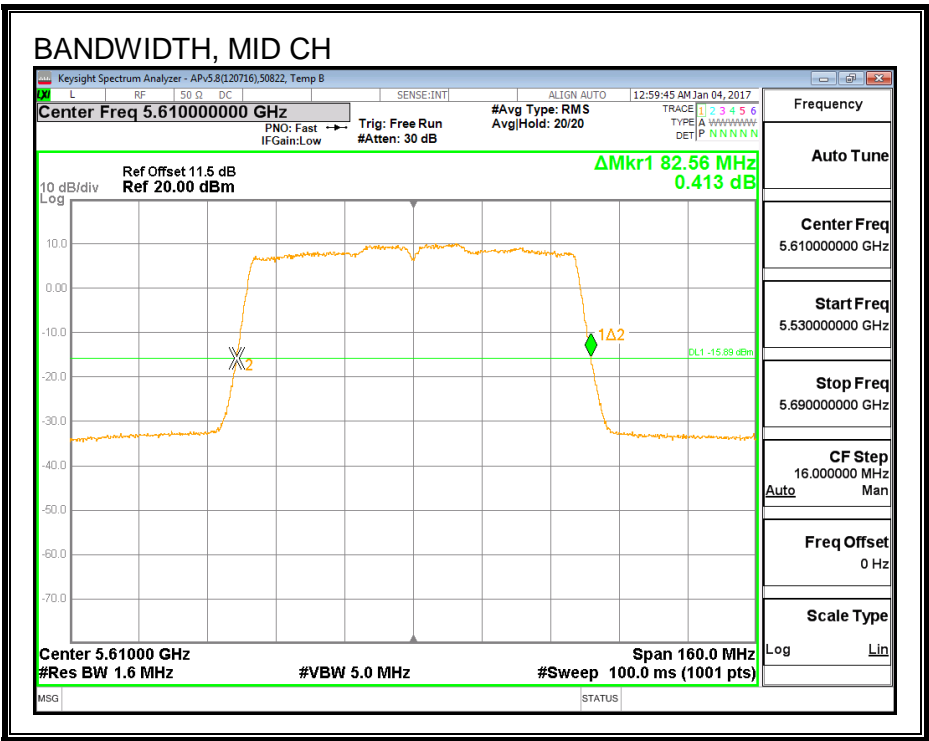
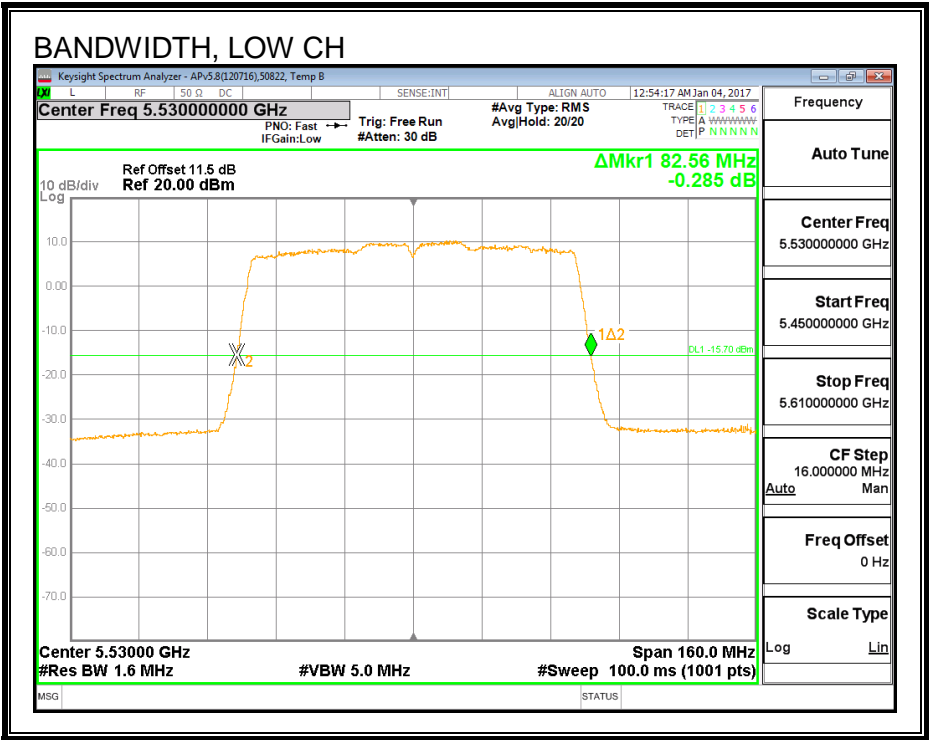
LIMITS

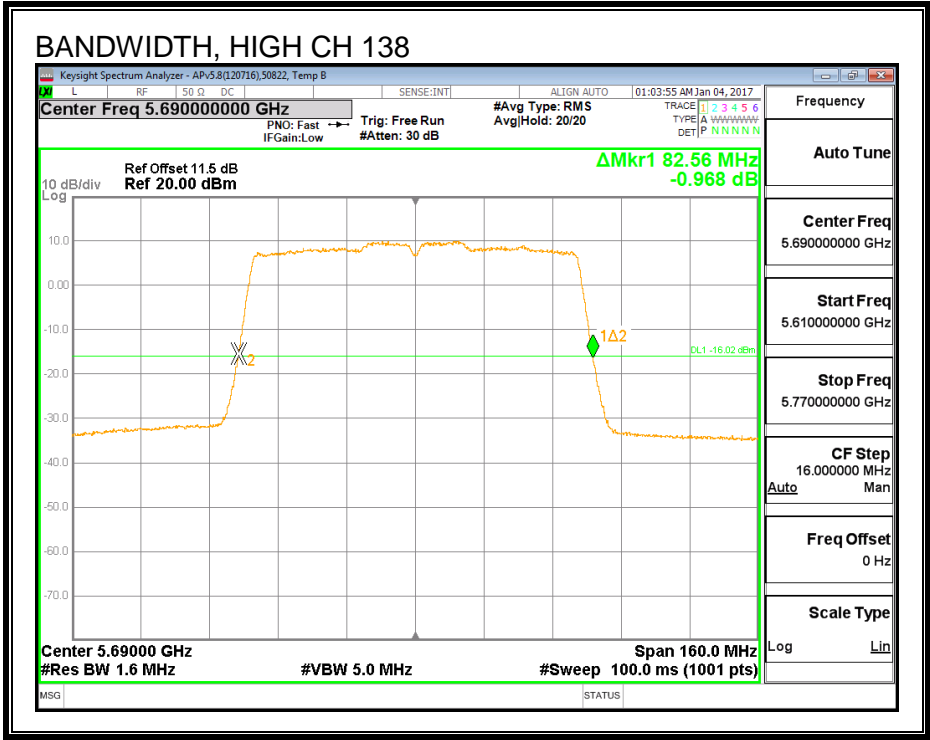
None; for reporting purposes only.

RESULTS

Channel	Frequency (MHz)	26 dB Bandwidth (MHz)
Low	5530	82.56
Mid	5610	82.56
High	5690	82.56

26 dB BANDWIDTH





8.41.2. 99% BANDWIDTH

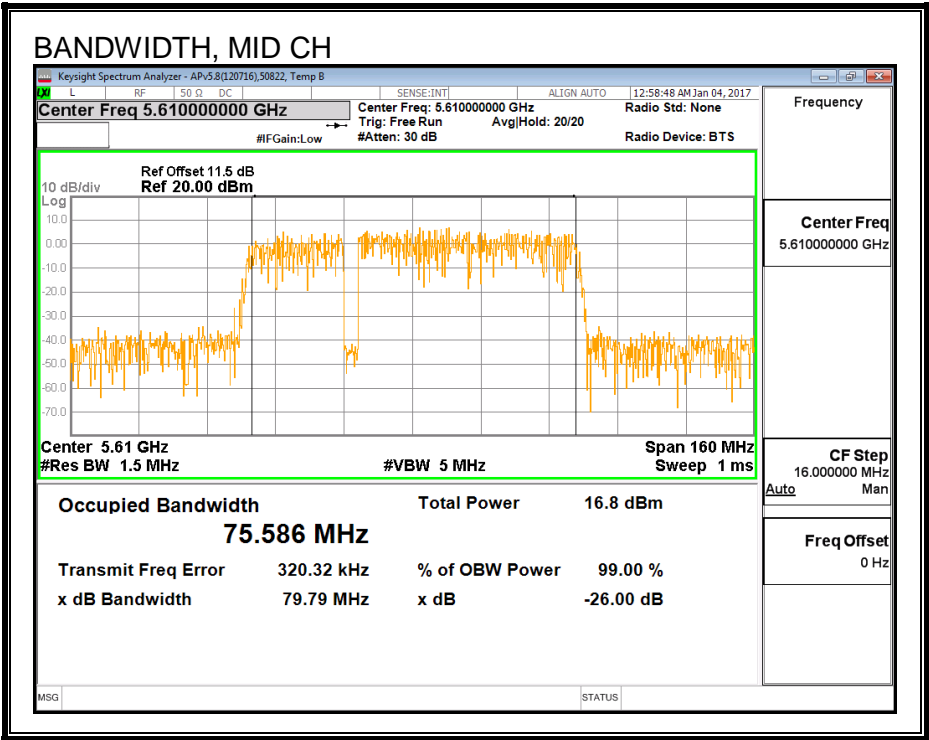
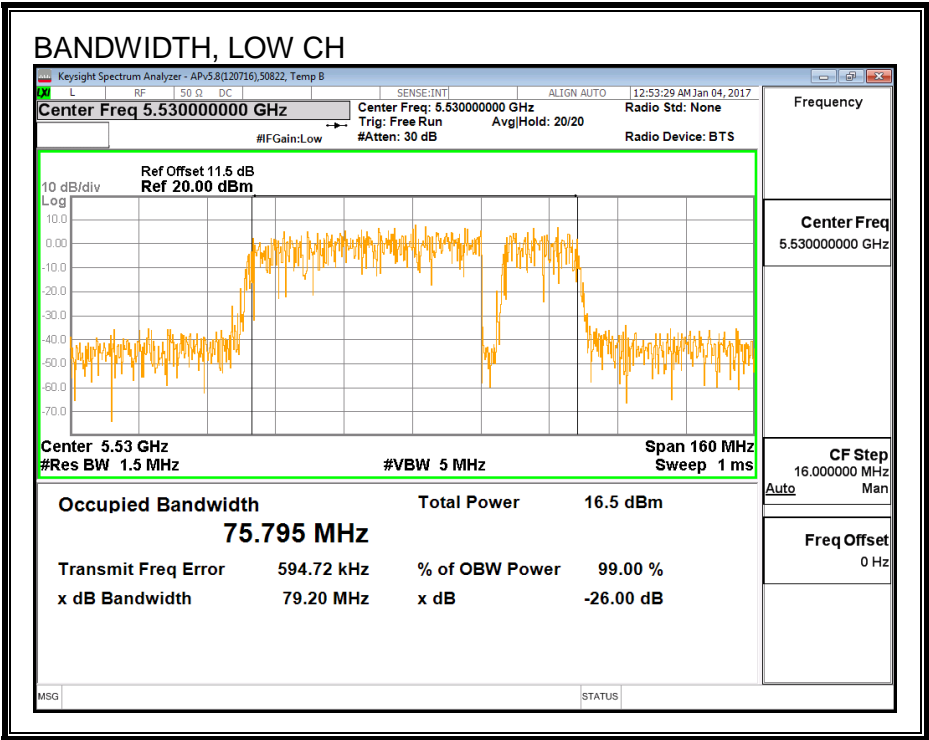
LIMITS

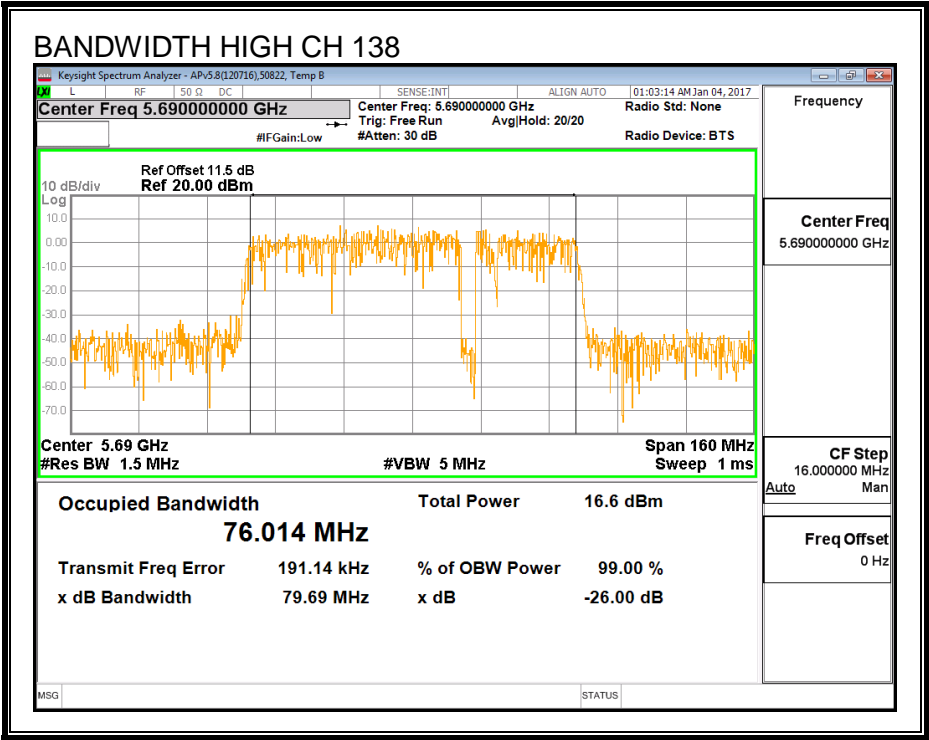
None; for reporting purposes only.

RESULTS

Frequency (MHz)	99% Bandwidth (MHz)
5530	75.795
5610	75.586
5690	76.014

99% BANDWIDTH





8.41.3. AVERAGE POWER

LIMITS

None; for reporting purposes only.

TEST PROCEDURE

Measurements perform using a wideband gated RF power meter.

RESULTS

ID:	39472	Date:	1/30/17
------------	-------	--------------	---------

Channel	Frequency (MHz)	Power (dBm)
Low	5530	13.32
Mid	5610	15.00
High	5690	14.95

8.41.4. OUTPUT POWER AND PSD

LIMITS

FCC §15.407 (a) (2)

For the band 5.47–5.725 GHz, the maximum conducted output power over the frequency band of operation shall not exceed the lesser of 250 mW or $11 \text{ dBm} + 10 \log B$, where B is the 26–dB emission bandwidth in MHz. In addition, the maximum power spectral density shall not exceed 11 dBm in any 1–MHz band. If transmitting antennas of directional gain greater than 6 dBi are used, both the maximum conducted output power and the peak power spectral density shall be reduced by the amount in dB that the directional gain of the antenna exceeds 6 dBi.

TEST PROCEDURE

Measurements perform using a wideband gated RF power meter provided that the gate parameters are adjusted such that the power is measured only when the EUT is transmitting at its maximum power control level. Since the measurement is made only during the ON time of the transmitter, no duty cycle correction factor is required.

Straddle channel power is measured using PXA spectrum analyzer, duty cycle correction factor is required.

DIRECTIONAL ANTENNA GAIN

There is only one transmitter output therefore the directional gain is equal to the antenna gain.

RESULTS

ID:	39472	Date:	1/30/17
------------	-------	--------------	---------

Bandwidth, Antenna Gain, and Limits

Channel	Frequency (MHz)	Min 26 dB BW (MHz)	Min 99% BW (MHz)	Directional Gain (dBi)	Power Limit (dBm)	PSD Limit (dBm)
Low	5530	82.560	75.795	3.10	24.00	11.00
Mid	5610	82.560	75.586	3.10	24.00	11.00

Duty Cycle CF (dB)	0.20	Included in Calculations of Corr'd PSD
---------------------------	------	---

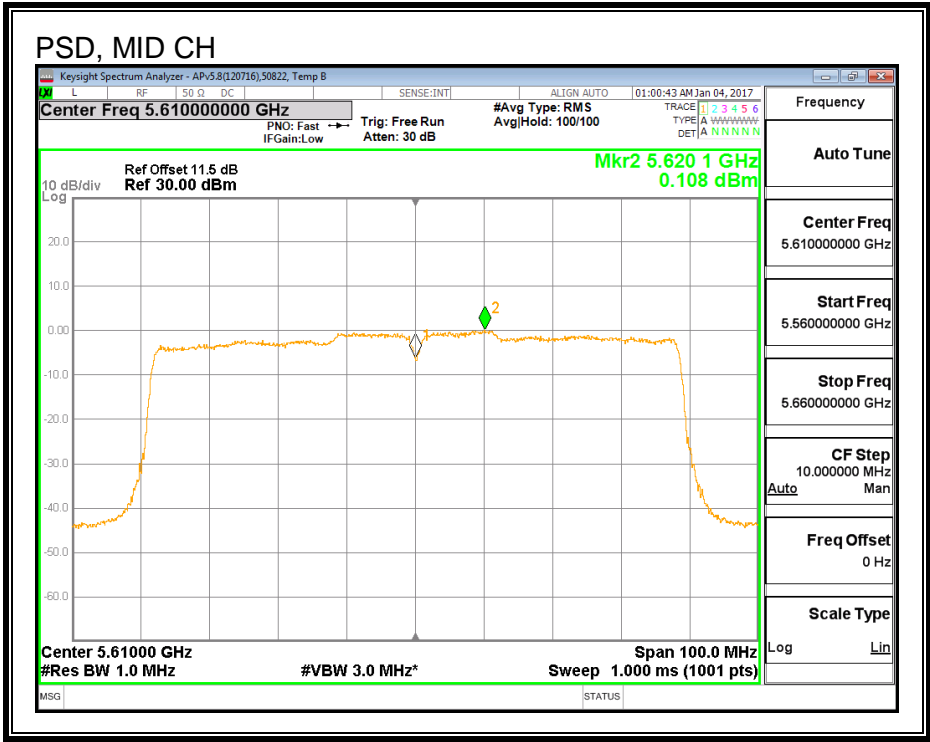
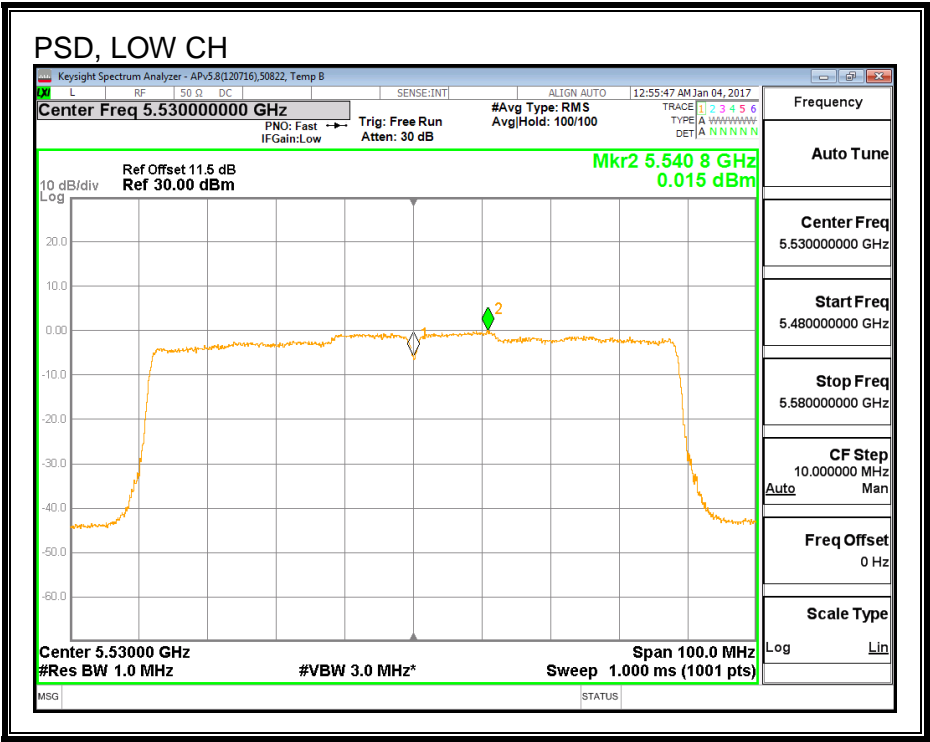
Output Power Results

Channel	Frequency (MHz)	Ant B Meas Power (dBm)	Total Corr'd Power (dBm)	Power Limit (dBm)	Power Margin (dB)
Low	5530	13.32	13.32	24.00	-10.68
Mid	5610	15.00	15.00	24.00	-9.00

PSD Results

Channel	Frequency (MHz)	Ant B Meas PSD (dBm)	Total Corr'd PSD (dBm)	PSD Limit (dBm)	PSD Margin (dB)
Low	5530	0.02	0.22	11.00	-10.79
Mid	5610	0.11	0.31	11.00	-10.69

PSD



8.42. STRADDLE CHANNEL 138 RESULTS

8.42.1. OUTPUT POWER AND PSD

UNII-2C BAND

Bandwidth, Antenna Gain, and Limits

Channel	Frequency (MHz)	Min 26 dB BW (MHz)	Directional Gain for Power (dBi)	Directional Gain for PSD (dBi)	Power Limit (dBm)	PSD Limit (dBm)
138	5690	76.30	3.10	3.10	24.00	11.00

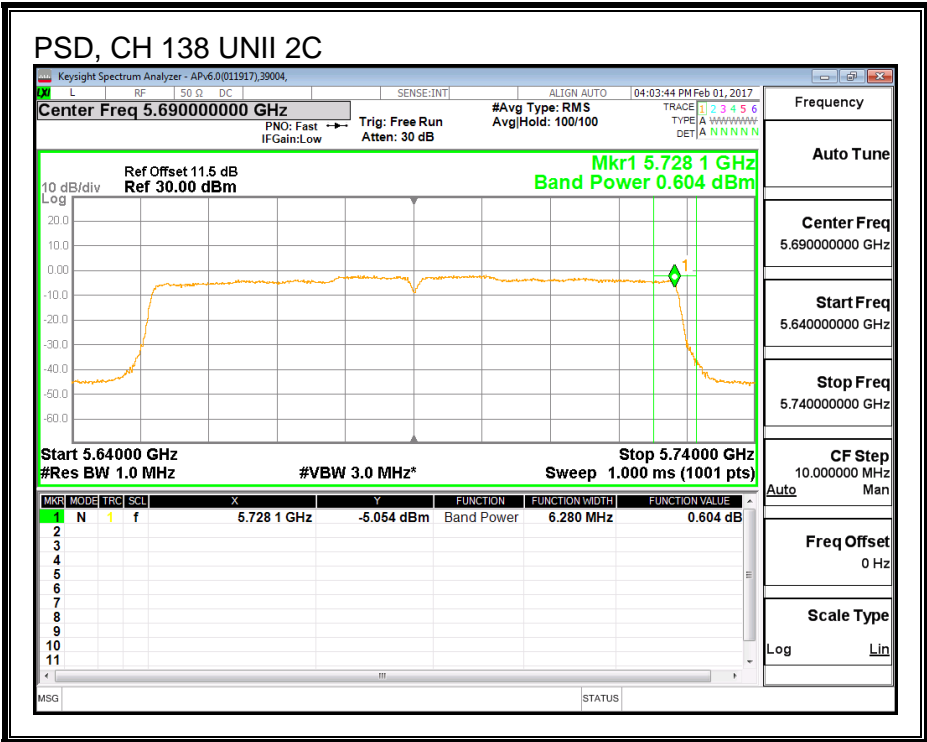
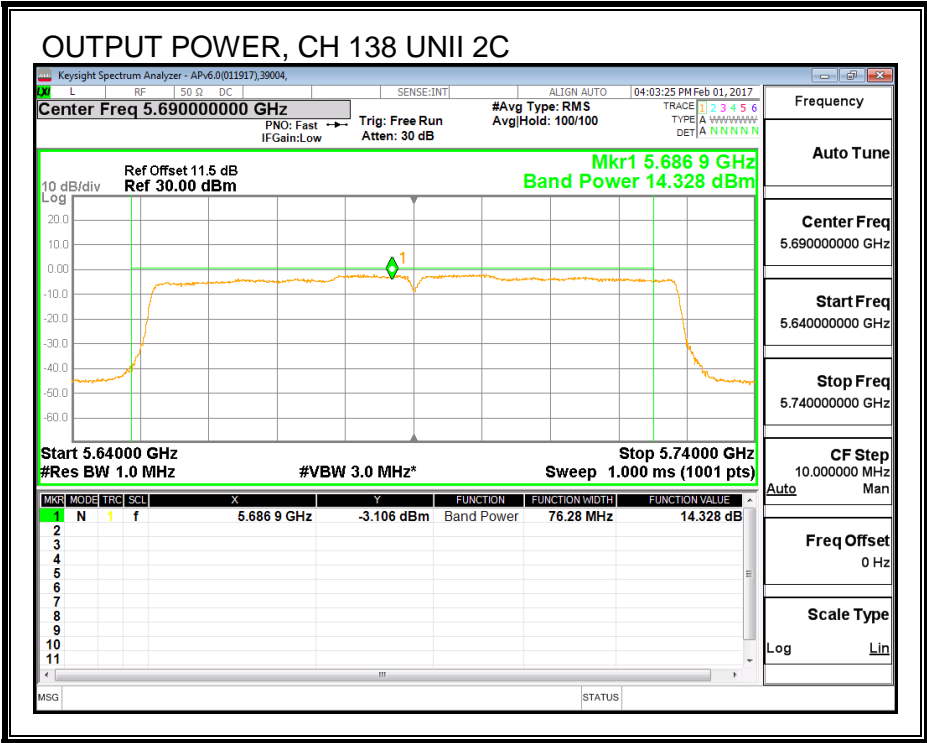
Duty Cycle CF (dB)	0.20	Included in Calculations of Corr'd Power & PSD
--------------------	------	--

Output Power Results

Channel	Frequency (MHz)	Ant B Meas Power (dBm)	Total Corr'd Power (dBm)	Power Limit (dBm)	Power Margin (dB)
138	5690	14.33	14.53	24.00	-9.47

PSD Results

Channel	Frequency (MHz)	Ant B Meas PSD (dBm)	Total Corr'd PSD (dBm)	PSD Limit (dBm)	PSD Margin (dB)
138	5690	0.60	0.80	11.00	-10.20



UNII-3 BAND

Antenna Gain and Limit

Channel	Frequency (MHz)	Min 26 dB BW (MHz)	Directional Gain (dBi)	Power Limit (dBm)	PSD Limit (dBm)
138	5690	6.30	3.18	30.00	30.00

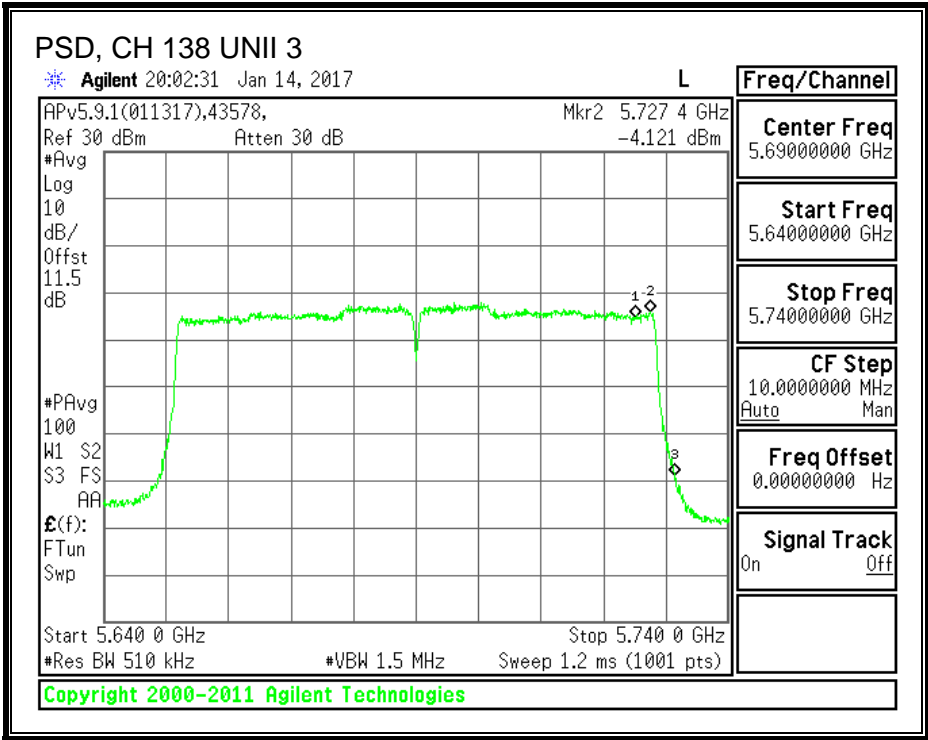
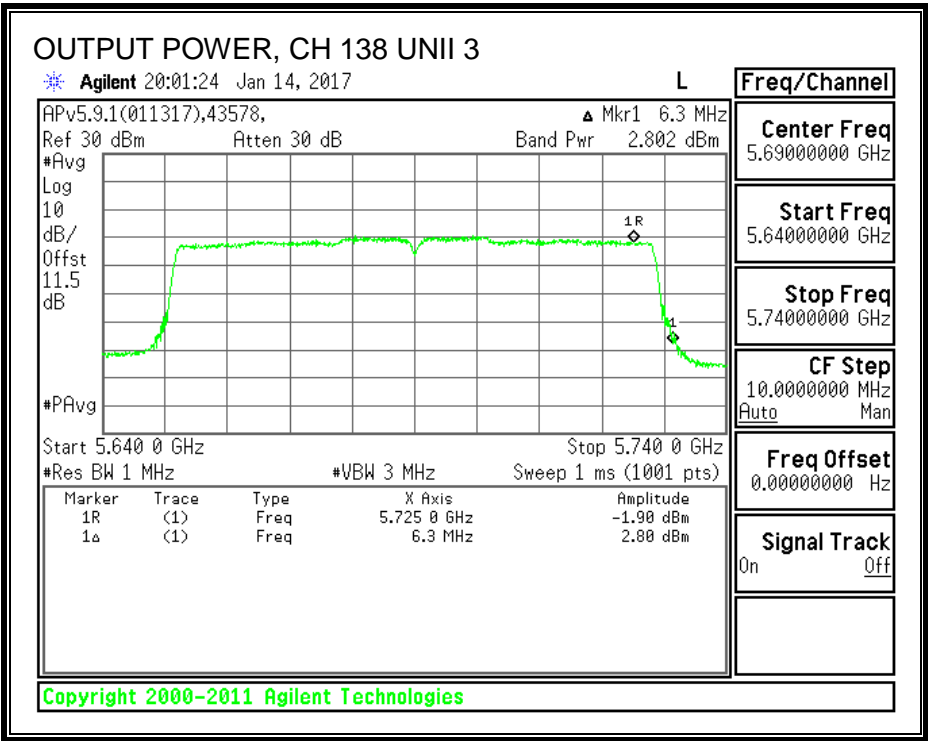
Duty Cycle CF (dB)	0.20	Included in Calculations of Corr'd Power & PSD
--------------------	------	--

Output Power Results

Channel	Frequency (MHz)	Ant B Meas Power (dBm)	Total Corr'd Power (dBm)	Power Limit (dBm)	Power Margin (dB)
138	5690	2.802	3.00	30.00	-27.00

PSD Results

Channel	Frequency (MHz)	Ant B Meas PSD (dBm)	Total Corr'd PSD (dBm)	PSD Limit (dBm)	PSD Margin (dB)
138	5690	-4.121	-3.92	30.00	-33.92



8.42.2. 6 dB BANDWIDTH

LIMITS

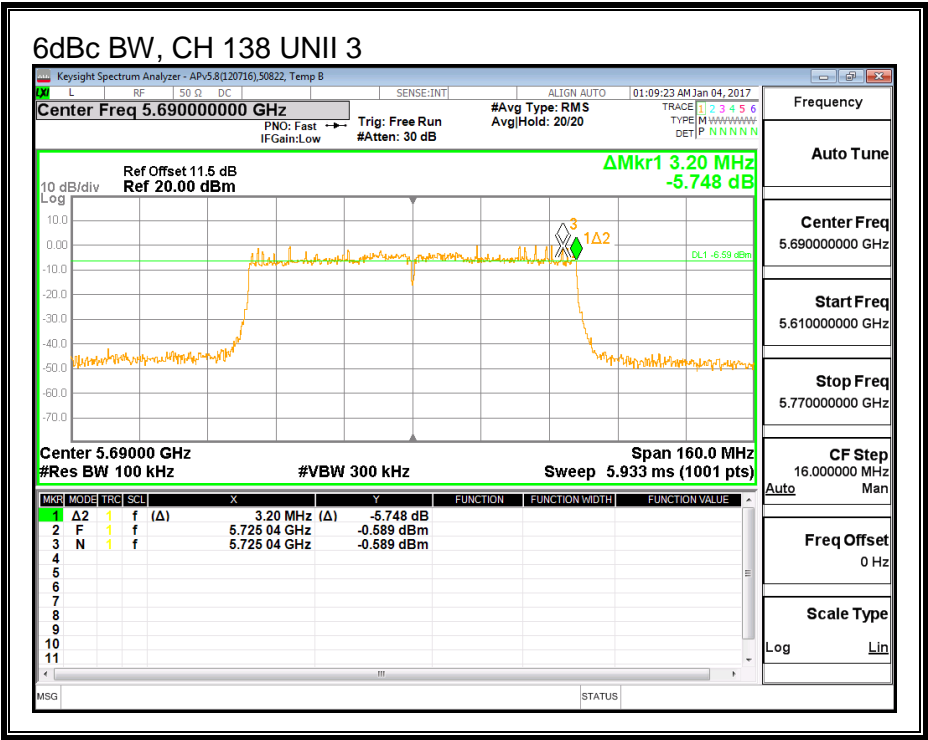
FCC §15.407 (e)

The minimum 6 dB bandwidth shall be at least 500 kHz.

RESULTS

Channel	Frequency (MHz)	6 dB Bandwidth (MHz)
High	5690	3.20

6 dB BANDWIDTH



8.43. 802.11ac VHT80 2Tx (ANTENNA A + ANTENNA B) CDD MODE IN THE 5.6 GHz BAND

8.43.1. 26 dB BANDWIDTH

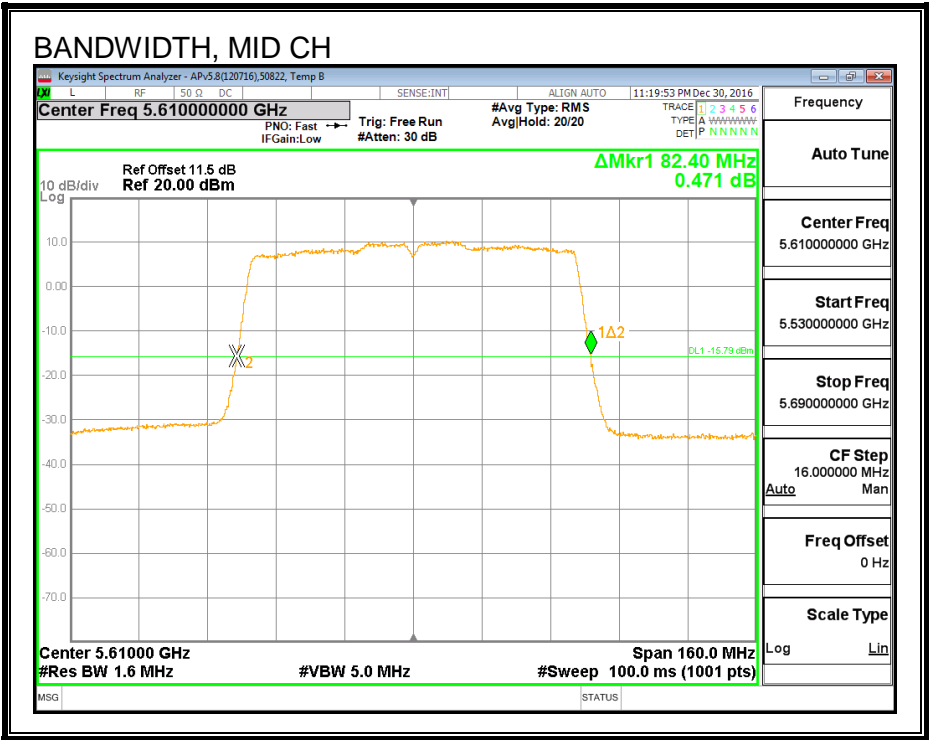
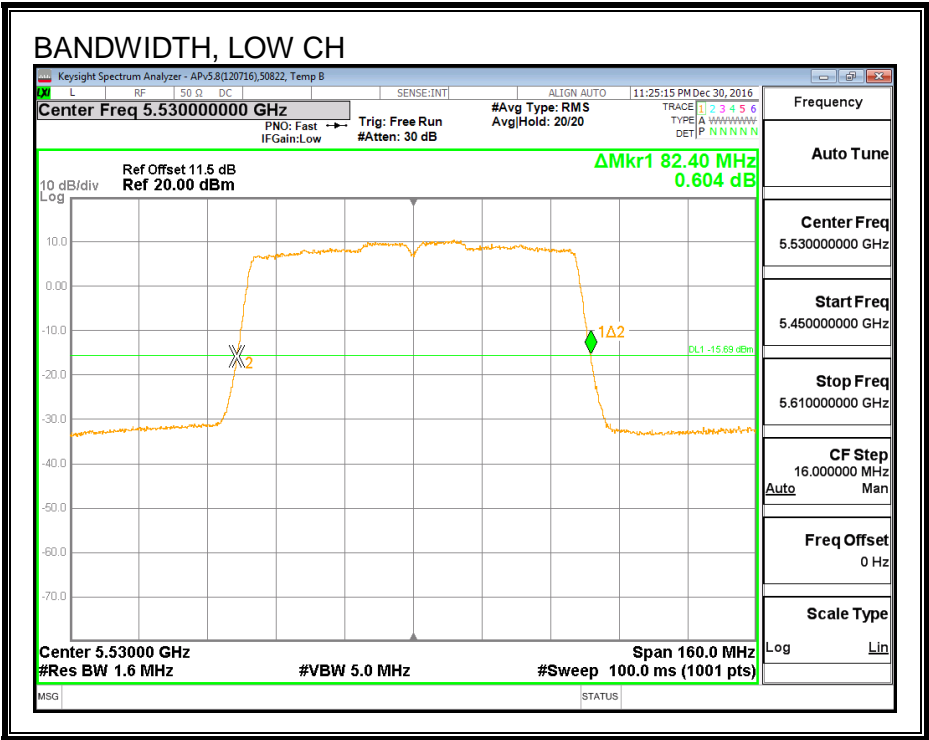
LIMITS

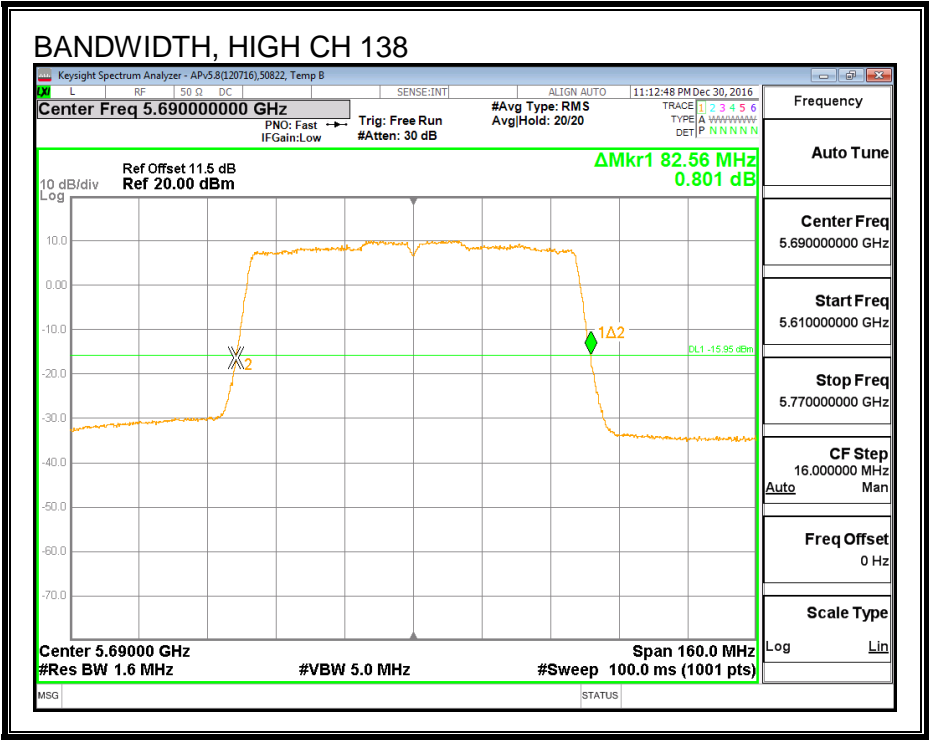
None; for reporting purposes only.

RESULTS

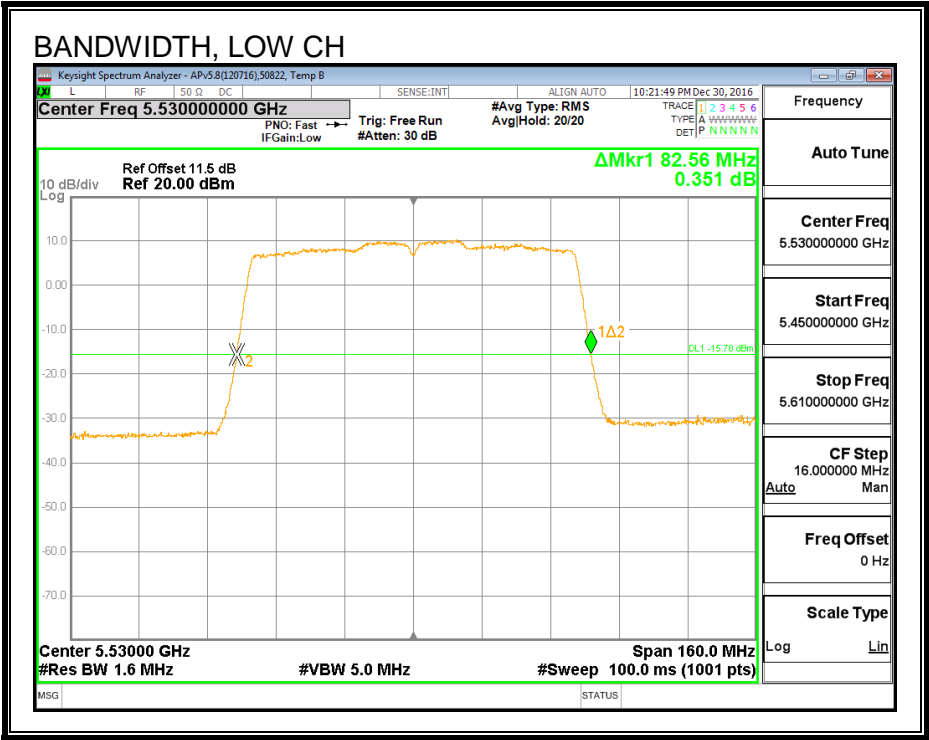
Channel	Frequency (MHz)	26 dB BW Ant A (MHz)	26 dB BW Ant B (MHz)
Low	5530	82.40	82.56
Mid	5610	82.40	82.72
High	5690	82.56	82.72

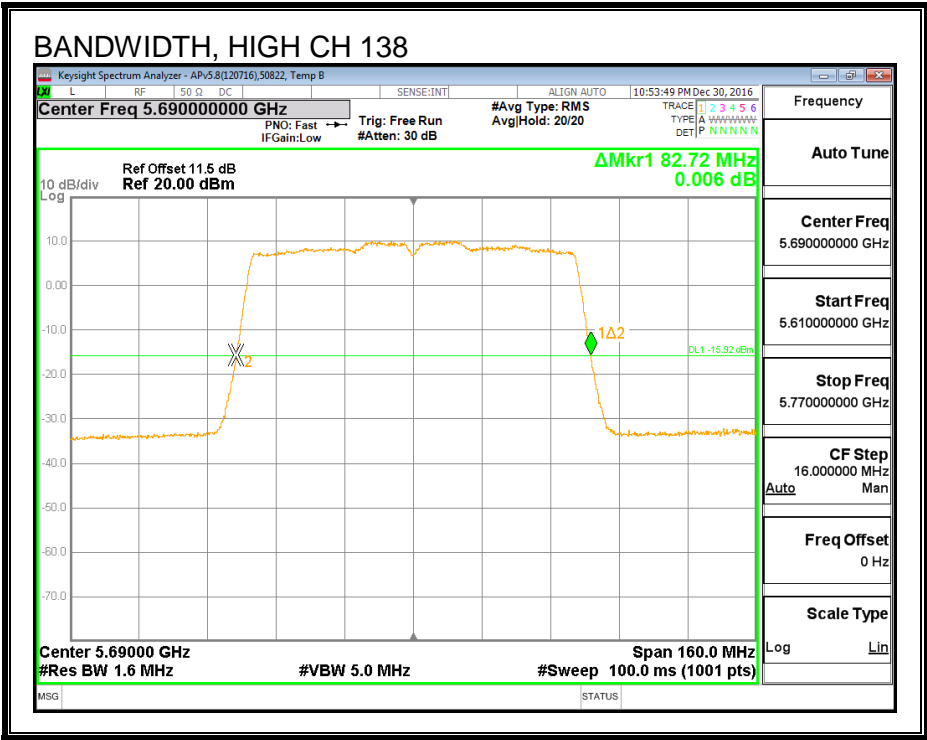
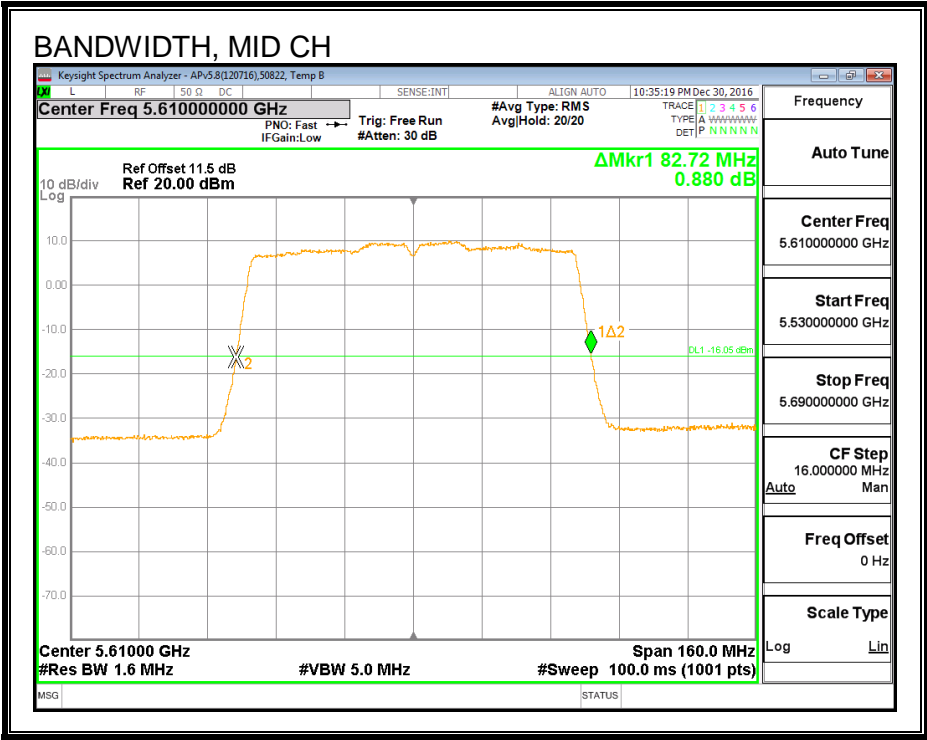
26 dB BANDWIDTH, ANTENNA A





26 dB BANDWIDTH, ANTENNA B





8.43.2. 99% BANDWIDTH

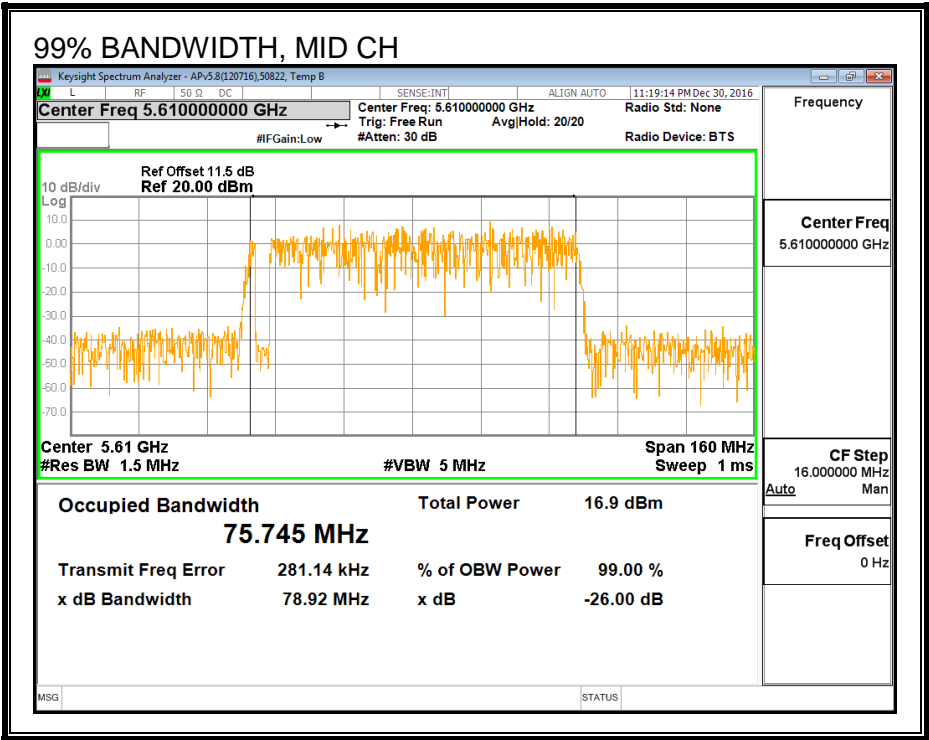
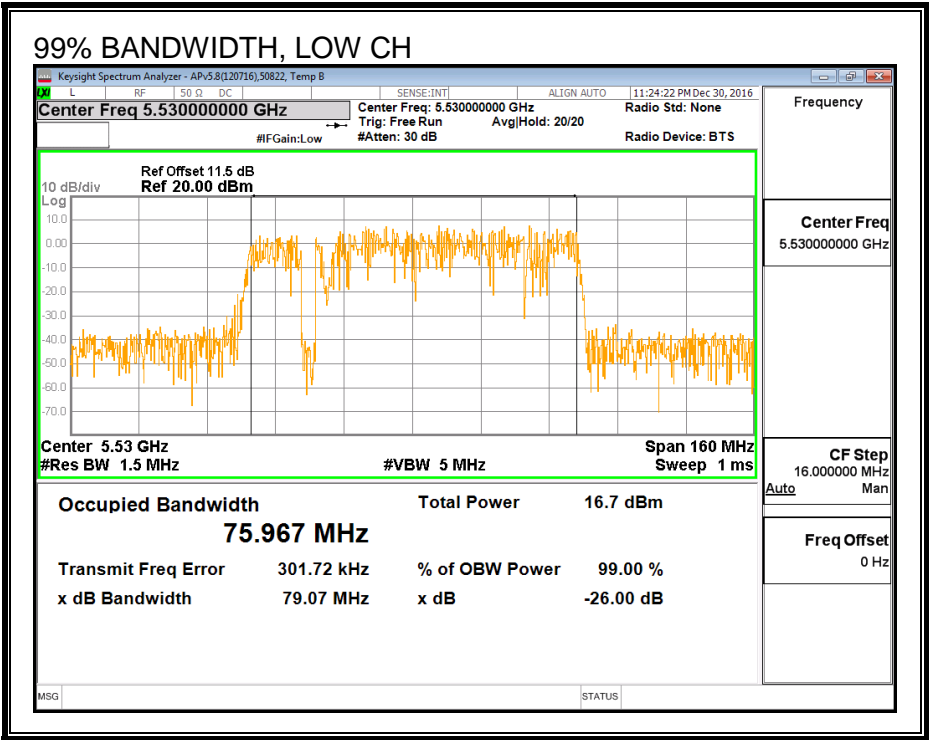
LIMITS

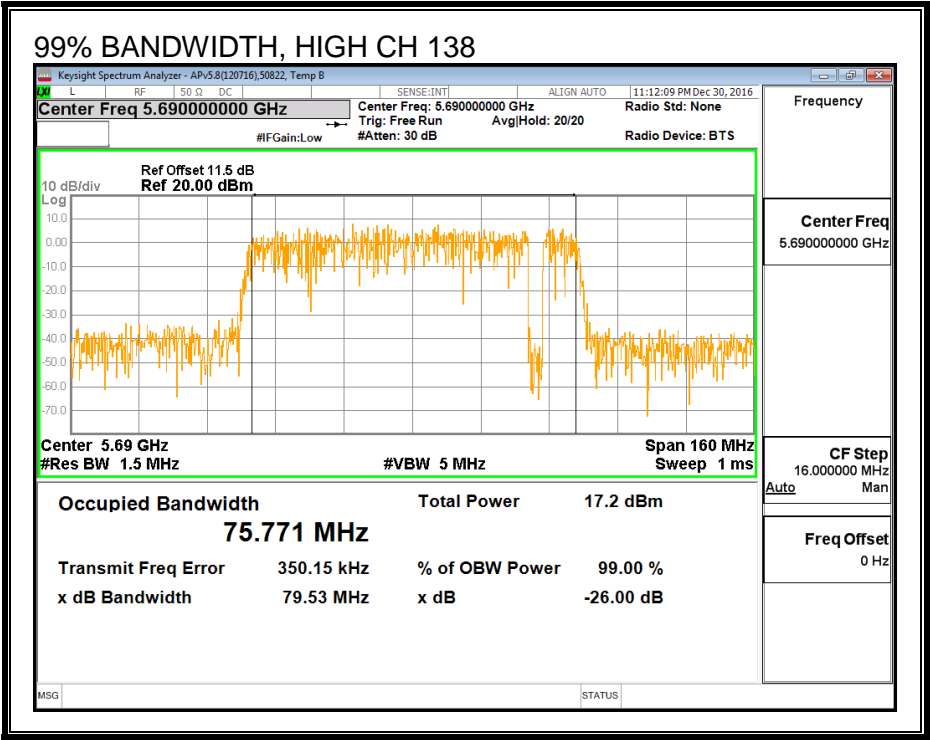
None; for reporting purposes only.

RESULTS

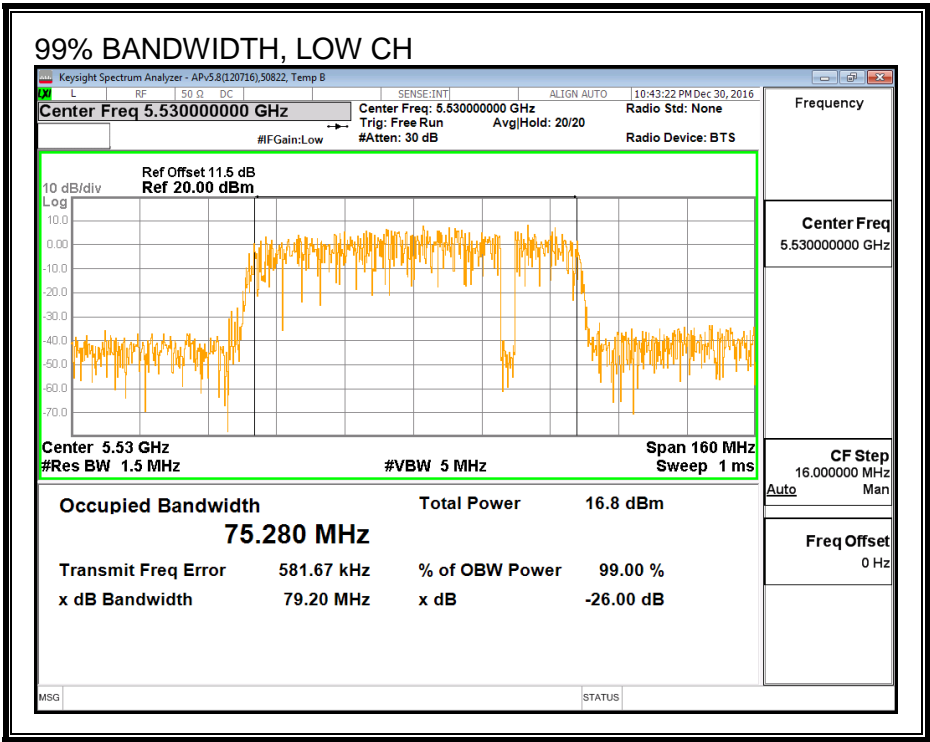
Channel	Frequency (MHz)	99% BW Ant A (MHz)	99% BW Ant B (MHz)
Low	5530	75.967	75.280
Mid	5610	75.745	75.672
High	5690	75.771	75.308

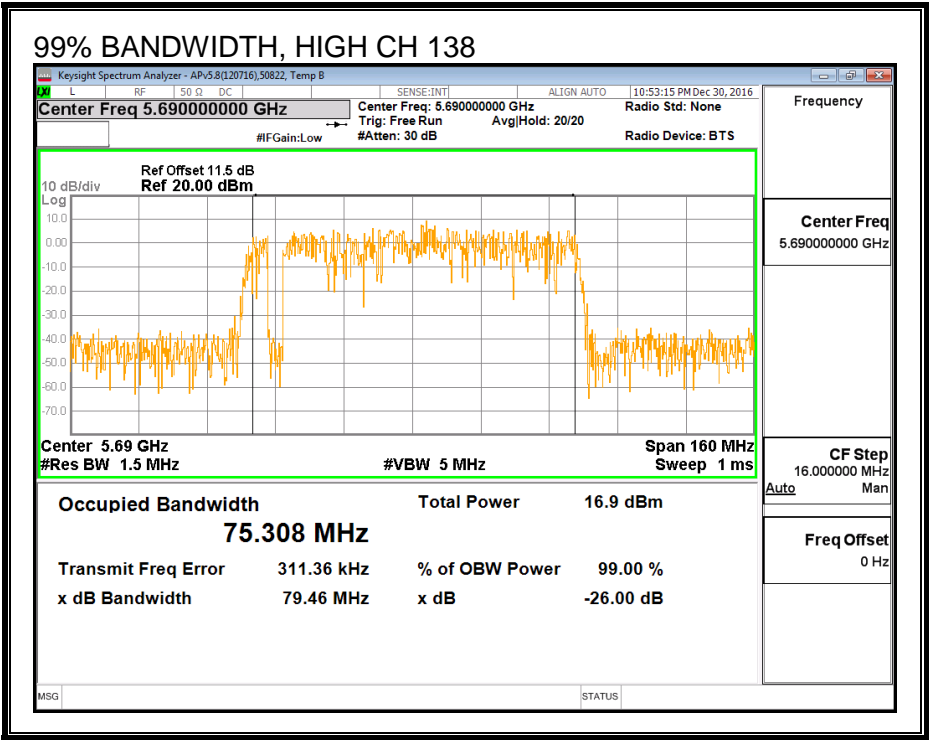
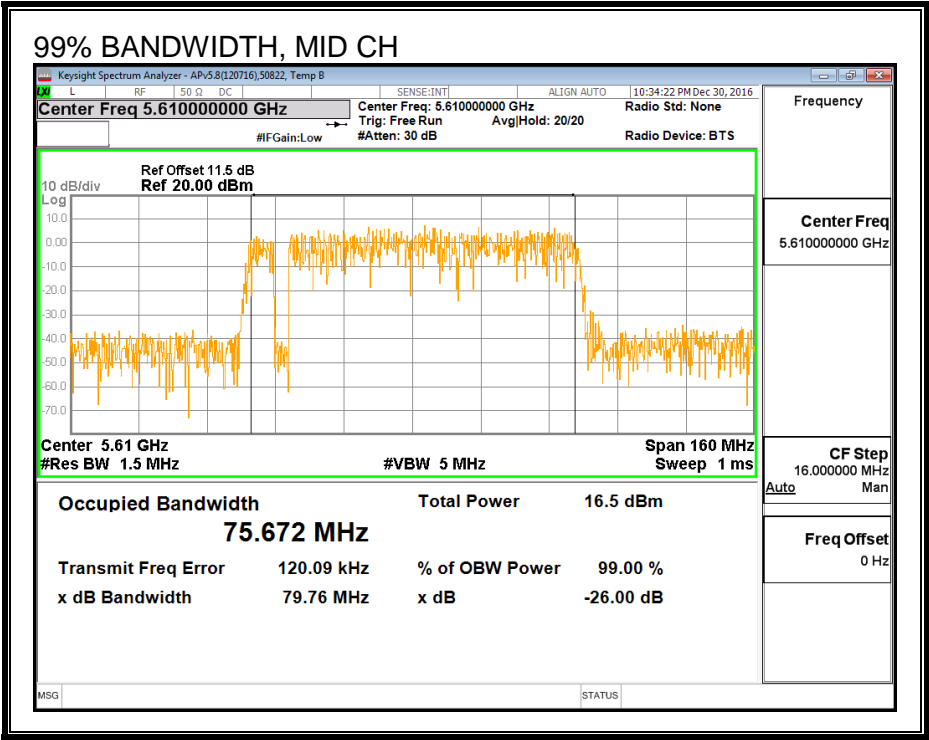
99% BANDWIDTH, ANTENNA A





99% BANDWIDTH, ANTENNA B





8.43.3. AVERAGE POWER

LIMITS

None; for reporting purposes only.

TEST PROCEDURE

Measurements perform using a wideband gated RF power meter.

RESULTS

ID:	39472	Date:	1/30/17
------------	-------	--------------	---------

Channel	Frequency (MHz)	Ant A Power (dBm)	Ant B Power (dBm)	Total Power (dBm)
Low	5530	11.95	12.00	14.99
Mid	5610	14.92	14.96	17.95
High	5690	14.87	14.91	17.90

8.43.4. OUTPUT POWER AND PSD

LIMITS

FCC §15.407 (a) (2)

For the band 5.47–5.725 GHz, the maximum conducted output power over the frequency band of operation shall not exceed the lesser of 250 mW or $11 \text{ dBm} + 10 \log B$, where B is the 26–dB emission bandwidth in MHz. In addition, the maximum power spectral density shall not exceed 11 dBm in any 1–MHz band. If transmitting antennas of directional gain greater than 6 dBi are used, both the maximum conducted output power and the peak power spectral density shall be reduced by the amount in dB that the directional gain of the antenna exceeds 6 dBi.

TEST PROCEDURE

Measurements perform using a wideband gated RF power meter provided that the gate parameters are adjusted such that the power is measured only when the EUT is transmitting at its maximum power control level. Since the measurement is made only during the ON time of the transmitter, no duty cycle correction factor is required.

Straddle channel power is measured using PXA spectrum analyzer, duty cycle correction factor is required.

DIRECTIONAL ANTENNA GAIN

The TX chains are uncorrelated and the antenna gain is unequal among the chains. The directional gain is:

Ant A Antenna Gain (dBi)	Ant B Antenna Gain (dBi)	Uncorrelated Chains Directional Gain (dBi)
3.69	3.10	3.41

The TX chains are correlated and the antenna gain is unequal among the chains. The directional gain is:

Ant A Antenna Gain (dBi)	Ant B Antenna Gain (dBi)	Correlated Chains Directional Gain (dBi)
3.69	3.10	6.41

RESULTS

ID:	39472	Date:	1/30/17
------------	-------	--------------	---------

Bandwidth, Antenna Gain and Limits

Channel	Frequency (MHz)	Min 26 dB BW (MHz)	Min 99% BW (MHz)	Directional Gain for Power (dBi)	Directional Gain for PSD (dBi)	Power Limit (dBm)	PSD Limit (dBm)
Low	5530	82.40	75.280	3.41	6.41	24	10.59
High	5610	82.40	75.672	3.41	6.41	24	10.59

Duty Cycle CF (dB)	0.19	Included in Calculations of Corr'd PSD
---------------------------	------	---

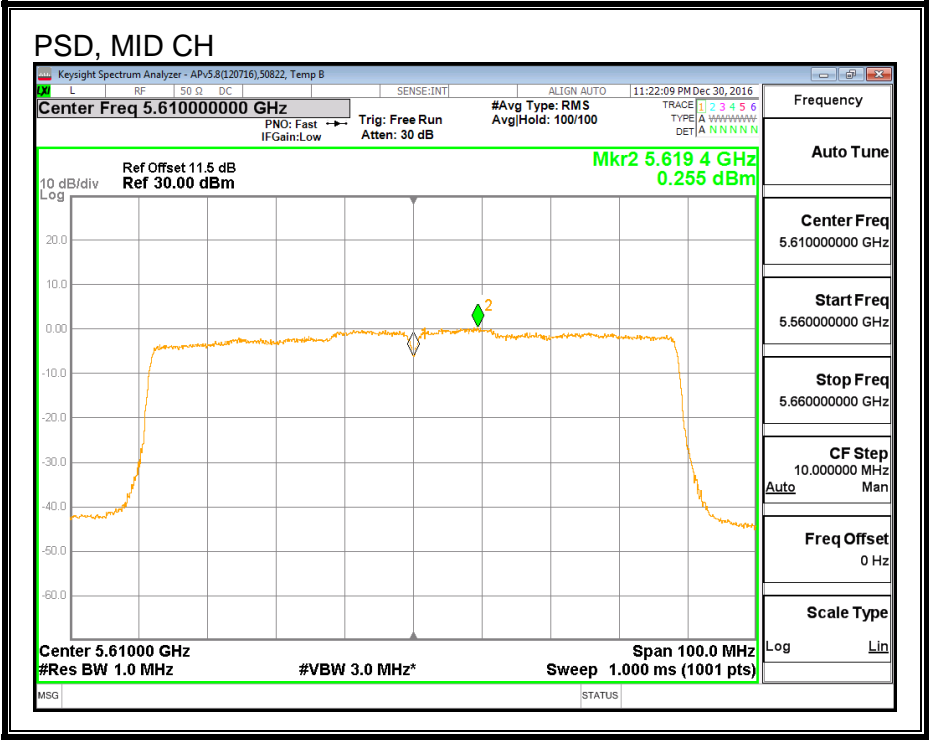
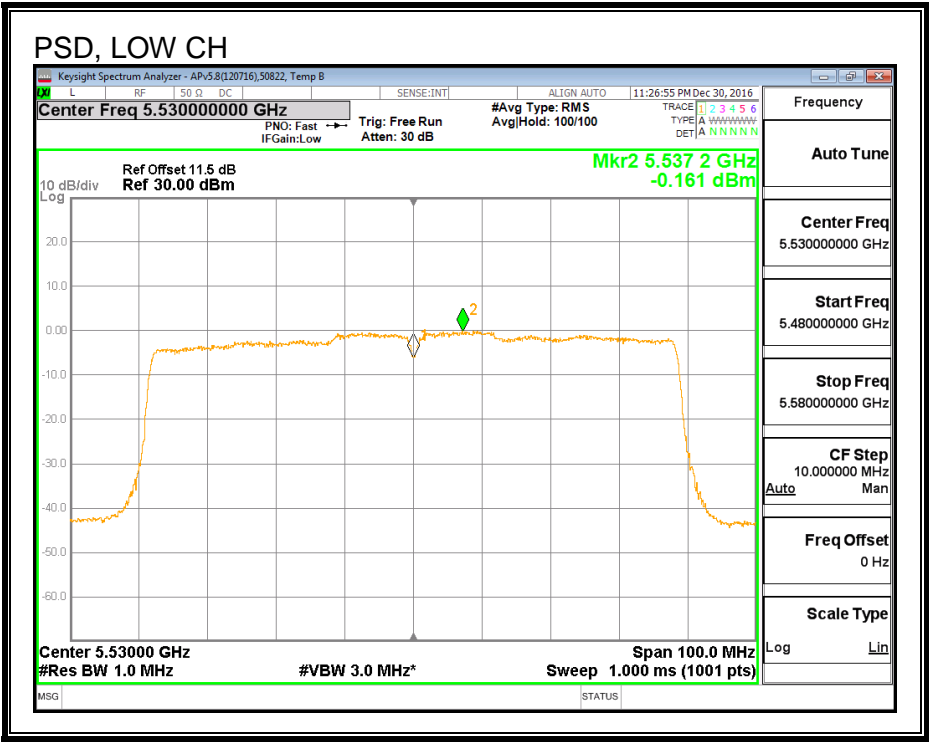
Output Power Results

Channel	Frequency (MHz)	Ant A Meas Power (dBm)	Ant B Meas Power (dBm)	Total Corr'd Power (dBm)	Power Limit (dBm)	Power Margin (dB)
Low	5530	11.95	12.00	14.99	24	-9.01
High	5610	14.92	14.96	17.95	24	-6.05

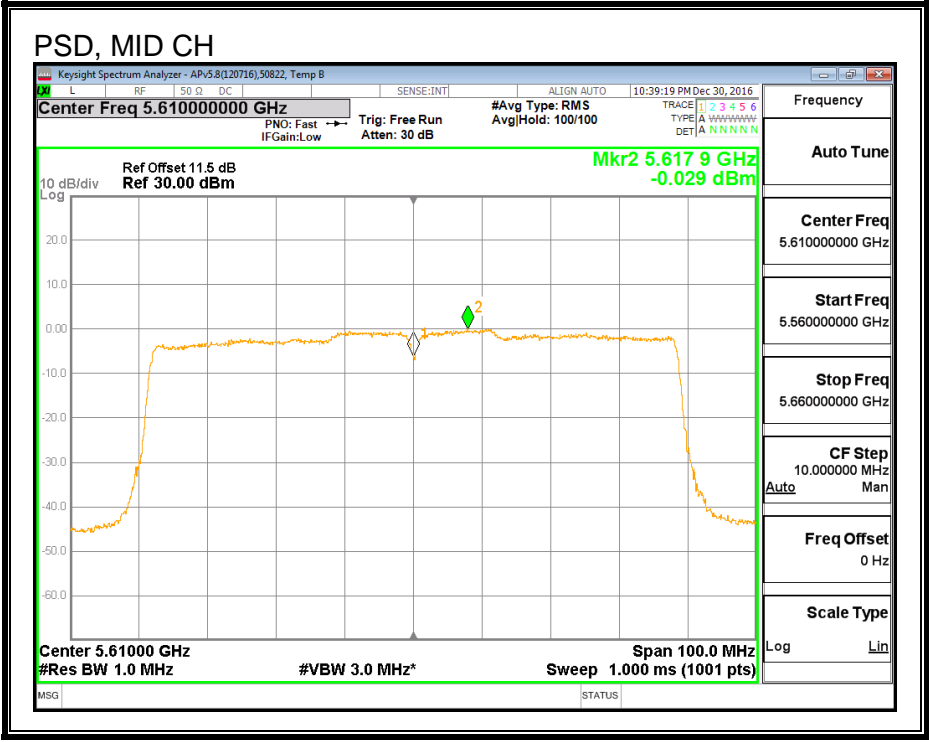
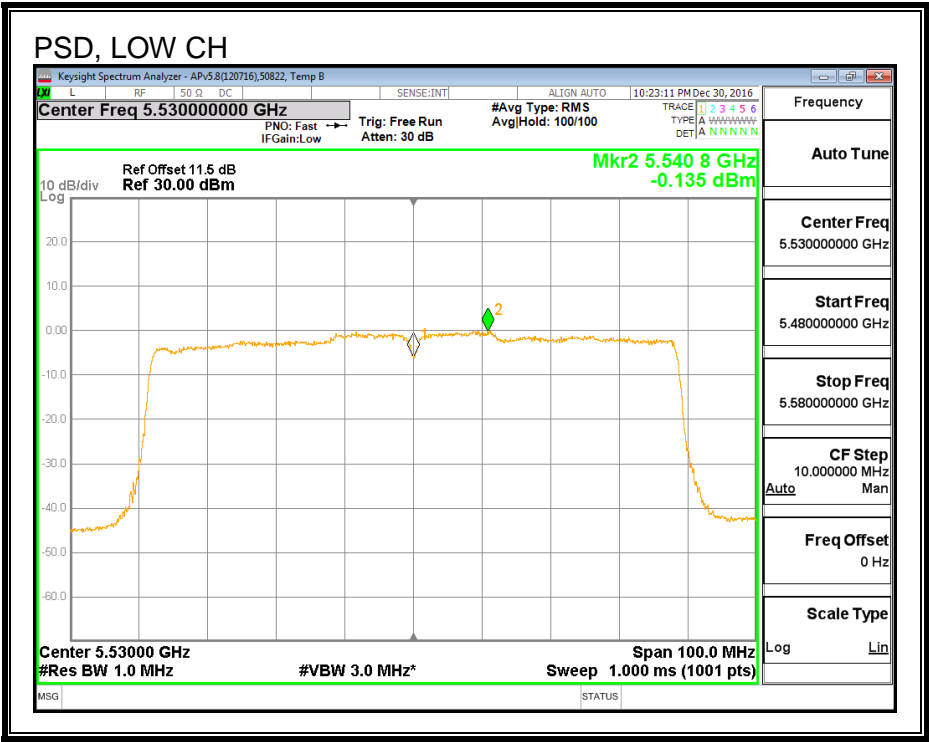
PSD Results

Channel	Frequency (MHz)	Ant A Meas PSD (dBm)	Ant B Meas PSD (dBm)	Total Corr'd PSD (dBm)	PSD Limit (dBm)	PSD Margin (dB)
Low	5530	-0.16	-0.14	3.05	10.59	-7.54
High	5610	0.26	-0.03	3.32	10.59	-7.27

PSD, ANTENNA A



PSD, ANTENNA B



8.44. STRADDLE CHANNEL 138 RESULTS

8.44.1. OUTPUT POWER AND PSD

UNII-2C BAND

Bandwidth, Antenna Gain, and Limits

Channel	Frequency (MHz)	Min 26 dB BW (MHz)	Directional Gain for Power (dBi)	Directional Gain for PSD (dBi)	Power Limit (dBm)	PSD Limit (dBm)
138	5690	76.30	3.41	6.41	24.00	10.59

Duty Cycle CF (dB)	0.19	Included in Calculations of Corr'd Power & PSD
--------------------	------	--

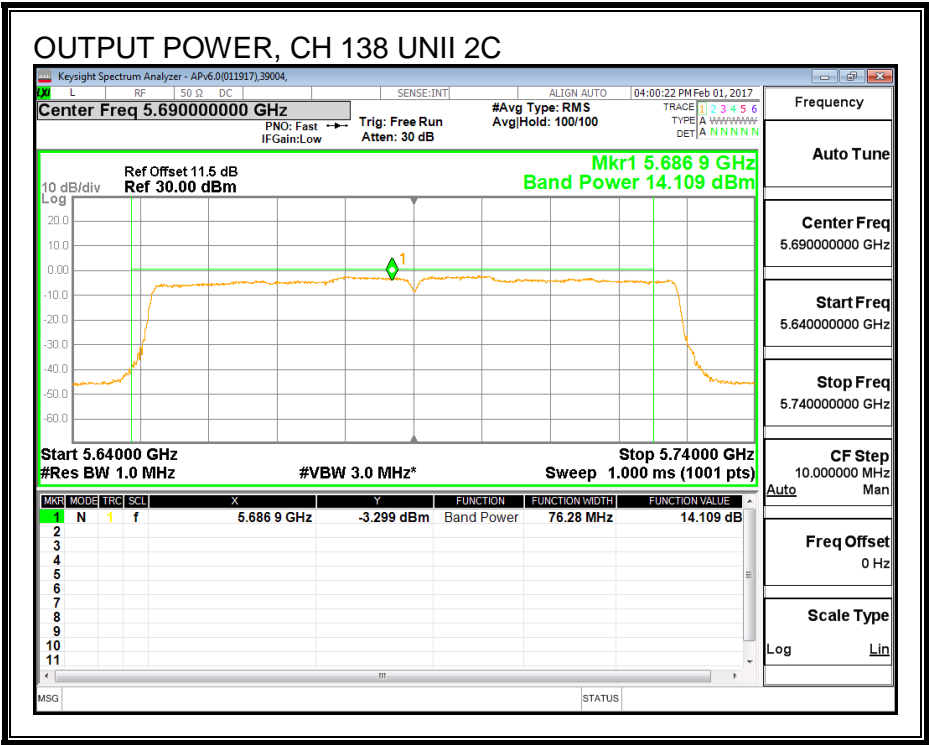
Output Power Results

Channel	Frequency (MHz)	Ant A Meas Power (dBm)	Ant B Meas Power (dBm)	Total Corr'd Power (dBm)	Power Limit (dBm)	Power Margin (dB)
138	5690	14.11	14.24	17.37	24.00	-6.63

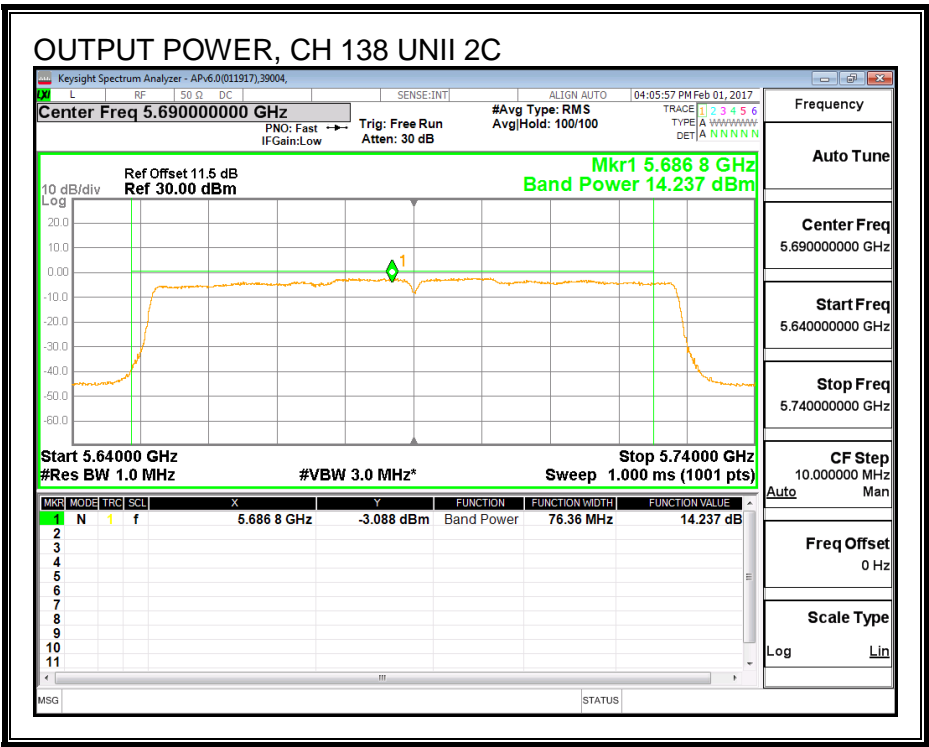
PSD Results

Channel	Frequency (MHz)	Ant A Meas PSD (dBm)	Ant B Meas PSD (dBm)	Total Corr'd PSD (dBm)	PSD Limit (dBm)	PSD Margin (dB)
138	5690	0.55	0.59	3.77	10.59	-6.82

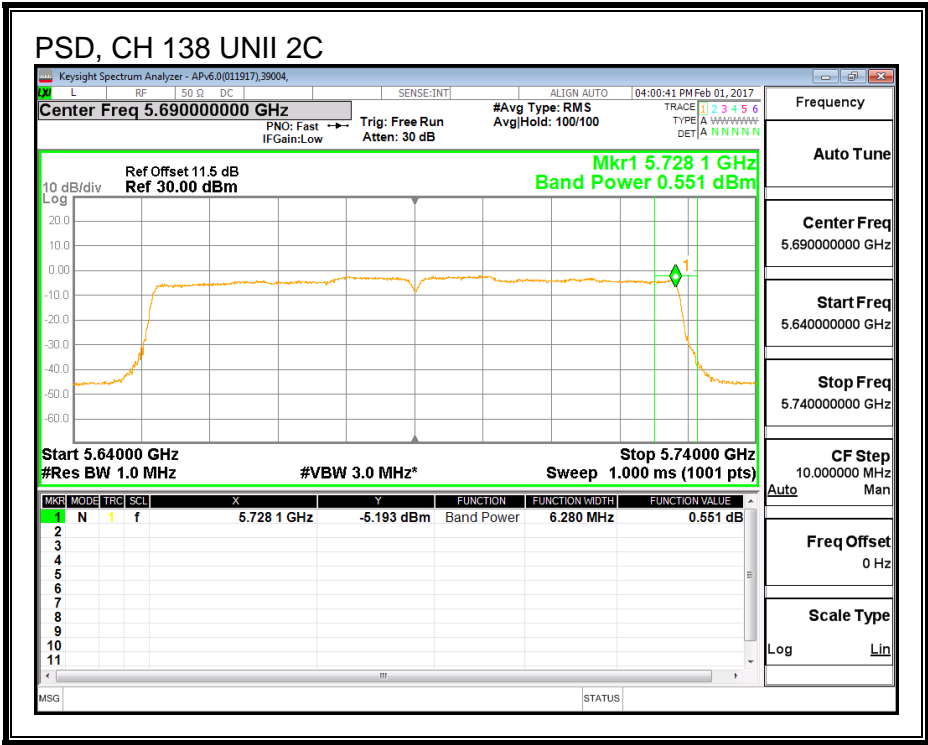
OUTPUT POWER, ANTENNA A



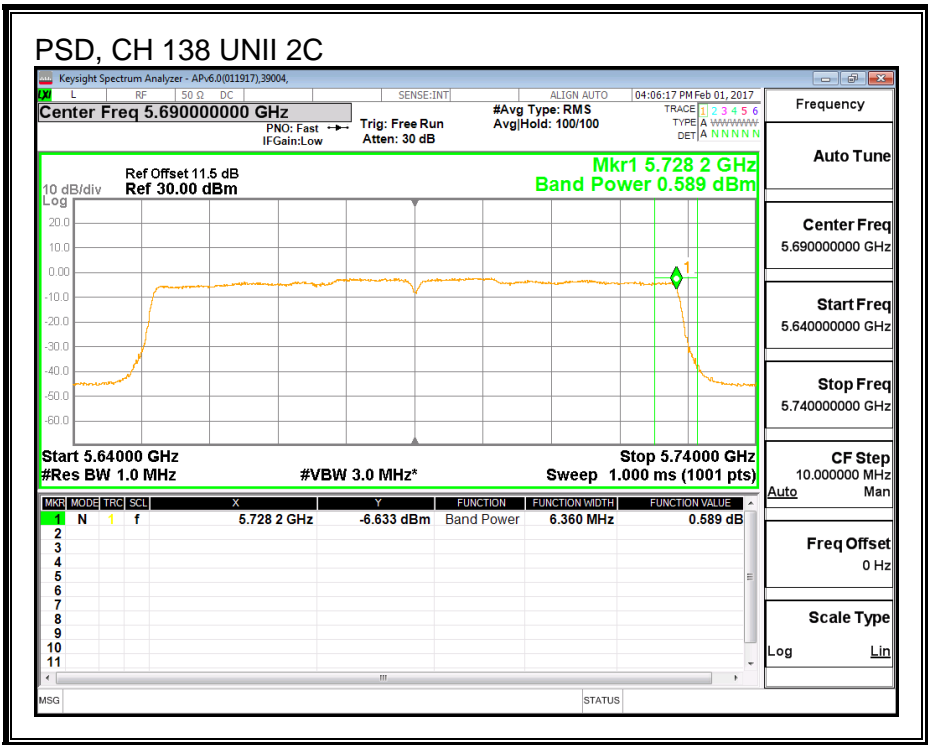
OUTPUT POWER, ANTENNA B



PSD, ANTENNA A



PSD, ANTENNA B



UNII-3 BAND

Antenna Gain and Limit

Channel	Frequency (MHz)	Min 26 dB BW (MHz)	Directional Gain (dBi)	Directional Gain (dBi)	Power Limit (dBm)	PSD Limit (dBm)
138	5690	6.30	3.29	6.30	30.00	29.70

Duty Cycle CF (dB)	0.19	Included in Calculations of Corr'd Power & PSD
--------------------	------	--

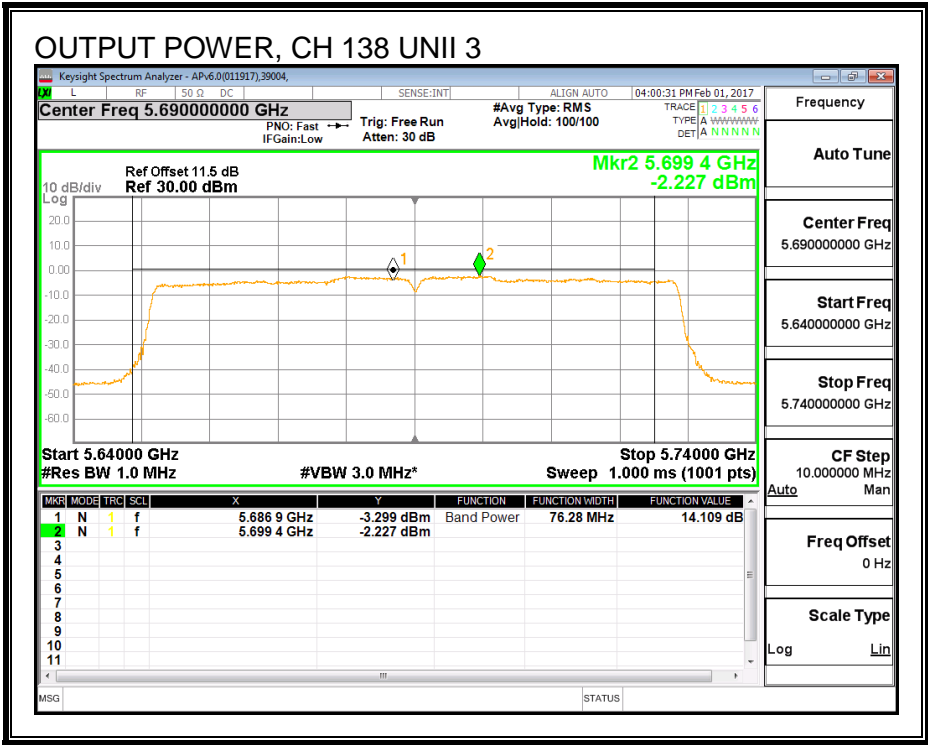
Output Power Results

Channel	Frequency (MHz)	Ant A Meas Power (dBm)	Ant B Meas Power (dBm)	Total Corr'd Power (dBm)	Power Limit (dBm)	Power Margin (dB)
138	5690	-2.227	-2.192	0.99	30.00	-29.01

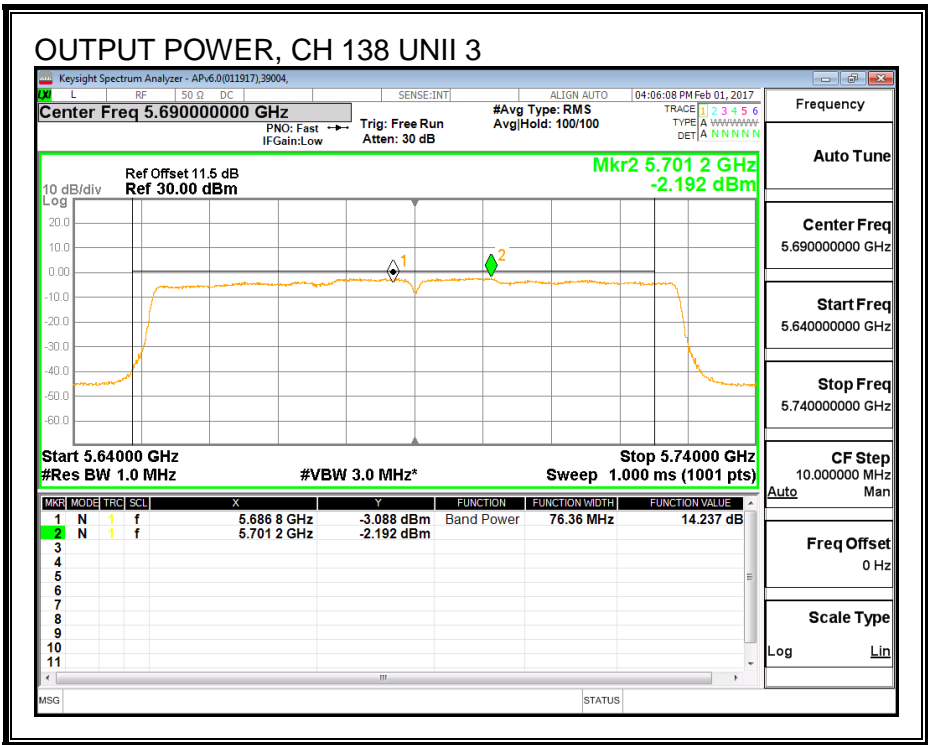
PSD Results

Channel	Frequency (MHz)	Ant A Meas PSD (dBm)	Ant B Meas PSD (dBm)	Total Corr'd PSD (dBm)	PSD Limit (dBm)	PSD Margin (dB)
138	5690	-6.942	-6.918	-3.73	29.70	-33.43

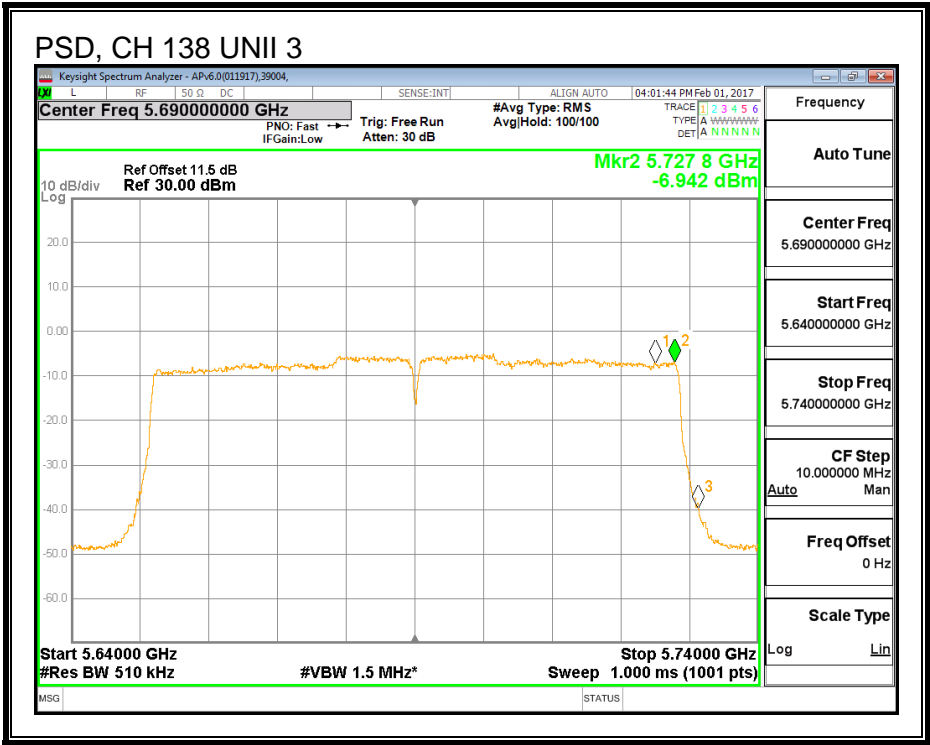
OUTPUT POWER, ANTENNA A



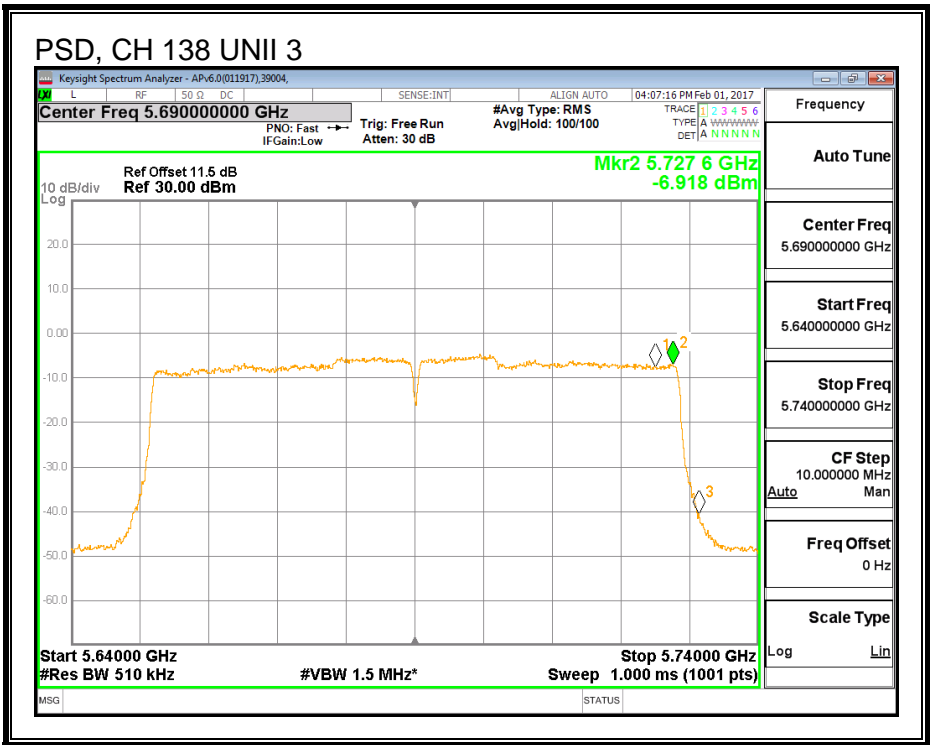
OUTPUT POWER, ANTENNA B



PSD, ANTENNA A



PSD, ANTENNA B



8.44.2. 6 dB BANDWIDTH

LIMITS

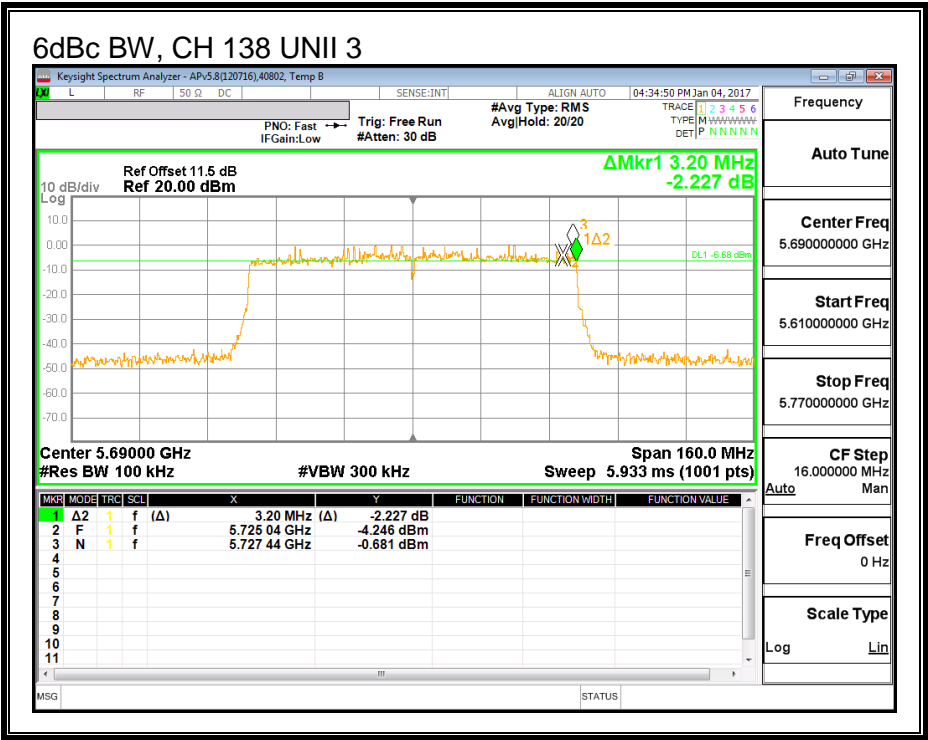
FCC §15.407 (e)

The minimum 6 dB bandwidth shall be at least 500 kHz.

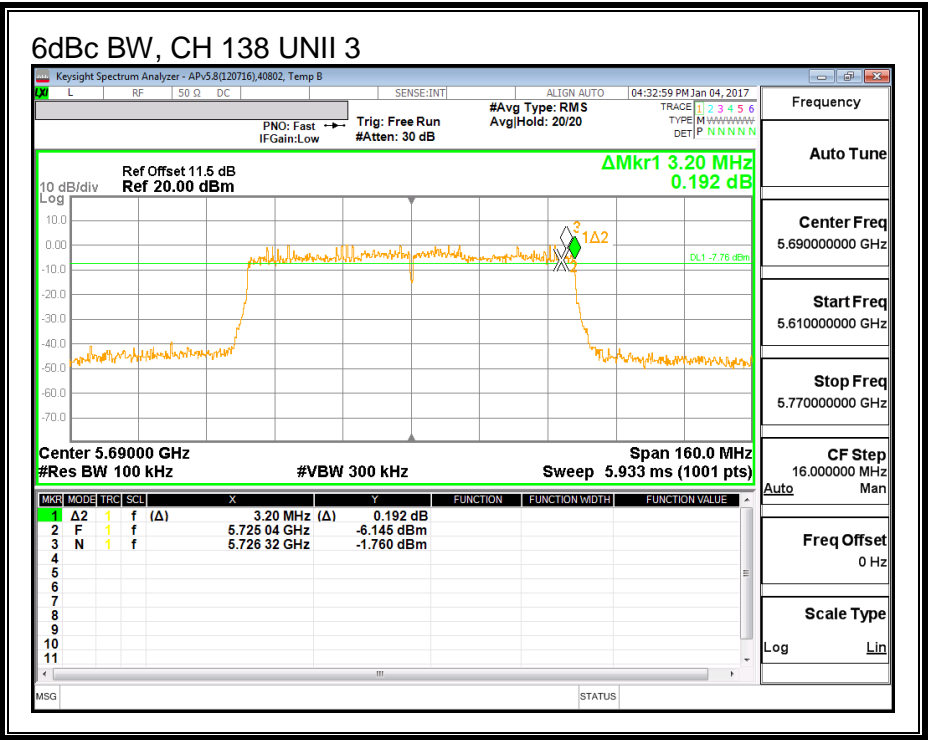
RESULTS

Channel	Frequency (MHz)	6 dB BW Ant A (MHz)	6 dB BW Ant B (MHz)
High	5690	3.20	3.20

ANTENNA A



ANTENNA B



8.45. 802.11n VHT80 2Tx (ANTENNA A + ANTENNA B) STBC MODE IN THE 5.6 GHz BAND

Noted: Covered by 802.11n VHT80 2Tx (ANTENNA A + ANTENNA B) CDD MODE IN THE 5.6 GHz BAND

8.46. 802.11n HT20 ANTENNA A MODE IN THE 5.8 GHz BAND

8.46.1. 6 dB BANDWIDTH

LIMITS

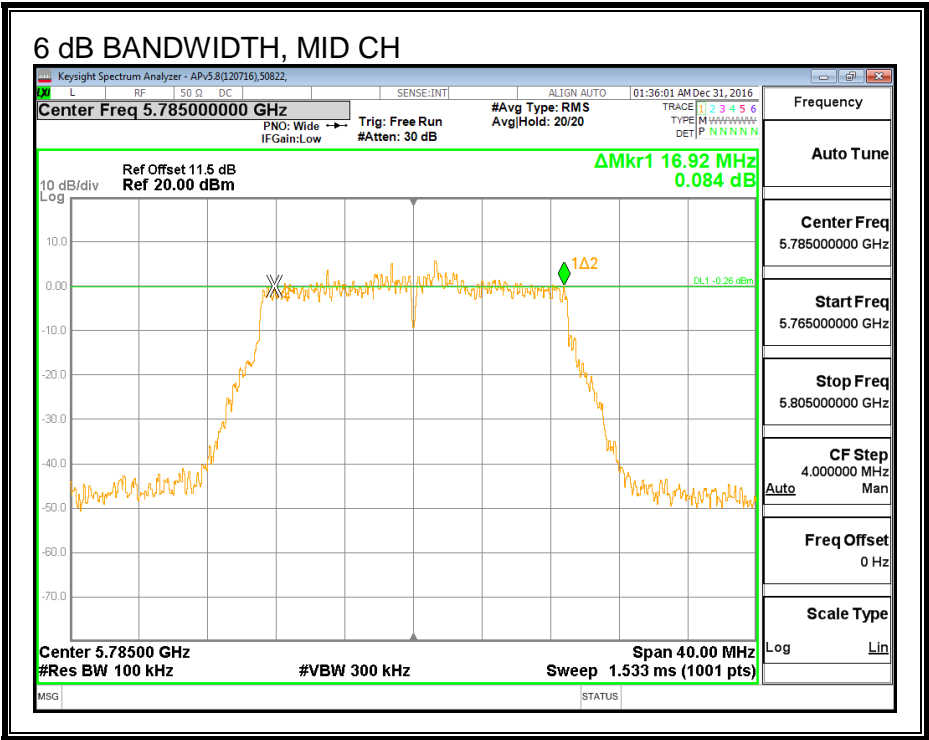
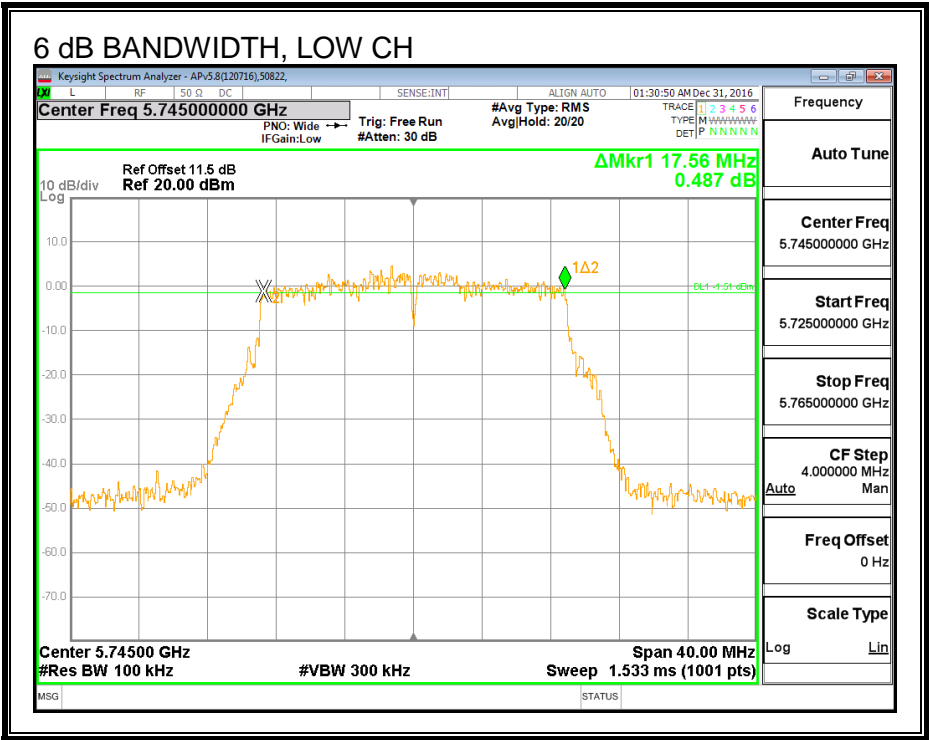
FCC §15.407 (e)

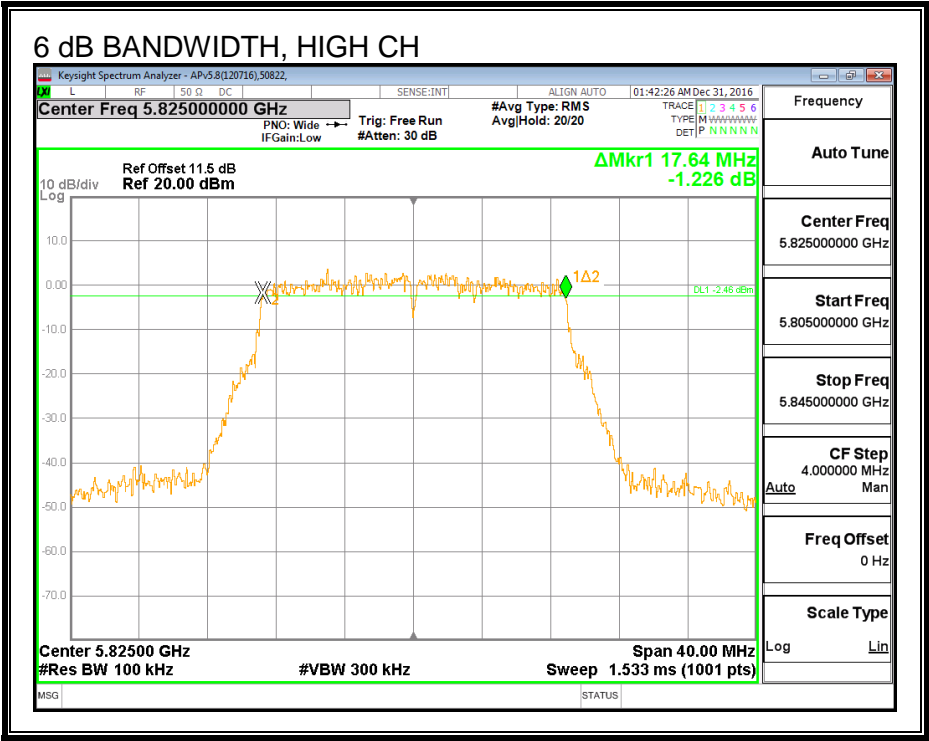
The minimum 6 dB bandwidth shall be at least 500 kHz.

RESULTS

Channel	Frequency (MHz)	6 dB Bandwidth (MHz)	Minimum Limit (MHz)
Low	5745	17.56	0.5
Mid	5785	16.92	0.5
High	5825	17.64	0.5

6 dB BANDWIDTH





8.46.2. 26 dB BANDWIDTH

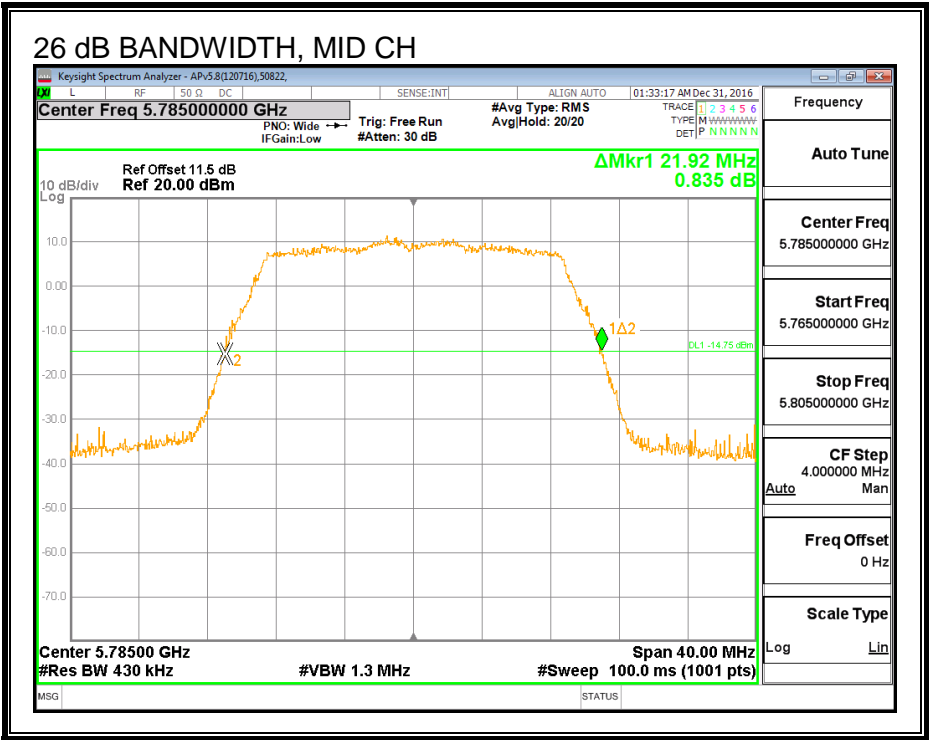
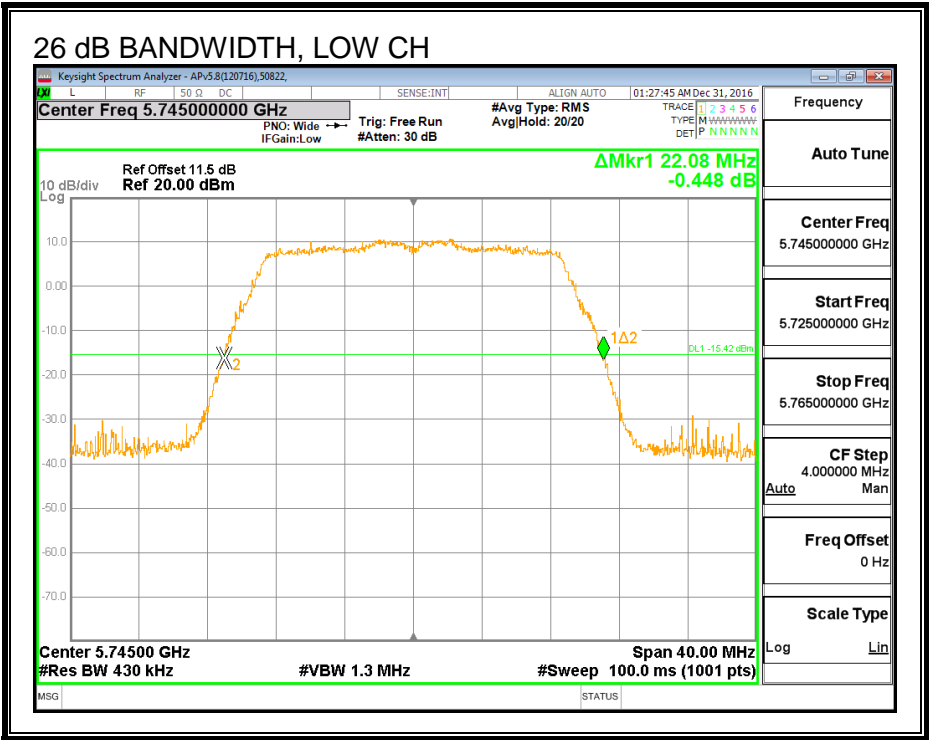
LIMITS

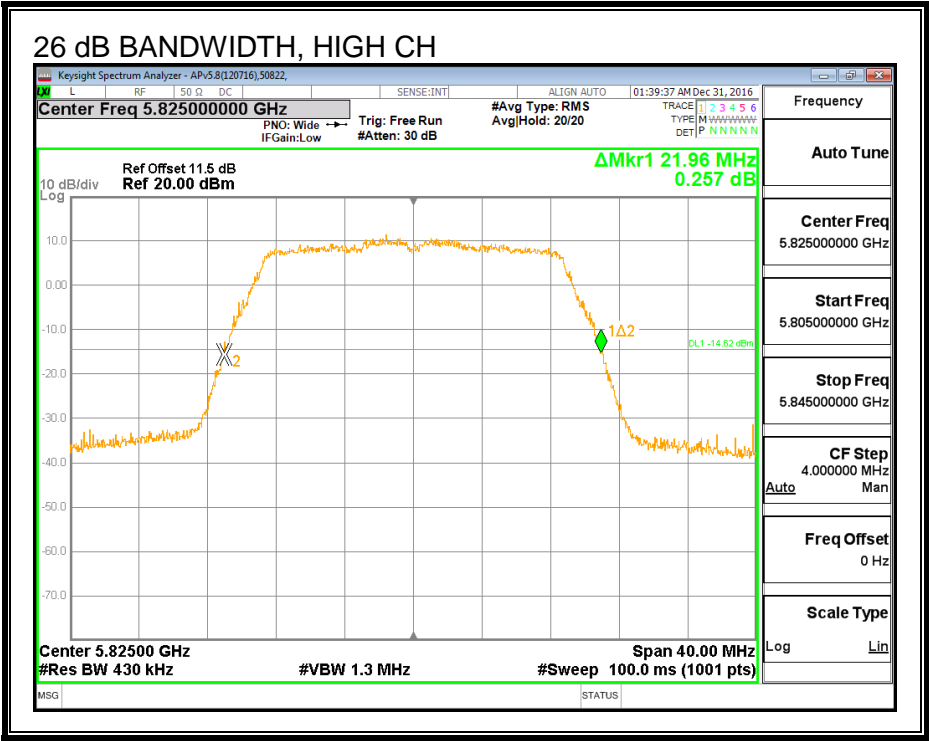
None, for reporting purposes only

RESULTS

Channel	Frequency (MHz)	26 dB Bandwidth (MHz)
Low	5745	22.08
Mid	5785	21.92
High	5825	21.96

26 dB BANDWIDTH





8.46.3. 99% BANDWIDTH

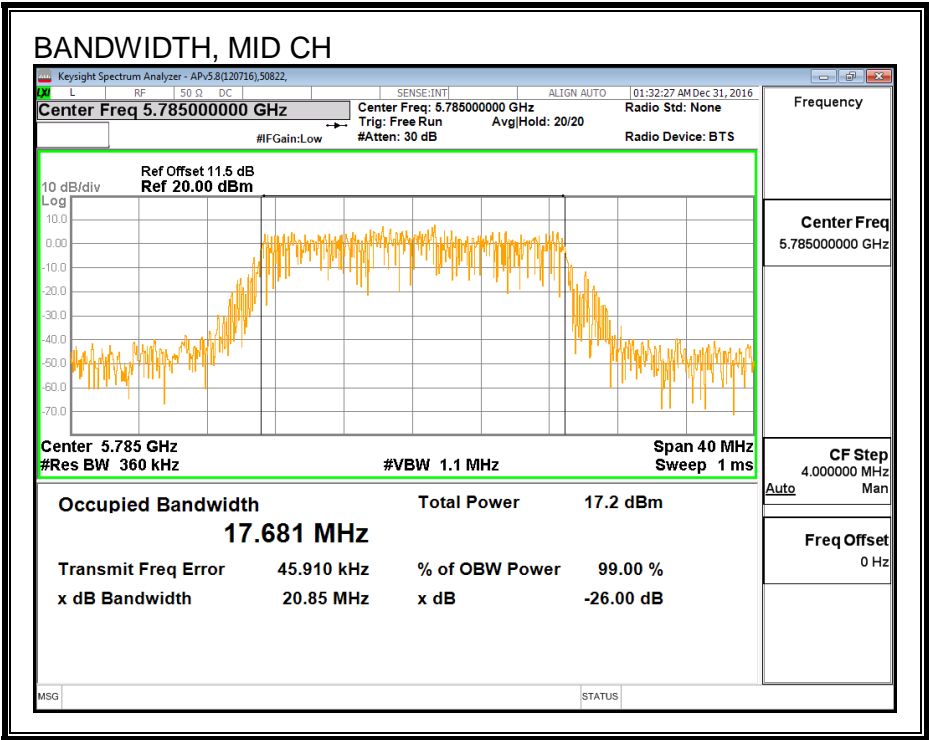
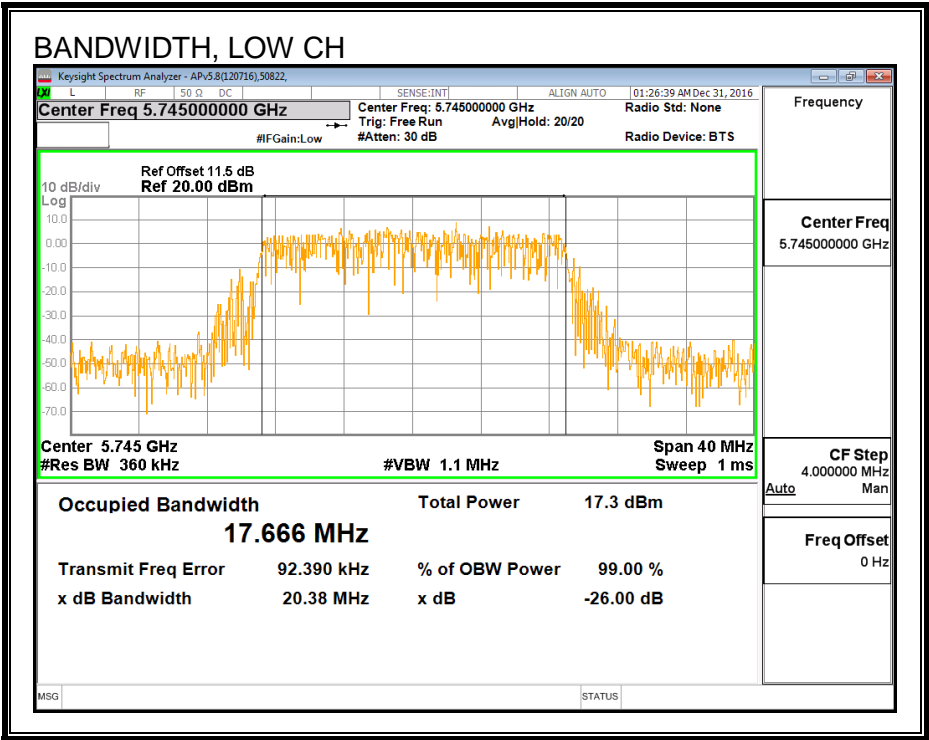
LIMITS

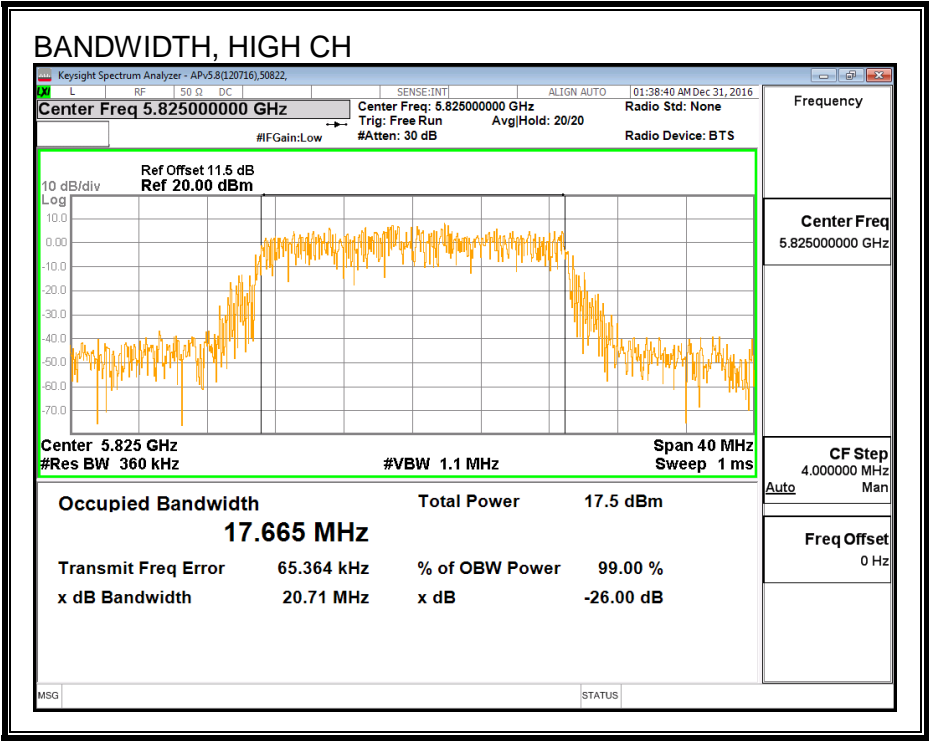
None; for reporting purposes only.

RESULTS

Frequency (MHz)	99% Bandwidth (MHz)
5745	17.666
5785	17.681
5825	17.665

99% BANDWIDTH





8.46.4. AVERAGE POWER

LIMITS

None; for reporting purposes only.

TEST PROCEDURE

Measurements perform using a wideband gated RF power meter.

RESULTS

ID:	39472	Date:	1/30/17
------------	-------	--------------	---------

Channel	Frequency (MHz)	Power (dBm)
Low	5745	14.34
Mid	5785	14.30
High	5825	14.45

8.46.5. OUTPUT POWER

LIMITS

FCC §15.407 (a) (3)

For the band 5.725-5.85 GHz, the maximum conducted output power over the frequency band of operation shall not exceed 1 W. In addition, the maximum power spectral density shall not exceed 30 dBm in any 500-kHz band. If transmitting antennas of directional gain greater than 6 dBi are used, both the maximum conducted output power and the maximum power spectral density shall be reduced by the amount in dB that the directional gain of the antenna exceeds 6 dBi.

TEST PROCEDURE

Measurements perform using a wideband gated RF power meter provided that the gate parameters are adjusted such that the power is measured only when the EUT is transmitting at its maximum power control level. Since the measurement is made only during the ON time of the transmitter, no duty cycle correction factor is required.

DIRECTIONAL ANTENNA GAIN

There is only one transmitter output therefore the directional gain is equal to the antenna gain.

RESULTS

ID:	39472	Date:	1/30/17
------------	-------	--------------	---------

Antenna Gain and Limit

Channel	Frequency (MHz)	Directional Gain for Power (dBi)	Power Limit (dBm)
Low	5745	3.40	30.00
Mid	5785	3.40	30.00
High	5825	3.40	30.00

Output Power Results

Channel	Frequency (MHz)	Ant A Meas Power (dBm)	Total Corr'd Power (dBm)	Power Limit (dBm)	Power Margin (dB)
Low	5745	14.34	14.34	30.00	-15.66
Mid	5785	14.30	14.30	30.00	-15.70
High	5825	14.45	14.45	30.00	-15.55

8.46.6. PSD

LIMITS

FCC §15.407 (a) (3)

For the band 5.725-5.85 GHz, the maximum conducted output power over the frequency band of operation shall not exceed 1 W. In addition, the maximum power spectral density shall not exceed 30 dBm in any 500-kHz band. If transmitting antennas of directional gain greater than 6 dBi are used, both the maximum conducted output power and the maximum power spectral density shall be reduced by the amount in dB that the directional gain of the antenna exceeds 6 dBi.

DIRECTIONAL ANTENNA GAIN

There is only one transmitter output therefore the directional gain is equal to the antenna gain.

RESULTS

Antenna Gain and Limits

Channel	Frequency (MHz)	Directional Gain (dBi)	PSD Limit (dBm)
Low	5745	3.40	30.00
Mid	5785	3.40	30.00
High	5825	3.40	30.00

Duty Cycle CF (dB)	0.00	Included in Calculations of Corr'd PSD
--------------------	------	--

PSD Results

Channel	Frequency (MHz)	Ant A Meas PSD (dBm)	Total Corr'd PSD (dBm)	PSD Limit (dBm)	PSD Margin (dB)
Low	5745	3.66	3.66	30.00	-26.34
Mid	5785	3.90	3.90	30.00	-26.10
High	5825	3.64	3.64	30.00	-26.37