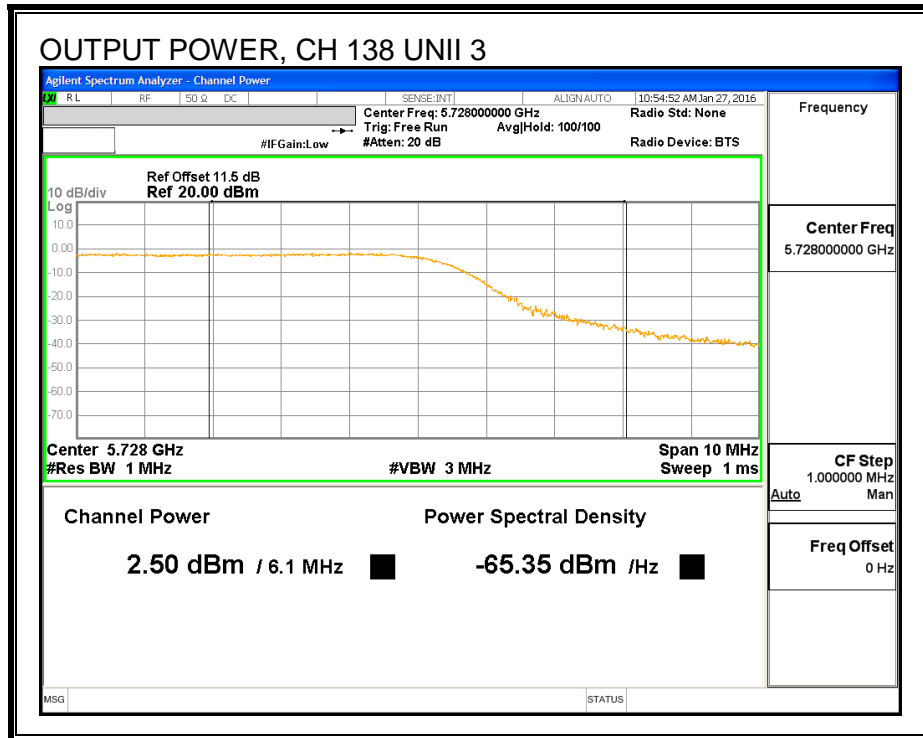
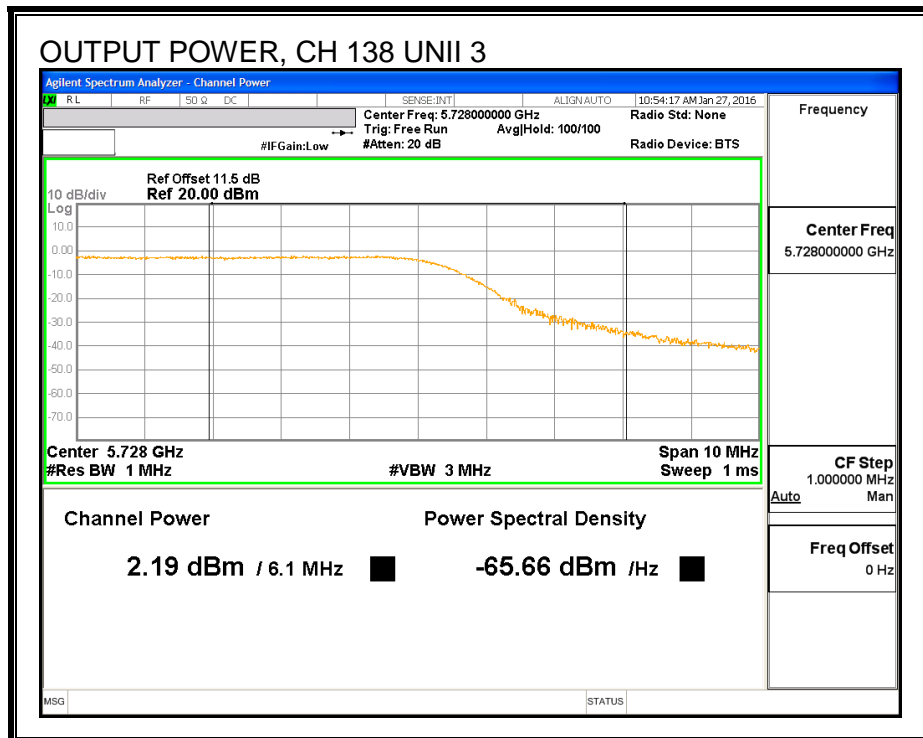


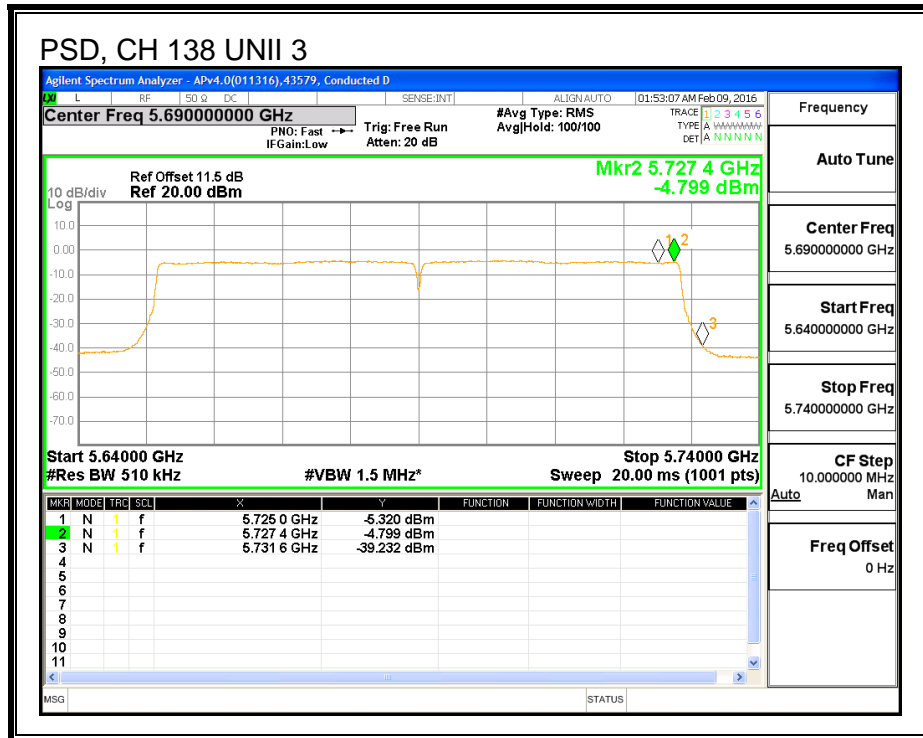
ANTENNA - B



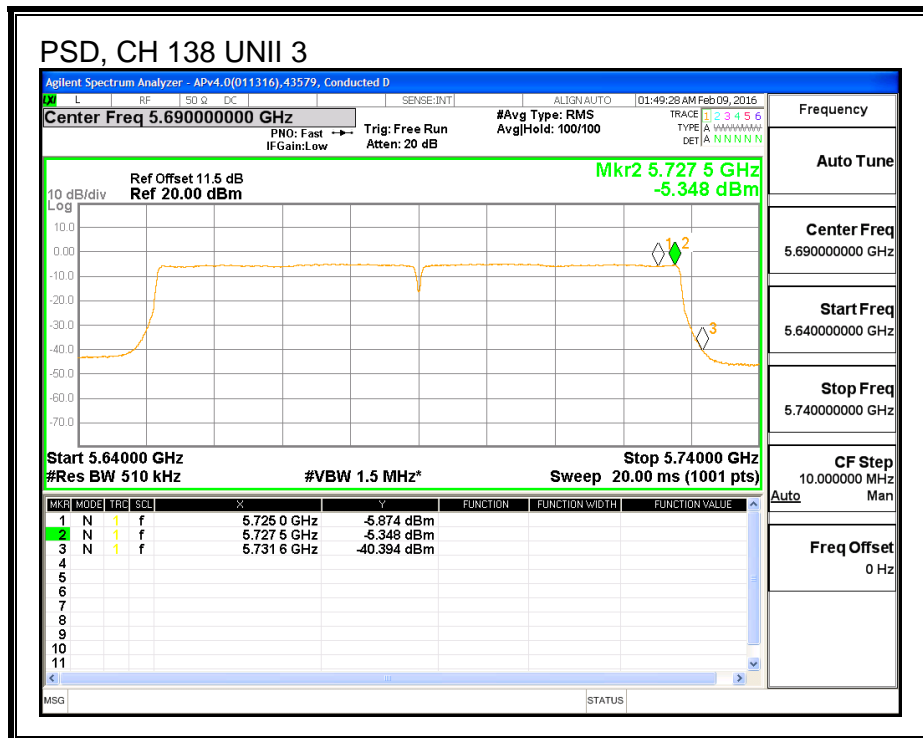
ANTENNA - A



ANTENNA - B



ANTENNA - A



8.61.6. 6 dB BANDWIDTH

LIMITS

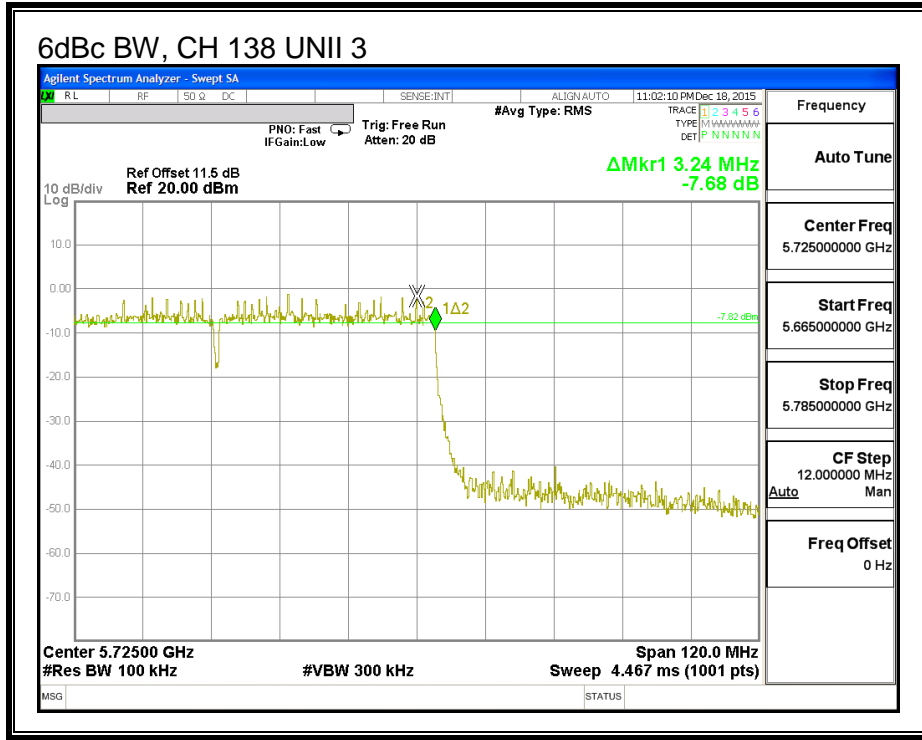
FCC §15.407 (e)

The minimum 6 dB bandwidth shall be at least 500 kHz.

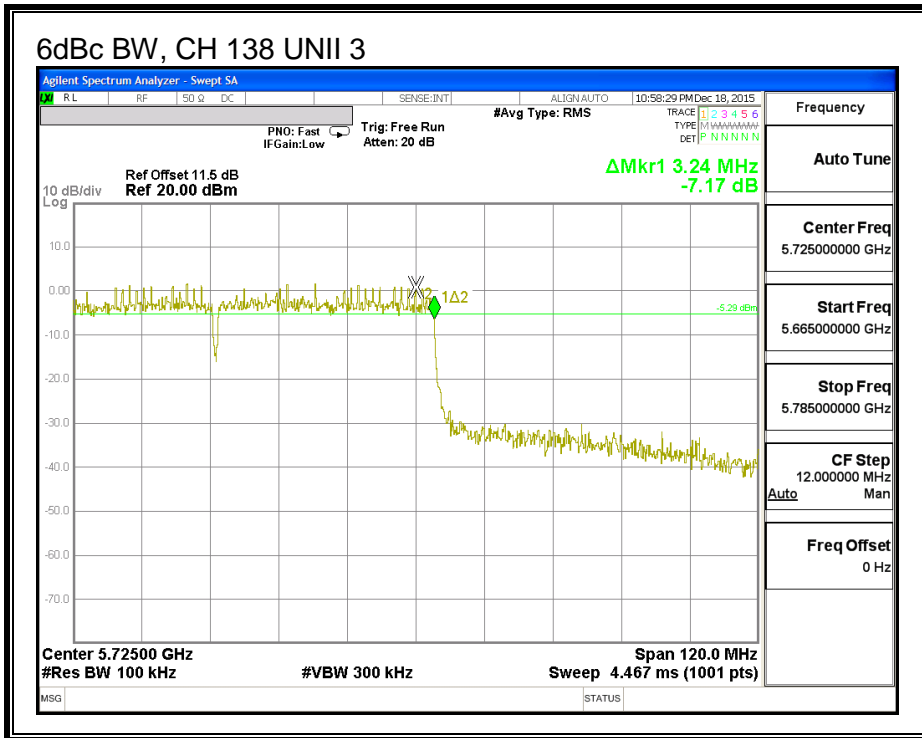
RESULTS

Channel	Frequency (MHz)	6 dB BW Chain 0 (MHz)	6 dB BW Chain 1 (MHz)
High	5690	3.24	3.24

ANTENNA - B



ANTENNA - A



8.62. 802.11ac VHT80 2Tx STBC MODE IN THE 5.6 GHz

Note: Covered by 802.11n HT80 2Tx CDD MODE IN THE 5.6 GHz BAND

8.63. 802.11ac VHT80 2Tx SDM MODE IN THE 5.6 GHz BAND

Note: Covered by 802.11n HT80 2Tx CDD MODE IN THE 5.6 GHz BAND

8.64. 802.11a SISO MODE IN THE 5.8 GHz BAND

Note: Covered by 802.11n HT20 SISO MODE IN THE 5.8 GHz BAND.

8.65. 802.11n HT20 ANTENNA - B MODE IN THE 5.8 GHz BAND

8.65.1. 6 dB BANDWIDTH

LIMITS

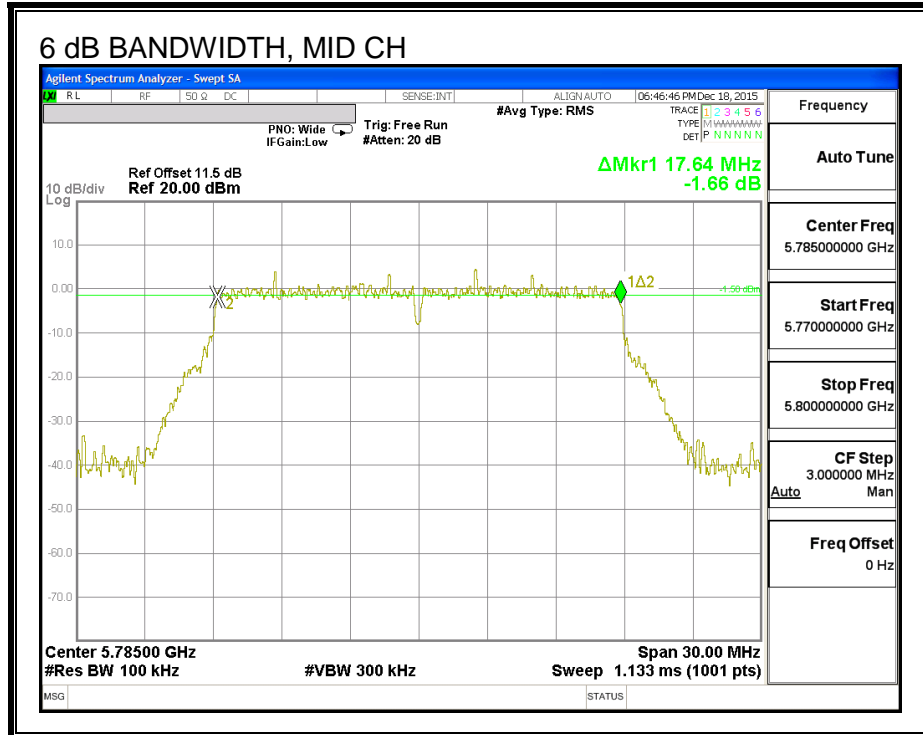
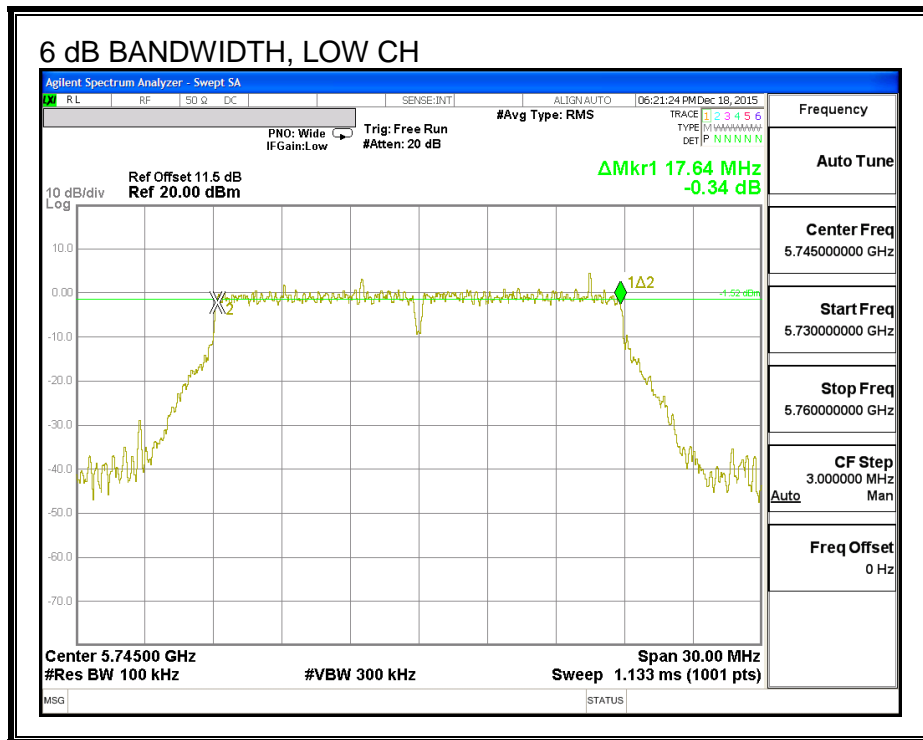
FCC §15.407 (e)

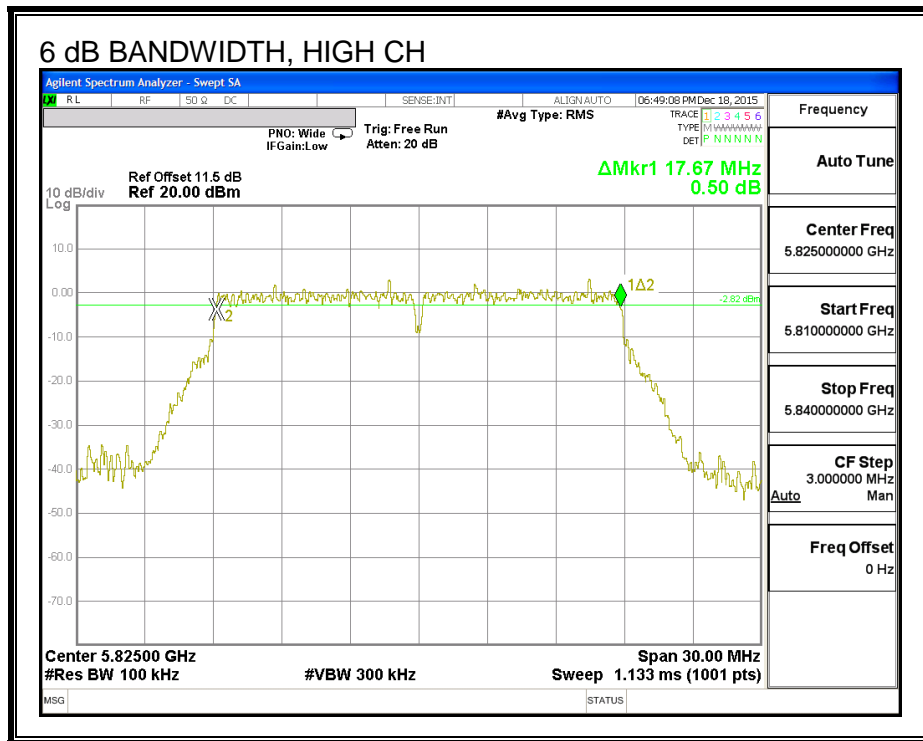
The minimum 6 dB bandwidth shall be at least 500 kHz.

RESULTS

Channel	Frequency (MHz)	6 dB Bandwidth (MHz)	Minimum Limit (MHz)
Low	5745	17.64	0.5
Mid	5785	17.64	0.5
High	5825	17.67	0.5

6 dB BANDWIDTH





8.65.2. 26 dB BANDWIDTH

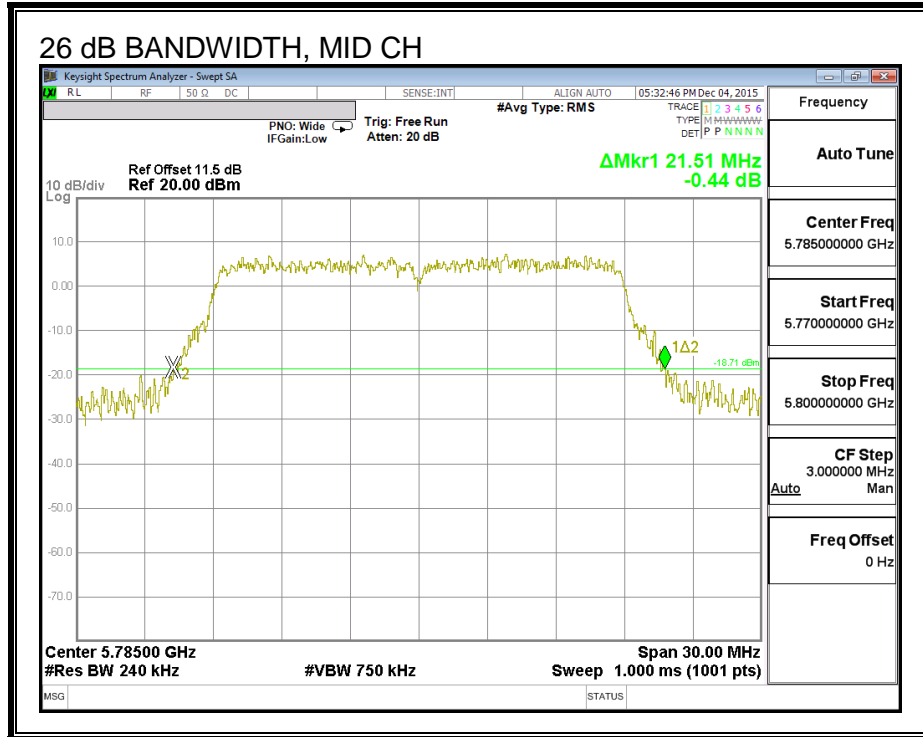
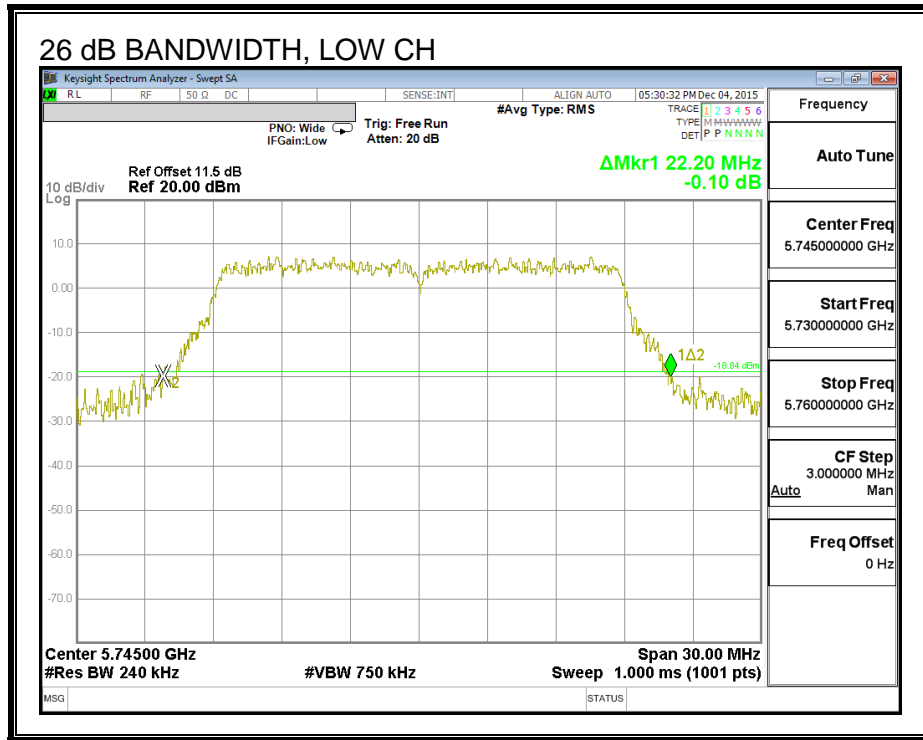
LIMITS

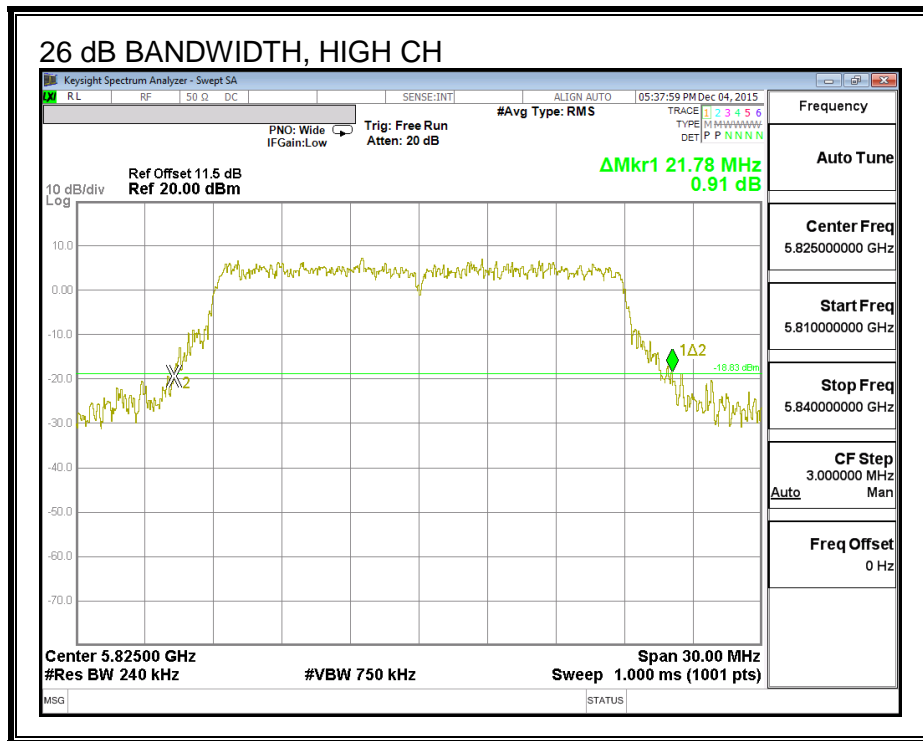
None, for reporting purposes only

RESULTS

Channel	Frequency (MHz)	26 dB Bandwidth (MHz)
Low	5745	22.20
Mid	5785	21.51
High	5825	21.78

26 dB BANDWIDTH





8.65.3. 99% BANDWIDTH

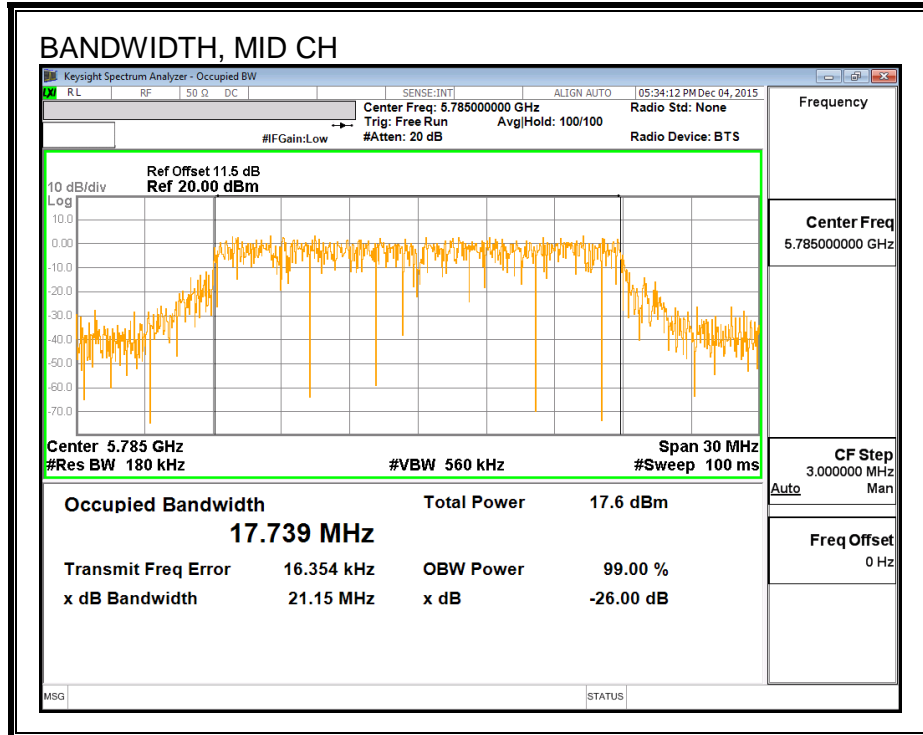
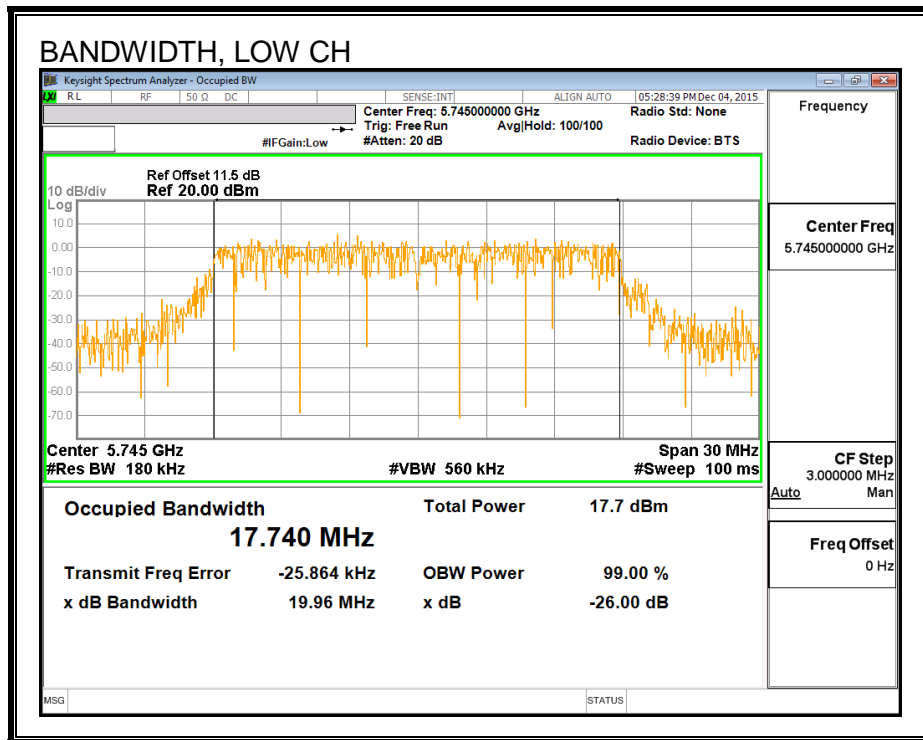
LIMITS

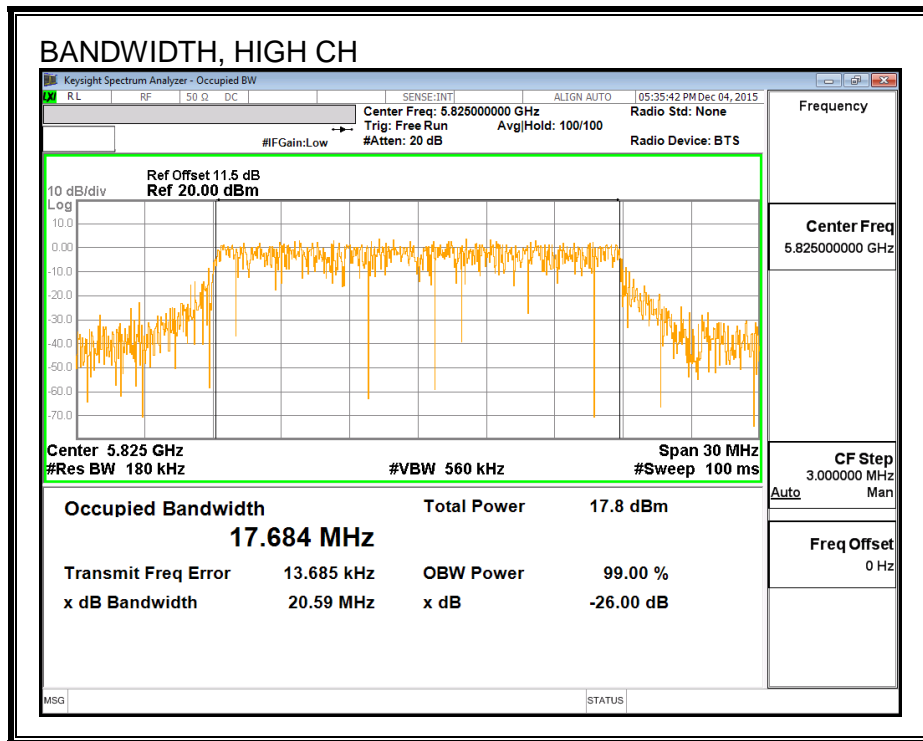
None; for reporting purposes only.

RESULTS

Frequency (MHz)	99% Bandwidth (MHz)
5745	17.740
5785	17.739
5825	17.684

99% BANDWIDTH





8.65.4. AVERAGE POWER

LIMITS

None; for reporting purposes only.

TEST PROCEDURE

Measurements perform using a wideband gated RF power meter.

RESULTS

Channel	Frequency (MHz)	Power (dBm)
Low	5745	16.46
Mid	5785	16.93
High	5825	16.38

8.65.5. OUTPUT POWER

LIMITS

FCC §15.407 (a) (3)

For the band 5.725-5.85 GHz, the maximum conducted output power over the frequency band of operation shall not exceed 1 W. In addition, the maximum power spectral density shall not exceed 30 dBm in any 500-kHz band. If transmitting antennas of directional gain greater than 6 dBi are used, both the maximum conducted output power and the maximum power spectral density shall be reduced by the amount in dB that the directional gain of the antenna exceeds 6 dBi.

TEST PROCEDURE

Measurements perform using a wideband gated RF power meter provided that the gate parameters are adjusted such that the power is measured only when the EUT is transmitting at its maximum power control level. Since the measurement is made only during the ON time of the transmitter, no duty cycle correction factor is required.

DIRECTIONAL ANTENNA GAIN

There is only one transmitter output therefore the directional gain is equal to the antenna gain.

RESULTS

Antenna Gain and Limit

Channel	Frequency (MHz)	Directional Gain for Power (dBi)	Power Limit (dBm)
Low	5745	2.42	30.00
Mid	5785	2.42	30.00
High	5825	2.42	30.00

Output Power Results

Channel	Frequency (MHz)	Antenna B Meas Power (dBm)	Total Corr'd Power (dBm)	Power Limit (dBm)	Power Margin (dB)
Low	5745	16.46	16.46	30.00	-13.54
Mid	5785	16.93	16.93	30.00	-13.07
High	5825	16.38	16.38	30.00	-13.62

8.65.6. PSD

LIMITS

FCC §15.407 (a) (3)

operation shall not exceed 1 W. In addition, the maximum power spectral density shall not exceed 30 dBm in any 500-kHz band. If transmitting antennas of directional gain greater than 6 dBi are used, both the maximum conducted output power and the maximum power spectral density shall be reduced by the amount in dB that the directional gain of the antenna exceeds 6 dBi.

DIRECTIONAL ANTENNA GAIN

There is only one transmitter output therefore the directional gain is equal to the antenna gain.

RESULTS

Antenna Gain and Limits

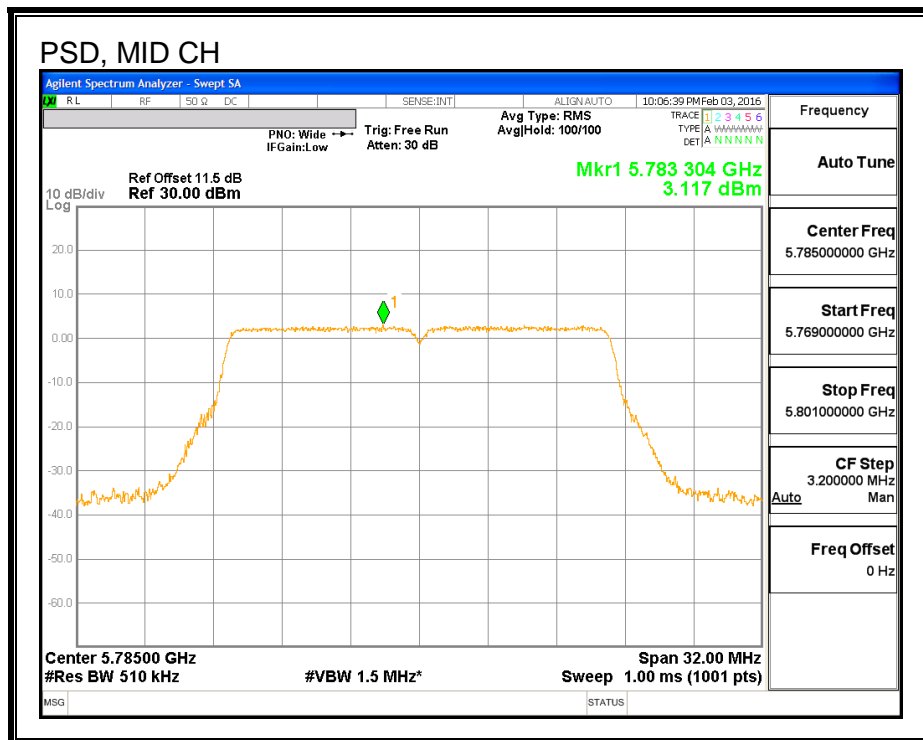
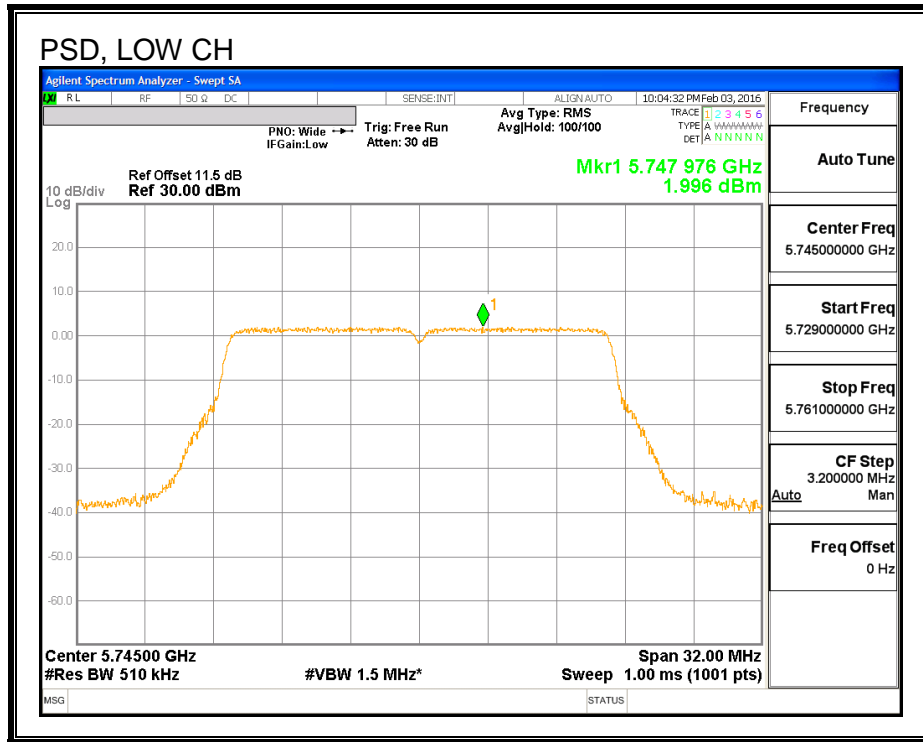
Channel	Frequency (MHz)	Directional Gain (dBi)	PSD Limit (dBm)
Low	5745	2.42	30.00
Mid	5785	2.42	30.00
High	5825	2.42	30.00

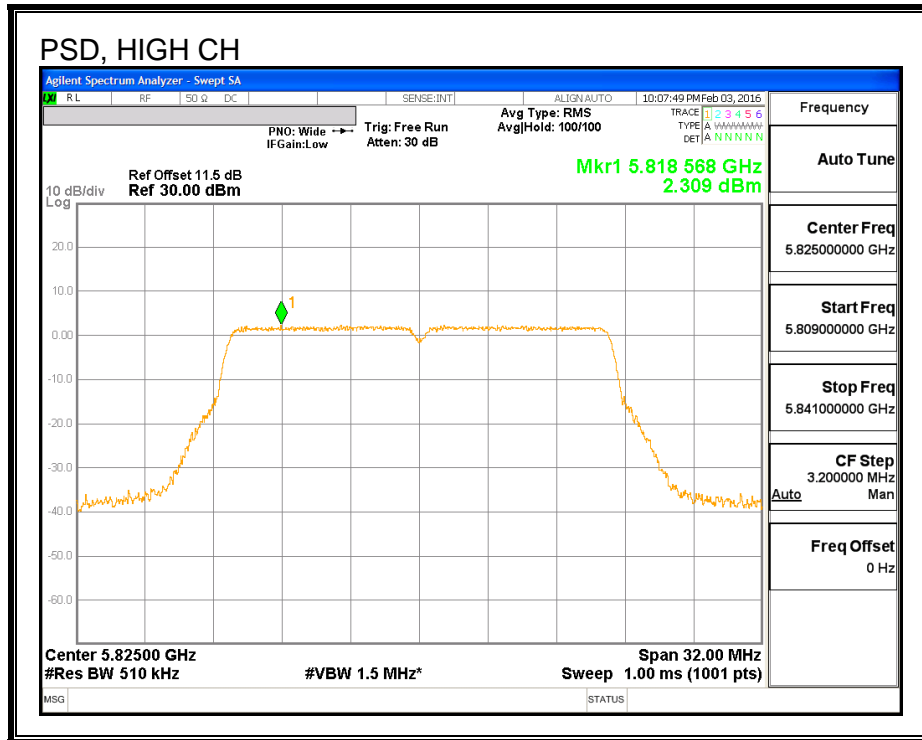
Duty Cycle CF (dB)	0.00	Included in Calculations of Corr'd PSD
---------------------------	------	---

PSD Results

Channel	Frequency (MHz)	Antenna B Meas PSD (dBm)	Total Corr'd PSD (dBm)	PSD Limit (dBm)	PSD Margin (dB)
Low	5745	2.00	1.996	30.00	-28.00
Mid	5785	3.12	3.117	30.00	-26.88
High	5825	2.31	2.309	30.00	-27.69

PSD,





8.66. 802.11n HT20 ANTENNA - A MODE IN THE 5.8 GHz BAND

8.66.1. 6 dB BANDWIDTH

LIMITS

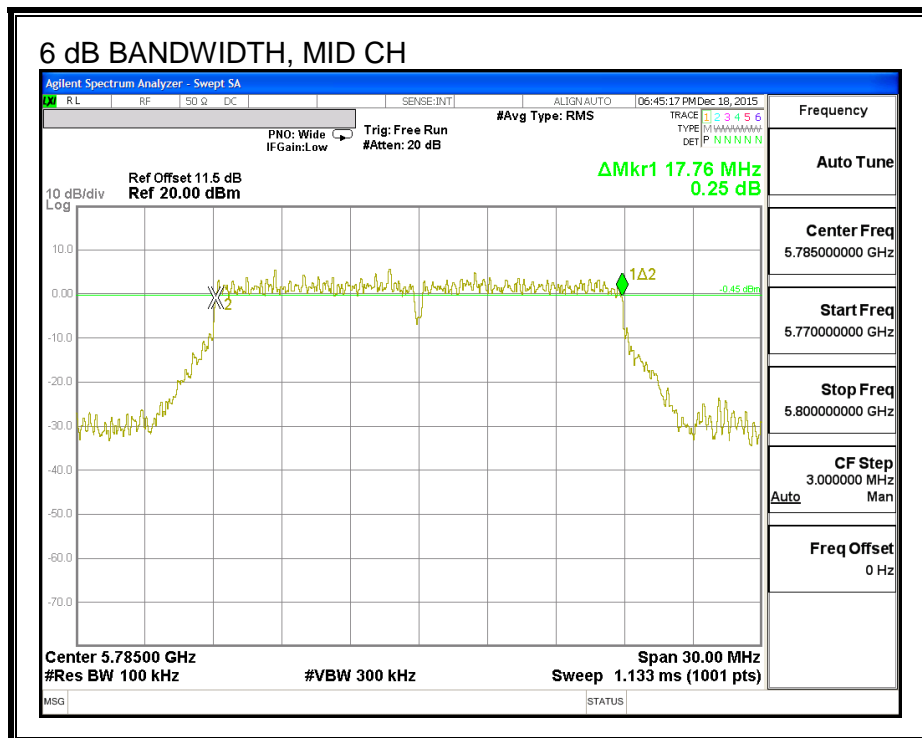
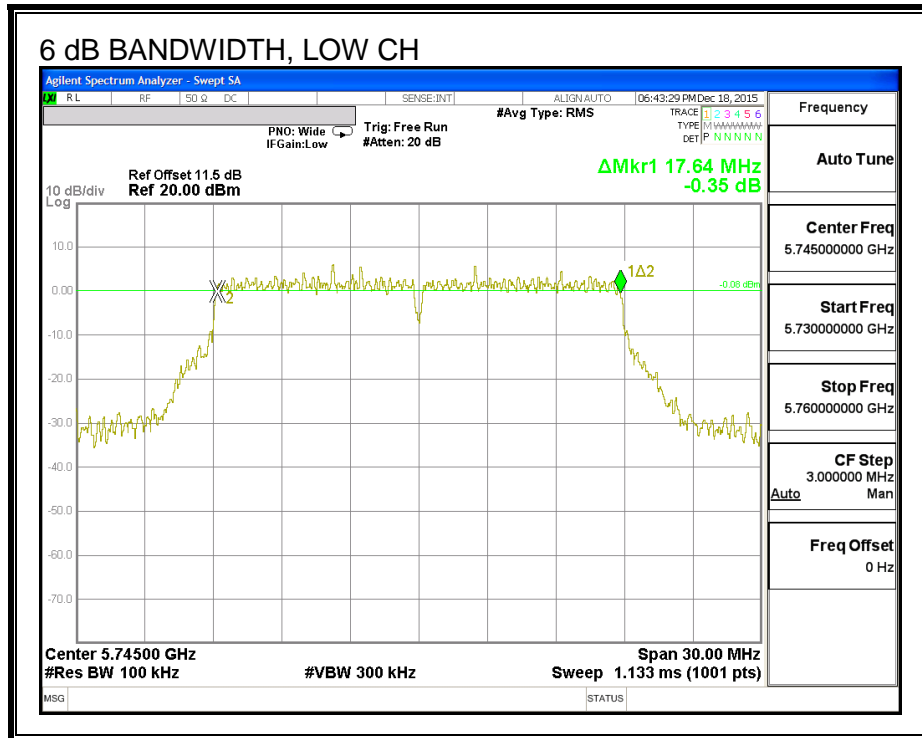
FCC §15.407 (e)

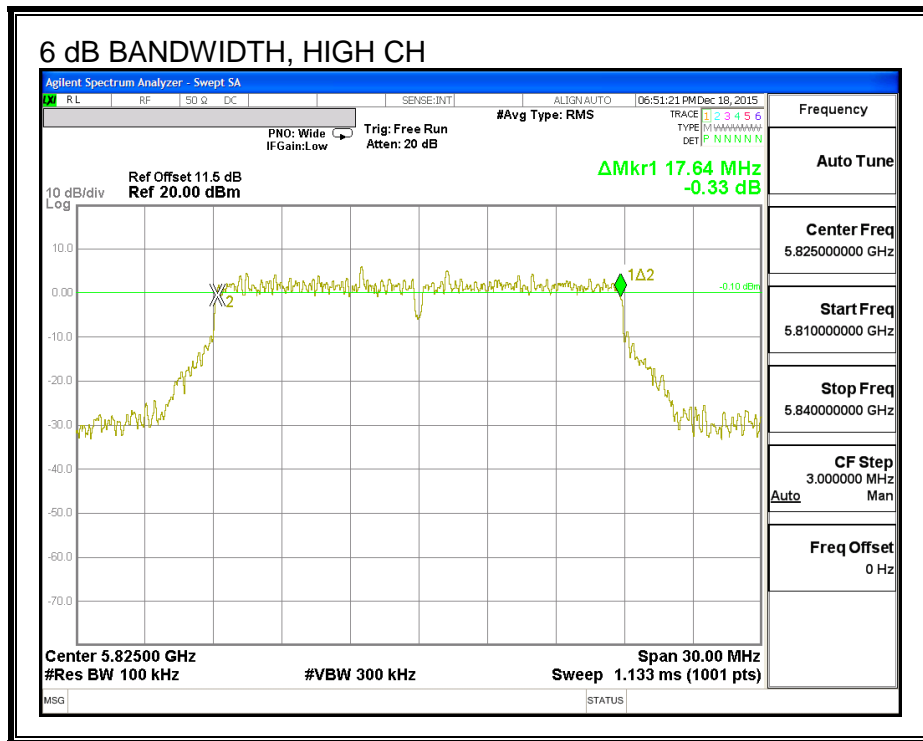
The minimum 6 dB bandwidth shall be at least 500 kHz.

RESULTS

Channel	Frequency (MHz)	6 dB Bandwidth (MHz)	Minimum Limit (MHz)
Low	5745	17.64	0.5
Mid	5785	17.76	0.5
High	5825	17.64	0.5

6 dB BANDWIDTH





8.66.2. 26 dB BANDWIDTH

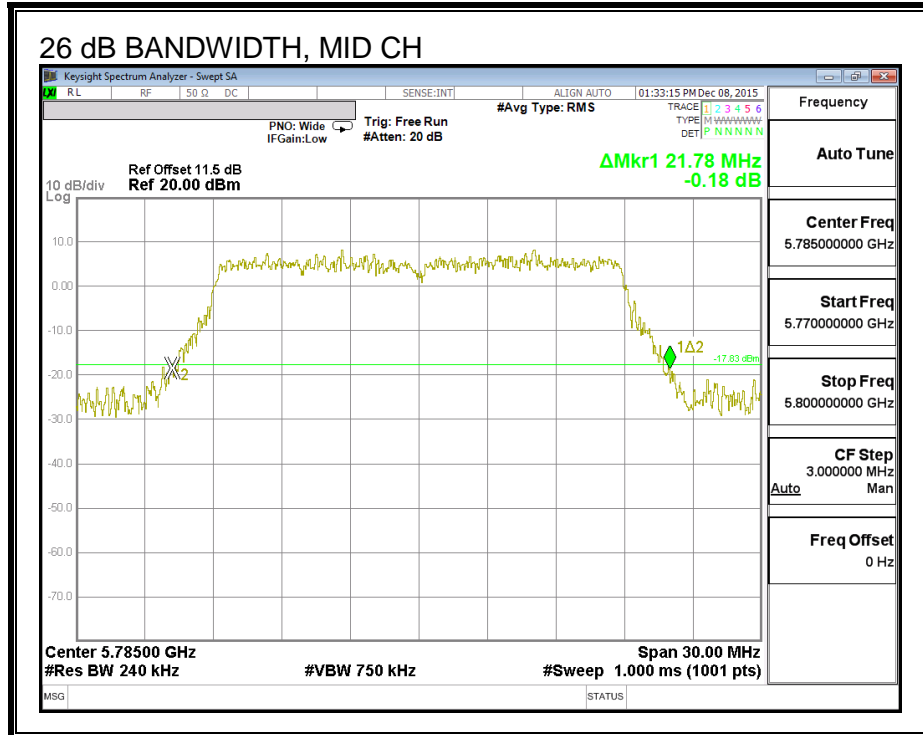
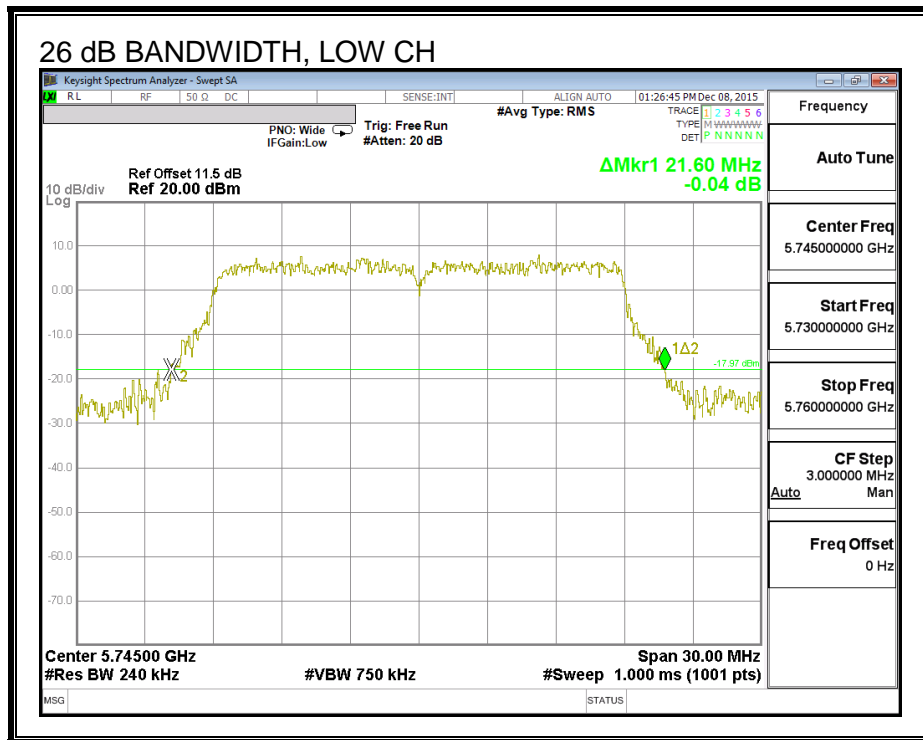
LIMITS

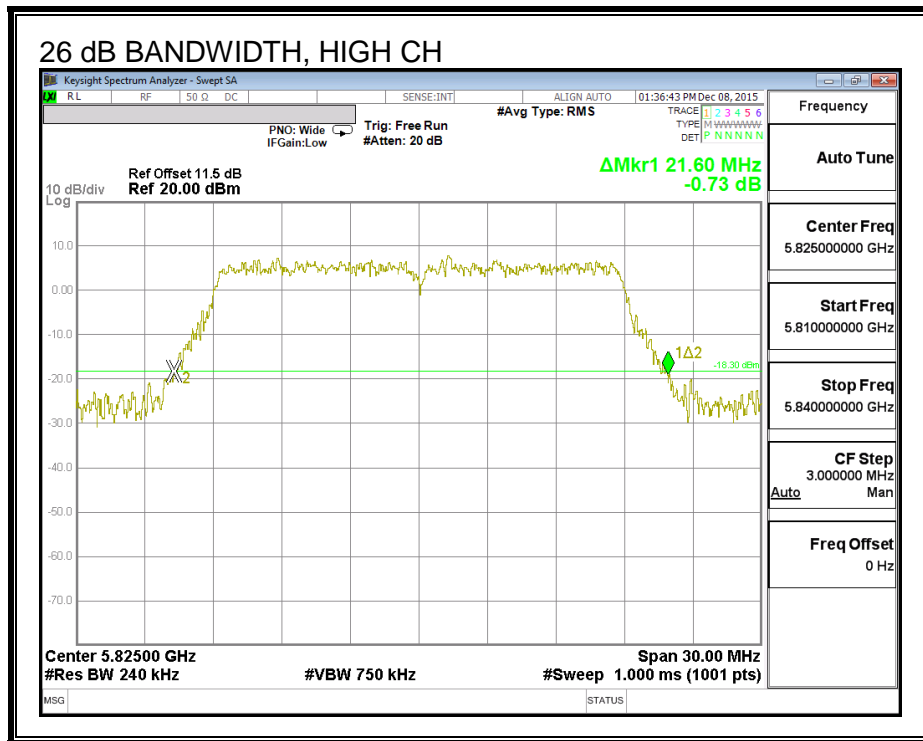
None, for reporting purposes only

RESULTS

Channel	Frequency (MHz)	26 dB Bandwidth (MHz)
Low	5745	21.60
Mid	5785	21.78
High	5825	21.60

26 dB BANDWIDTH





8.66.3. 99% BANDWIDTH

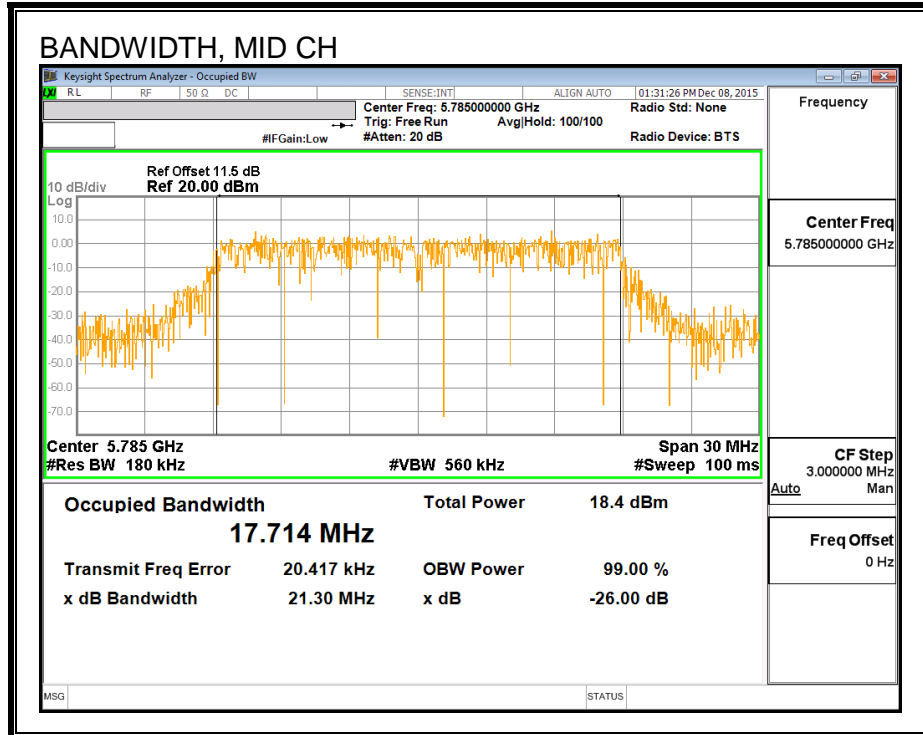
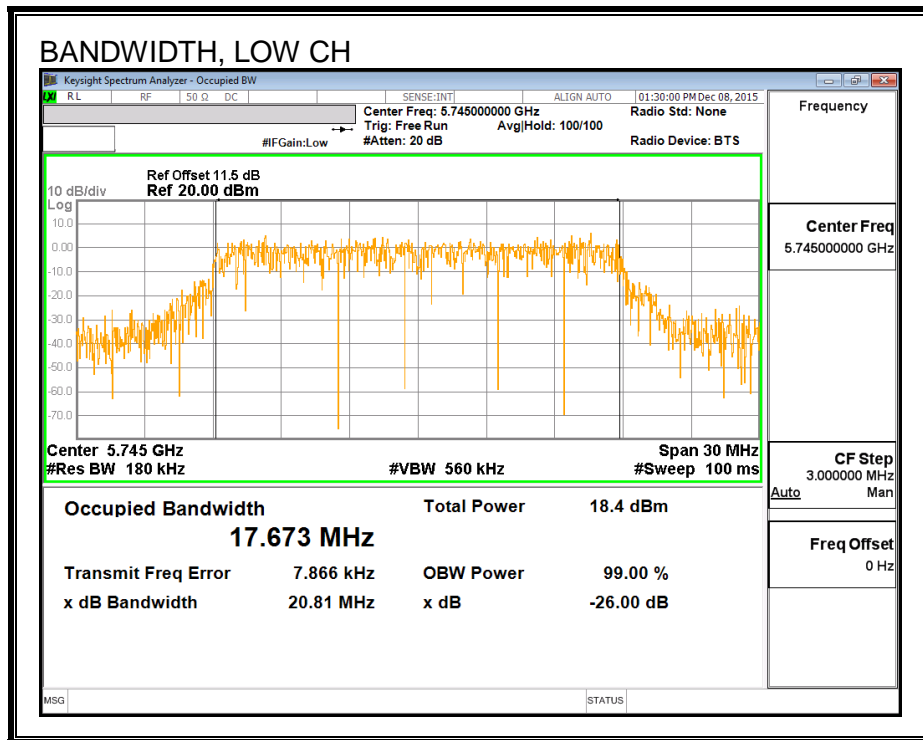
LIMITS

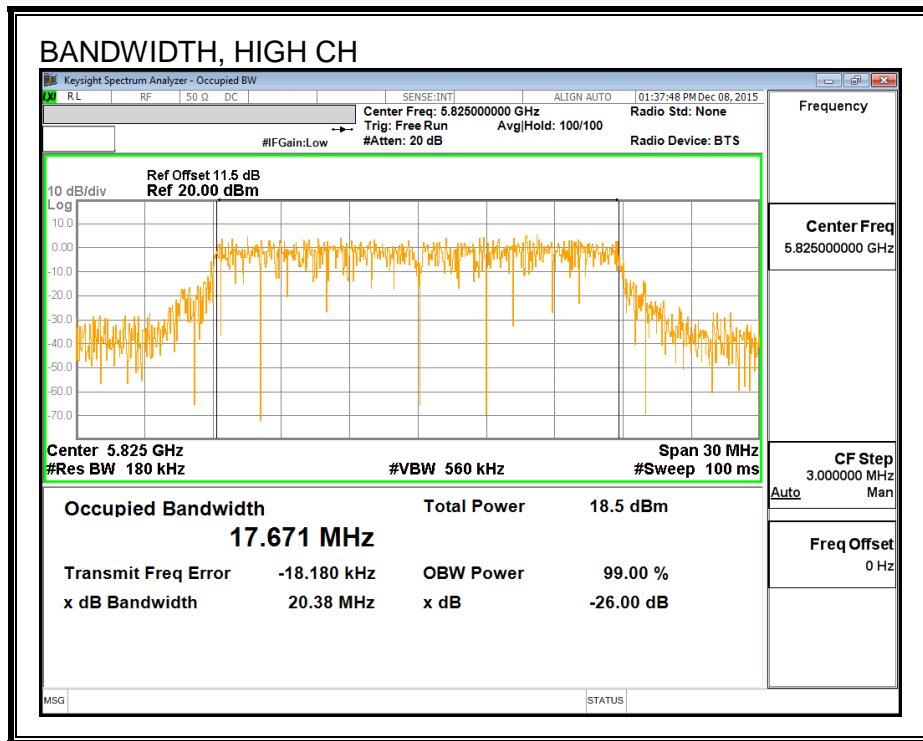
None; for reporting purposes only.

RESULTS

Channel	Frequency (MHz)	99% Bandwidth (MHz)
Low	5745	17.673
Mid	5785	17.714
High	5825	17.671

99% BANDWIDTH





8.66.4. AVERAGE POWER

LIMITS

None; for reporting purposes only.

TEST PROCEDURE

Measurements perform using a wideband gated RF power meter.

RESULTS

Channel	Frequency (MHz)	Power (dBm)
Low	5745	16.45
Mid	5785	16.47
High	5825	16.36

8.66.5. OUTPUT POWER

LIMITS

FCC §15.407 (a) (3)

For the band 5.725-5.85 GHz, the maximum conducted output power over the frequency band of operation shall not exceed 1 W. In addition, the maximum power spectral density shall not exceed 30 dBm in any 500-kHz band. If transmitting antennas of directional gain greater than 6 dBi are used, both the maximum conducted output power and the maximum power spectral density shall be reduced by the amount in dB that the directional gain of the antenna exceeds 6 dBi.

TEST PROCEDURE

Measurements perform using a wideband gated RF power meter provided that the gate parameters are adjusted such that the power is measured only when the EUT is transmitting at its maximum power control level. Since the measurement is made only during the ON time of the transmitter, no duty cycle correction factor is required.

DIRECTIONAL ANTENNA GAIN

There is only one transmitter output therefore the directional gain is equal to the antenna gain.

RESULTS

Antenna Gain and Limit

Channel	Frequency (MHz)	Directional Gain for Power (dBi)	Power Limit (dBm)
Low	5745	4.16	30.00
Mid	5785	4.16	30.00
High	5825	4.16	30.00

Output Power Results

Channel	Frequency (MHz)	Antenna A Meas Power (dBm)	Total Corr'd Power (dBm)	Power Limit (dBm)	Power Margin (dB)
Low	5745	16.45	16.45	30.00	-13.55
Mid	5785	16.47	16.47	30.00	-13.53
High	5825	16.36	16.36	30.00	-13.64

8.66.6. PSD

LIMITS

FCC §15.407 (a) (3)

For the band 5.725-5.85 GHz, the maximum conducted output power over the frequency band of operation shall not exceed 1 W. In addition, the maximum power spectral density shall not exceed 30 dBm in any 500-kHz band. If transmitting antennas of directional gain greater than 6 dBi are used, both the maximum conducted output power and the maximum power spectral density shall be reduced by the amount in dB that the directional gain of the antenna exceeds 6 dBi.

DIRECTIONAL ANTENNA GAIN

There is only one transmitter output therefore the directional gain is equal to the antenna gain.

RESULTS

Antenna Gain and Limits

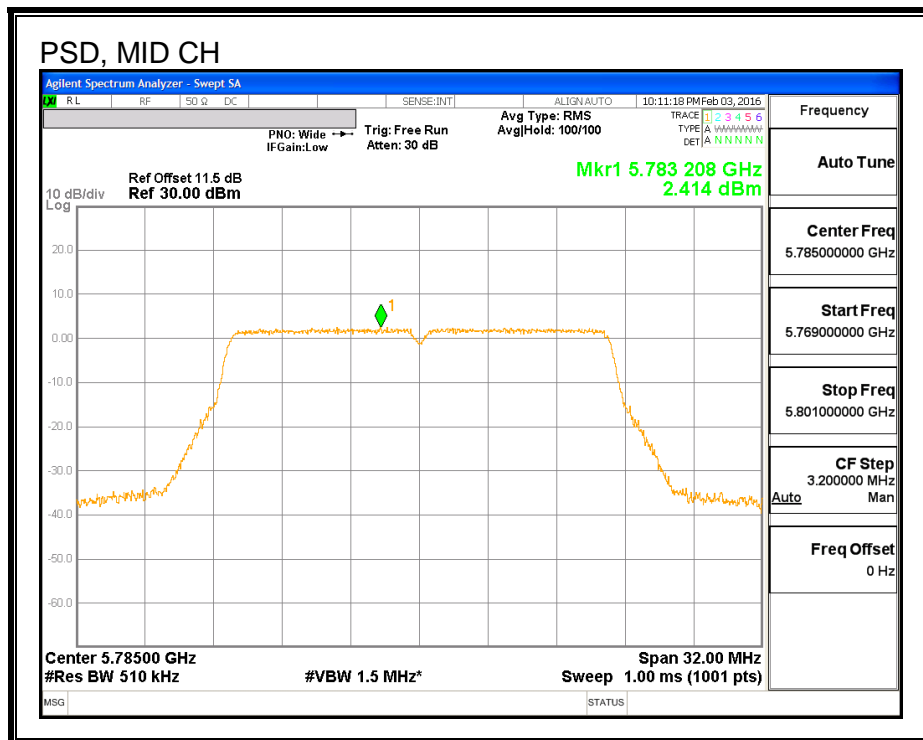
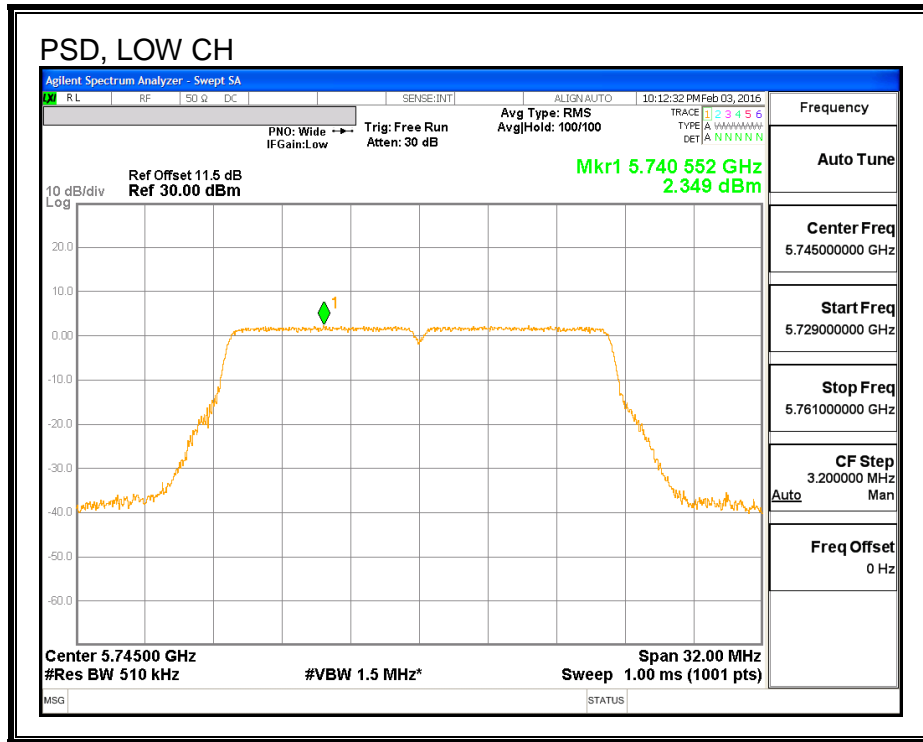
Channel	Frequency (MHz)	Directional Gain (dBi)	PSD Limit (dBm)
Low	5745	4.16	30.00
Mid	5785	4.16	30.00
High	5825	4.16	30.00

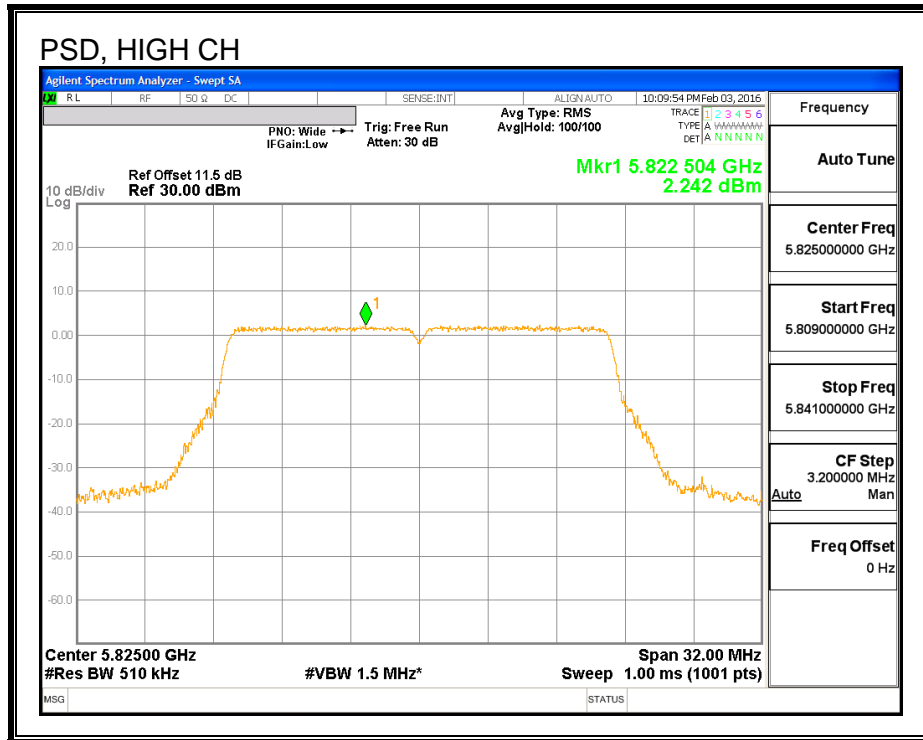
Duty Cycle CF (dB)	0.00	Included in Calculations of Corr'd PSD
---------------------------	------	---

PSD Results

Channel	Frequency (MHz)	Antenna A Meas PSD (dBm)	Total Corr'd PSD (dBm)	PSD Limit (dBm)	PSD Margin (dB)
Low	5745	2.35	2.349	30.00	-27.65
Mid	5785	2.41	2.414	30.00	-27.59
High	5825	2.24	2.242	30.00	-27.76

PSD





8.67. 802.11a 2TX CDD MODE IN THE 5.8 GHz BAND

Note: Covered by 802.11n HT20 2TX CDD MODE IN THE 5.8 GHz BAND.

8.68. 802.11n HT20 2Tx CDD MODE IN THE 5.8 GHz BAND

8.68.1. 6 dB BANDWIDTH

LIMITS

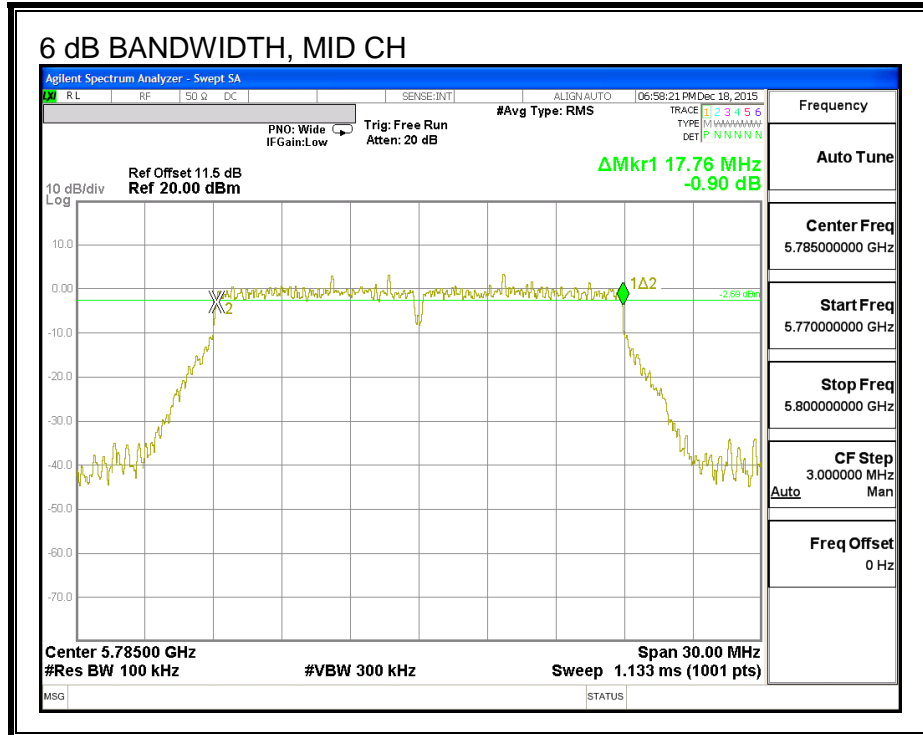
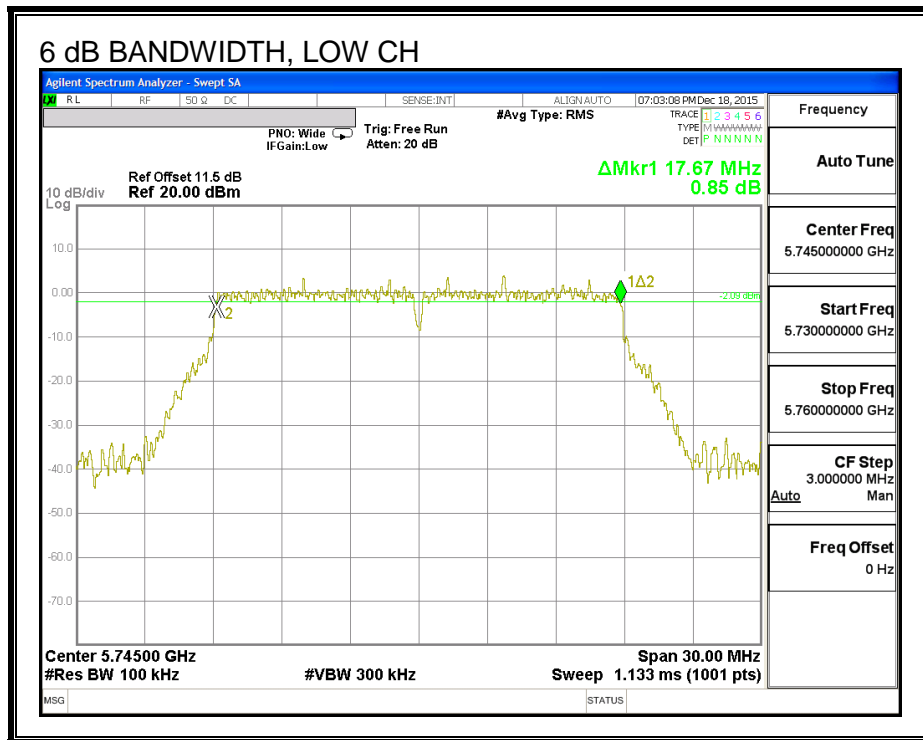
FCC §15.407 (e)

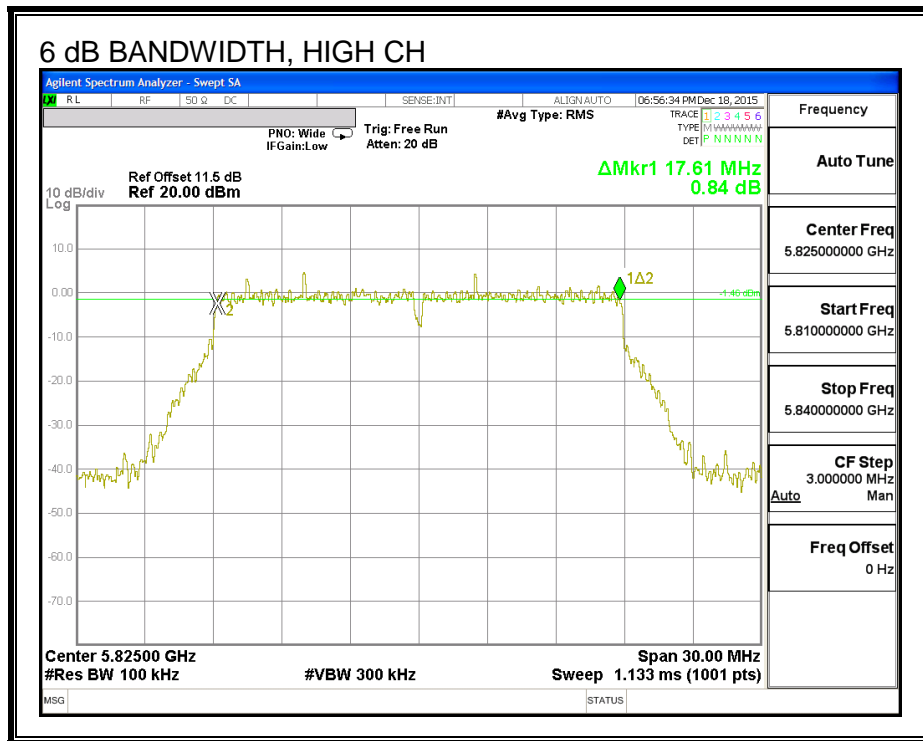
The minimum 6 dB bandwidth shall be at least 500 kHz.

RESULTS

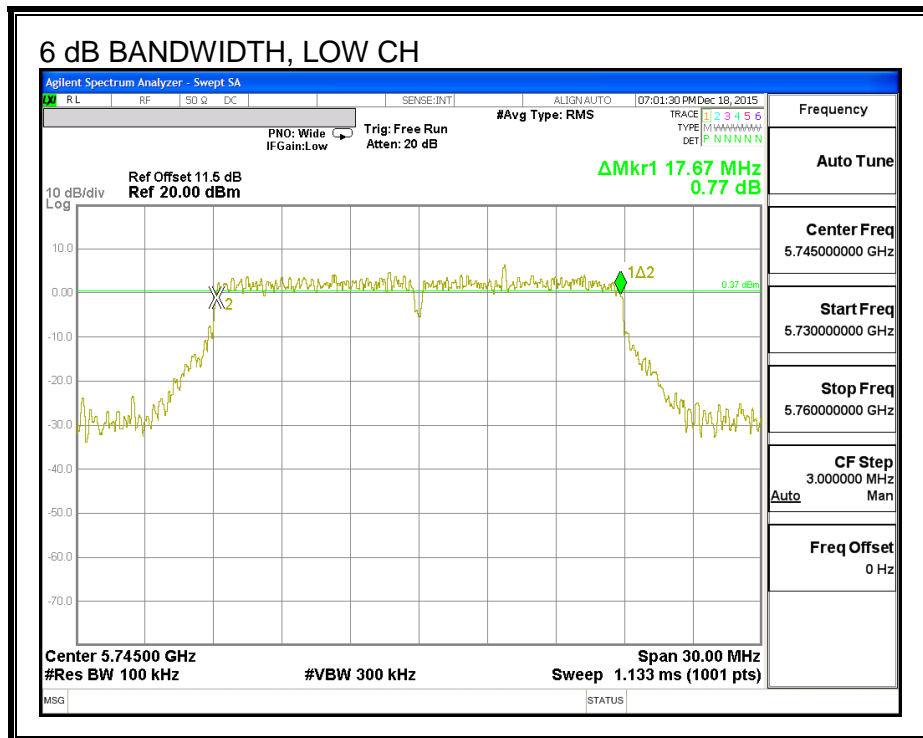
Channel	Frequency (MHz)	6 dB BW Antenna B (MHz)	6 dB BW Antenna A (MHz)	Minimum Limit (MHz)
Low	5745	17.67	17.67	0.5
Mid	5785	17.76	17.64	0.5
High	5825	17.61	17.64	0.5

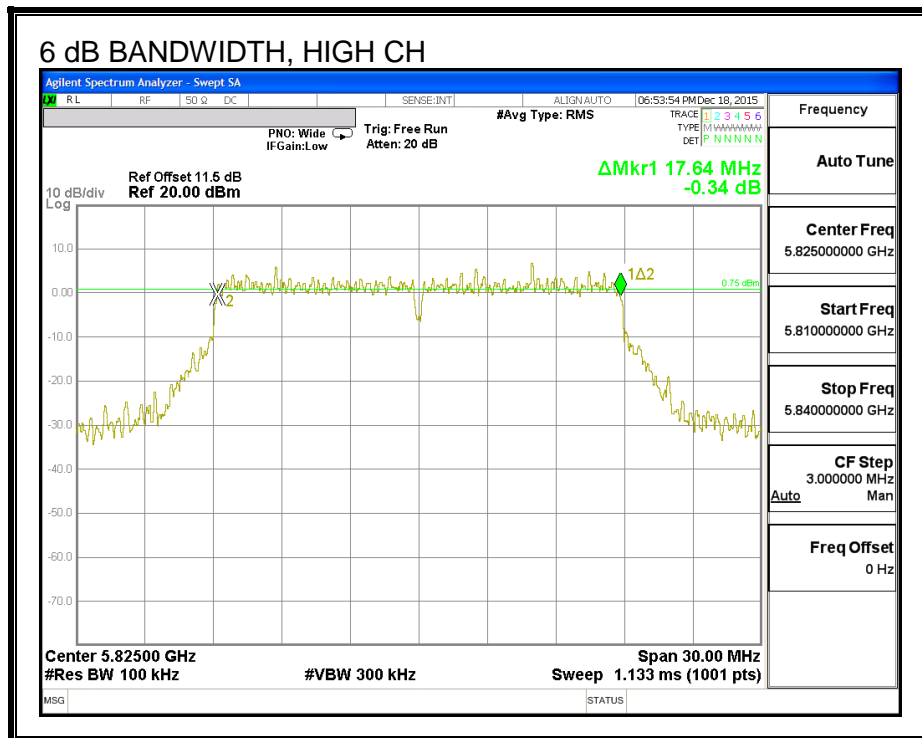
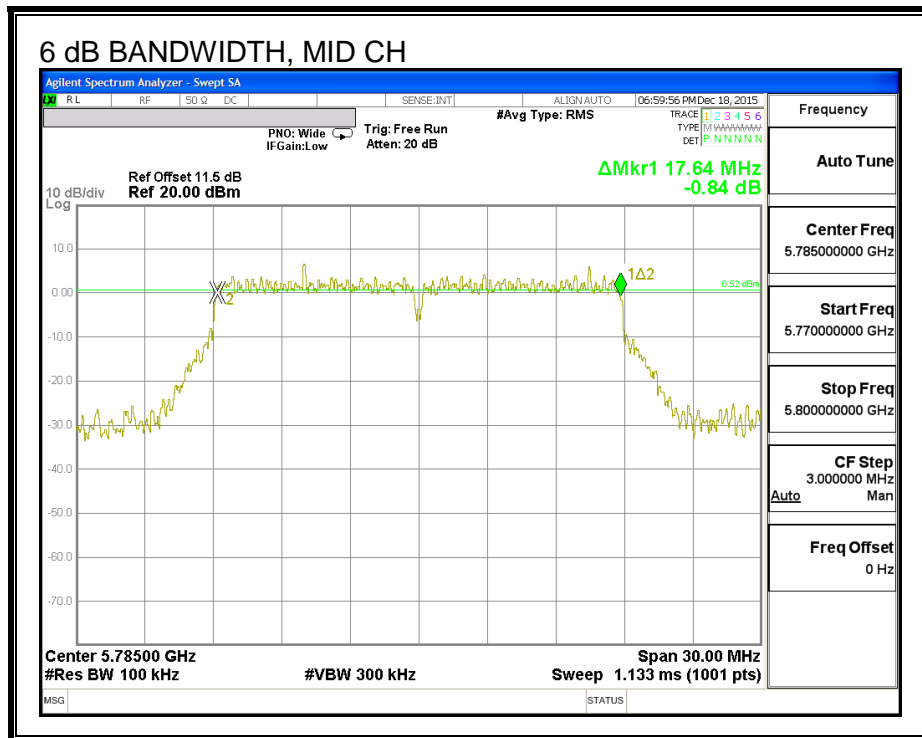
6 dB BANDWIDTH, ANTENNA - B





6 dB BANDWIDTH, ANTENNA - A





8.68.2. 26 dB BANDWIDTH

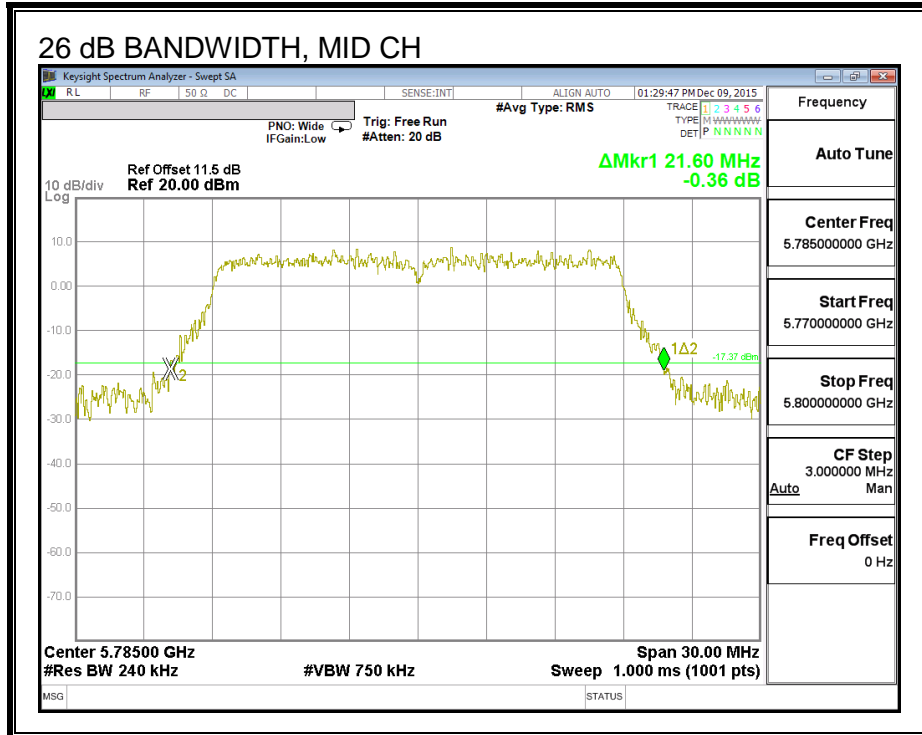
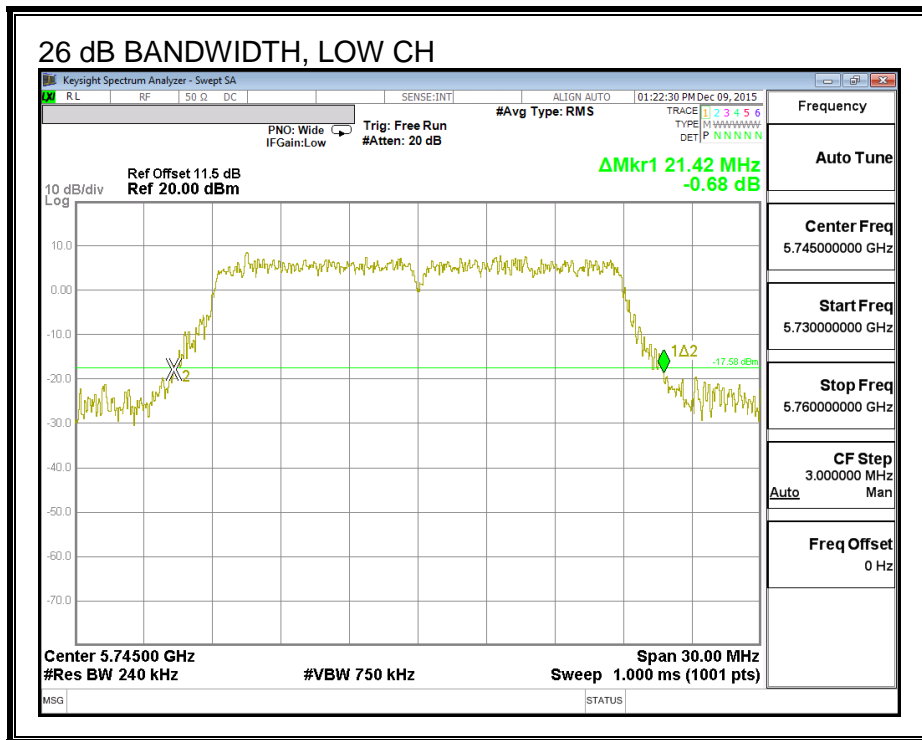
LIMITS

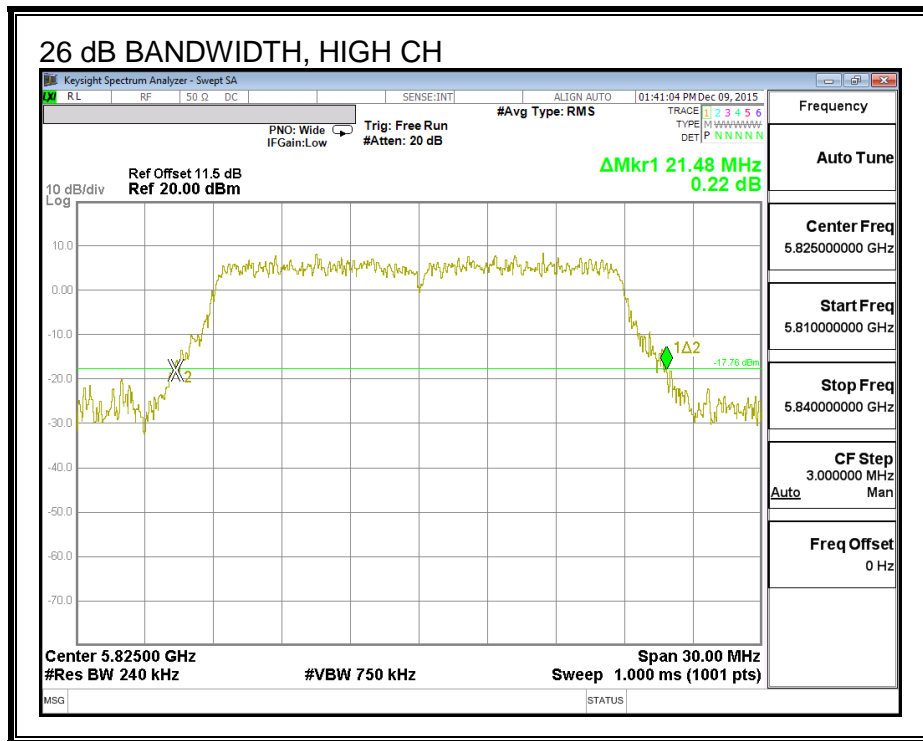
None, for reporting purposes only.

RESULTS

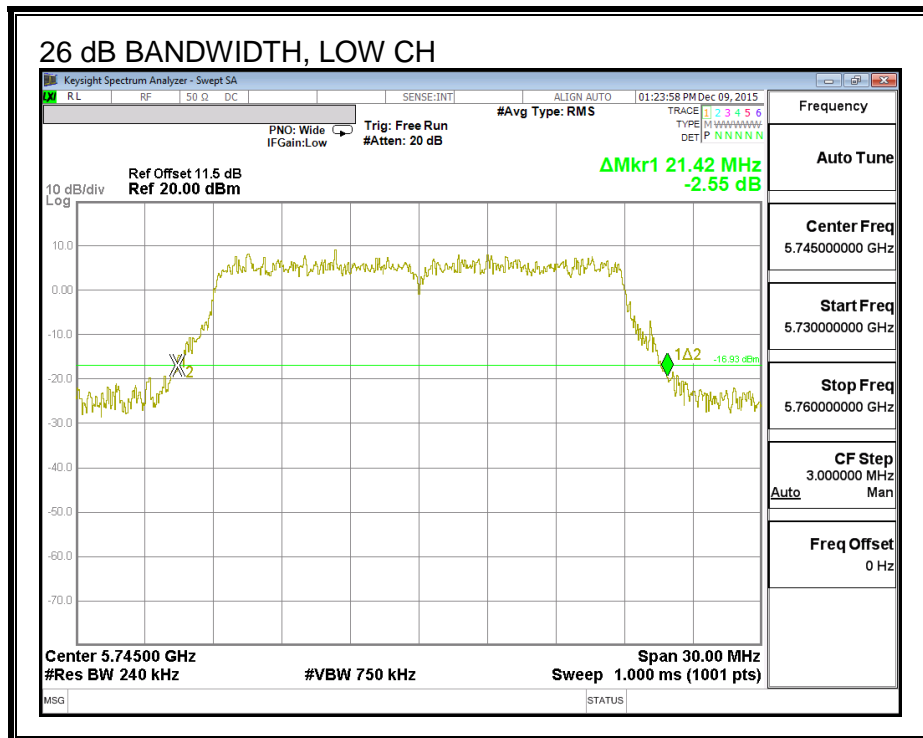
Channel	Frequency (MHz)	26 dB BW Antenna B (MHz)	26 dB BW Antenna A (MHz)
Low	5745	21.42	21.42
Mid	5785	21.60	21.54
High	5825	21.48	21.36

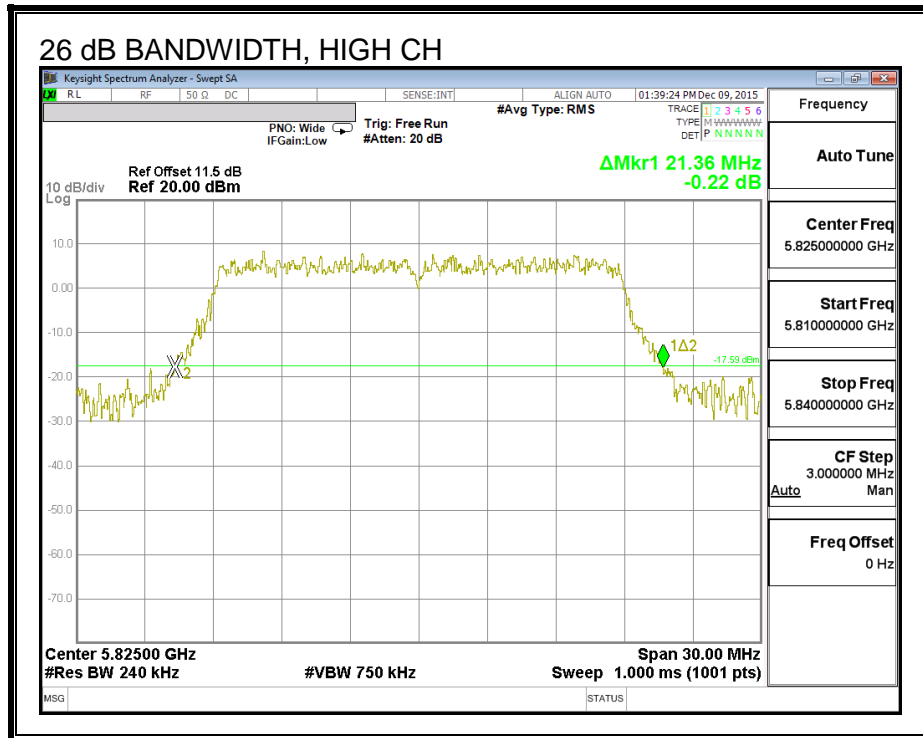
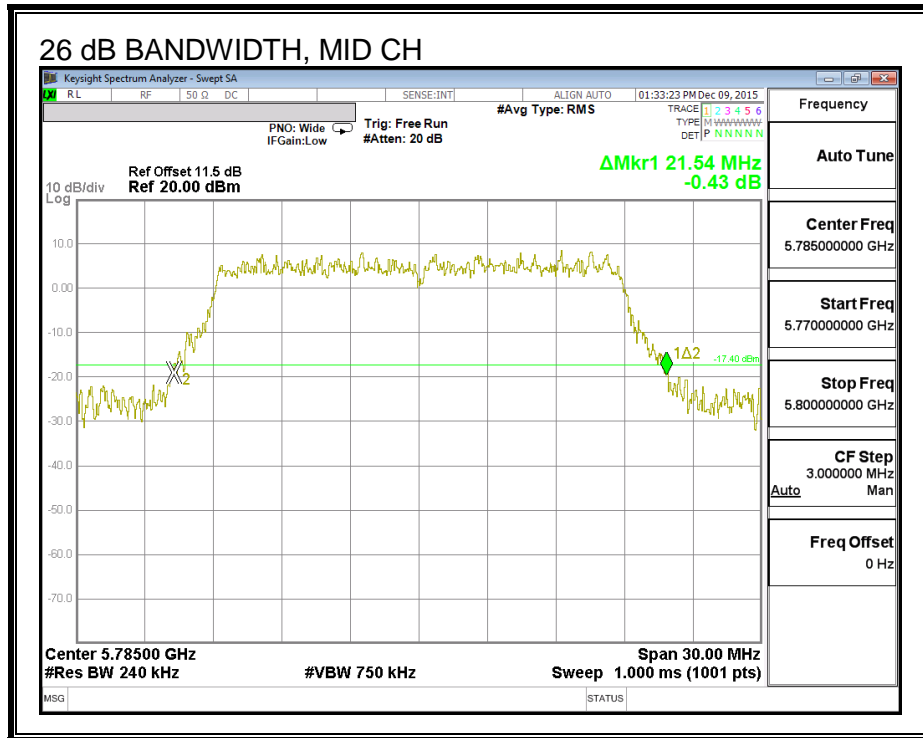
26 dB BANDWIDTH, ANTENNA - B





26 dB BANDWIDTH, ANTENNA - A





8.68.3. 99% BANDWIDTH

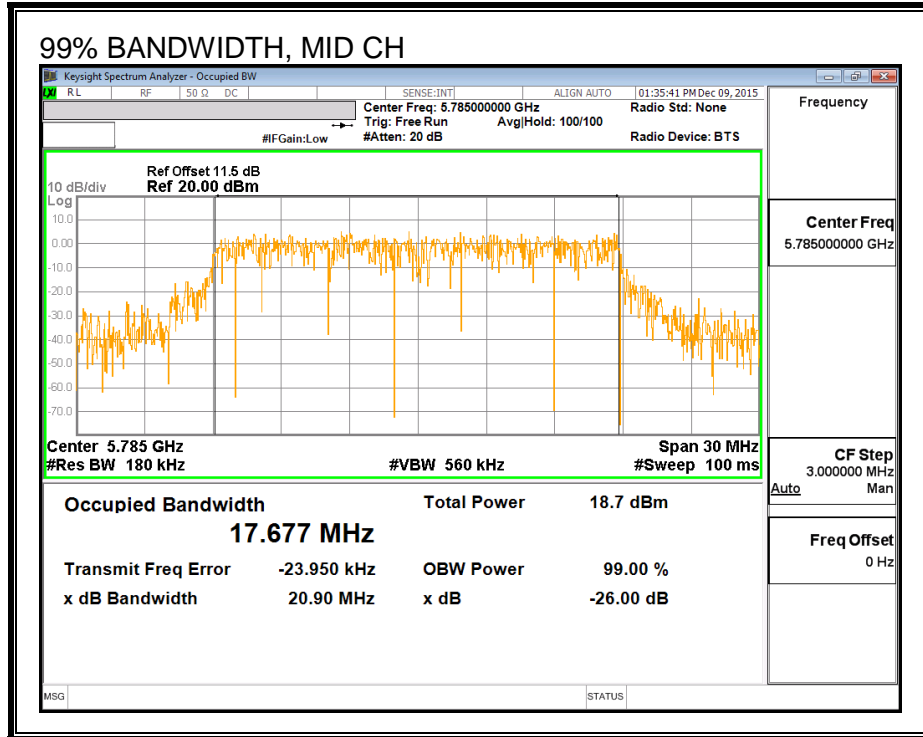
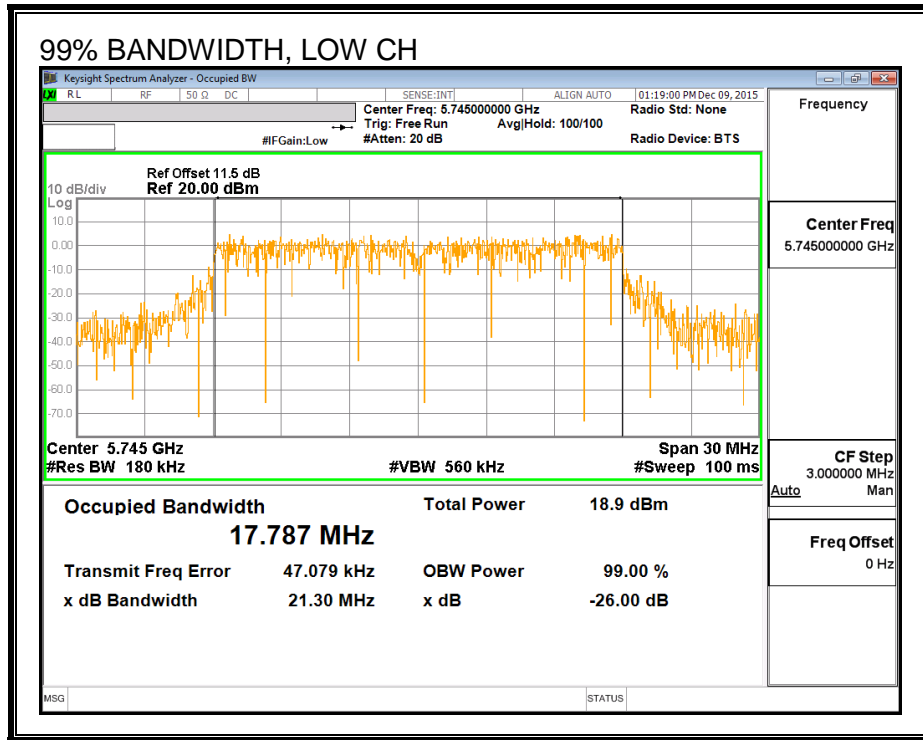
LIMITS

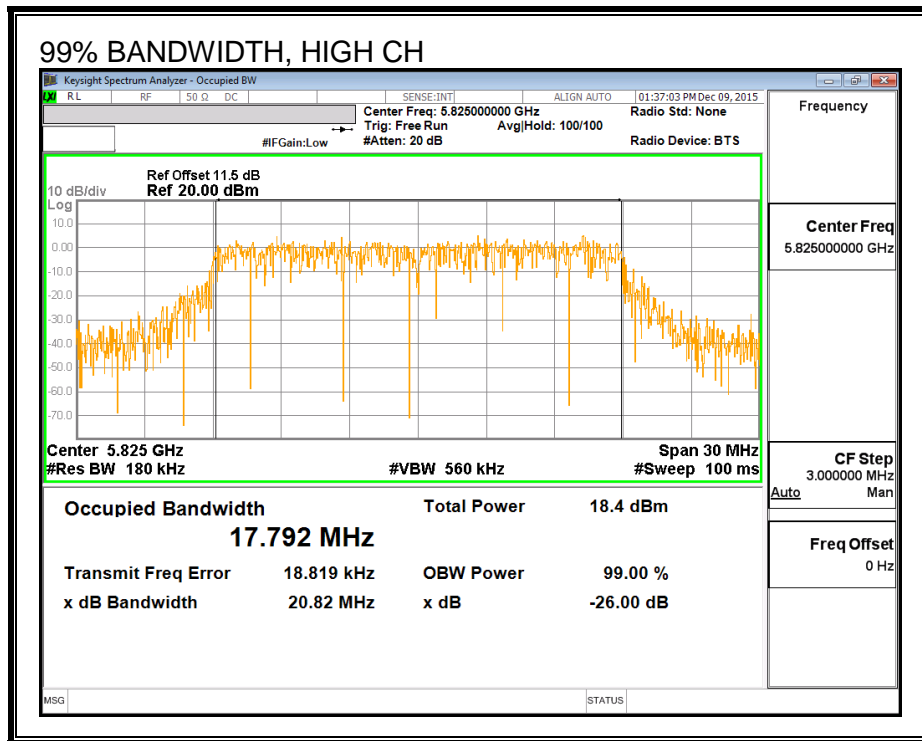
None; for reporting purposes only.

RESULTS

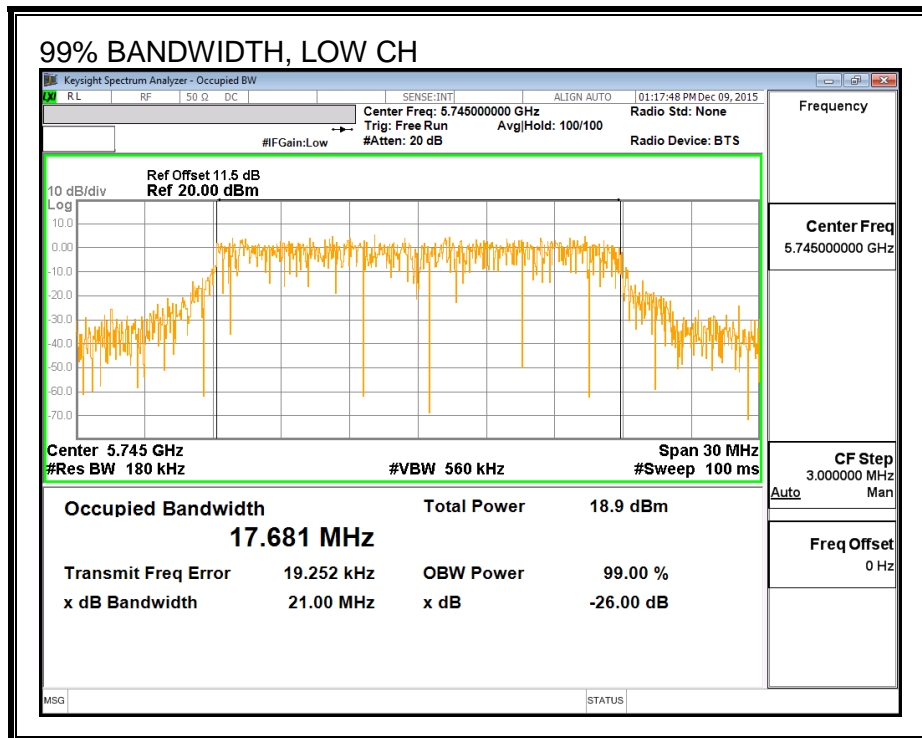
Channel	Frequency (MHz)	99% BW Antenna B (MHz)	99% BW Antenna A (MHz)
Low	5745	17.787	17.681
Mid	5785	17.677	17.744
High	5825	17.792	17.653

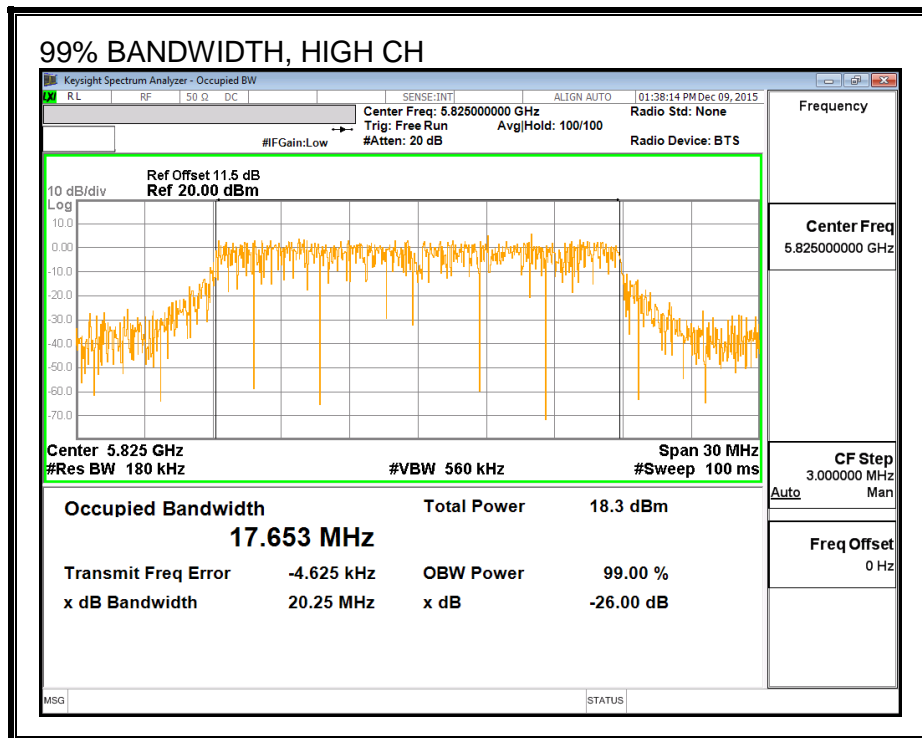
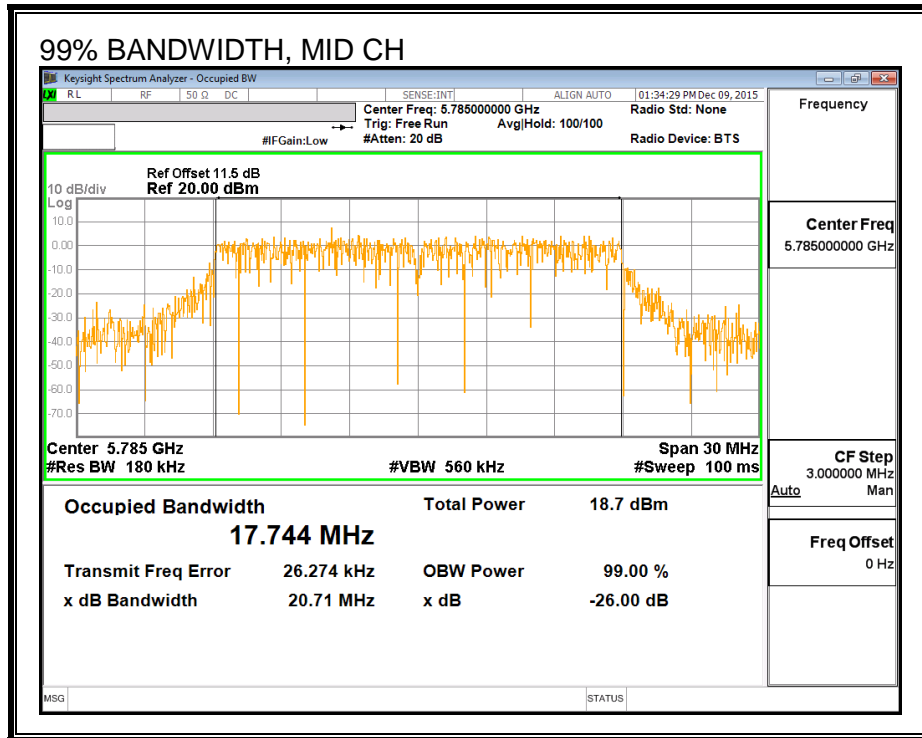
99% BANDWIDTH, ANTENNA - B





99% BANDWIDTH, ANTENNA - A





8.68.4. AVERAGE POWER

LIMITS

None; for reporting purposes only.

TEST PROCEDURE

Measurements perform using a wideband gated RF power meter.

RESULTS

Channel	Frequency (MHz)	Antenna B Power (dBm)	Antenna A Power (dBm)	Total Power (dBm)
Low	5745	14.38	14.42	17.41
Mid	5785	16.91	16.44	19.69
High	5825	14.91	14.88	17.91

8.68.5. OUTPUT POWER

LIMITS

FCC §15.407 (a) (3)

For the band 5.725-5.85 GHz, the maximum conducted output power over the frequency band of operation shall not exceed 1 W. In addition, the maximum power spectral density shall not exceed 30 dBm in any 500-kHz band. If transmitting antennas of directional gain greater than 6 dBi are used, both the maximum conducted output power and the maximum power spectral density shall be reduced by the amount in dB that the directional gain of the antenna exceeds 6 dBi.

TEST PROCEDURE

Measurements perform using a wideband gated RF power meter provided that the gate parameters are adjusted such that the power is measured only when the EUT is transmitting at its maximum power control level. Since the measurement is made only during the ON time of the transmitter, no duty cycle correction factor is required.

DIRECTIONAL ANTENNA GAIN

The TX chains are uncorrelated and the antenna gain is unequal among the chains. The directional gain is:

Antenna B	Antenna A	Uncorrelated Chains
Gain	Gain	Directional
(dBi)	(dBi)	Gain
(dBi)	(dBi)	(dBi)
2.42	4.16	3.38

RESULTS

Antenna Gain and Limit

Channel	Frequency (MHz)	Directional Gain for Power (dBi)	Power Limit (dBm)
Low	5745	3.38	30.00
Mid	5785	3.38	30.00
High	5825	3.38	30.00

Output Power Results

Channel	Frequency (MHz)	Antenna B Meas Power (dBm)	Antenna A Meas Power (dBm)	Total Corr'd Power (dBm)	Power Limit (dBm)	Power Margin (dB)
Low	5745	14.38	14.42	17.41	30.00	-12.59
Mid	5785	16.91	16.44	19.69	30.00	-10.31
High	5825	14.91	14.88	17.91	30.00	-12.09

8.68.6. PSD

LIMITS

FCC §15.407 (a) (3)

For the band 5.725-5.85 GHz, the maximum conducted output power over the frequency band of operation shall not exceed 1 W. In addition, the maximum power spectral density shall not exceed 30 dBm in any 500-kHz band. If transmitting antennas of directional gain greater than 6 dBi are used, both the maximum conducted output power and the maximum power spectral density shall be reduced by the amount in dB that the directional gain of the antenna exceeds 6 dBi.

DIRECTIONAL ANTENNA GAIN

The TX chains are correlated and the antenna gain is unequal among the chains. The directional gain is:

Antenna B	Antenna A	Correlated Chains Directional
Gain (dBi)	Gain (dBi)	Gain (dBi)
2.42	4.16	6.34

RESULTS

Antenna Gain and Limits

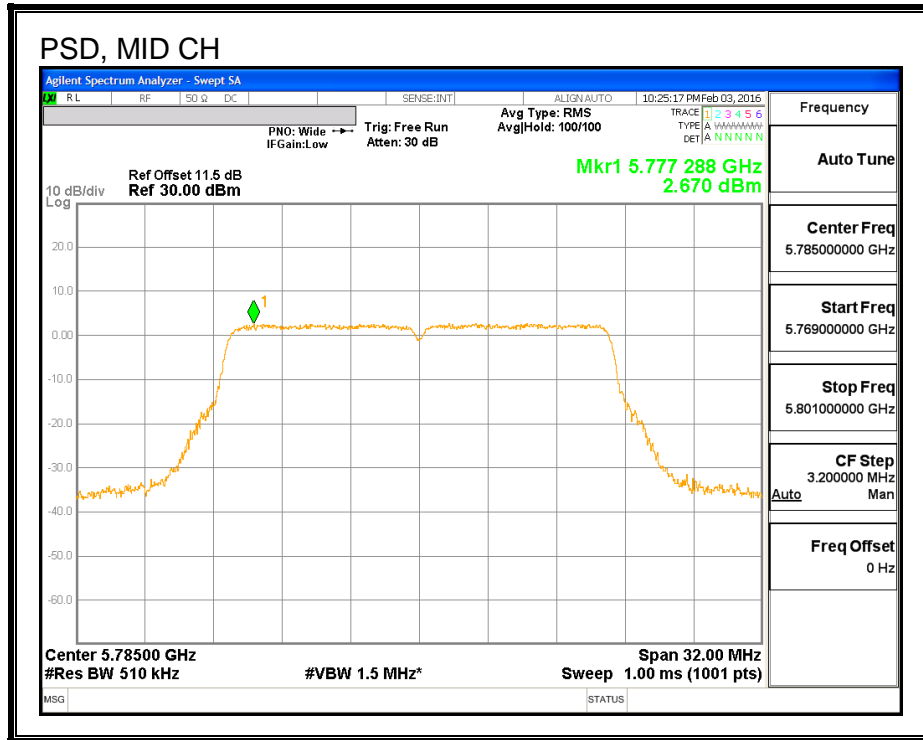
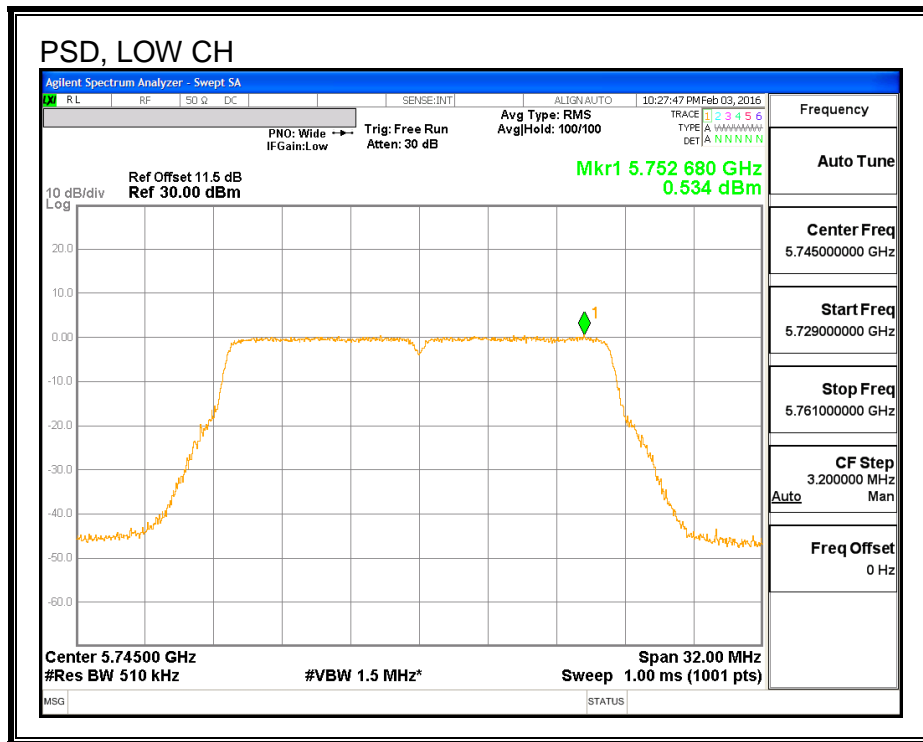
Channel	Frequency (MHz)	Directional Gain (dBi)	PSD Limit (dBm)
Low	5745	6.34	29.66
Mid	5785	6.34	29.66
High	5825	6.34	29.66

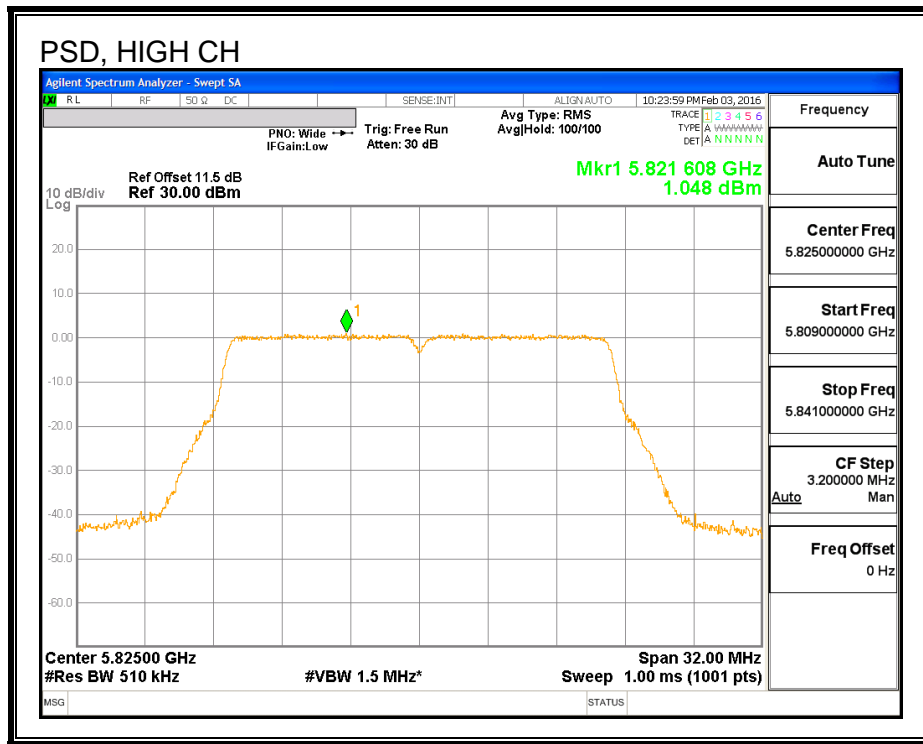
Duty Cycle CF (dB)	0.00	Included in Calculations of Corr'd PSD
---------------------------	------	---

PSD Results

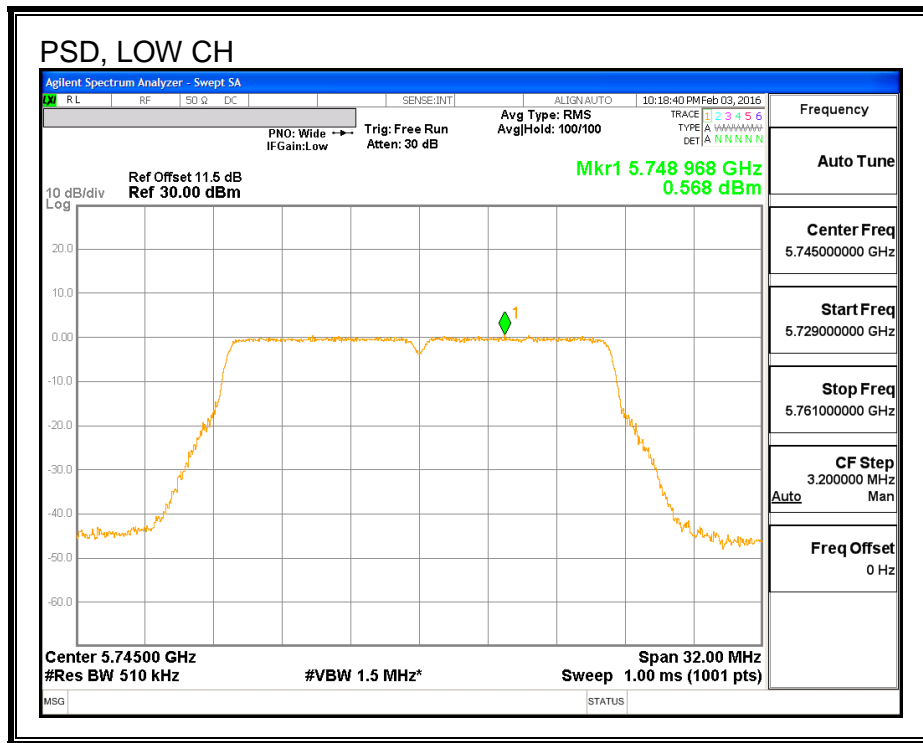
Channel	Frequency (MHz)	Antenna B Meas PSD (dBm)	Antenna A Meas PSD (dBm)	Total Corr'd PSD (dBm)	PSD Limit (dBm)	PSD Margin (dB)
Low	5745	0.53	0.57	3.561	29.66	-26.10
Mid	5785	2.67	2.86	5.774	29.66	-23.89
High	5825	1.05	0.63	3.853	29.66	-25.81

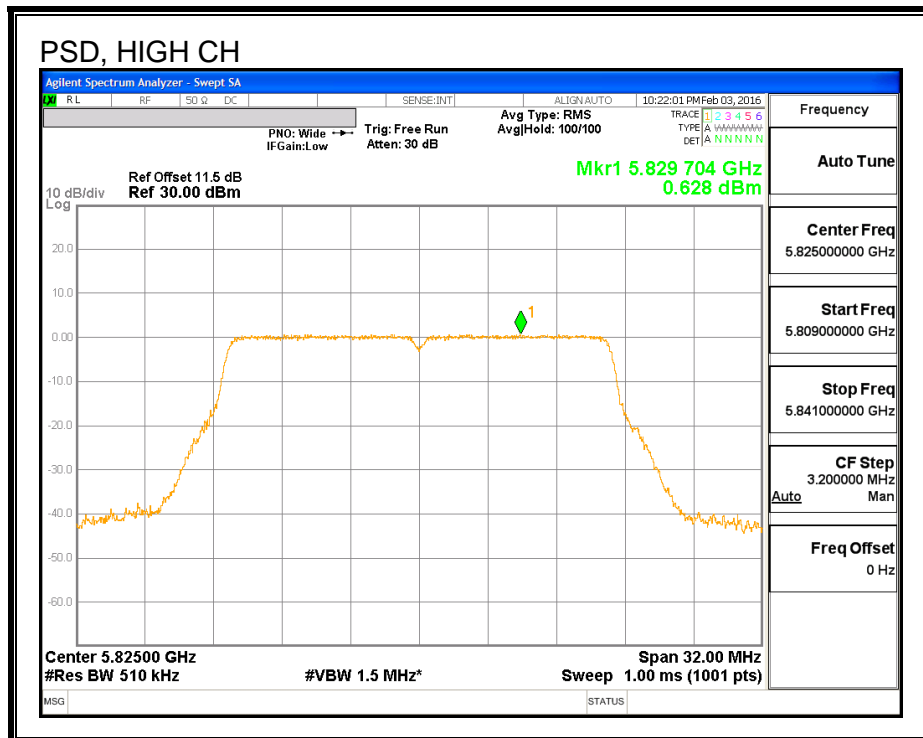
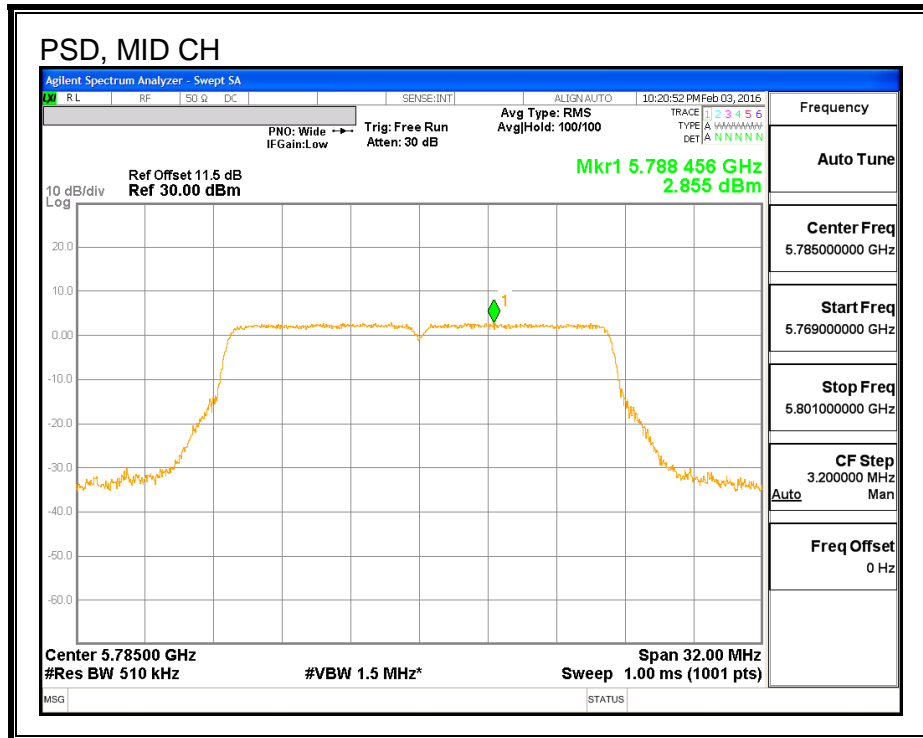
PSD, ANTENNA - B





PSD, ANTENNA - A





8.69. 802.11n HT20 2Tx STBC MODE IN THE 5.8 GHz BAND

Note: Covered by 802.11n HT20 2Tx CDD MODE IN THE 5.8 GHz BAND

8.70. 802.11n HT20 2Tx SDM MODE IN THE 5.8 GHz BAND

Note: Covered by 802.11n HT20 2Tx CDD MODE IN THE 5.8 GHz BAND

8.71. 802.11n HT40 ANTENNA - B MODE IN THE 5.8 GHz BAND

8.71.1. 6 dB BANDWIDTH

LIMITS

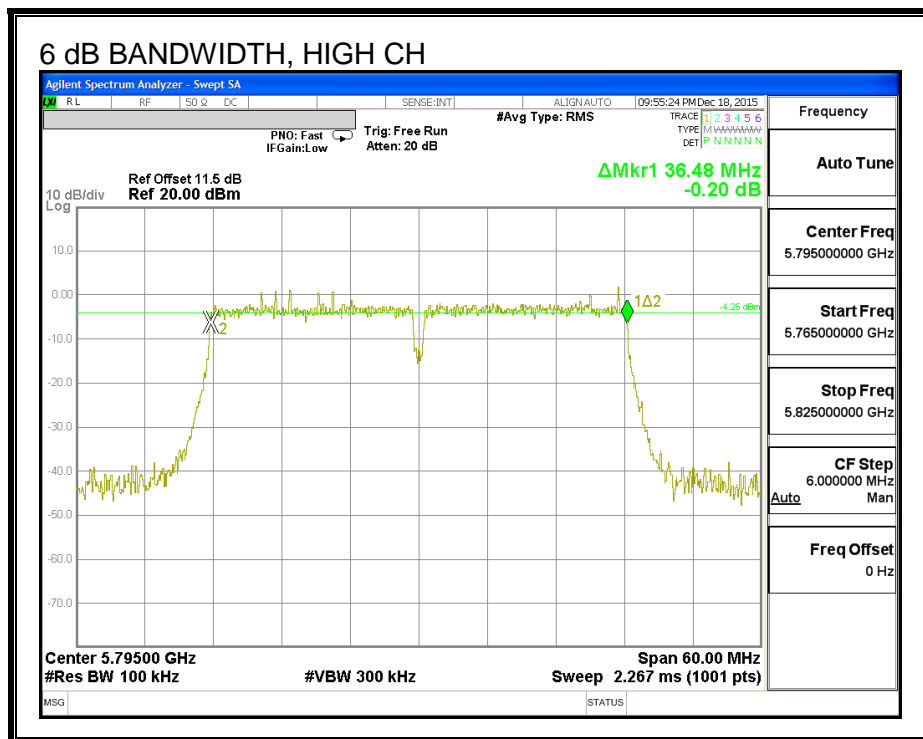
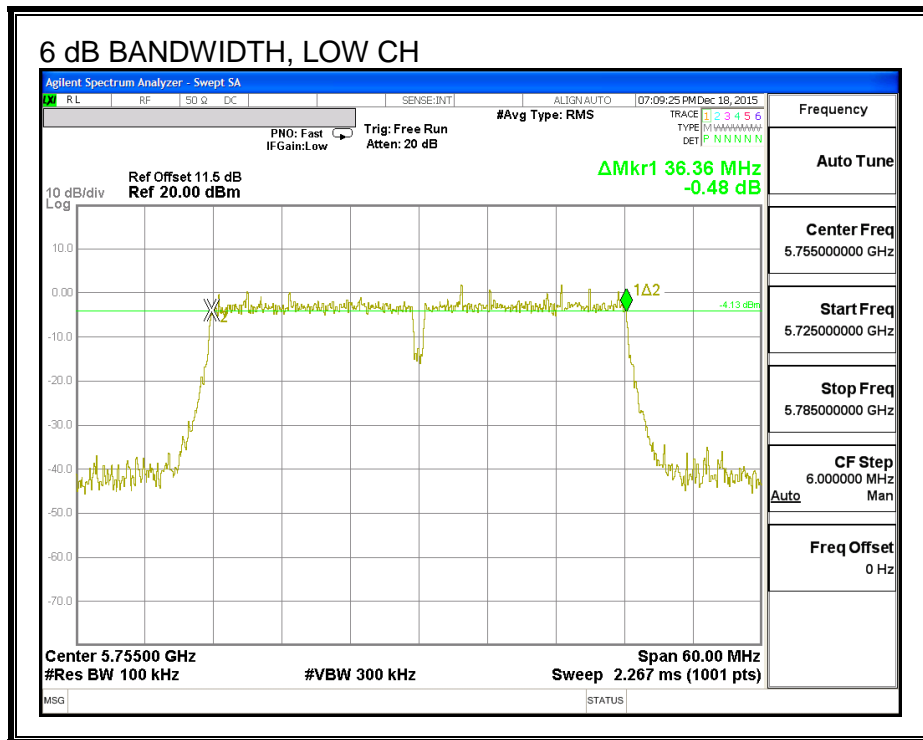
FCC §15.407 (e)

The minimum 6 dB bandwidth shall be at least 500 kHz.

RESULTS

Channel	Frequency (MHz)	6 dB Bandwidth (MHz)	Minimum Limit (MHz)
Low	5755	36.36	0.5
High	5795	36.48	0.5

6 dB BANDWIDTH



8.71.2. 26 dB BANDWIDTH

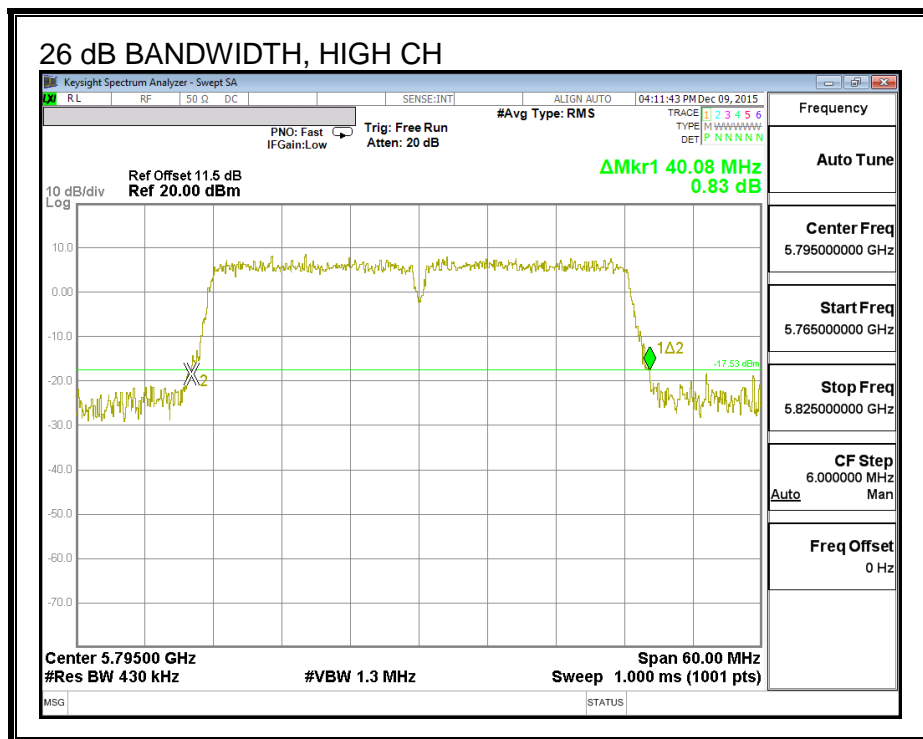
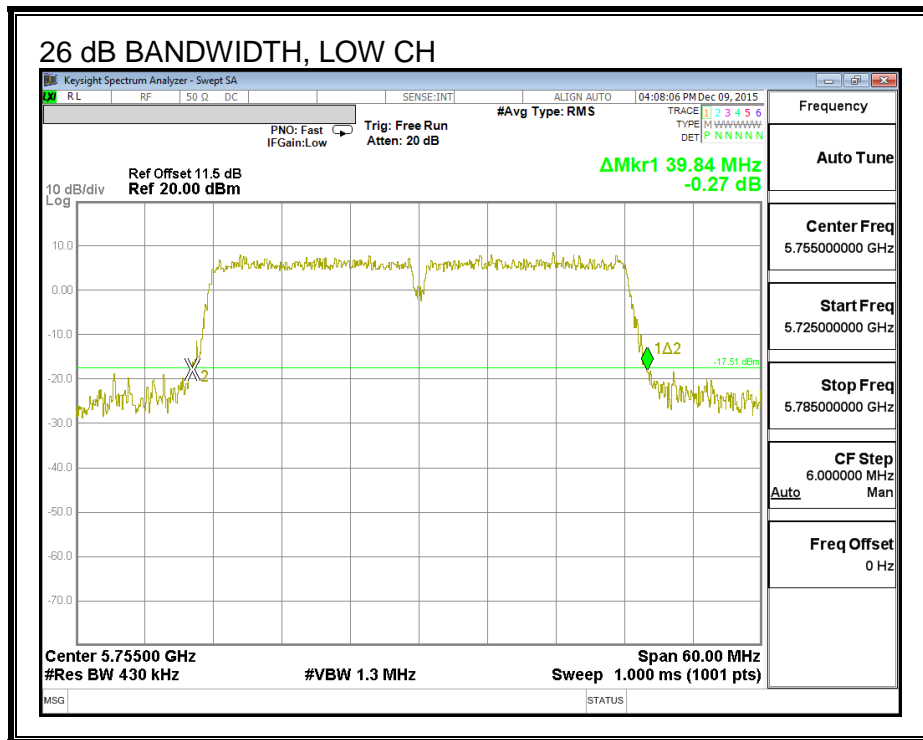
LIMITS

None, for reporting purposes only.

RESULTS

Channel	Frequency (MHz)	26 dB Bandwidth (MHz)
Low	5755	39.84
High	5795	40.08

26 dB BANDWIDTH



8.71.3. 99% BANDWIDTH

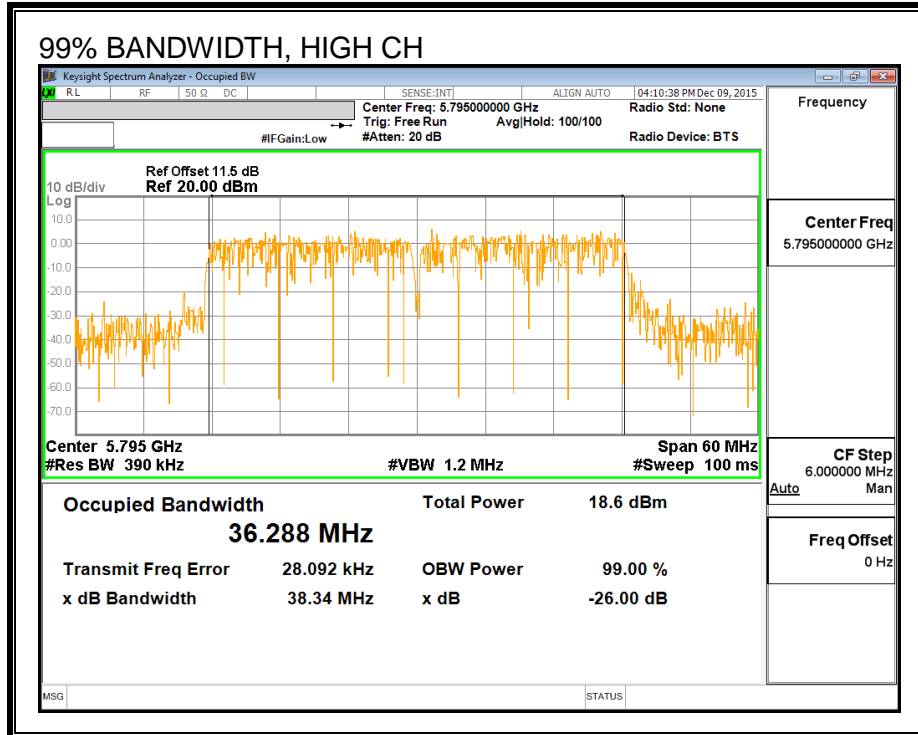
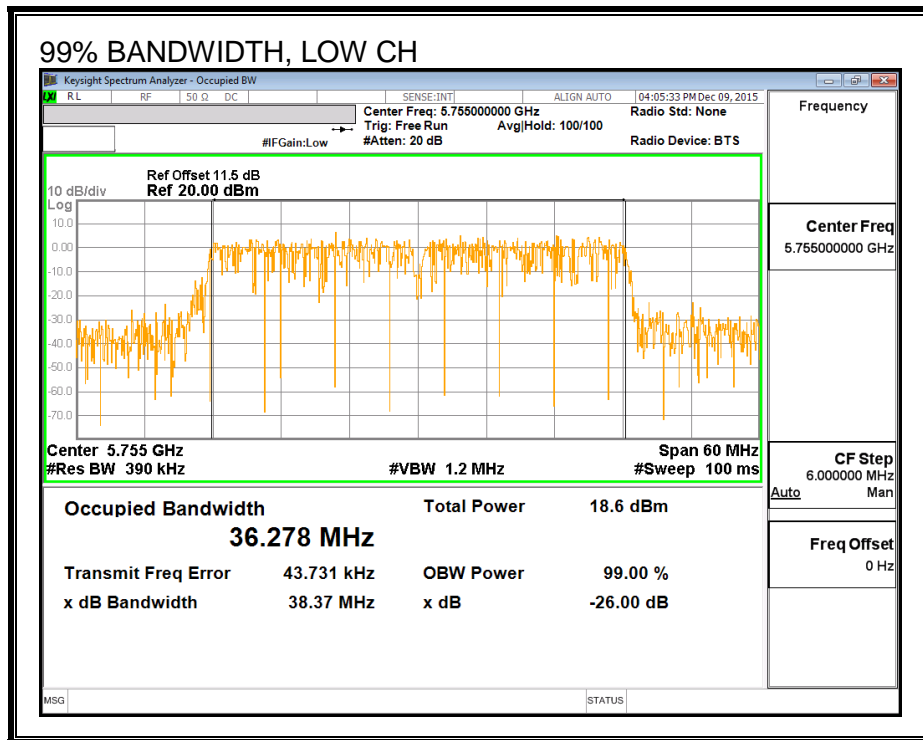
LIMITS

None; for reporting purposes only.

RESULTS

Channel	Frequency (MHz)	99% Bandwidth (MHz)
Low	5755	36.278
High	5795	36.288

99% BANDWIDTH



8.71.4. AVERAGE POWER

LIMITS

None; for reporting purposes only.

TEST PROCEDURE

Measurements perform using a wideband gated RF power meter.

RESULTS

Channel	Frequency (MHz)	Power (dBm)
Low	5755	12.91
High	5795	16.39

8.71.5. OUTPUT POWER

LIMITS

FCC §15.407 (a) (3)

For the band 5.725-5.85 GHz, the maximum conducted output power over the frequency band of operation shall not exceed 1 W. In addition, the maximum power spectral density shall not exceed 30 dBm in any 500-kHz band. If transmitting antennas of directional gain greater than 6 dBi are used, both the maximum conducted output power and the maximum power spectral density shall be reduced by the amount in dB that the directional gain of the antenna exceeds 6 dBi.

TEST PROCEDURE

Measurements perform using a wideband gated RF power meter provided that the gate parameters are adjusted such that the power is measured only when the EUT is transmitting at its maximum power control level. Since the measurement is made only during the ON time of the transmitter, no duty cycle correction factor is required.

DIRECTIONAL ANTENNA GAIN

There is only one transmitter output therefore the directional gain is equal to the antenna gain.

RESULTS

Antenna Gain and Limit

Channel	Frequency (MHz)	Directional Gain (dBi)	Power Limit (dBm)
Low	5755	2.42	30.00
High	5795	2.42	30.00

Output Power Results

Channel	Frequency (MHz)	Antenna B Meas Power (dBm)	Total Corr'd Power (dBm)	Power Limit (dBm)	Power Margin (dB)
Low	5755	12.91	12.91	30.00	-17.09
High	5795	16.39	16.39	30.00	-13.61

8.71.6. PSD

LIMITS

FCC §15.407 (a) (3)

For the band 5.725-5.85 GHz, the maximum conducted output power over the frequency band of operation shall not exceed 1 W. In addition, the maximum power spectral density shall not exceed 30 dBm in any 500-kHz band. If transmitting antennas of directional gain greater than 6 dBi are used, both the maximum conducted output power and the maximum power spectral density shall be reduced by the amount in dB that the directional gain of the antenna exceeds 6 dBi.

DIRECTIONAL ANTENNA GAIN

There is only one transmitter output therefore the directional gain is equal to the antenna gain.

RESULTS

Antenna Gain and Limits

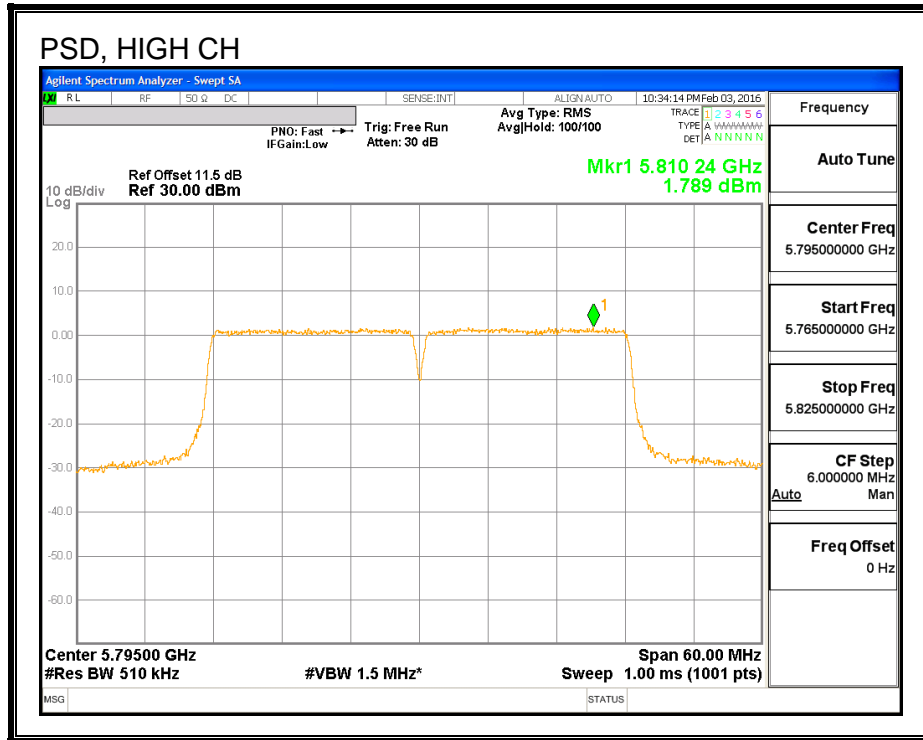
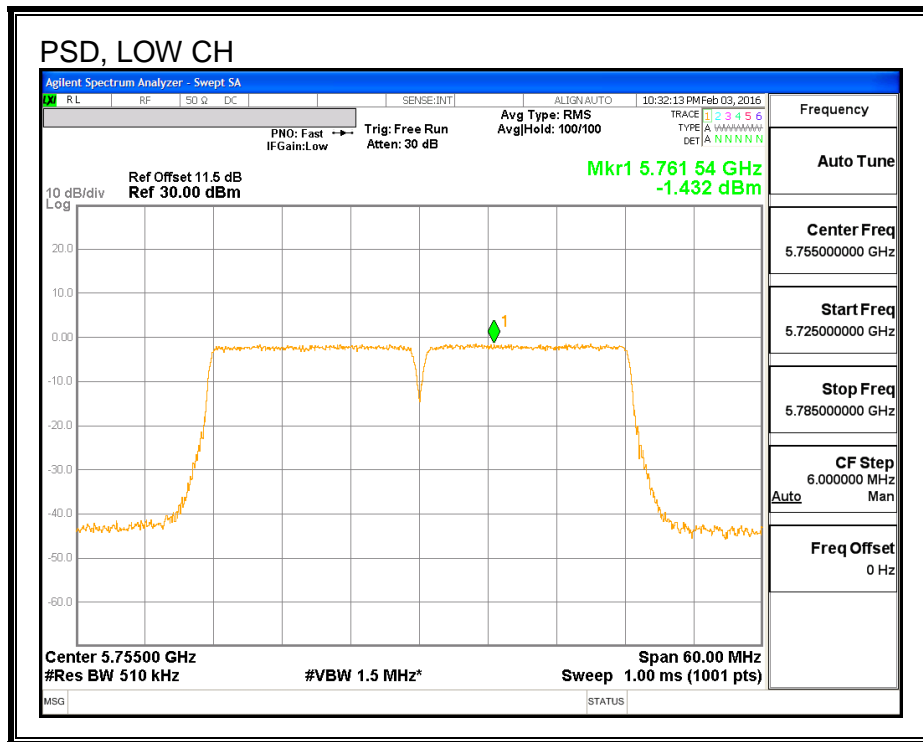
Channel	Frequency (MHz)	Directional Gain (dBi)	PSD Limit (dBm)
Low	5755	2.42	30.00
High	5795	2.42	30.00

Duty Cycle CF (dB)	0.00	Included in Calculations of Corr'd PSD
---------------------------	------	---

PSD Results

Channel	Frequency (MHz)	Antenna B Meas PSD (dBm)	Total Corr'd PSD (dBm)	PSD Limit (dBm)	PSD Margin (dB)
Low	5755	-1.43	-1.432	30.00	-31.43
High	5795	1.79	1.789	30.00	-28.21

PSD,



8.72. 802.11n HT40 ANTENNA - A MODE IN THE 5.8 GHz BAND

8.72.1. 6 dB BANDWIDTH

LIMITS

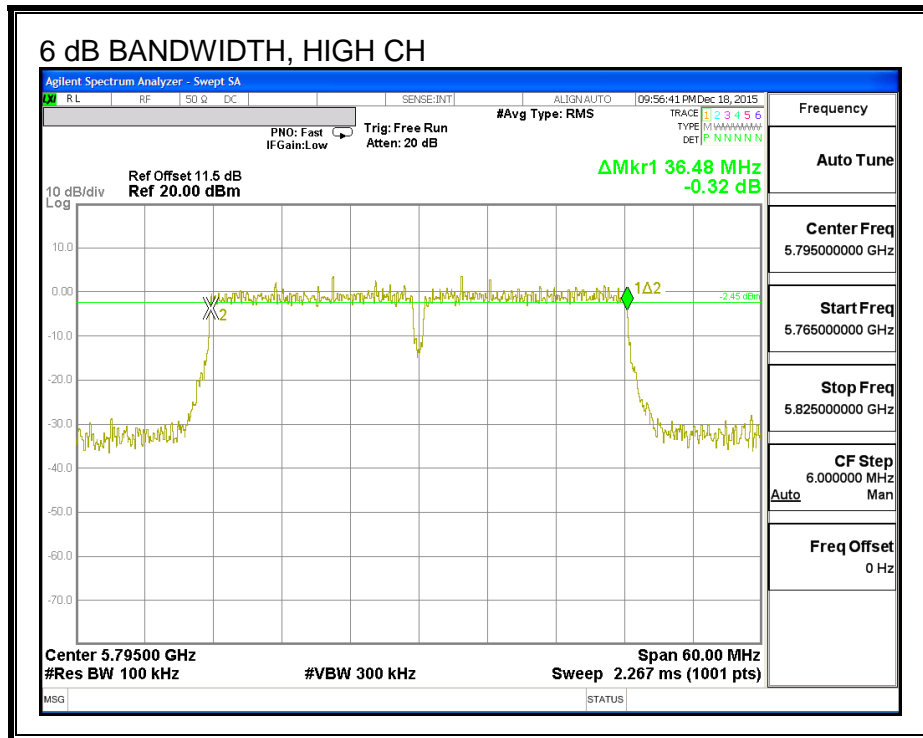
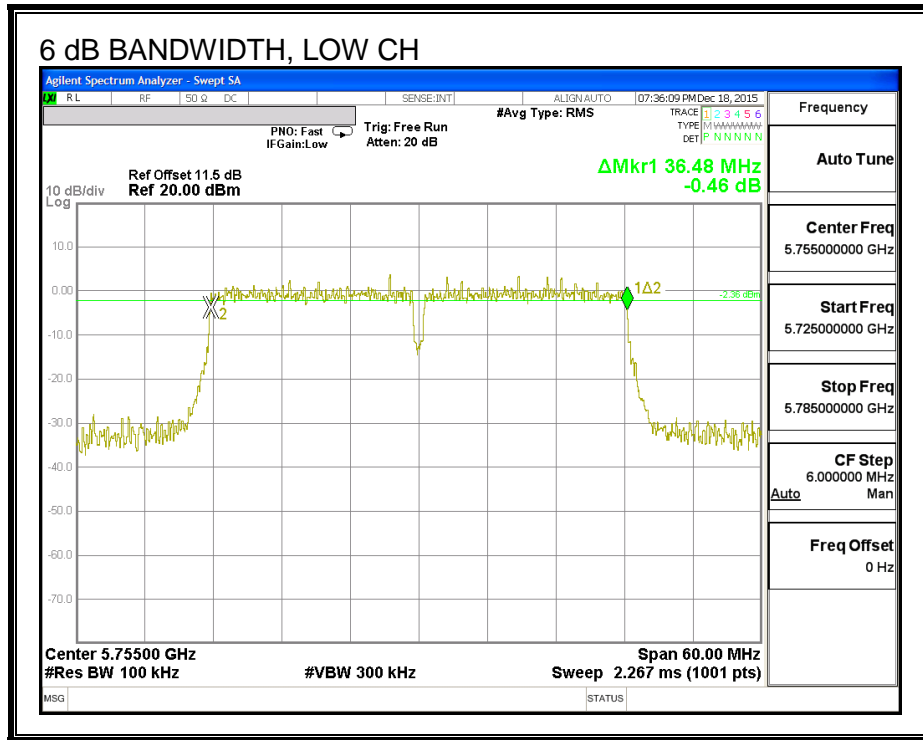
FCC §15.407 (e)

The minimum 6 dB bandwidth shall be at least 500 kHz.

RESULTS

Channel	Frequency (MHz)	6 dB Bandwidth (MHz)	Minimum Limit (MHz)
Low	5755	36.48	0.5
High	5795	36.48	0.5

6 dB BANDWIDTH



8.72.2. 26 dB BANDWIDTH

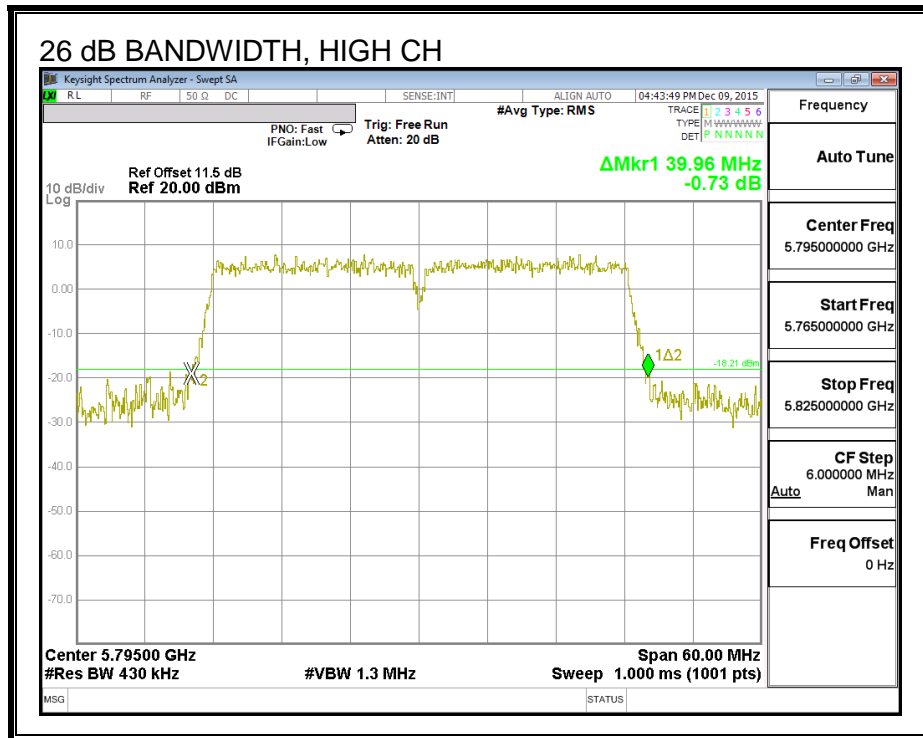
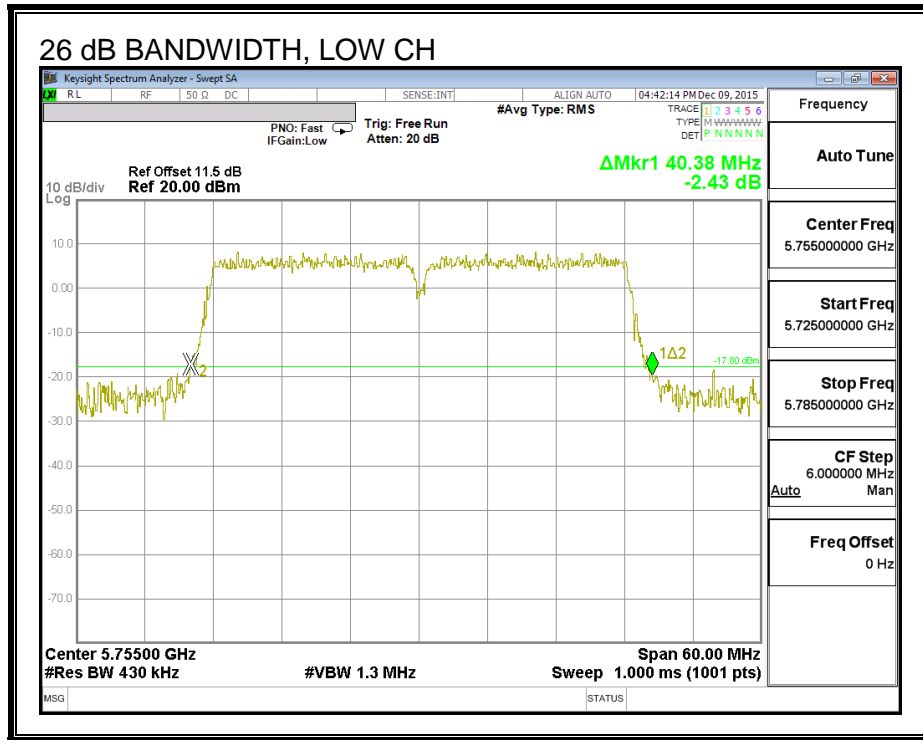
LIMITS

None, for reporting purposes only.

RESULTS

Channel	Frequency (MHz)	26 dB Bandwidth (MHz)
Low	5755	40.38
High	5795	39.96

26 dB BANDWIDTH



8.72.3. 99% BANDWIDTH

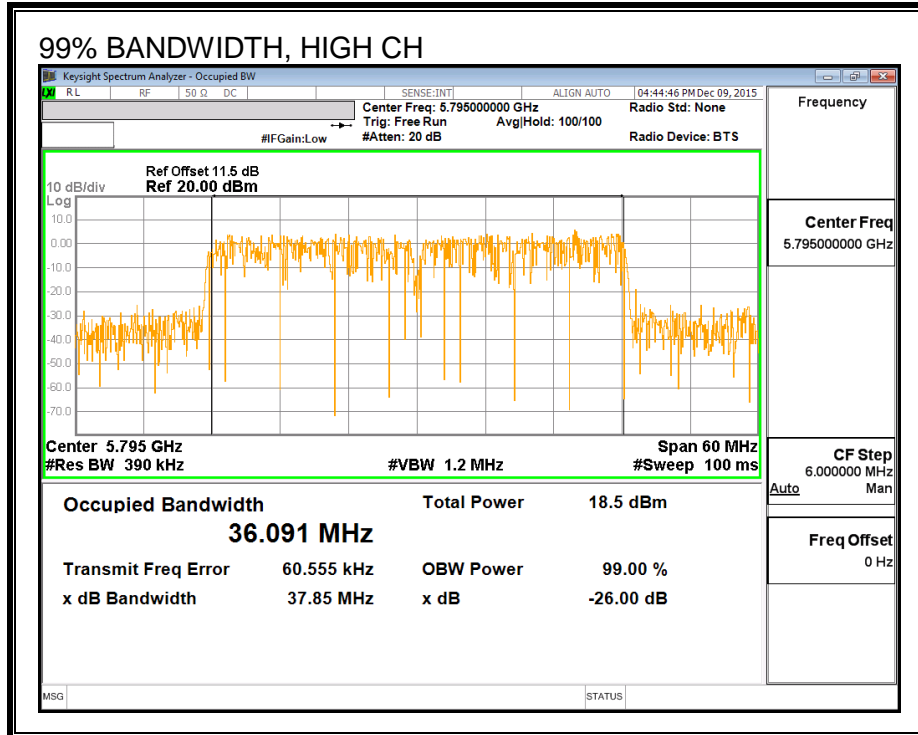
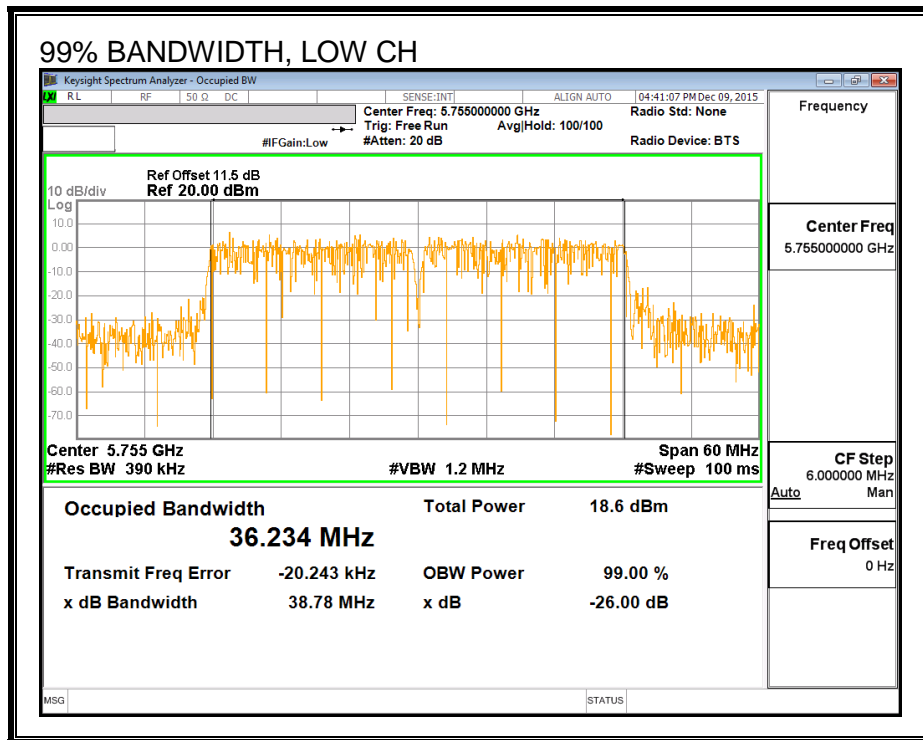
LIMITS

None; for reporting purposes only.

RESULTS

Channel	Frequency (MHz)	99% Bandwidth (MHz)
Low	5755	36.234
High	5795	36.091

99% BANDWIDTH



8.72.4. AVERAGE POWER

LIMITS

None; for reporting purposes only.

TEST PROCEDURE

Measurements perform using a wideband gated RF power meter.

RESULTS

Channel	Frequency (MHz)	Power (dBm)
Low	5755	12.93
High	5795	16.36

8.72.5. OUTPUT POWER

LIMITS

FCC §15.407 (a) (3)

For the band 5.725-5.85 GHz, the maximum conducted output power over the frequency band of operation shall not exceed 1 W. In addition, the maximum power spectral density shall not exceed 30 dBm in any 500-kHz band. If transmitting antennas of directional gain greater than 6 dBi are used, both the maximum conducted output power and the maximum power spectral density shall be reduced by the amount in dB that the directional gain of the antenna exceeds 6 dBi.

TEST PROCEDURE

Measurements perform using a wideband gated RF power meter provided that the gate parameters are adjusted such that the power is measured only when the EUT is transmitting at its maximum power control level. Since the measurement is made only during the ON time of the transmitter, no duty cycle correction factor is required.

DIRECTIONAL ANTENNA GAIN

There is only one transmitter output therefore the directional gain is equal to the antenna gain.

RESULTS

Antenna Gain and Limit

Channel	Frequency (MHz)	Directional Gain (dBi)	Power Limit (dBm)
Low	5755	4.16	30.00
High	5795	4.16	30.00

Output Power Results

Channel	Frequency (MHz)	Antenna A Meas Power (dBm)	Total Corr'd Power (dBm)	Power Limit (dBm)	Power Margin (dB)
Low	5755	12.93	12.93	30.00	-17.07
High	5795	16.36	16.36	30.00	-13.64

8.72.6. PSD

LIMITS

FCC §15.407 (a) (3)

For the band 5.725-5.85 GHz, the maximum conducted output power over the frequency band of operation shall not exceed 1 W. In addition, the maximum power spectral density shall not exceed 30 dBm in any 500-kHz band. If transmitting antennas of directional gain greater than 6 dBi are used, both the maximum conducted output power and the maximum power spectral density shall be reduced by the amount in dB that the directional gain of the antenna exceeds 6 dBi.

DIRECTIONAL ANTENNA GAIN

There is only one transmitter output therefore the directional gain is equal to the antenna gain.

RESULTS

Antenna Gain and Limits

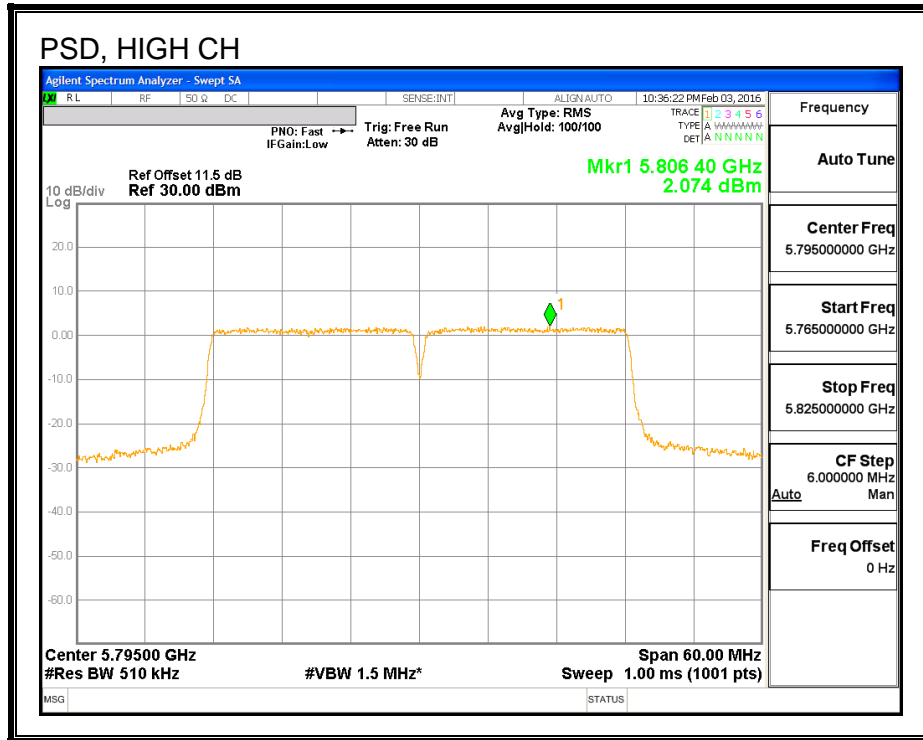
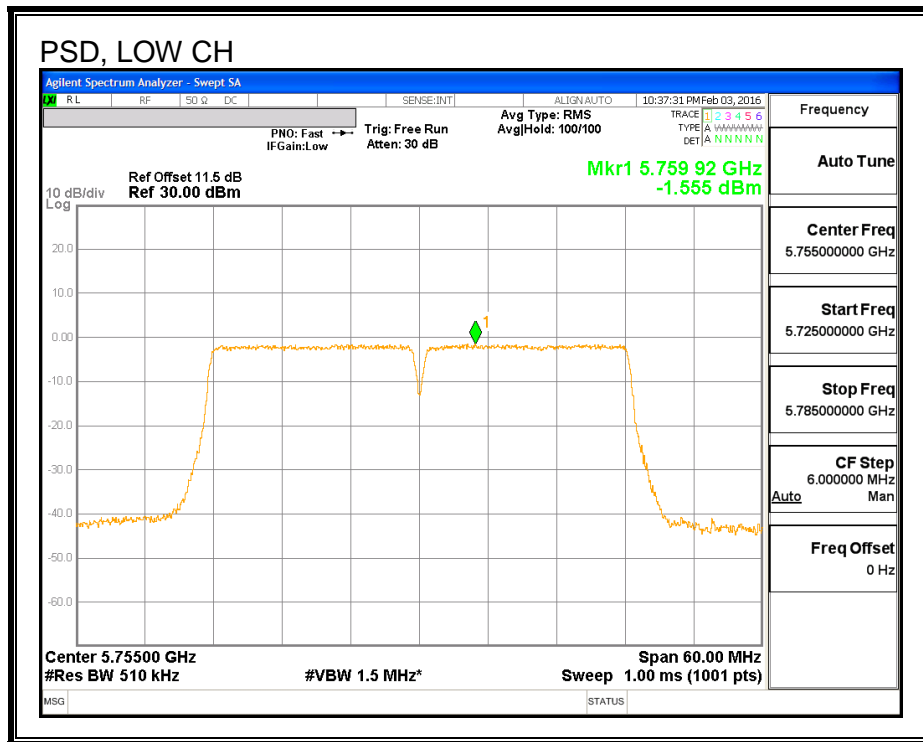
Channel	Frequency (MHz)	Directional Gain (dBi)	PSD Limit (dBm)
Low	5755	4.16	30.00
High	5795	4.16	30.00

Duty Cycle CF (dB)	0.00	Included in Calculations of Corr'd PSD
---------------------------	------	---

PSD Results

Channel	Frequency (MHz)	Antenna A Meas PSD (dBm)	Total Corr'd PSD (dBm)	PSD Limit (dBm)	PSD Margin (dB)
Low	5755	-1.56	-1.555	30.00	-31.56
High	5795	2.07	2.074	30.00	-27.93

PSD,



8.73. 802.11n HT40 2Tx CDD MODE IN THE 5.8 GHz BAND

8.73.1. 6 dB BANDWIDTH

LIMITS

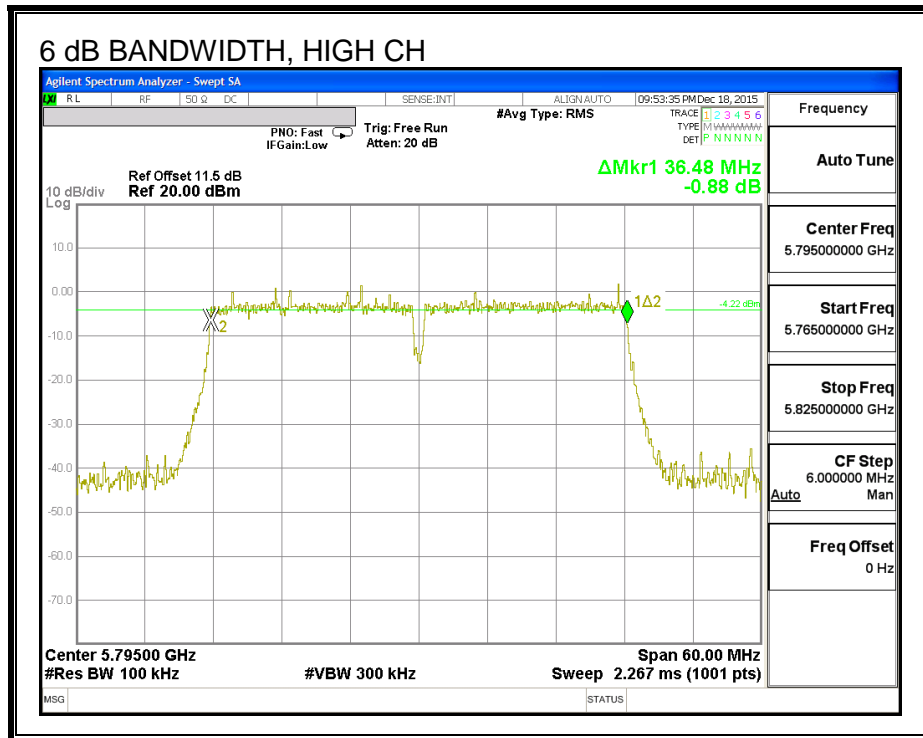
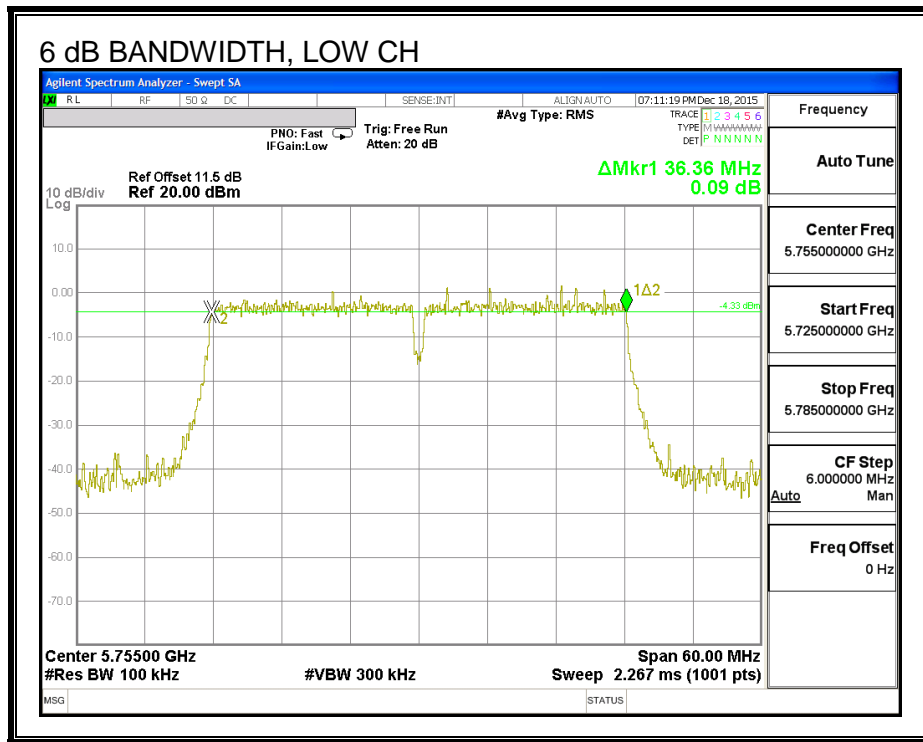
FCC §15.407 (e)

The minimum 6 dB bandwidth shall be at least 500 kHz.

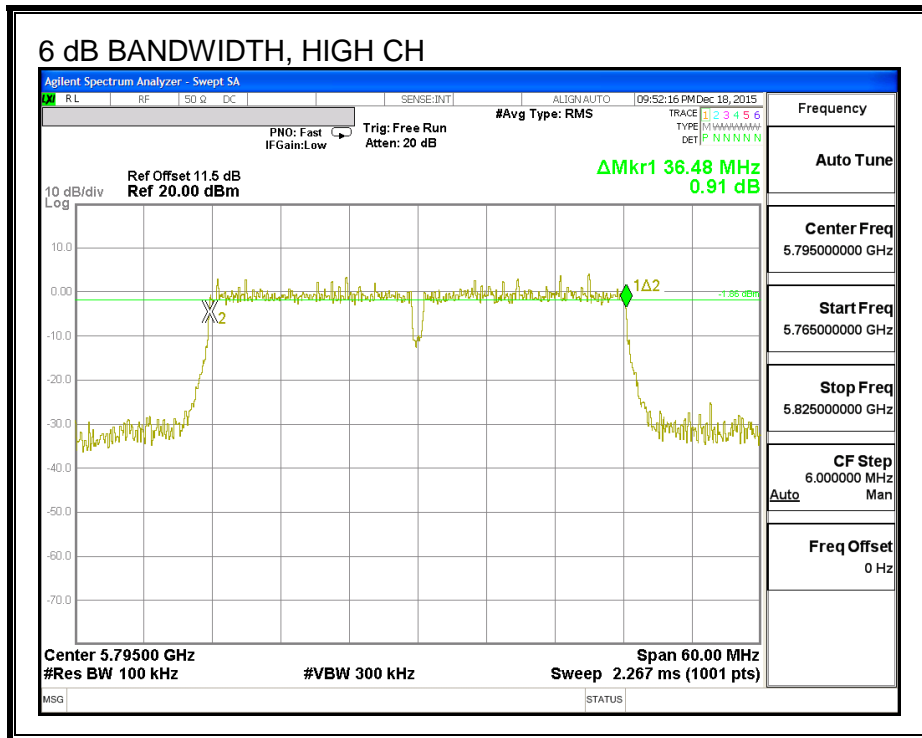
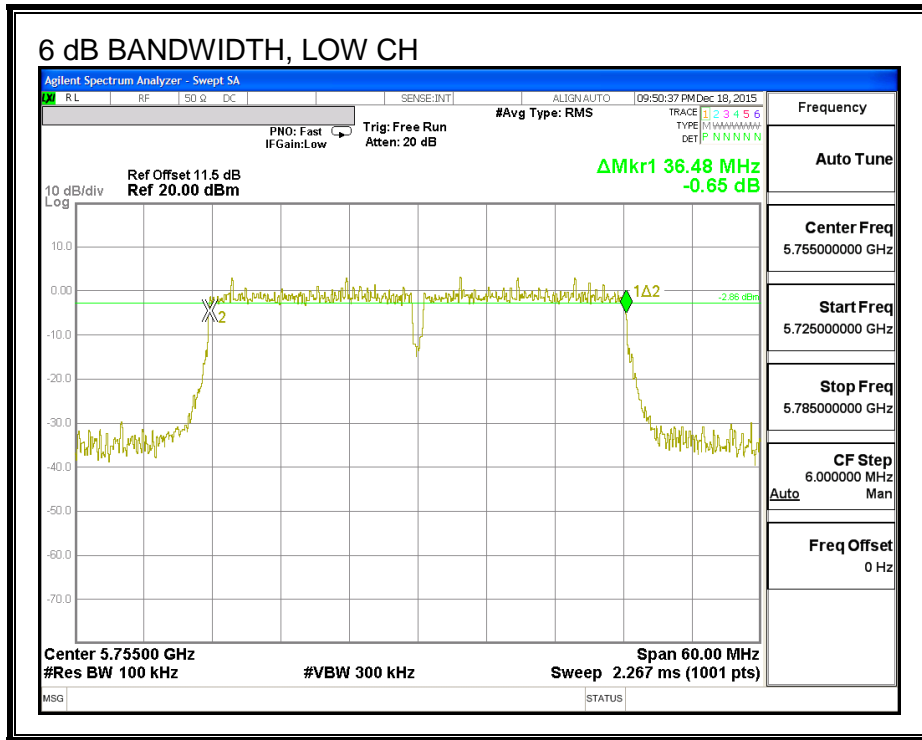
RESULTS

Channel	Frequency (MHz)	6 dB BW Antenna B (MHz)	6 dB BW Antenna A (MHz)	Minimum Limit (MHz)
Low	5755	36.36	36.48	0.5
High	5795	36.48	36.48	0.5

6 dB BANDWIDTH, ANTENNA - B



6 dB BANDWIDTH, ANTENNA - A



8.73.2. 26 dB BANDWIDTH

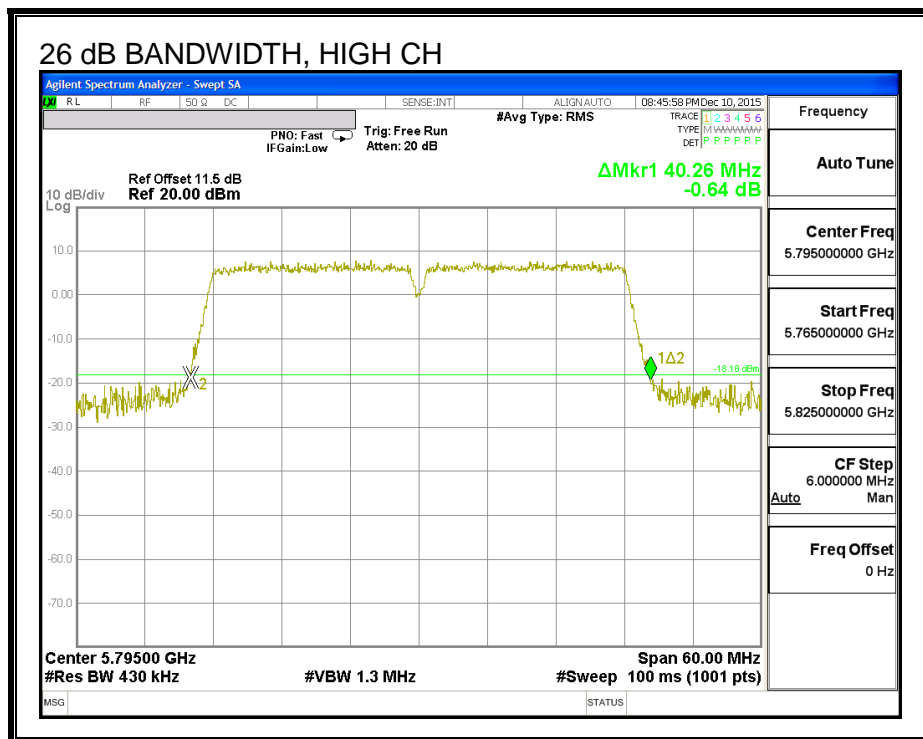
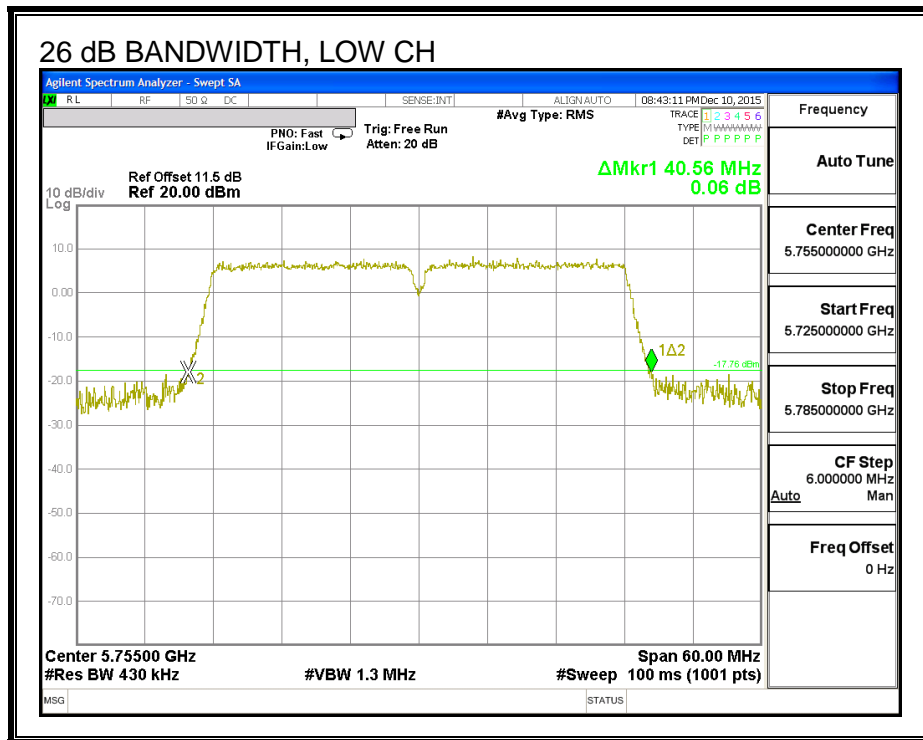
LIMITS

None, for reporting purposes only.

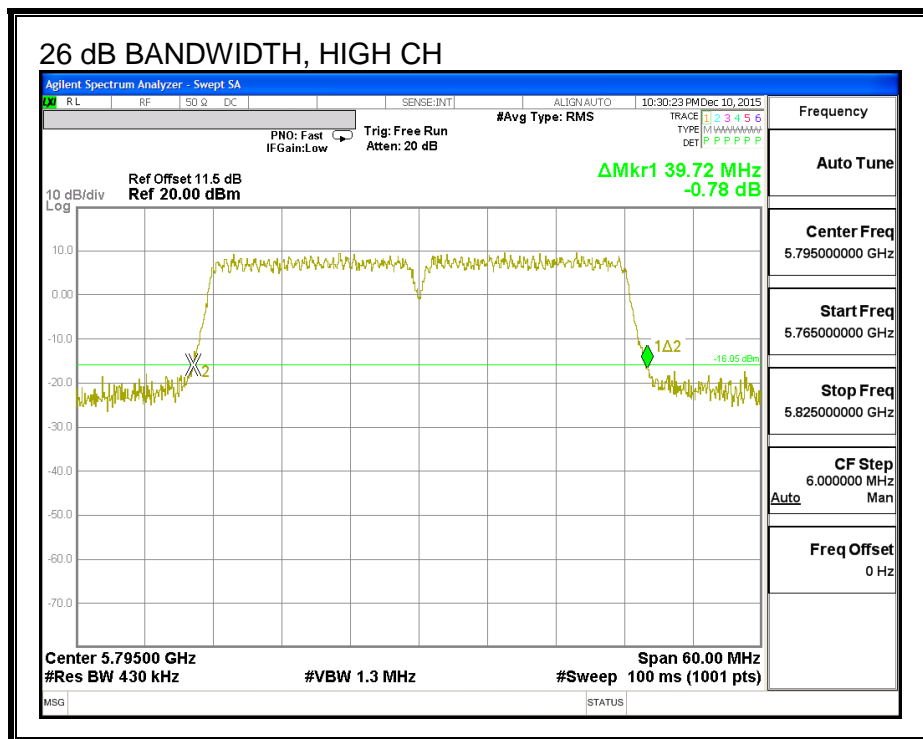
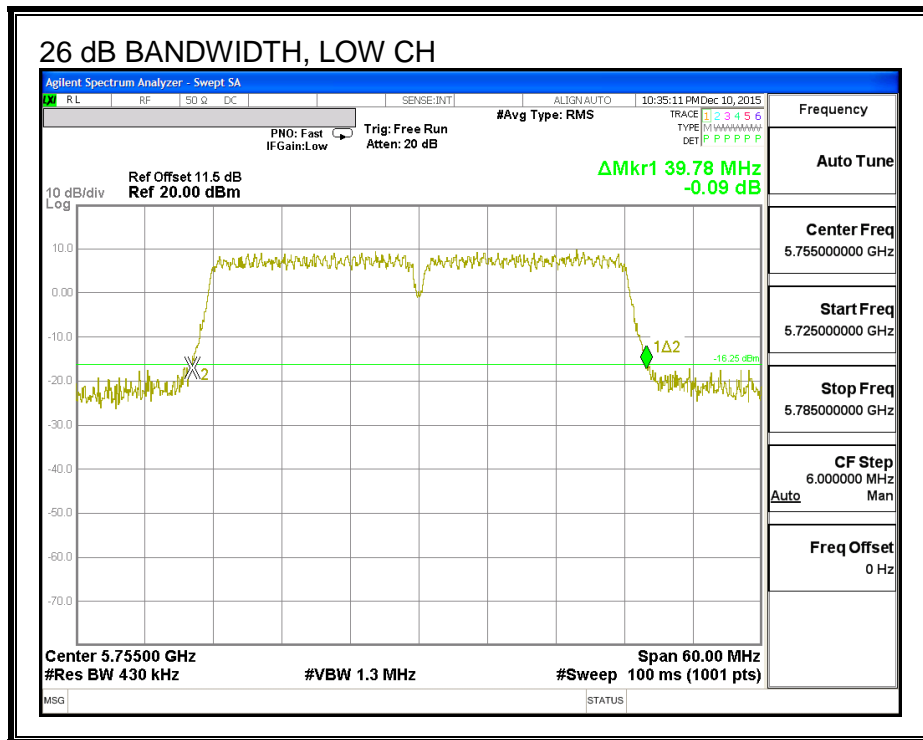
RESULTS

Channel	Frequency (MHz)	26 dB BW Antenna B (MHz)	26 dB BW Antenna A (MHz)
Low	5755	40.56	39.78
High	5795	40.26	39.72

26 dB BANDWIDTH, ANTENNA - B



26 dB BANDWIDTH, ANTENNA - A



8.73.3. 99% BANDWIDTH

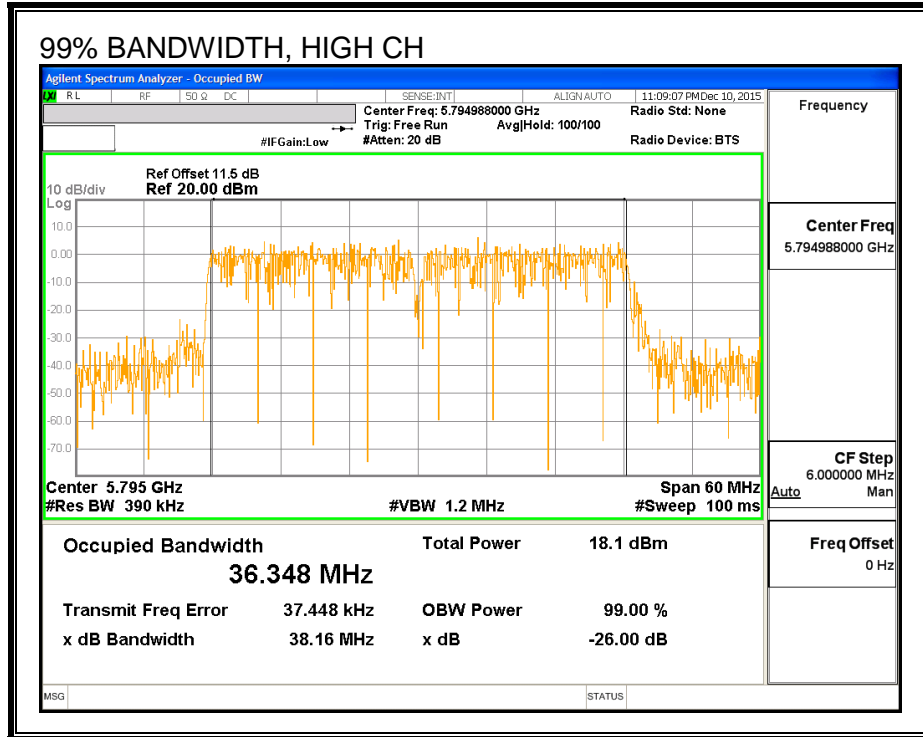
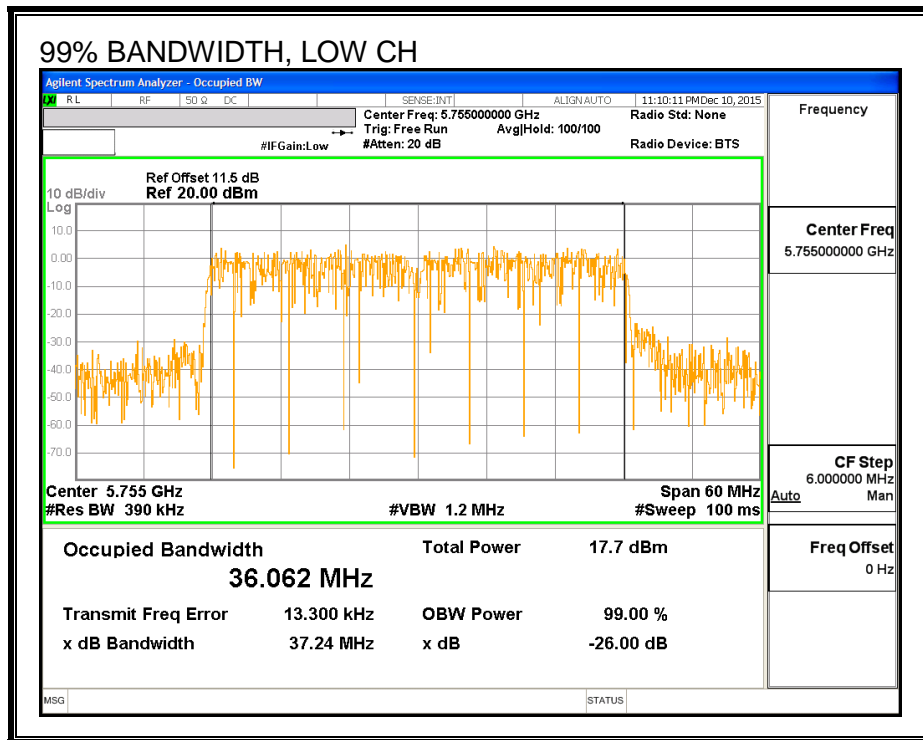
LIMITS

None; for reporting purposes only.

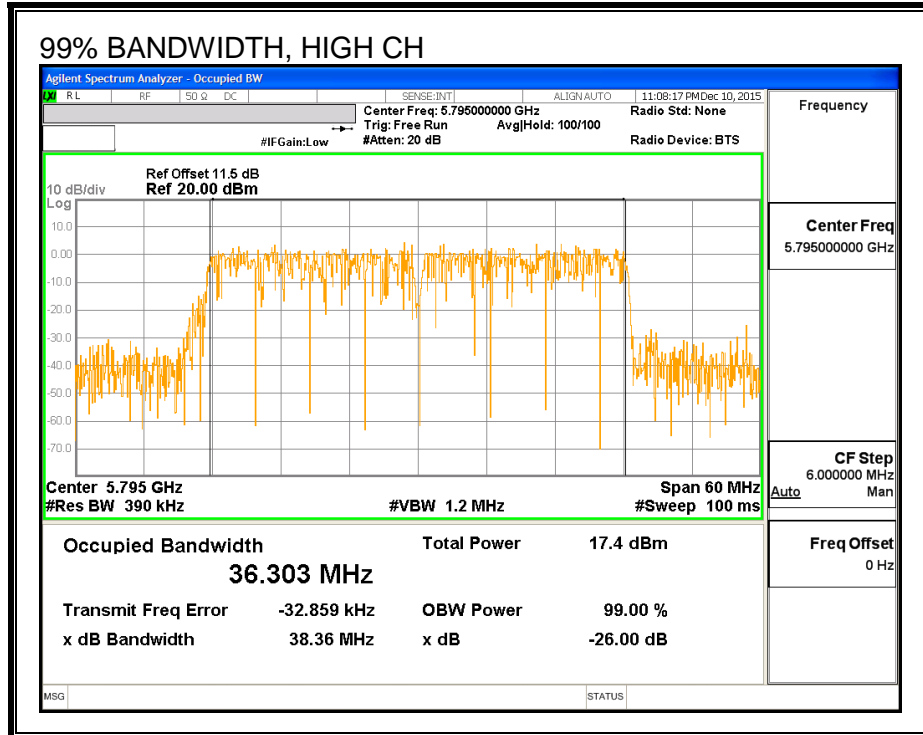
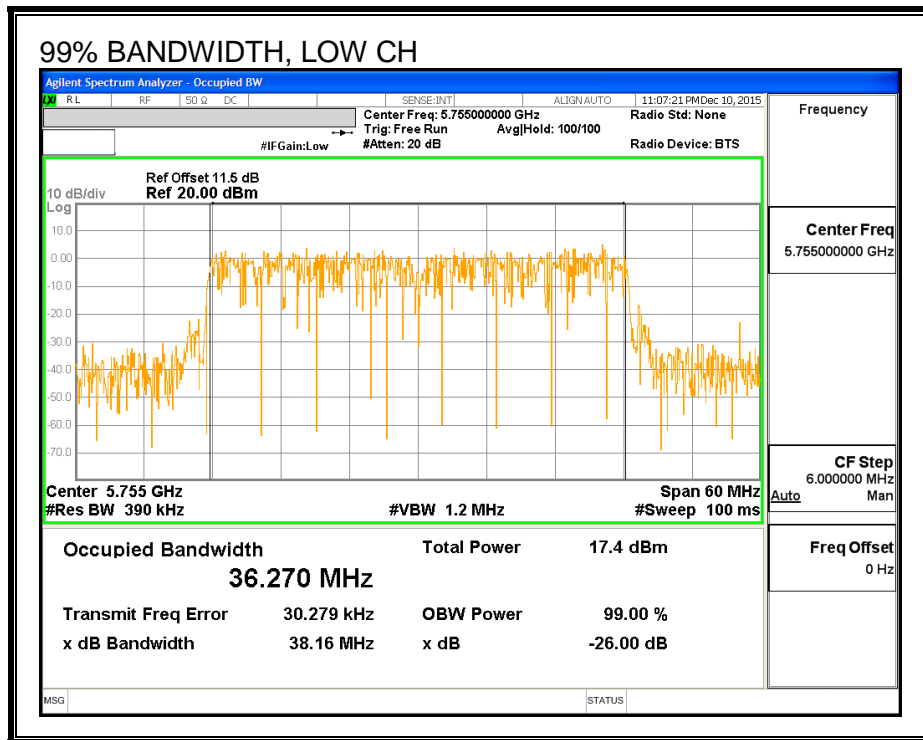
RESULTS

Channel	Frequency (MHz)	99% BW Antenna B (MHz)	99% BW Antenna A (MHz)
Low	5755	36.062	36.270
High	5795	36.348	36.303

99% BANDWIDTH, ANTENNA - B



99% BANDWIDTH, ANTENNA - A



8.73.4. AVERAGE POWER

LIMITS

None; for reporting purposes only.

TEST PROCEDURE

Measurements perform using a wideband gated RF power meter.

RESULTS

Channel	Frequency (MHz)	Antenna B Power (dBm)	Antenna A Power (dBm)	Total Power (dBm)
Low	5755	11.93	11.94	14.95
High	5795	15.37	15.42	18.41

8.73.5. OUTPUT POWER

LIMITS

FCC §15.407 (a) (3)

For the band 5.725-5.85 GHz, the maximum conducted output power over the frequency band of operation shall not exceed 1 W. In addition, the maximum power spectral density shall not exceed 30 dBm in any 500-kHz band. If transmitting antennas of directional gain greater than 6 dBi are used, both the maximum conducted output power and the maximum power spectral density shall be reduced by the amount in dB that the directional gain of the antenna exceeds 6 dBi.

TEST PROCEDURE

Measurements perform using a wideband gated RF power meter provided that the gate parameters are adjusted such that the power is measured only when the EUT is transmitting at its maximum power control level. Since the measurement is made only during the ON time of the transmitter, no duty cycle correction factor is required.

DIRECTIONAL ANTENNA GAIN

The TX chains are uncorrelated and the antenna gain is unequal among the chains. The directional gain is:

Antenna B	Antenna A	Uncorrelated Chains
Gain	Gain	Directional
(dBi)	(dBi)	Gain
		(dBi)
2.42	4.16	3.38

RESULTS

Antenna Gain and Limit

Channel	Frequency (MHz)	Directional Gain (dBi)	Power Limit (dBm)
Low	5755	3.38	30.00
High	5795	3.38	30.00

Output Power Results

Channel	Frequency (MHz)	Antenna B Meas Power (dBm)	Antenna A Meas Power (dBm)	Total Corr'd Power (dBm)	Power Limit (dBm)	Power Margin (dB)
Low	5755	11.93	11.94	14.95	30.00	-15.05
High	5795	15.37	15.42	18.41	30.00	-11.59

8.73.6. PSD

LIMITS

FCC §15.407 (a) (3)

For the band 5.725-5.85 GHz, the maximum conducted output power over the frequency band of operation shall not exceed 1 W. In addition, the maximum power spectral density shall not exceed 30 dBm in any 500-kHz band. If transmitting antennas of directional gain greater than 6 dBi are used, both the maximum conducted output power and the maximum power spectral density shall be reduced by the amount in dB that the directional gain of the antenna exceeds 6 dBi.

DIRECTIONAL ANTENNA GAIN

The TX chains are correlated and the antenna gain is unequal among the chains. The directional gain is:

Antenna B	Antenna A	Correlated Chains
Gain (dBi)	Gain (dBi)	Directional Gain (dBi)
2.42	4.16	6.34

RESULTS

Antenna Gain and Limit

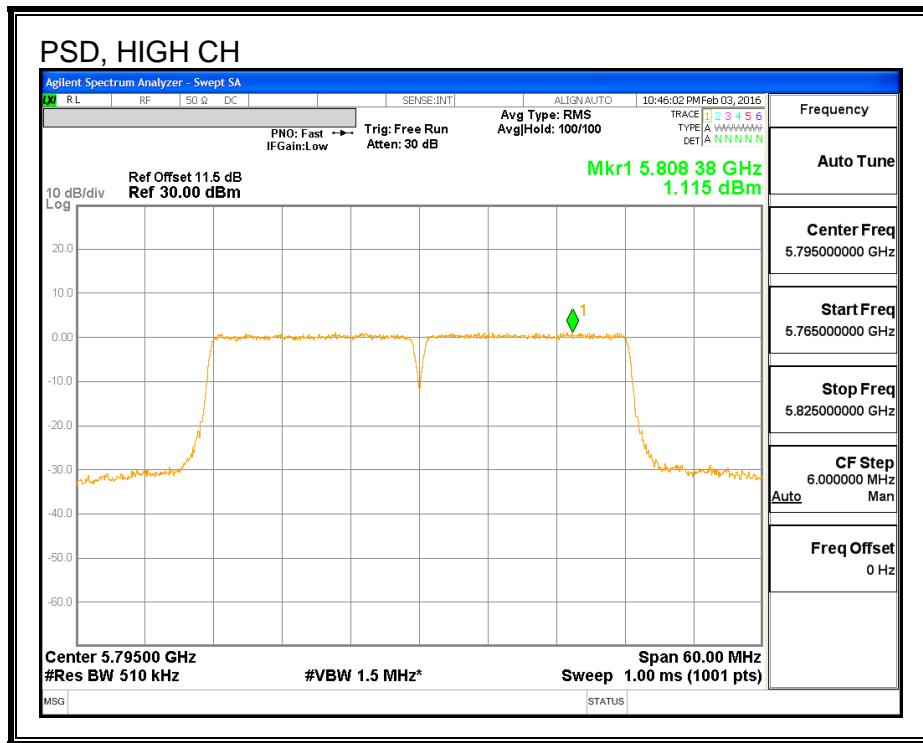
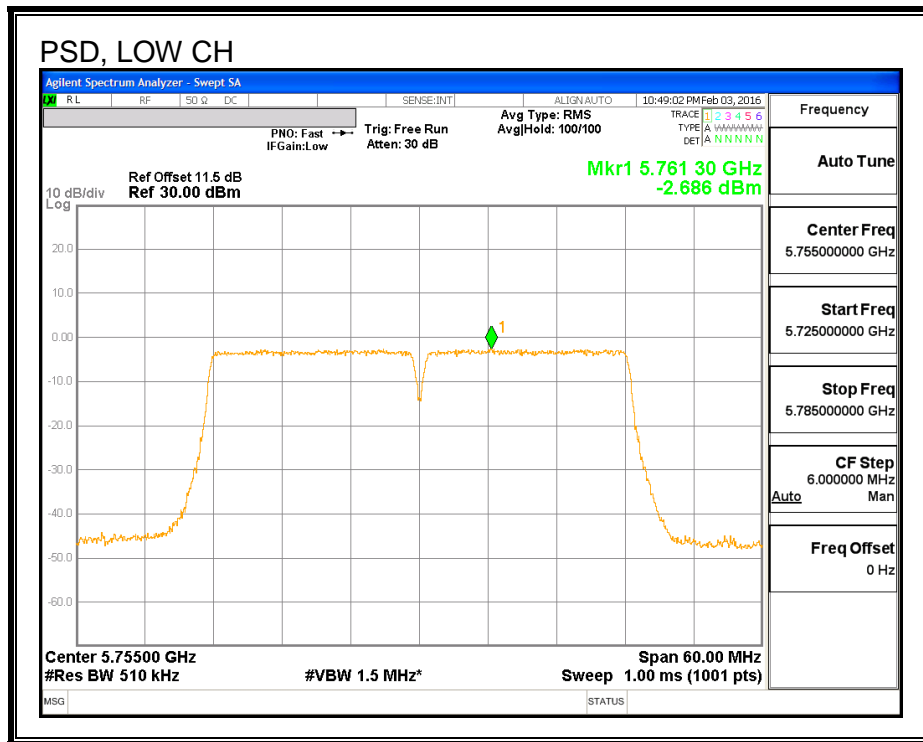
Channel	Frequency (MHz)	Directional Gain (dBi)	PSD Limit (dBm)
Low	5755	6.34	29.66
High	5795	6.34	29.66

Duty Cycle CF (dB)	0.00	Included in Calculations of Corr'd PSD
---------------------------	------	---

PSD Results

Channel	Frequency (MHz)	Antenna B Meas PSD (dBm)	Antenna A Meas PSD (dBm)	Total Corr'd PSD (dBm)	PSD Limit (dBm)	PSD Margin (dB)
Low	5755	-2.69	-2.47	0.44	29.66	-29.22
High	5795	1.12	1.03	4.08	29.66	-25.58

PSD, ANTENNA - B



PSD, ANTENNA - A

