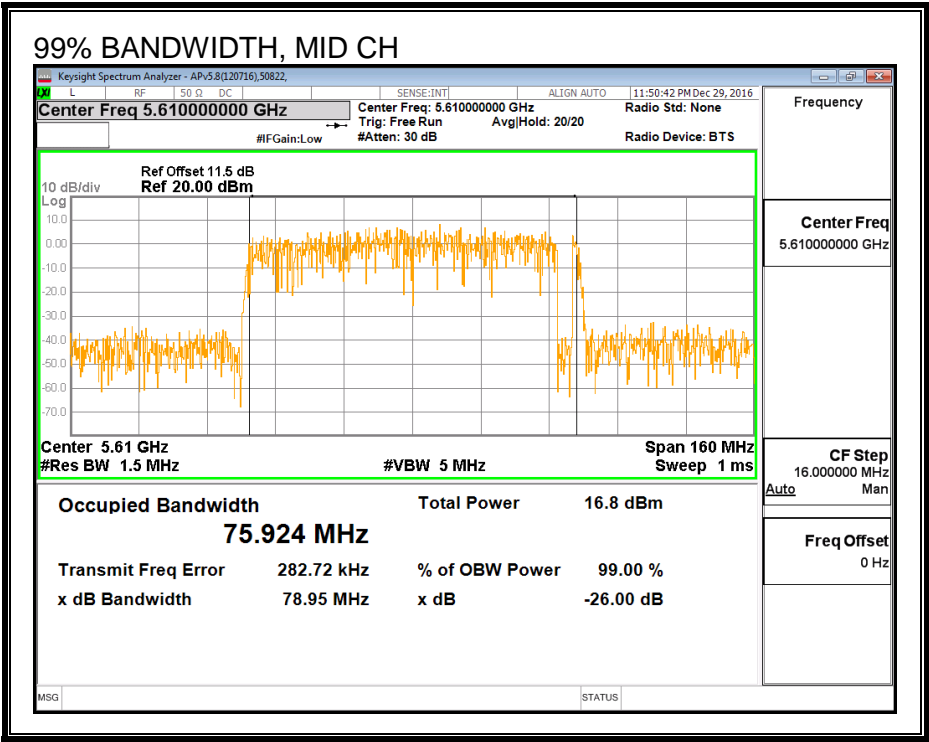
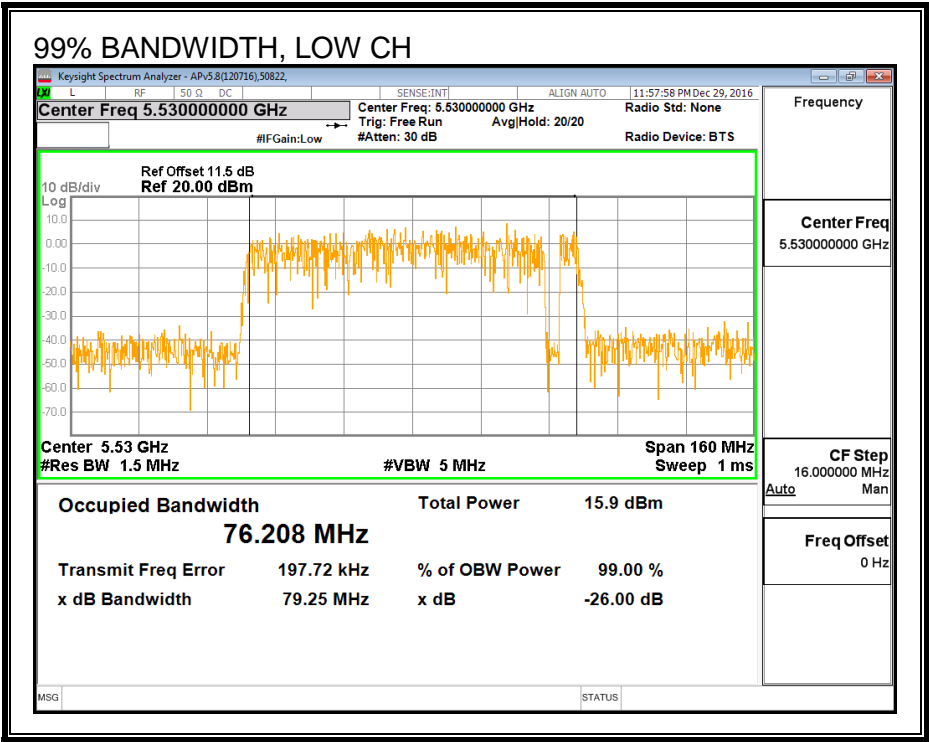
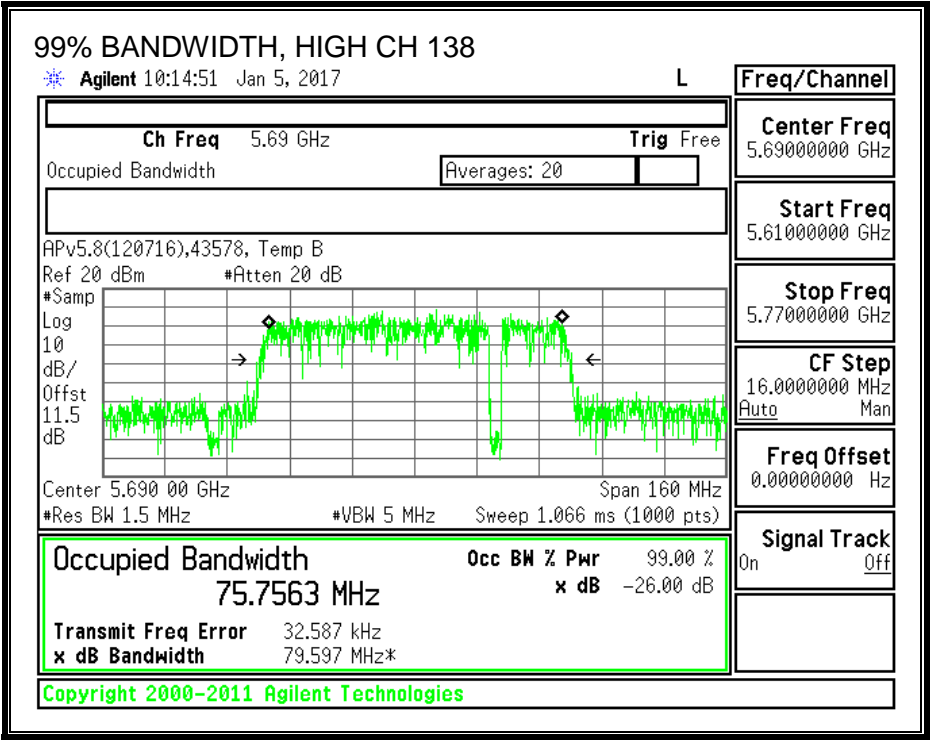
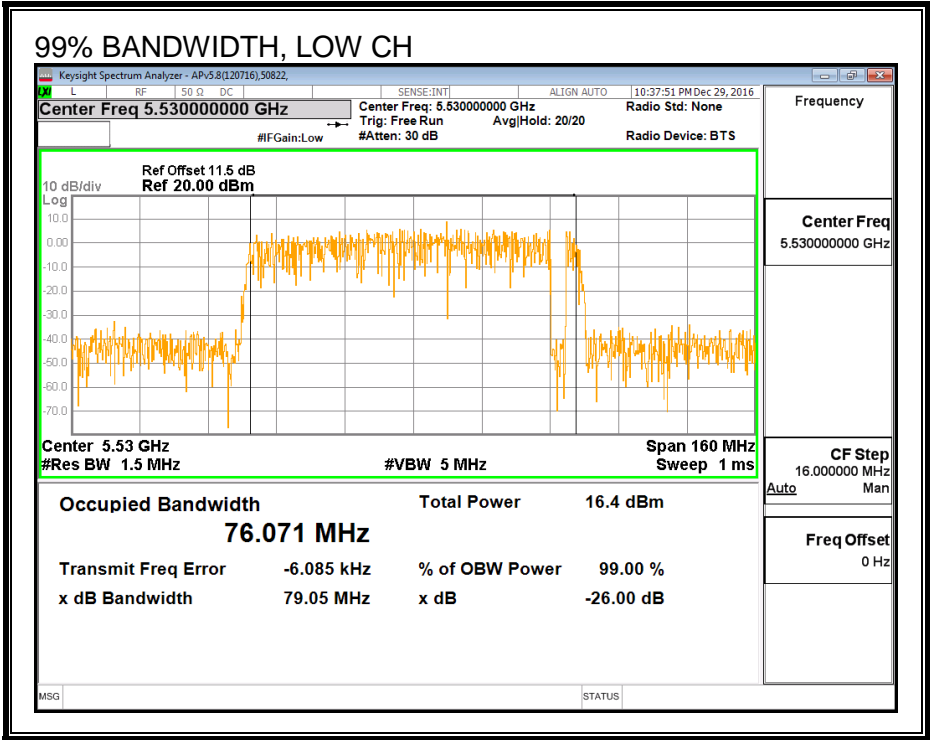


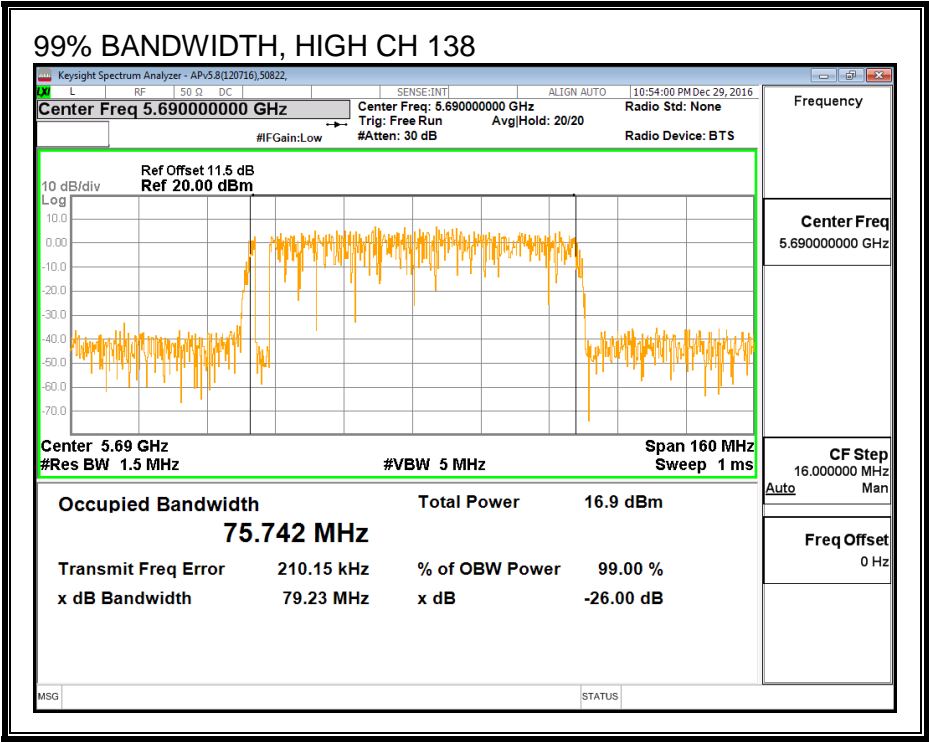
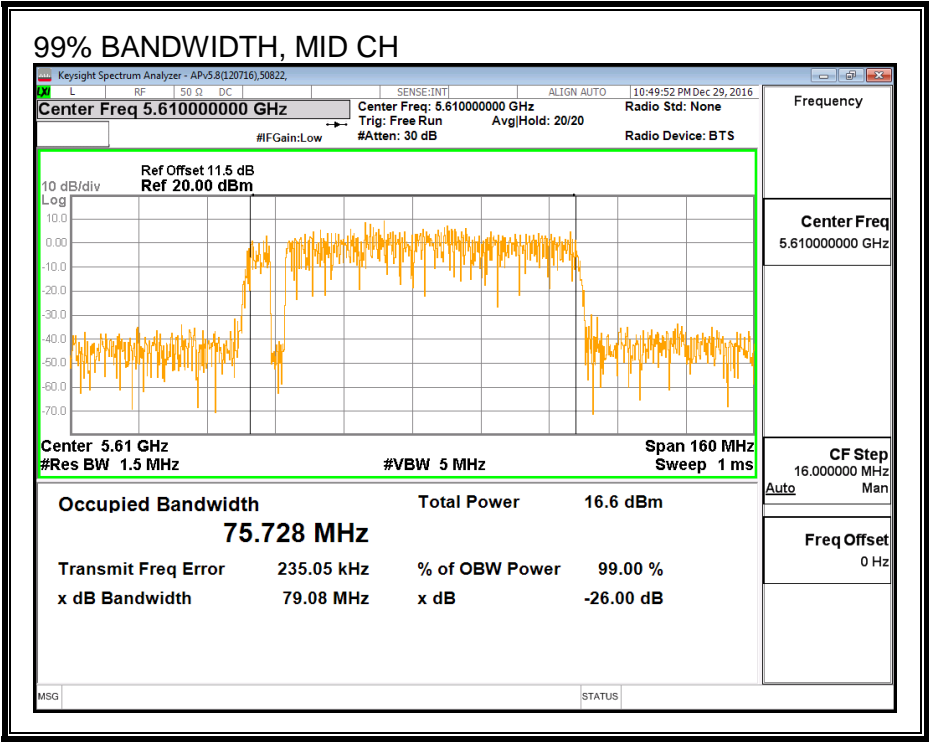
99% BANDWIDTH, ANTENNA A





99% BANDWIDTH, ANTENNA B





8.39.3. AVERAGE POWER

LIMITS

None; for reporting purposes only.

TEST PROCEDURE

Measurements perform using a wideband gated RF power meter.

RESULTS

ID:	45256	Date:	1/31/17
------------	-------	--------------	---------

Channel	Frequency (MHz)	Antenna A Power (dBm)	Antenna B Power (dBm)	Total Power (dBm)
Low	5530	11.44	11.47	14.47
Mid	5610	14.93	14.98	17.97
High	5690	14.97	14.98	17.99

8.39.4. OUTPUT POWER AND PSD

LIMITS

FCC §15.407 (a) (2)

For the band 5.47–5.725 GHz, the maximum conducted output power over the frequency band of operation shall not exceed the lesser of 250 mW or $11 \text{ dBm} + 10 \log B$, where B is the 26-dB emission bandwidth in MHz. In addition, the maximum power spectral density shall not exceed 11 dBm in any 1-MHz band. If transmitting antennas of directional gain greater than 6 dBi are used, both the maximum conducted output power and the peak power spectral density shall be reduced by the amount in dB that the directional gain of the antenna exceeds 6 dBi.

TEST PROCEDURE

Measurements perform using a wideband gated RF power meter provided that the gate parameters are adjusted such that the power is measured only when the EUT is transmitting at its maximum power control level. Since the measurement is made only during the ON time of the transmitter, no duty cycle correction factor is required.

Straddle channel power is measured using PXA spectrum analyzer, duty cycle correction factor is required.

DIRECTIONAL ANTENNA GAIN

The TX chains are uncorrelated and the antenna gain is unequal among the chains. The directional gain is:

Antenna A	Antenna B	Uncorrelated Chains
Gain (dBi)	Gain (dBi)	Directional Gain (dBi)
5.41	5.17	5.29

The TX chains are correlated and the antenna gain is unequal among the chains. The directional gain is:

Antenna A	Antenna B	Correlated Chains
Gain (dBi)	Gain (dBi)	Directional Gain (dBi)
5.41	5.17	8.30

RESULTS

ID:	39919	Date:	2/14/17
------------	-------	--------------	---------

Bandwidth, Antenna Gain and Limits

Channel	Frequency (MHz)	Min 26 dB BW (MHz)	Min 99% BW (MHz)	Directional Gain for Power (dBi)	Directional Gain for PSD (dBi)	Power Limit (dBm)	PSD Limit (dBm)
Low	5530	82.56	76.071	5.29	8.30	24.00	8.70
High	5610	82.56	75.728	5.29	8.30	24.00	8.70

Duty Cycle CF (dB)	0.21	Included in Calculations of Corr'd PSD
---------------------------	------	---

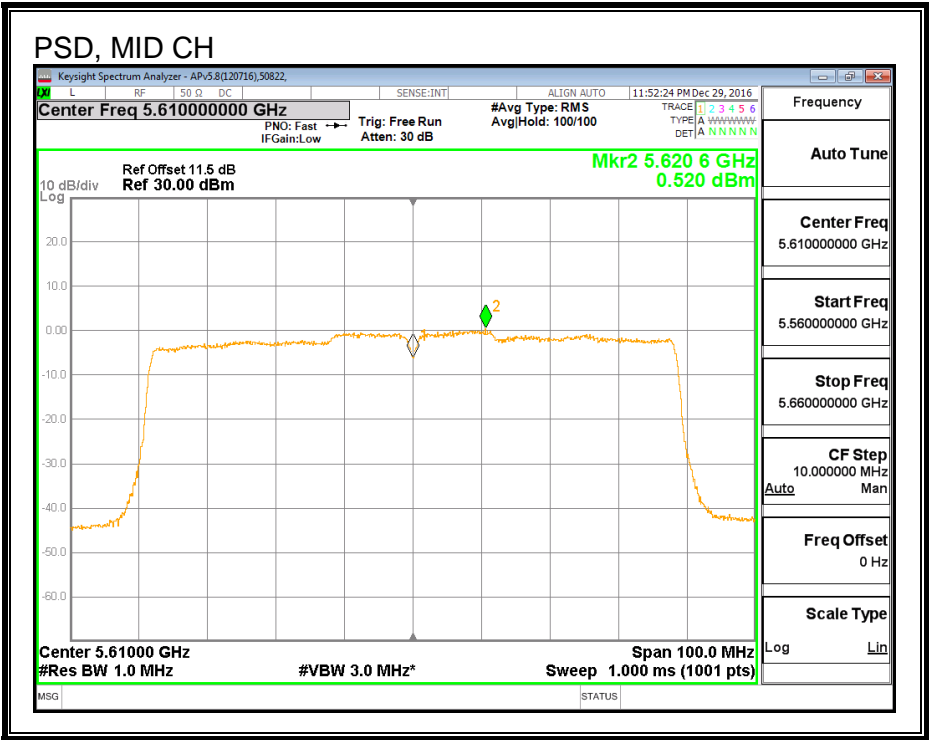
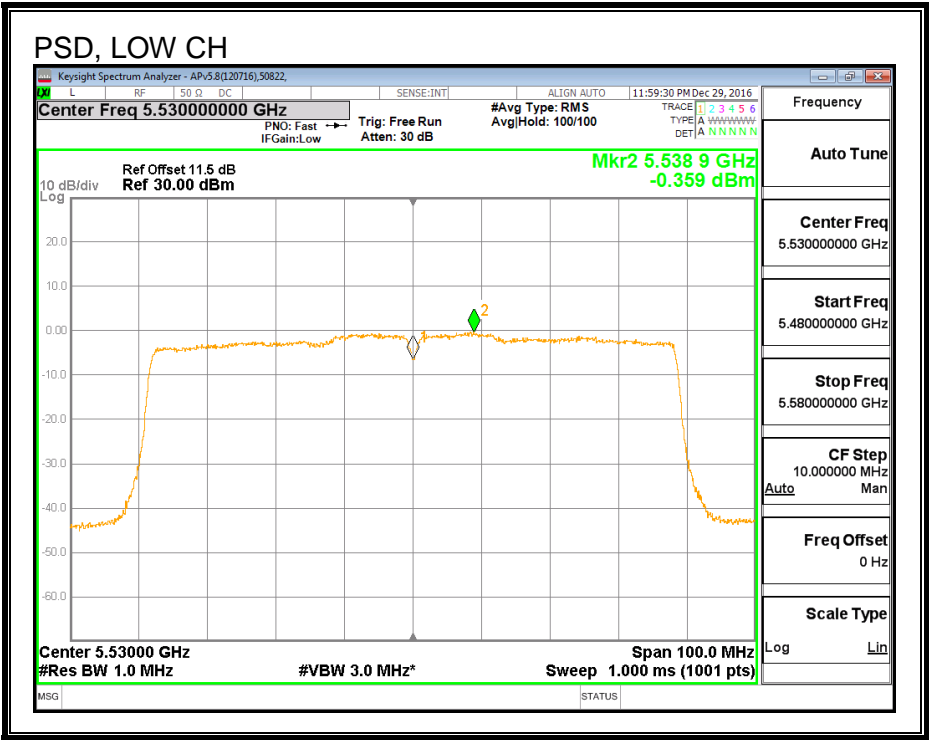
Output Power Results

Channel	Frequency (MHz)	Antenna A Meas Power (dBm)	Antenna B Meas Power (dBm)	Total Corr'd Power (dBm)	Power Limit (dBm)	Power Margin (dB)
Low	5530	11.44	11.47	14.47	24.00	-9.53
High	5610	14.93	14.98	17.97	24.00	-6.03

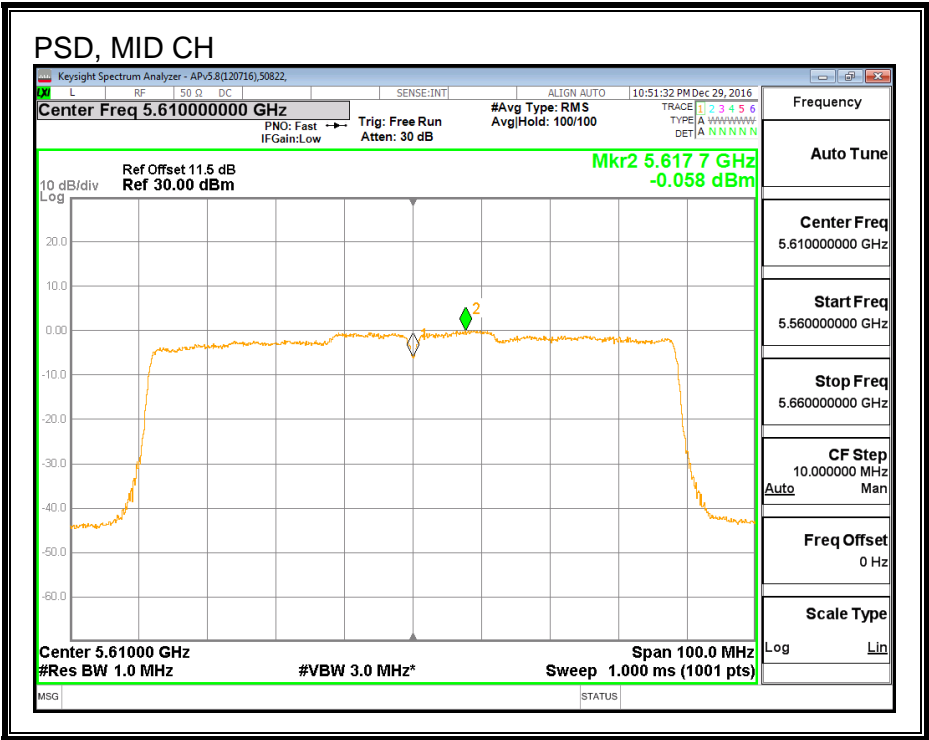
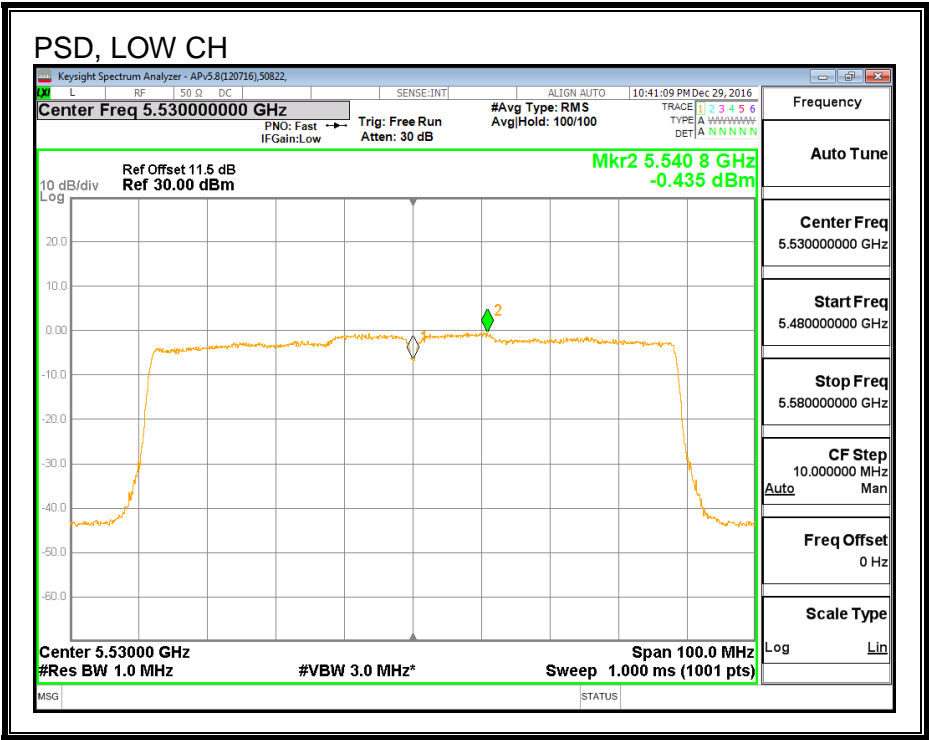
PSD Results

Channel	Frequency (MHz)	Antenna A Meas PSD (dBm)	Antenna B Meas PSD (dBm)	Total Corr'd PSD (dBm)	PSD Limit (dBm)	PSD Margin (dB)
Low	5530	-0.36	-0.44	2.82	8.70	-5.88
High	5610	0.52	-0.06	3.46	8.70	-5.24

PSD, ANTENNA A



PSD, ANTENNA B



8.40. 802.11ac VHT80 2Tx (ANTENNA A + ANTENNA B) CDD STRADDLE CHANNEL 138 RESULTS

8.40.1. OUTPUT POWER AND PSD

UNII-2C BAND

Bandwidth, Antenna Gain, and Limits

Channel	Frequency (MHz)	Min 26 dB BW (MHz)	Directional Gain for Power (dBi)	Directional Gain for PSD (dBi)	Power Limit (dBm)	PSD Limit (dBm)
138	5690	76.60	5.29	8.30	24.00	8.70

Duty Cycle CF (dB)	0.21	Included in Calculations of Corr'd Power & PSD
--------------------	------	--

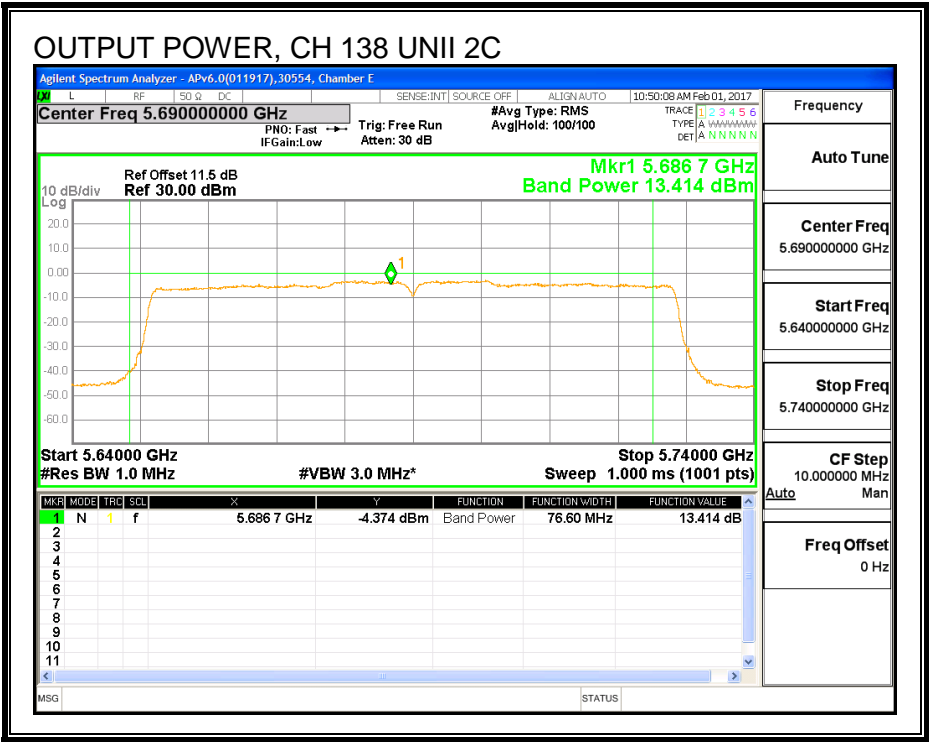
Output Power Results

Channel	Frequency (MHz)	Antenna A Meas Power (dBm)	Antenna B Meas Power (dBm)	Total Corr'd Power (dBm)	Power Limit (dBm)	Power Margin (dB)
138	5690	13.41	13.40	16.63	24.00	-7.37

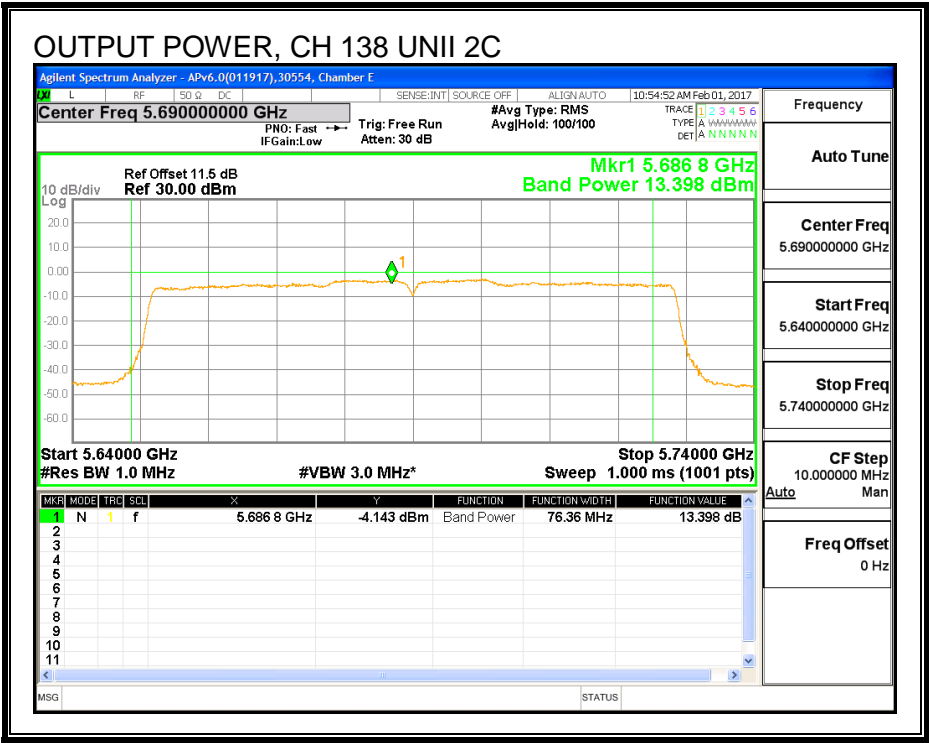
PSD Results

Channel	Frequency (MHz)	Antenna A Meas PSD (dBm)	Antenna B Meas PSD (dBm)	Total Corr'd PSD (dBm)	PSD Limit (dBm)	PSD Margin (dB)
138	5690	-2.93	-2.77	0.37	8.70	-8.33

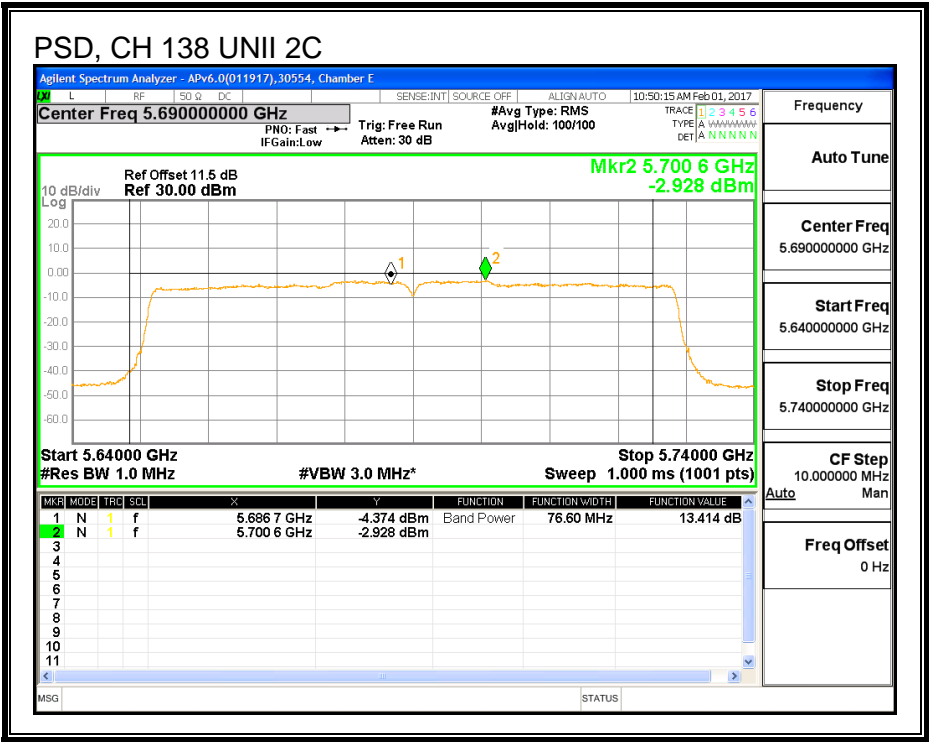
OUTPUT POWER, ANTENNA A



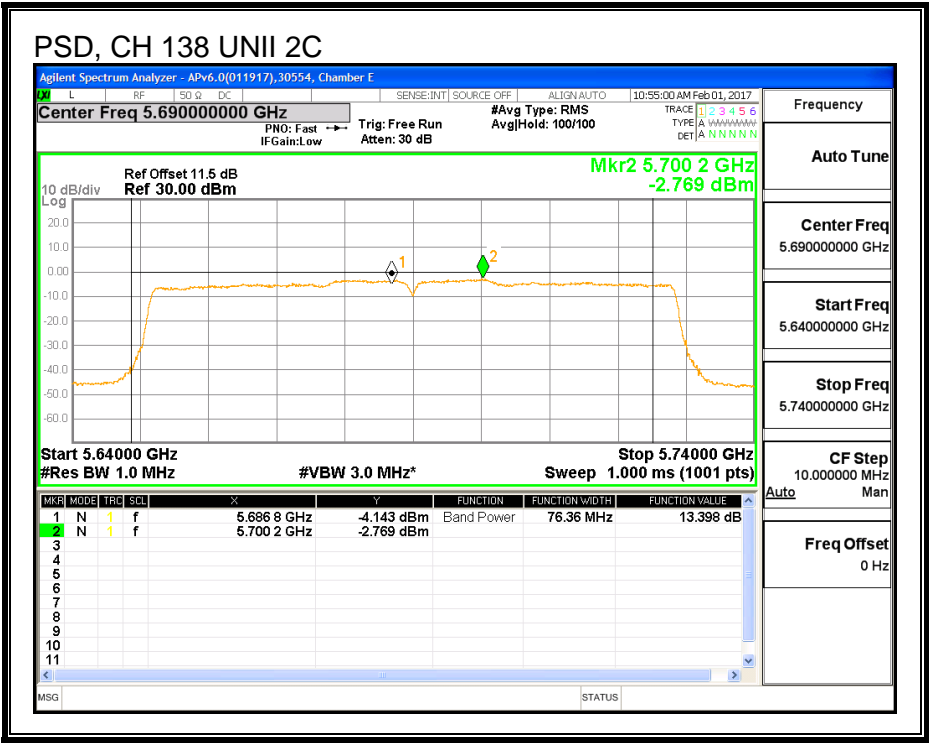
OUTPUT POWER, ANTENNA B



PSD, ANTENNA A



PSD, ANTENNA B



UNII-3 BAND

Antenna Gain and Limit

Channel	Frequency (MHz)	Min 26 dB BW (MHz)	Directional Gain (dBi)	Directional Gain (dBi)	Power Limit (dBm)	PSD Limit (dBm)
138	5690	6.60	4.26	7.27	30.00	28.73

Duty Cycle CF (dB)	0.21	Included in Calculations of Corr'd Power & PSD
--------------------	------	--

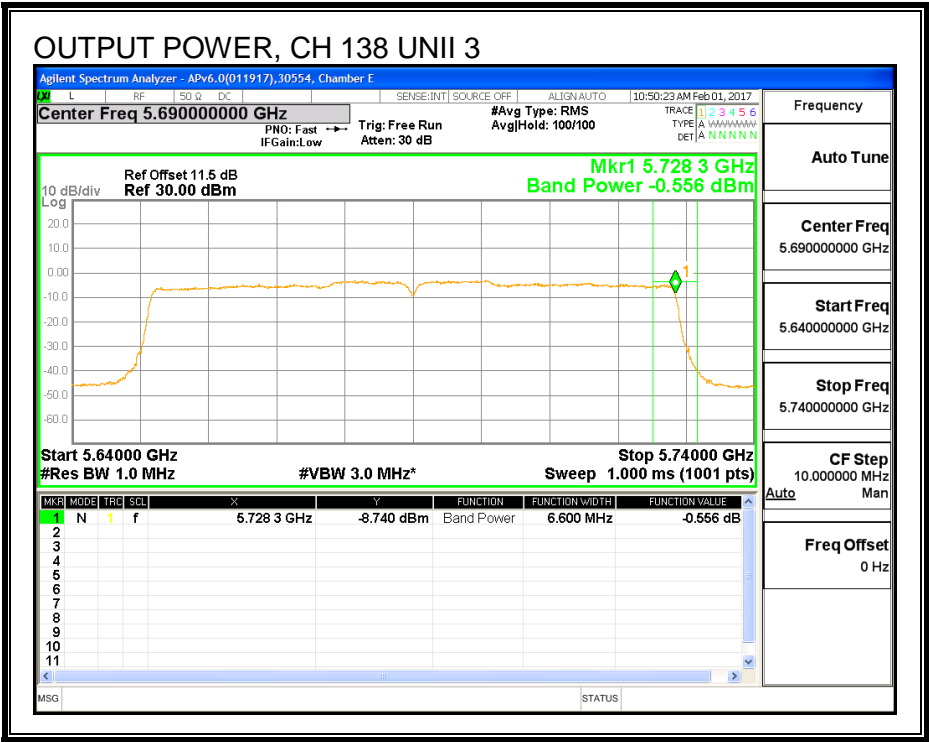
Output Power Results

Channel	Frequency (MHz)	Antenna A Meas Power (dBm)	Antenna B Meas Power (dBm)	Total Corr'd Power (dBm)	Power Limit (dBm)	Power Margin (dB)
138	5690	-0.556	-0.606	2.64	30.00	-27.36

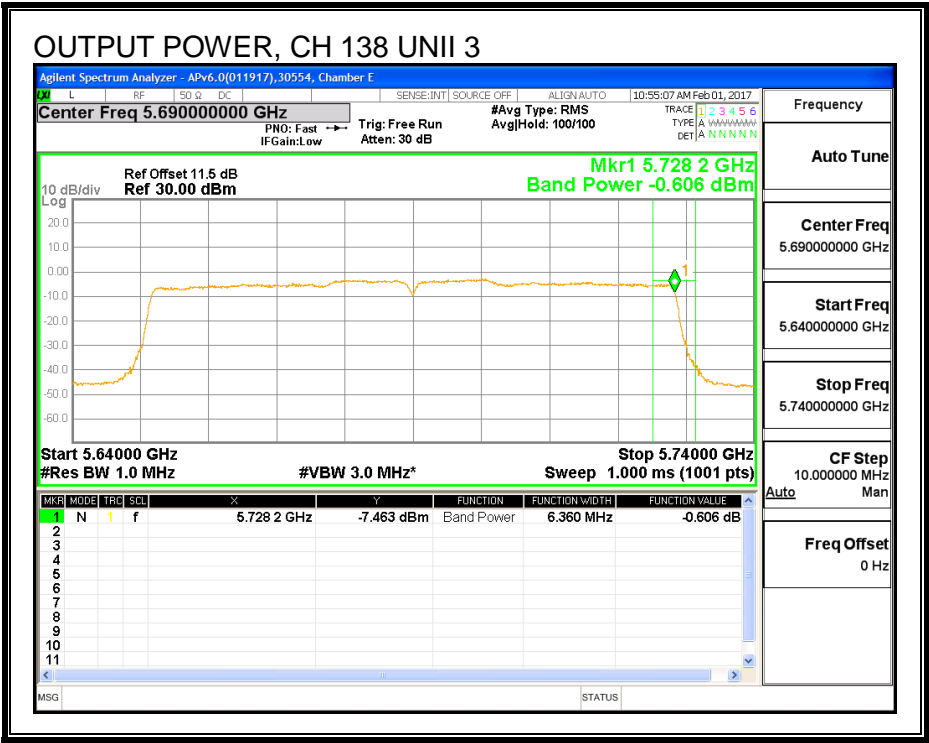
PSD Results

Channel	Frequency (MHz)	Antenna A Meas PSD (dBm)	Antenna B Meas PSD (dBm)	Total Corr'd PSD (dBm)	PSD Limit (dBm)	PSD Margin (dB)
138	5690	-7.360	-7.388	-4.15	28.73	-32.88

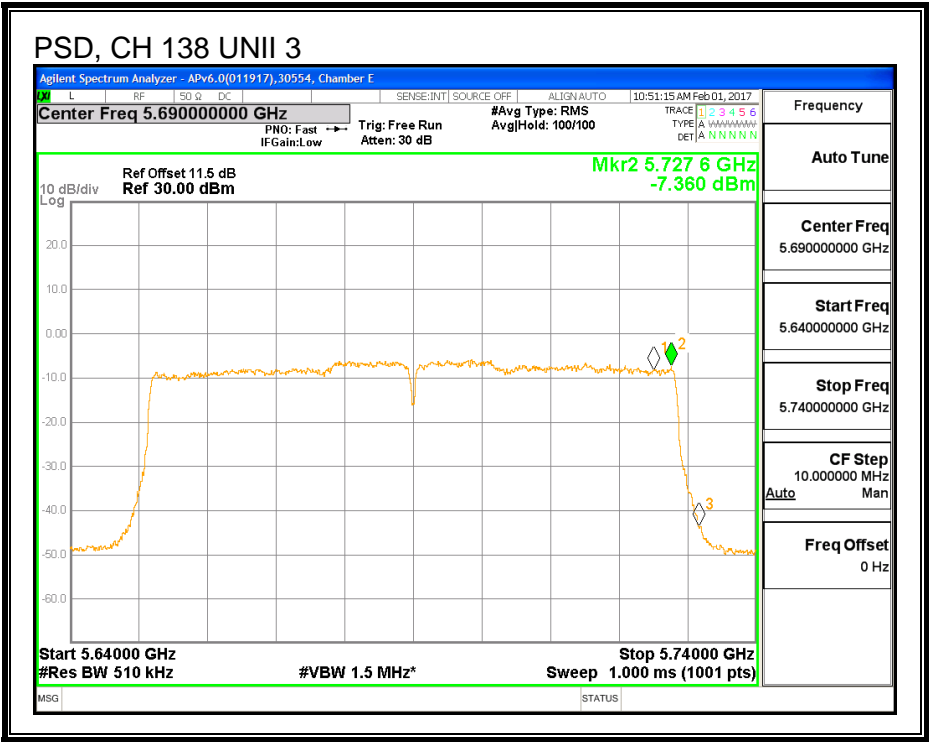
OUTPUT POWER, ANTENNA A



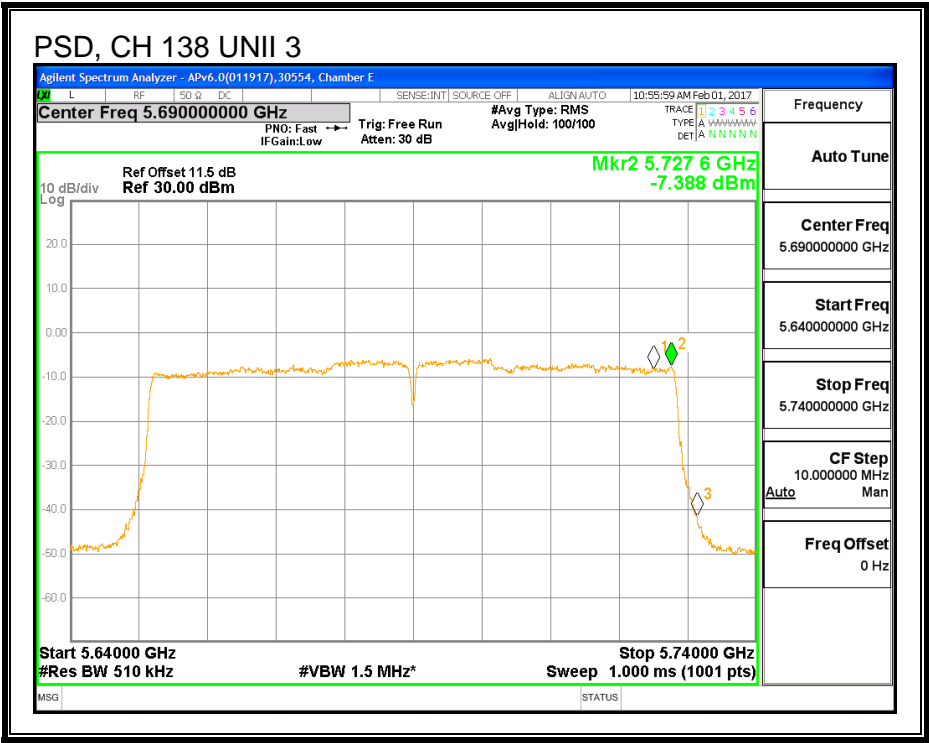
OUTPUT POWER, ANTENNA B



PSD, ANTENNA A



PSD, ANTENNA B



8.40.2. 6 dB BANDWIDTH

LIMITS

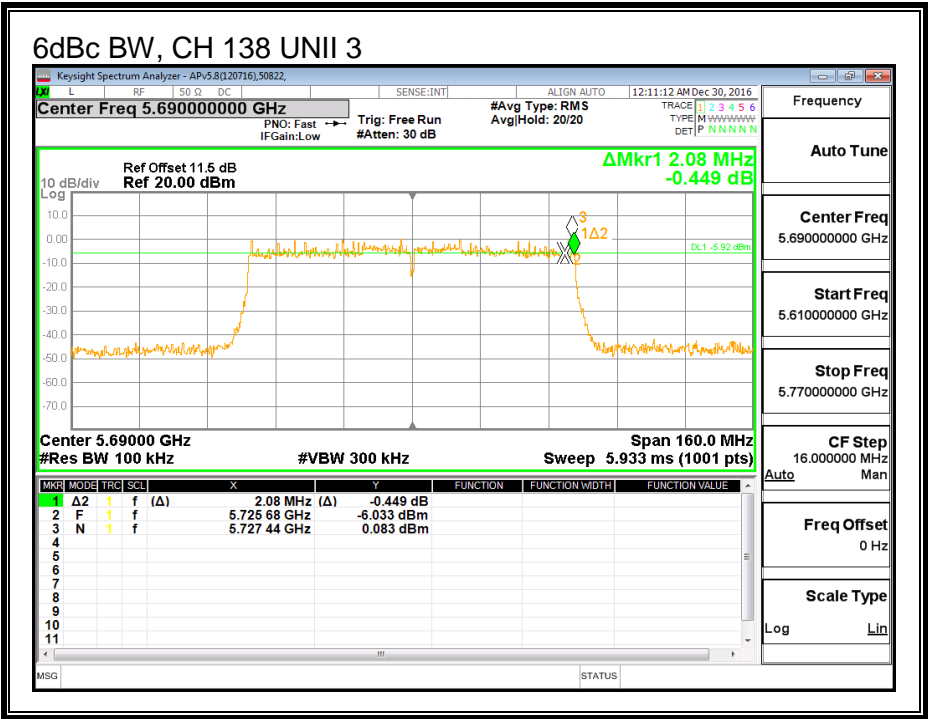
FCC §15.407 (e)

The minimum 6 dB bandwidth shall be at least 500 kHz.

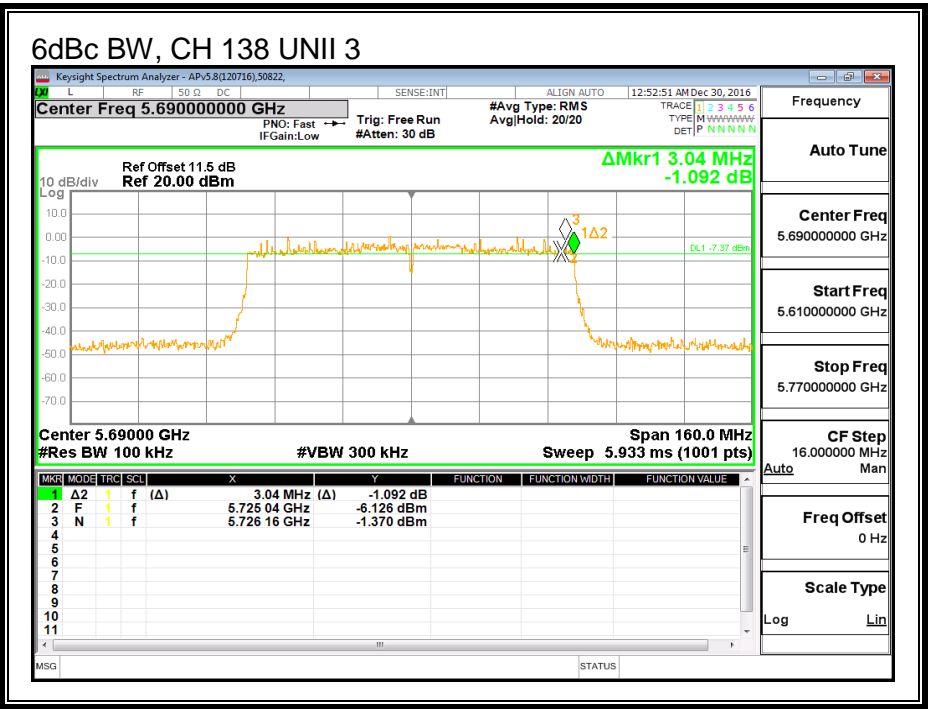
RESULTS

Channel	Frequency (MHz)	6 dB BW Antenna A (MHz)	6 dB BW Antenna B (MHz)
High	5690	2.08	3.04

ANTENNA A



ANTENNA B



8.41. 802.11n HT20 ANTENNA A MODE IN THE 5.8 GHz BAND

8.41.1. 6 dB BANDWIDTH

LIMITS

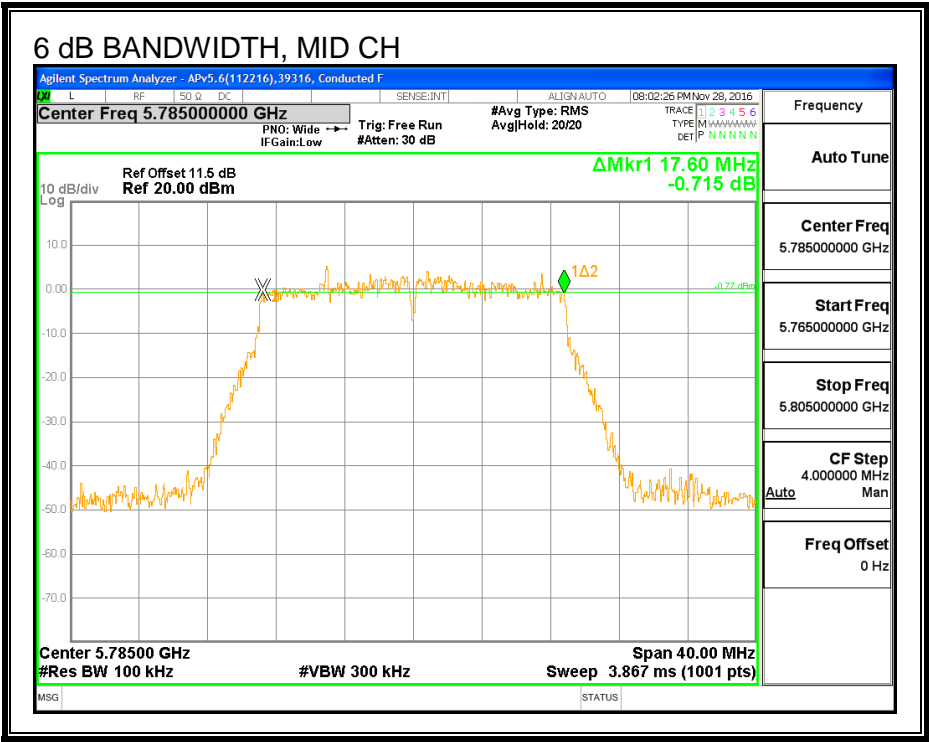
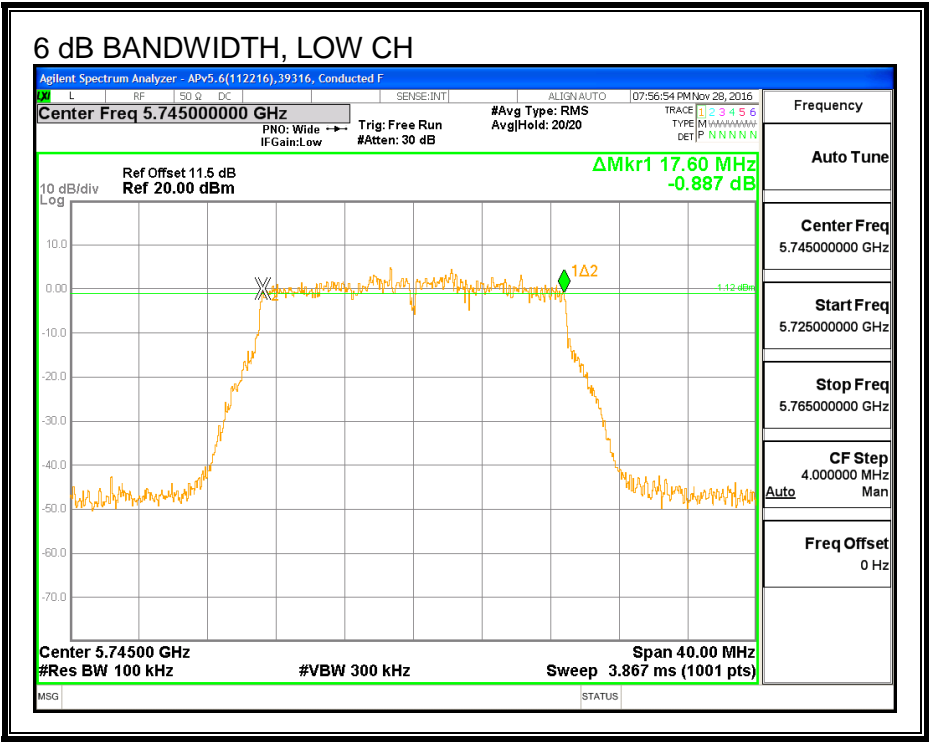
FCC §15.407 (e)


The minimum 6 dB bandwidth shall be at least 500 kHz.

RESULTS

Channel	Frequency (MHz)	6 dB Bandwidth (MHz)	Minimum Limit (MHz)
Low	5745	17.600	0.5
Mid	5785	17.600	0.5
High	5825	17.680	0.5

6 dB BANDWIDTH





8.41.2. 26 dB BANDWIDTH

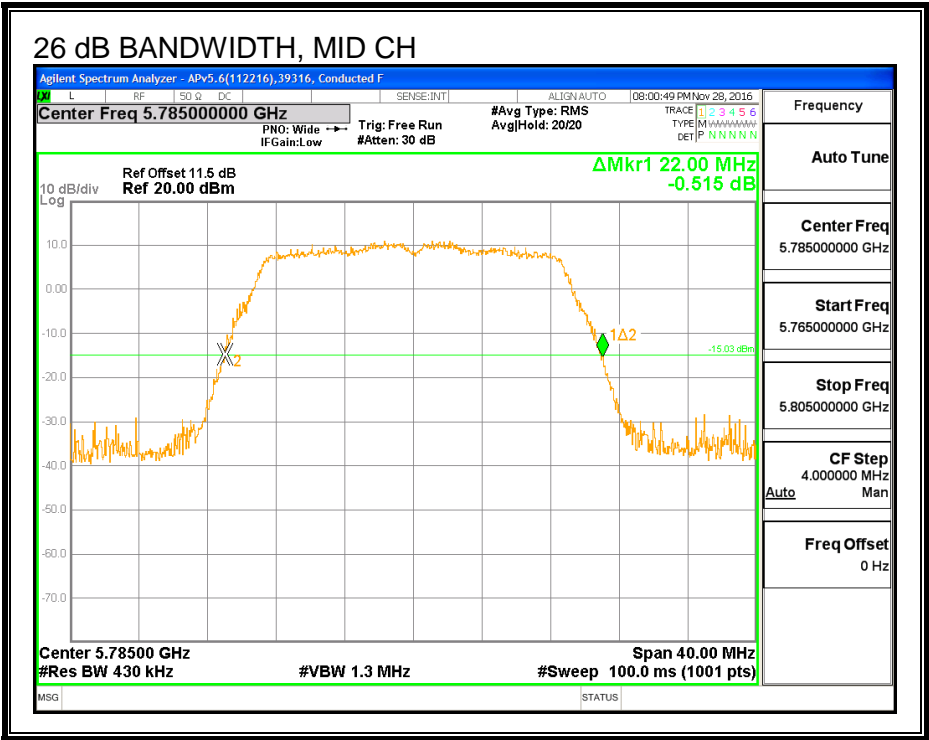
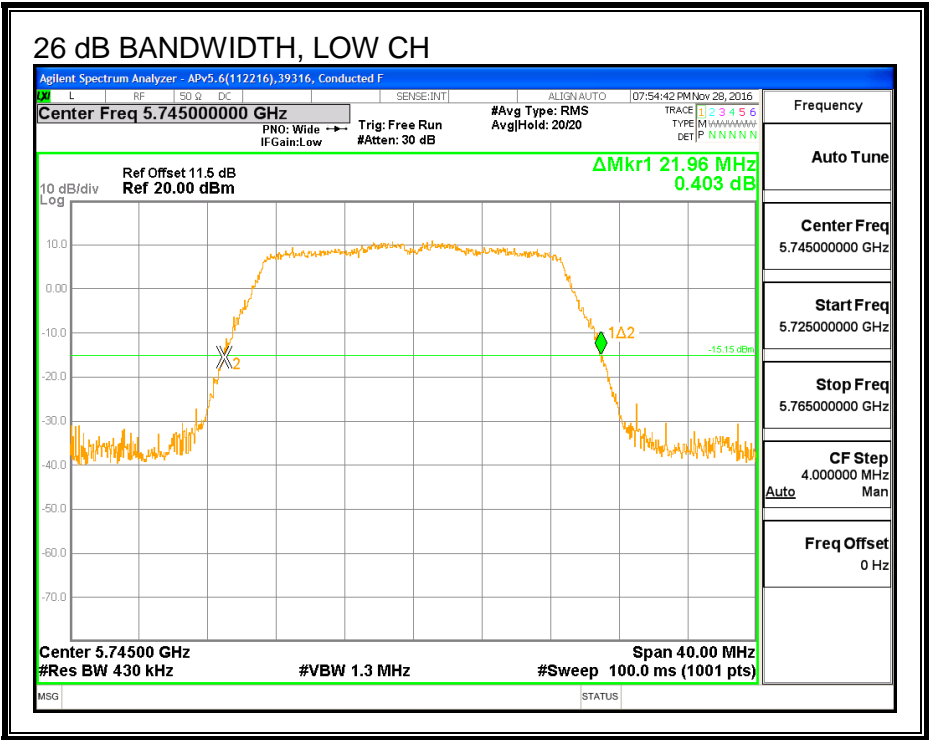
LIMITS

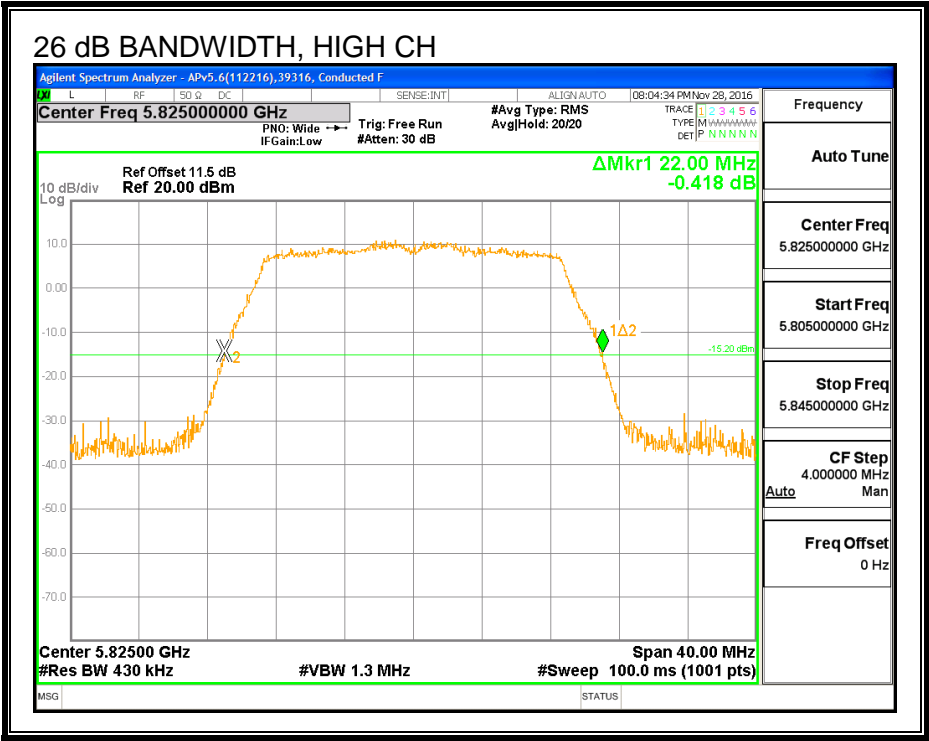
None, for reporting purposes only

RESULTS

Channel	Frequency (MHz)	26 dB Bandwidth (MHz)
Low	5745	21.960
Mid	5785	22.000
High	5825	22.000

26 dB BANDWIDTH





8.41.3. 99% BANDWIDTH

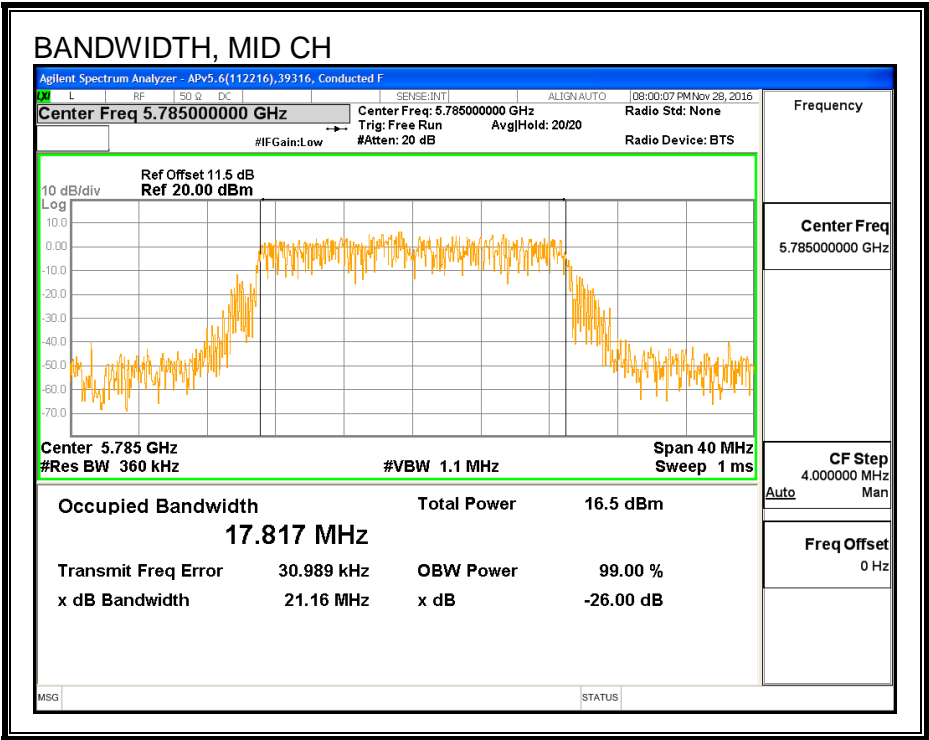
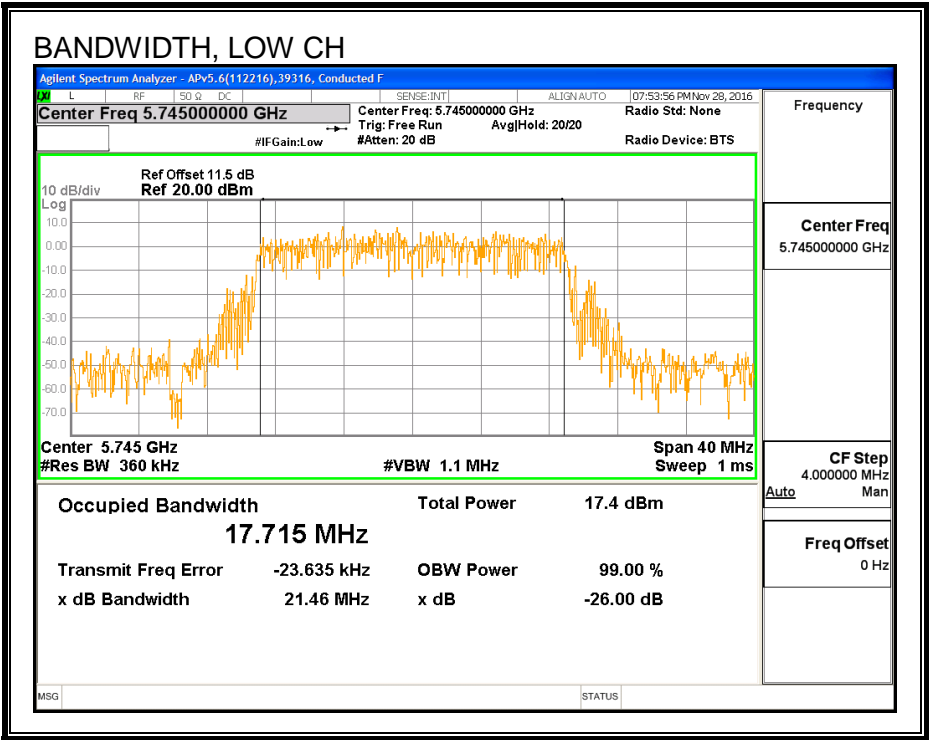
LIMITS

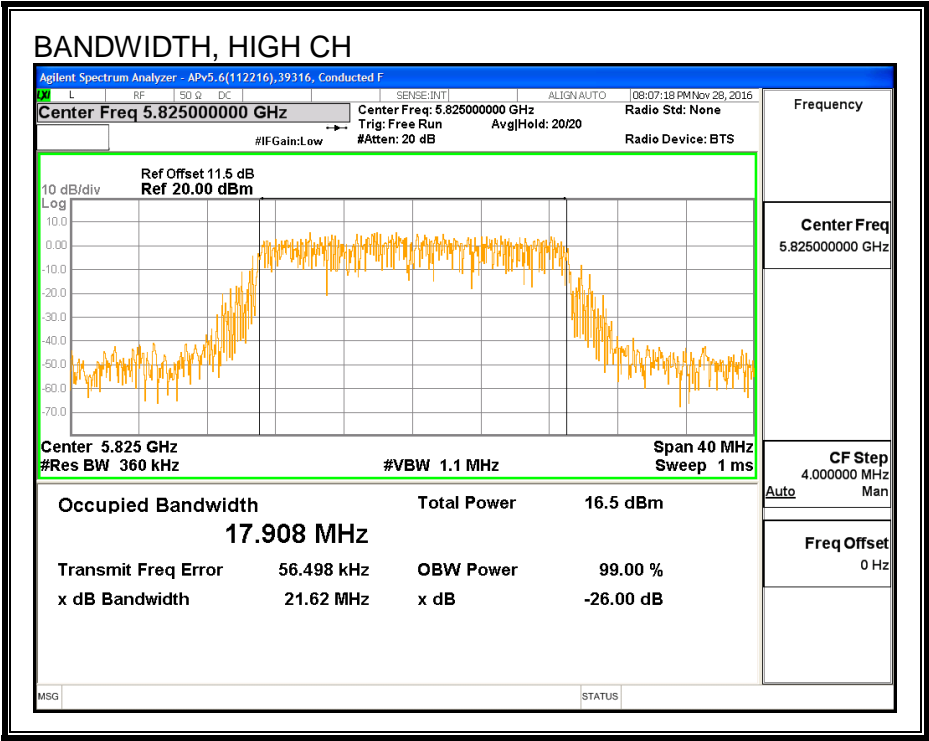
None; for reporting purposes only.

RESULTS

Frequency (MHz)	99% Bandwidth (MHz)
5745	17.715
5785	17.817
5825	17.908

99% BANDWIDTH





8.41.4. AVERAGE POWER

LIMITS

None; for reporting purposes only.

TEST PROCEDURE

Measurements perform using a wideband gated RF power meter.

RESULTS

ID:	45256	Date:	1/31/17
------------	-------	--------------	---------

Channel	Frequency (MHz)	Power (dBm)
Low	5745	14.92
Mid	5785	14.96
High	5825	14.94

8.41.5. OUTPUT POWER

LIMITS

FCC §15.407 (a) (3)

For the band 5.725-5.85 GHz, the maximum conducted output power over the frequency band of operation shall not exceed 1 W. In addition, the maximum power spectral density shall not exceed 30 dBm in any 500-kHz band. If transmitting antennas of directional gain greater than 6 dBi are used, both the maximum conducted output power and the maximum power spectral density shall be reduced by the amount in dB that the directional gain of the antenna exceeds 6 dBi.

TEST PROCEDURE

Measurements perform using a wideband gated RF power meter provided that the gate parameters are adjusted such that the power is measured only when the EUT is transmitting at its maximum power control level. Since the measurement is made only during the ON time of the transmitter, no duty cycle correction factor is required.

DIRECTIONAL ANTENNA GAIN

There is only one transmitter output therefore the directional gain is equal to the antenna gain.

RESULTS

ID:	39919	Date:	2/14/17
------------	-------	--------------	---------

Antenna Gain and Limit

Channel	Frequency (MHz)	Directional Gain for Power (dBi)	Power Limit (dBm)
Low	5745	4.20	30.00
Mid	5785	4.20	30.00
High	5825	4.20	30.00

Output Power Results

Channel	Frequency (MHz)	Antenna A Meas Power (dBm)	Total Corr'd Power (dBm)	Power Limit (dBm)	Power Margin (dB)
Low	5745	14.92	14.92	30.00	-15.08
Mid	5785	14.96	14.96	30.00	-15.04
High	5825	14.94	14.94	30.00	-15.06

8.41.6. PSD

LIMITS

FCC §15.407 (a) (3)

For the band 5.725-5.85 GHz, the maximum conducted output power over the frequency band of operation shall not exceed 1 W. In addition, the maximum power spectral density shall not exceed 30 dBm in any 500-kHz band. If transmitting antennas of directional gain greater than 6 dBi are used, both the maximum conducted output power and the maximum power spectral density shall be reduced by the amount in dB that the directional gain of the antenna exceeds 6 dBi.

DIRECTIONAL ANTENNA GAIN

There is only one transmitter output therefore the directional gain is equal to the antenna gain.

RESULTS

Antenna Gain and Limits

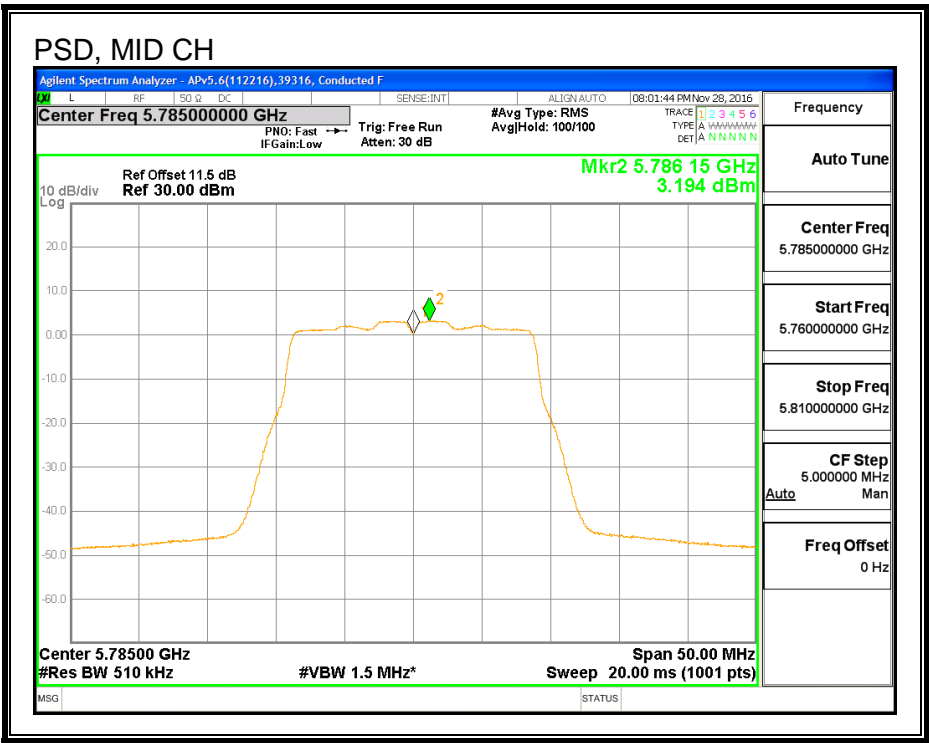
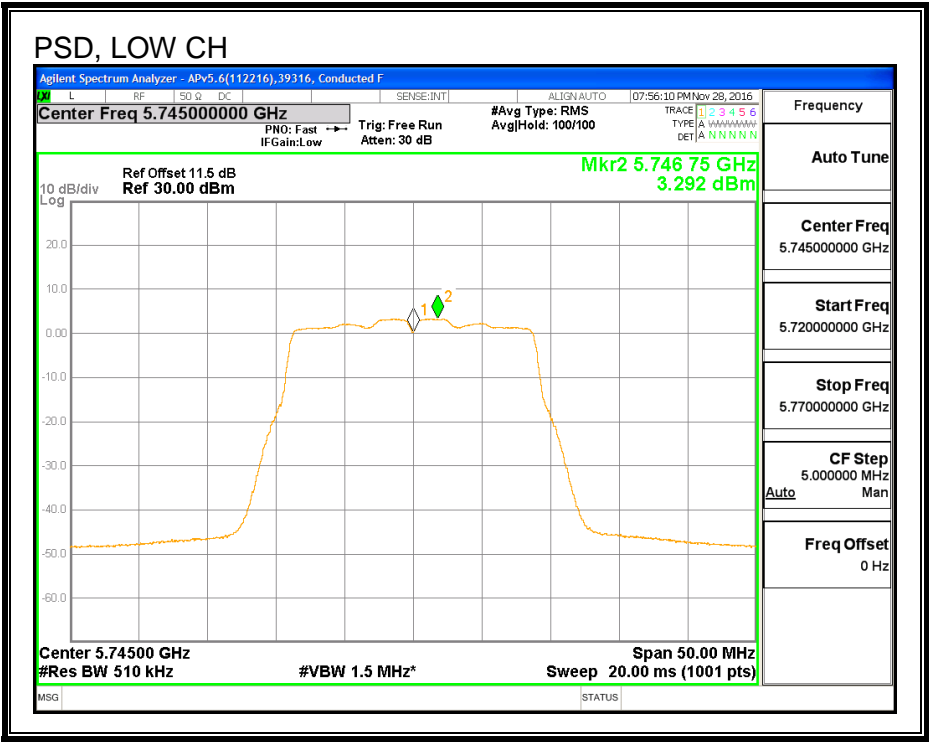
Channel	Frequency (MHz)	Directional Gain (dBi)	PSD Limit (dBm)
Low	5745	4.20	30.00
Mid	5785	4.20	30.00
High	5825	4.20	30.00

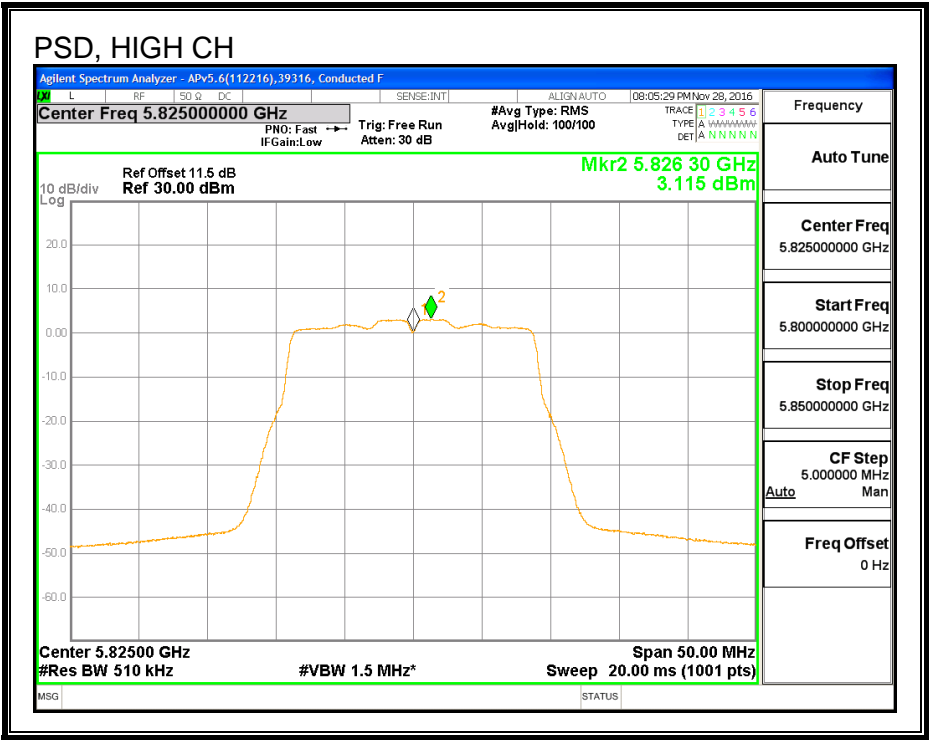
Duty Cycle CF (dB)	0.00	Included in Calculations of Corr'd PSD
--------------------	------	--

PSD Results

Channel	Frequency (MHz)	Antenna A Meas PSD (dBm)	Total Corr'd PSD (dBm)	PSD Limit (dBm)	PSD Margin (dB)
Low	5745	3.29	3.29	30.00	-26.71
Mid	5785	3.19	3.19	30.00	-26.81
High	5825	3.12	3.12	30.00	-26.89

PSD





8.42. 802.11n HT20 ANTENNA B MODE IN THE 5.8 GHz BAND

8.42.1. 6 dB BANDWIDTH

LIMITS

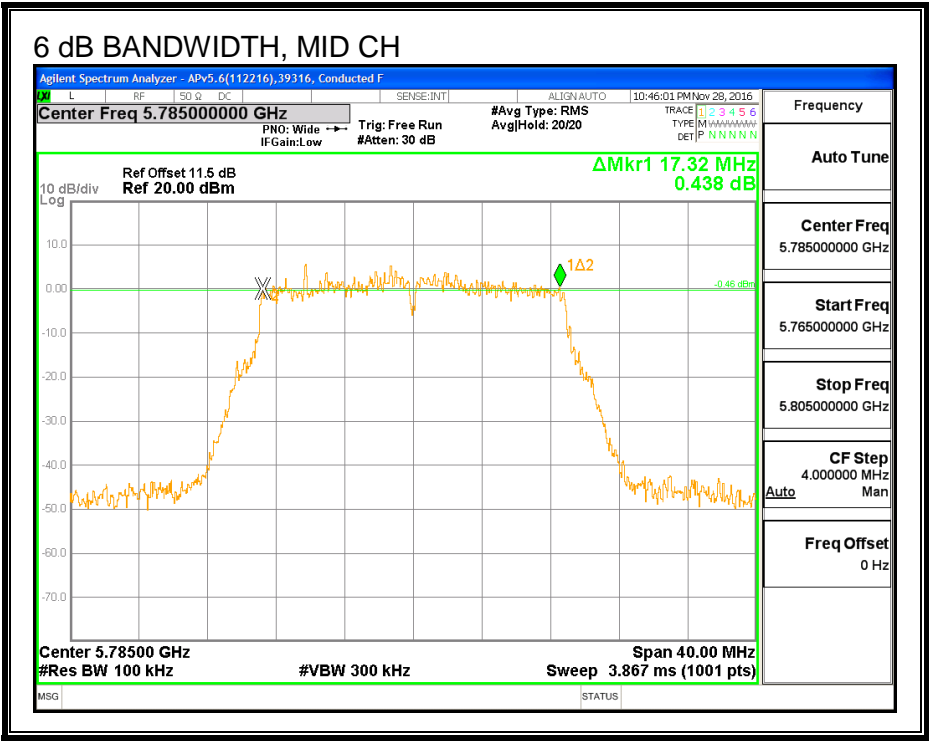
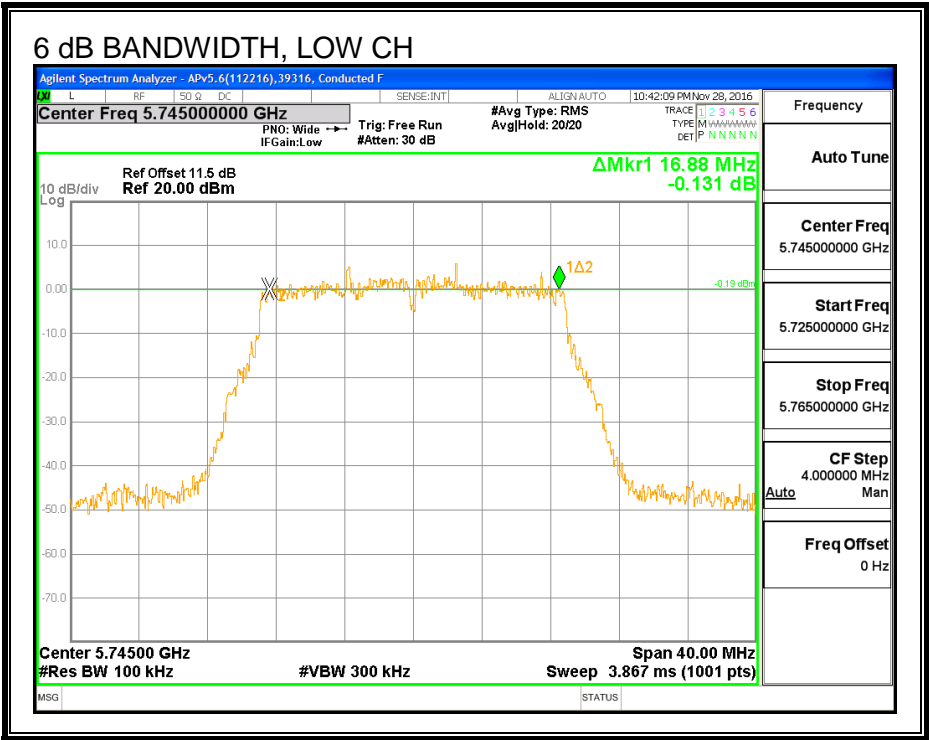
FCC §15.407 (e)

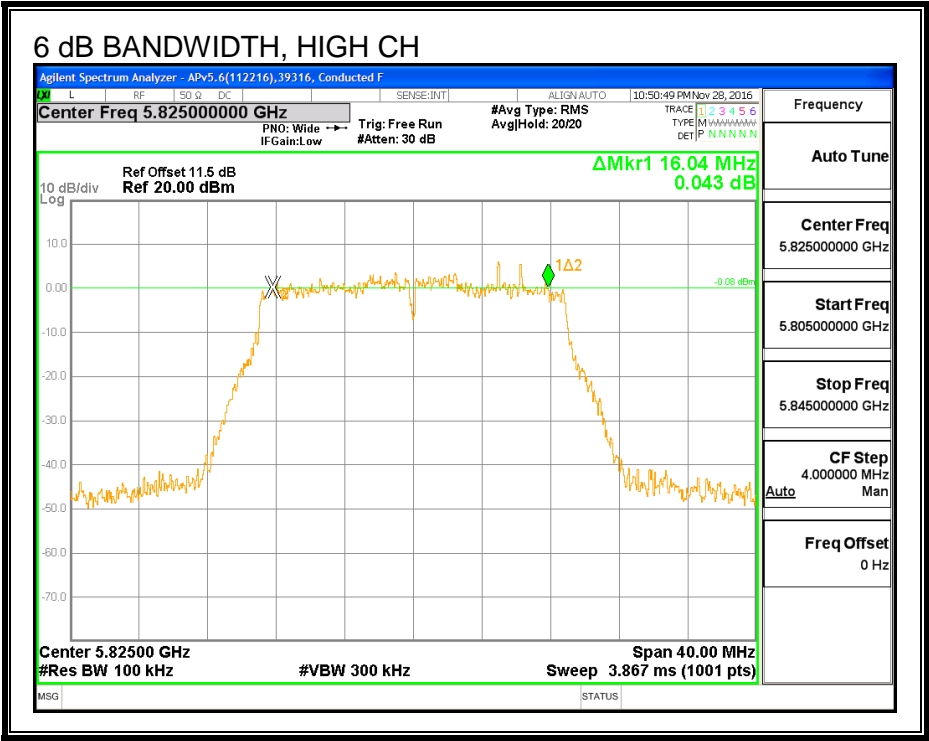
The minimum 6 dB bandwidth shall be at least 500 kHz.

RESULTS

Channel	Frequency (MHz)	6 dB Bandwidth (MHz)	Minimum Limit (MHz)
Low	5745	16.880	0.5
Mid	5785	17.320	0.5
High	5825	16.040	0.5

6 dB BANDWIDTH





8.42.2. 26 dB BANDWIDTH

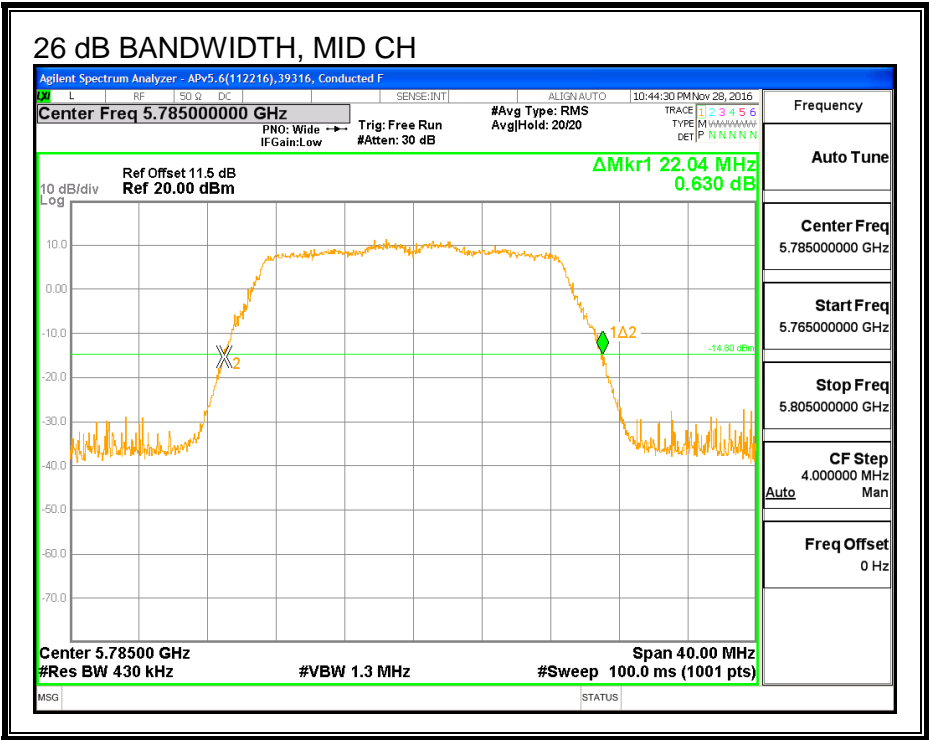
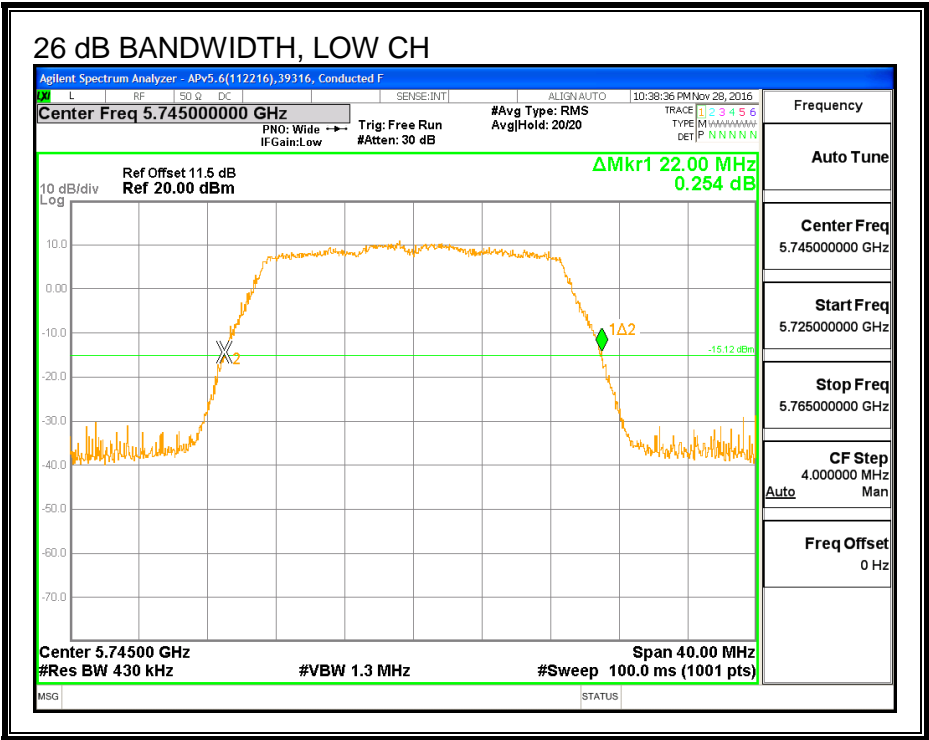
LIMITS

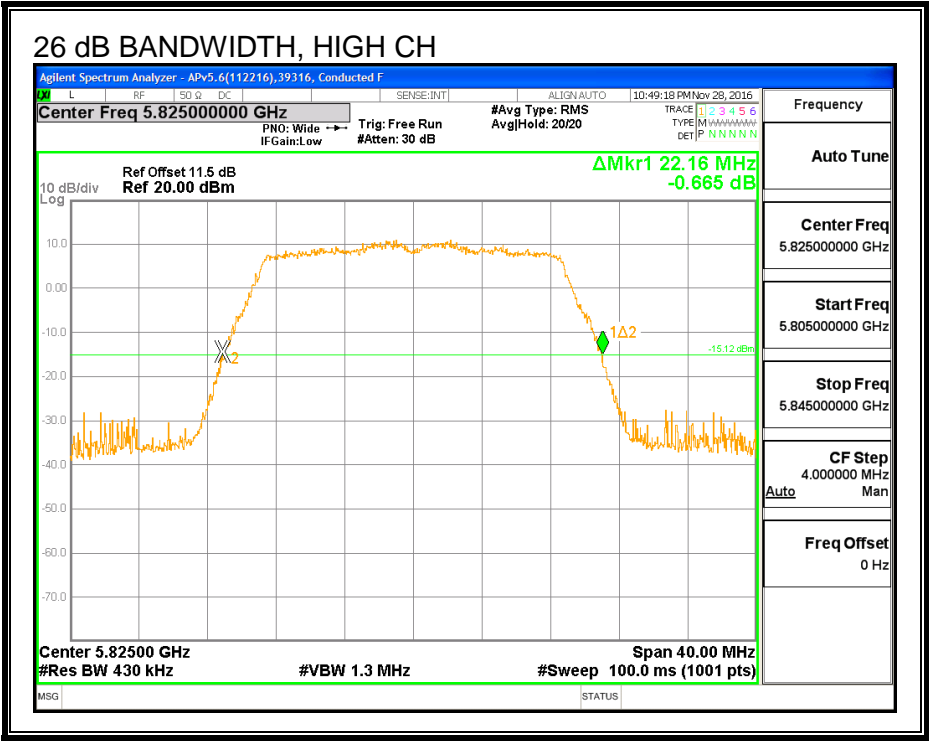
None, for reporting purposes only

RESULTS

Channel	Frequency (MHz)	26 dB Bandwidth (MHz)
Low	5745	22.000
Mid	5785	22.040
High	5825	22.160

26 dB BANDWIDTH





8.42.3. 99% BANDWIDTH

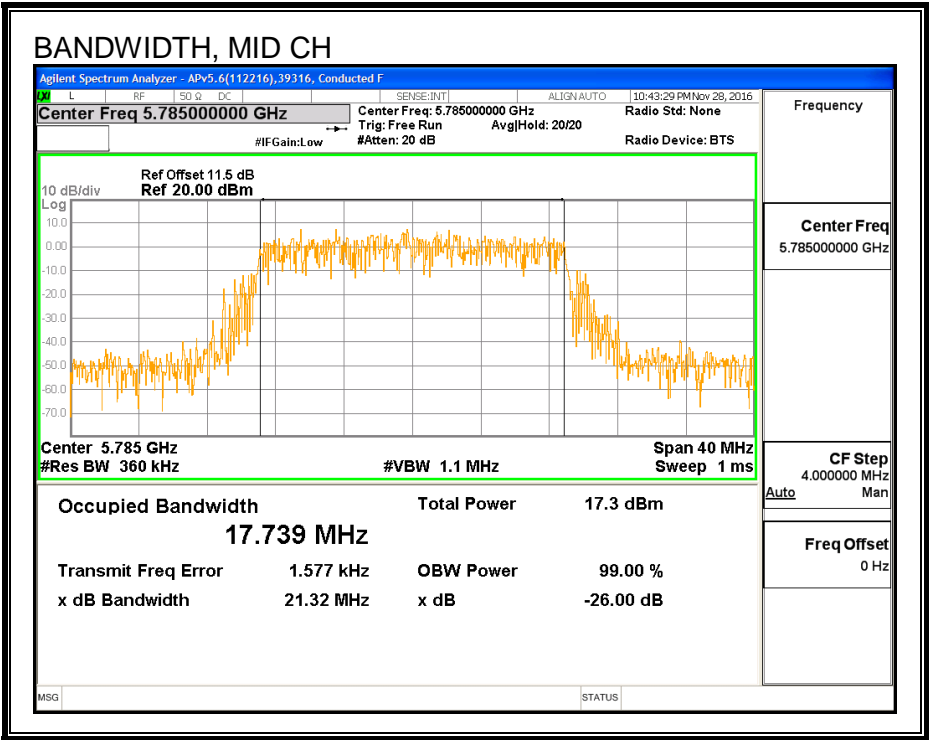
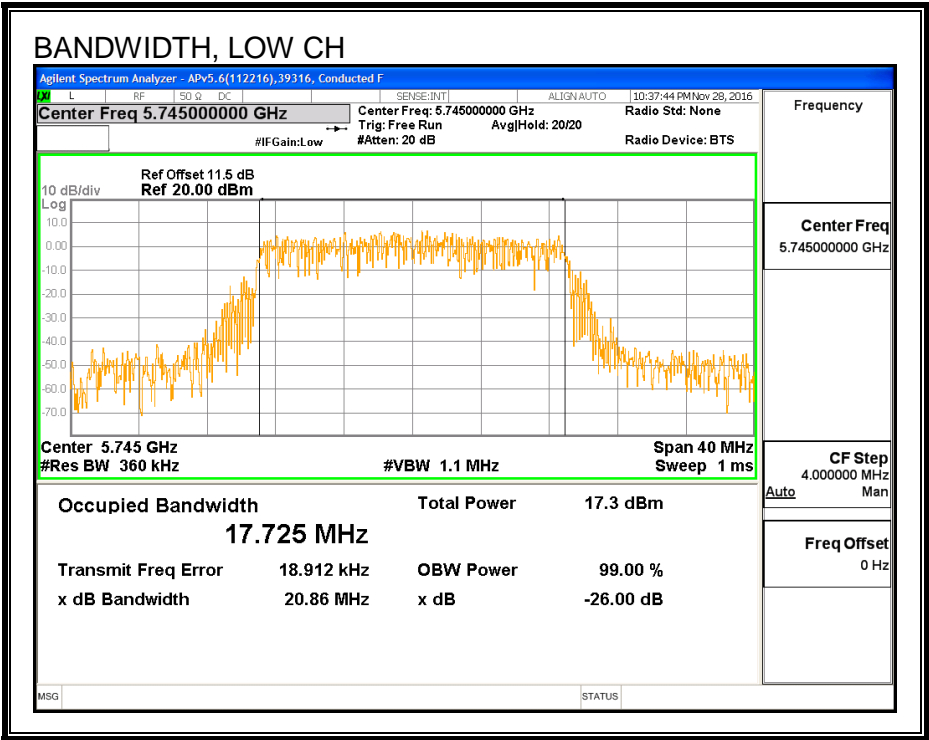
LIMITS

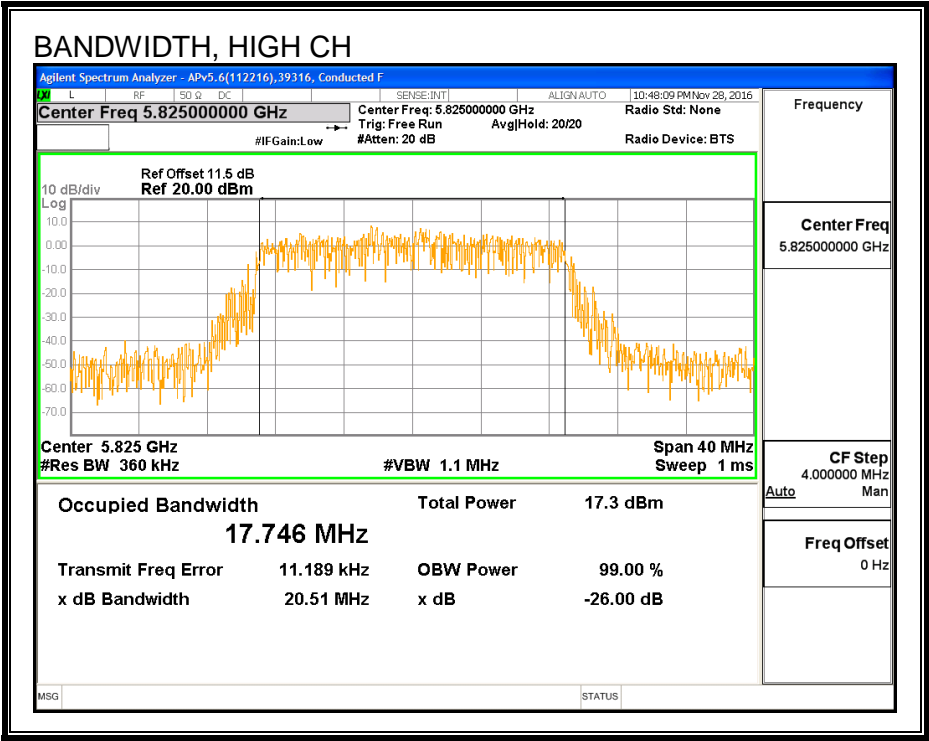
None; for reporting purposes only.

RESULTS

Channel	Frequency (MHz)	99% Bandwidth (MHz)
Low	5745	17.725
Mid	5785	17.739
High	5825	17.746

99% BANDWIDTH





8.42.4. AVERAGE POWER

LIMITS

None; for reporting purposes only.

TEST PROCEDURE

Measurements perform using a wideband gated RF power meter.

RESULTS

ID:	45256	Date:	1/31/17
------------	-------	--------------	---------

Channel	Frequency (MHz)	Power (dBm)
Low	5745	15.48
Mid	5785	15.49
High	5825	15.46

8.42.5. OUTPUT POWER

LIMITS

FCC §15.407 (a) (3)

For the band 5.725-5.85 GHz, the maximum conducted output power over the frequency band of operation shall not exceed 1 W. In addition, the maximum power spectral density shall not exceed 30 dBm in any 500-kHz band. If transmitting antennas of directional gain greater than 6 dBi are used, both the maximum conducted output power and the maximum power spectral density shall be reduced by the amount in dB that the directional gain of the antenna exceeds 6 dBi.

TEST PROCEDURE

Measurements perform using a wideband gated RF power meter provided that the gate parameters are adjusted such that the power is measured only when the EUT is transmitting at its maximum power control level. Since the measurement is made only during the ON time of the transmitter, no duty cycle correction factor is required.

DIRECTIONAL ANTENNA GAIN

There is only one transmitter output therefore the directional gain is equal to the antenna gain.

RESULTS

ID:	39919	Date:	2/14/17
------------	-------	--------------	---------

Antenna Gain and Limit

Channel	Frequency (MHz)	Directional Gain for Power (dBi)	Power Limit (dBm)
Low	5745	4.32	30.00
Mid	5785	4.32	30.00
High	5825	4.32	30.00

Output Power Results

Channel	Frequency (MHz)	Antenna B Meas Power (dBm)	Total Corr'd Power (dBm)	Power Limit (dBm)	Power Margin (dB)
Low	5745	15.48	15.48	30.00	-14.52
Mid	5785	15.49	15.49	30.00	-14.51
High	5825	15.46	15.46	30.00	-14.54

8.42.6. PSD

LIMITS

FCC §15.407 (a) (3)

For the band 5.725-5.85 GHz, the maximum conducted output power over the frequency band of operation shall not exceed 1 W. In addition, the maximum power spectral density shall not exceed 30 dBm in any 500-kHz band. If transmitting antennas of directional gain greater than 6 dBi are used, both the maximum conducted output power and the maximum power spectral density shall be reduced by the amount in dB that the directional gain of the antenna exceeds 6 dBi.

DIRECTIONAL ANTENNA GAIN

There is only one transmitter output therefore the directional gain is equal to the antenna gain.

RESULTS

Antenna Gain and Limits

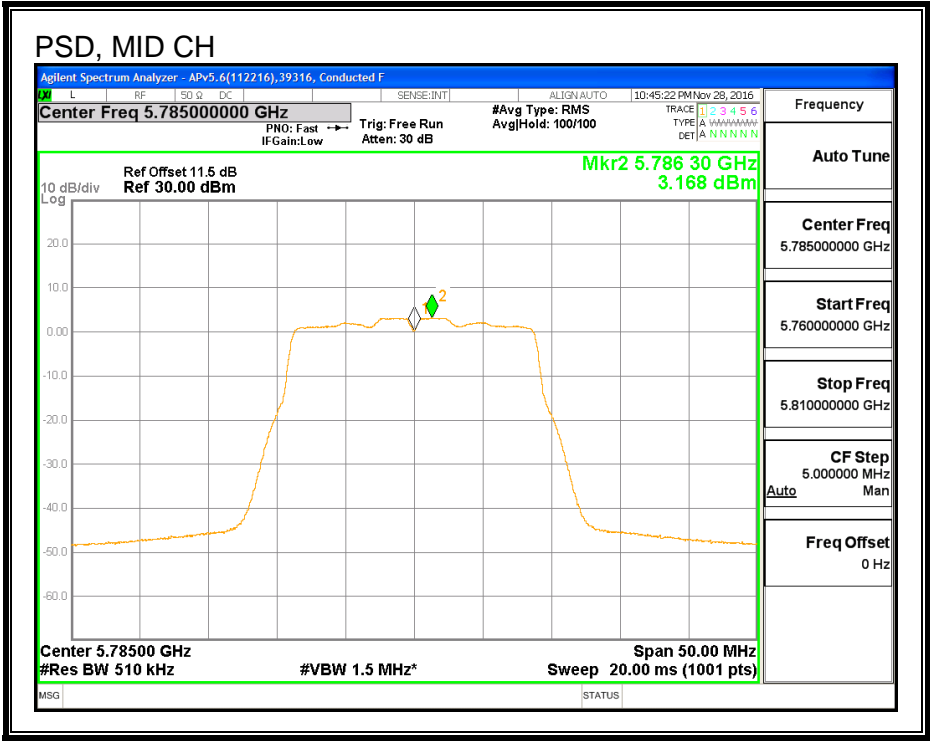
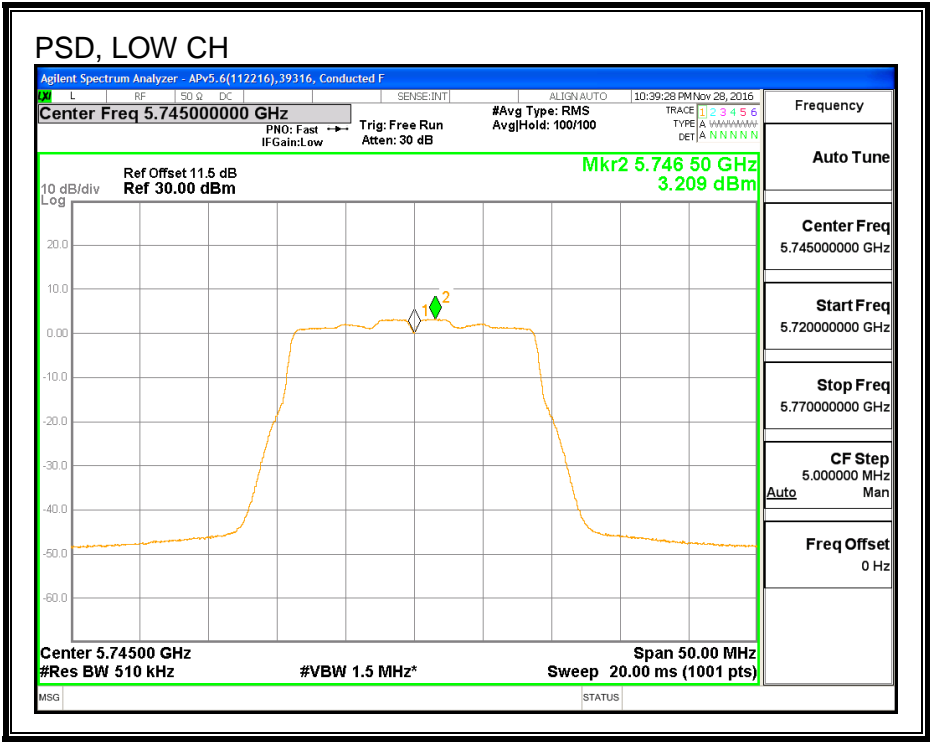
Channel	Frequency (MHz)	Directional Gain (dBi)	PSD Limit (dBm)
Low	5745	4.32	30.00
Mid	5785	4.32	30.00
High	5825	4.32	30.00

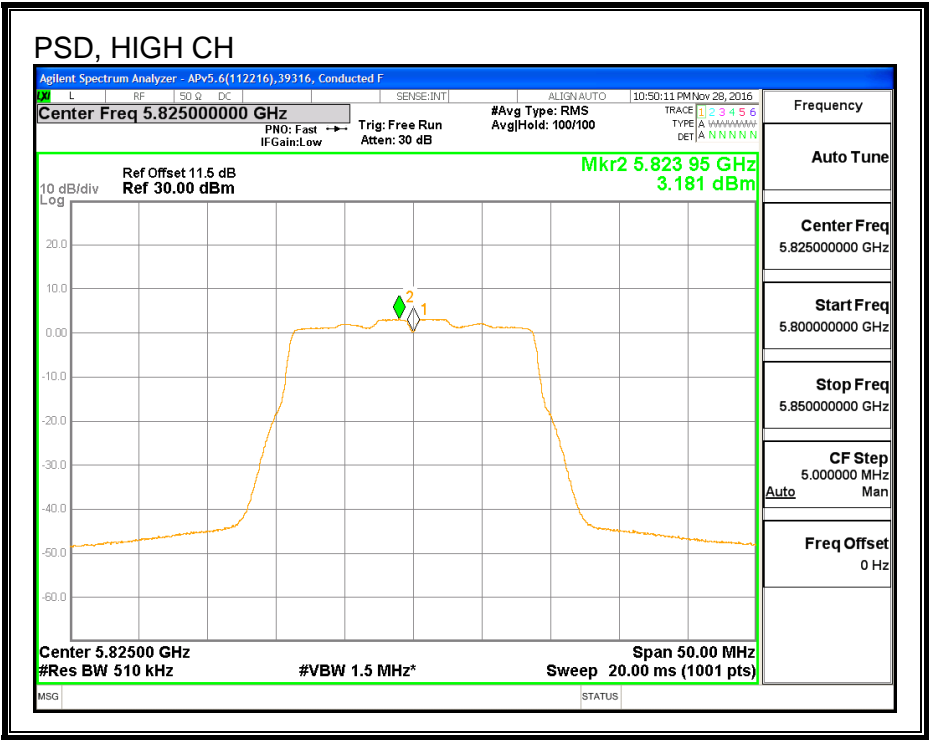
Duty Cycle CF (dB)	0.00	Included in Calculations of Corr'd PSD
--------------------	------	--

PSD Results

Channel	Frequency (MHz)	Antenna B Meas PSD (dBm)	Total Corr'd PSD (dBm)	PSD Limit (dBm)	PSD Margin (dB)
Low	5745	3.21	3.21	30.00	-26.79
Mid	5785	3.17	3.17	30.00	-26.83
High	5825	3.18	3.18	30.00	-26.82

PSD





8.43. 802.11n HT20 2Tx (ANTENNA A + ANTENNA B) CDD MODE IN THE 5.8 GHz BAND

8.43.1. 6 dB BANDWIDTH

LIMITS

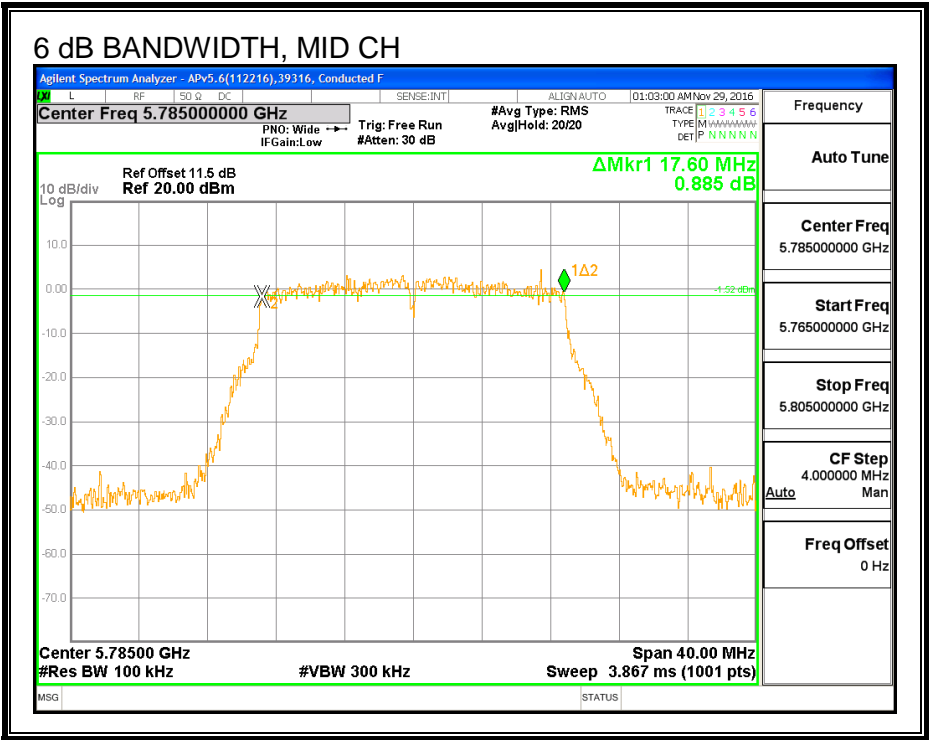
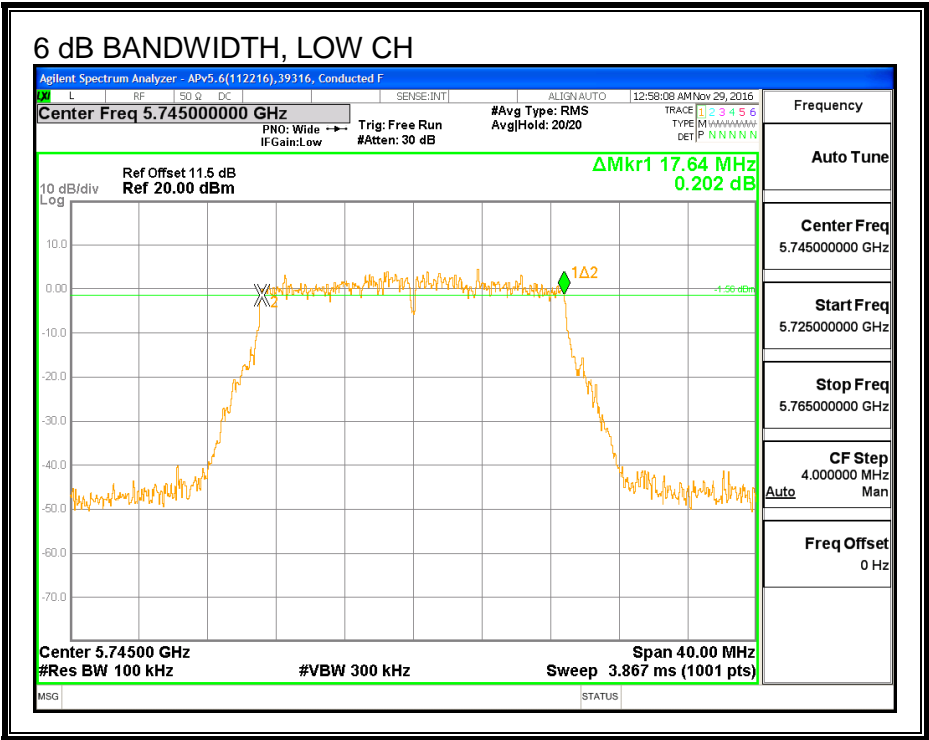
FCC §15.407 (e)

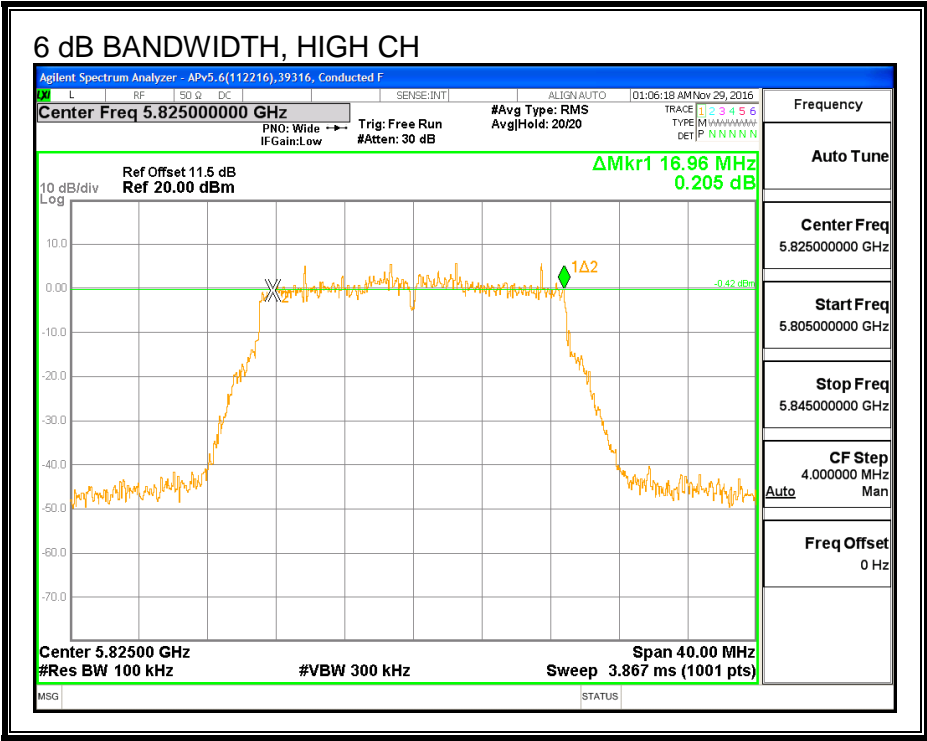
The minimum 6 dB bandwidth shall be at least 500 kHz.

RESULTS

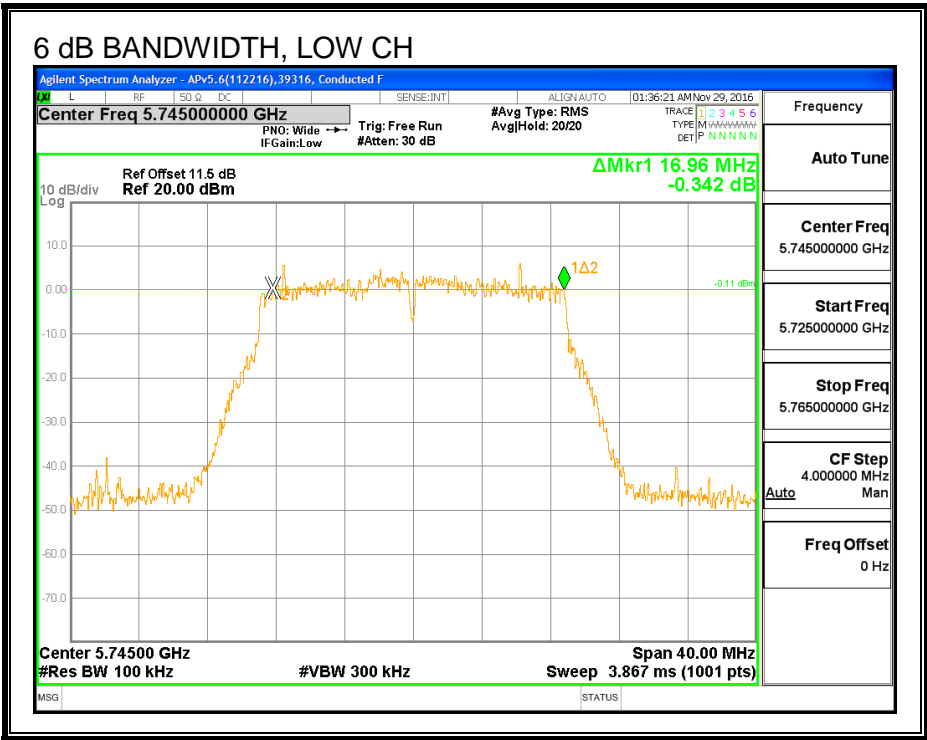
Channel	Frequency (MHz)	6 dB BW Antenna A (MHz)	6 dB BW Antenna B (MHz)	Minimum Limit (MHz)
Low	5745	17.640	16.960	0.5
Mid	5785	17.600	17.640	0.5
High	5825	16.960	17.560	0.5

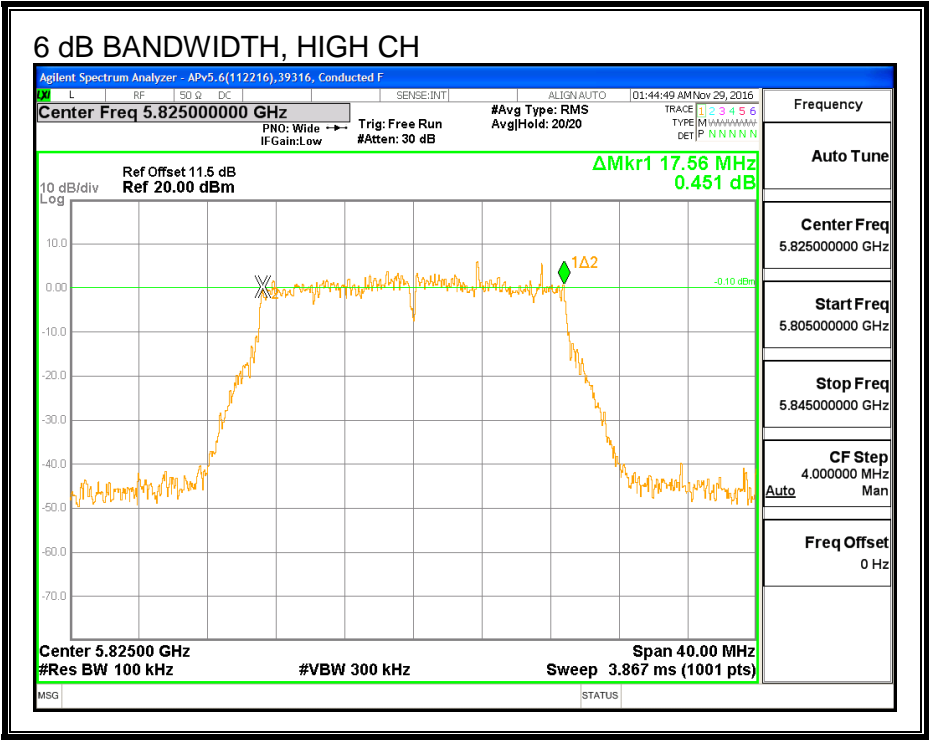
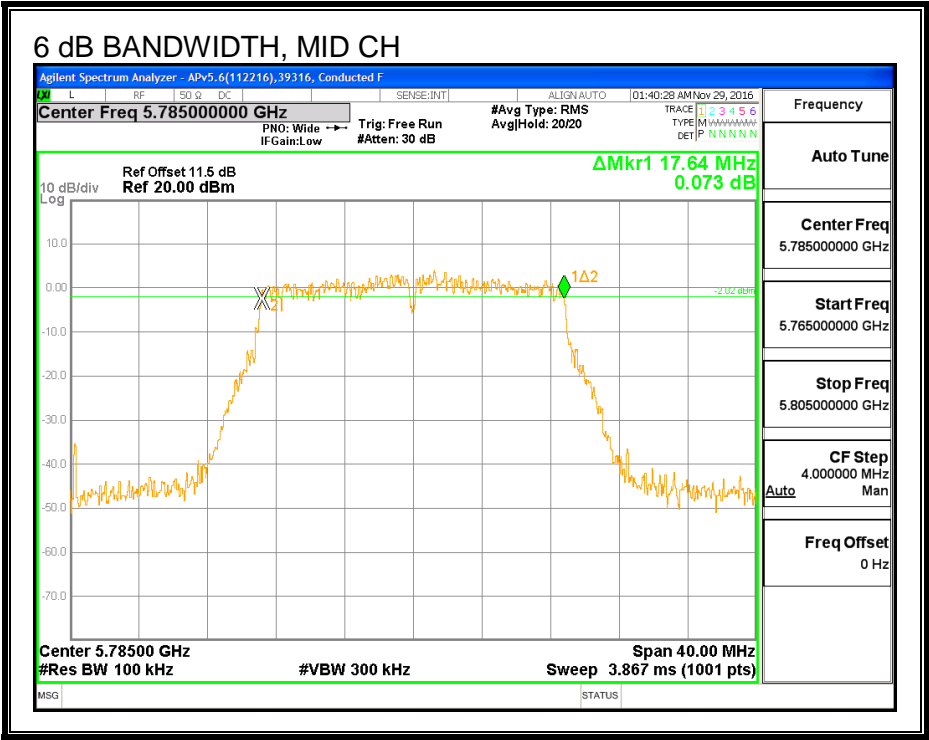
6 dB BANDWIDTH, ANTENNA A





6 dB BANDWIDTH, ANTENNA B





8.43.2. 26 dB BANDWIDTH

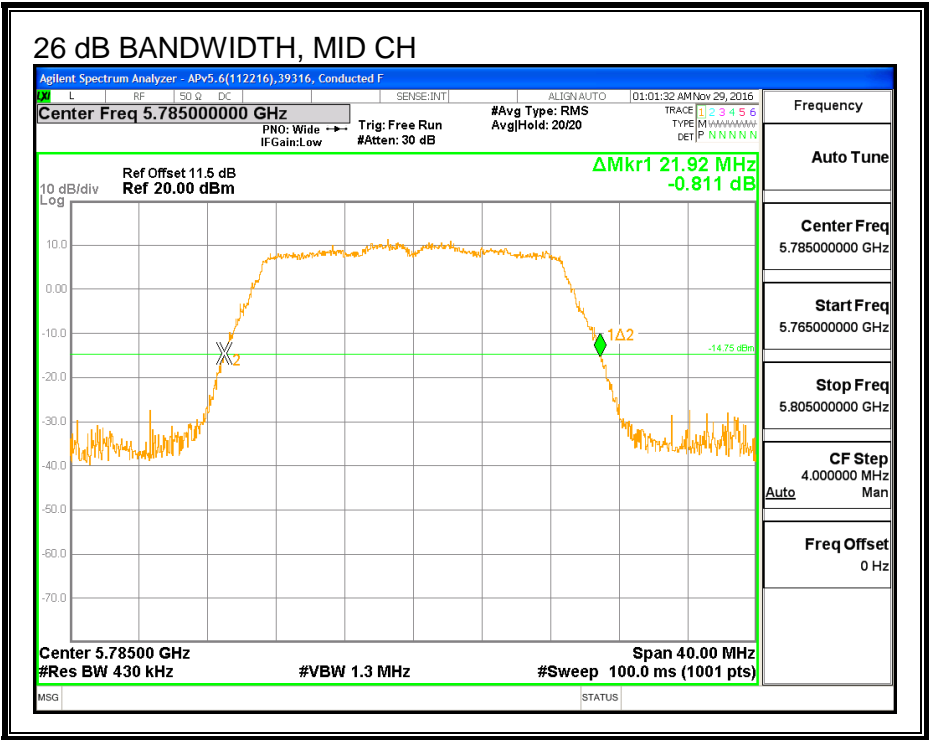
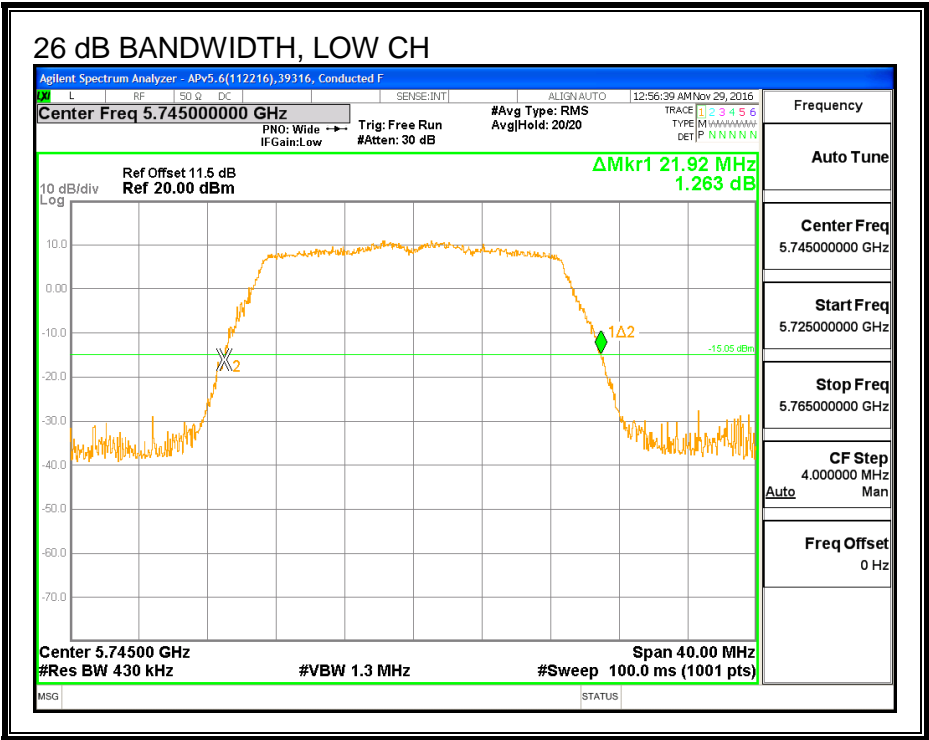
LIMITS

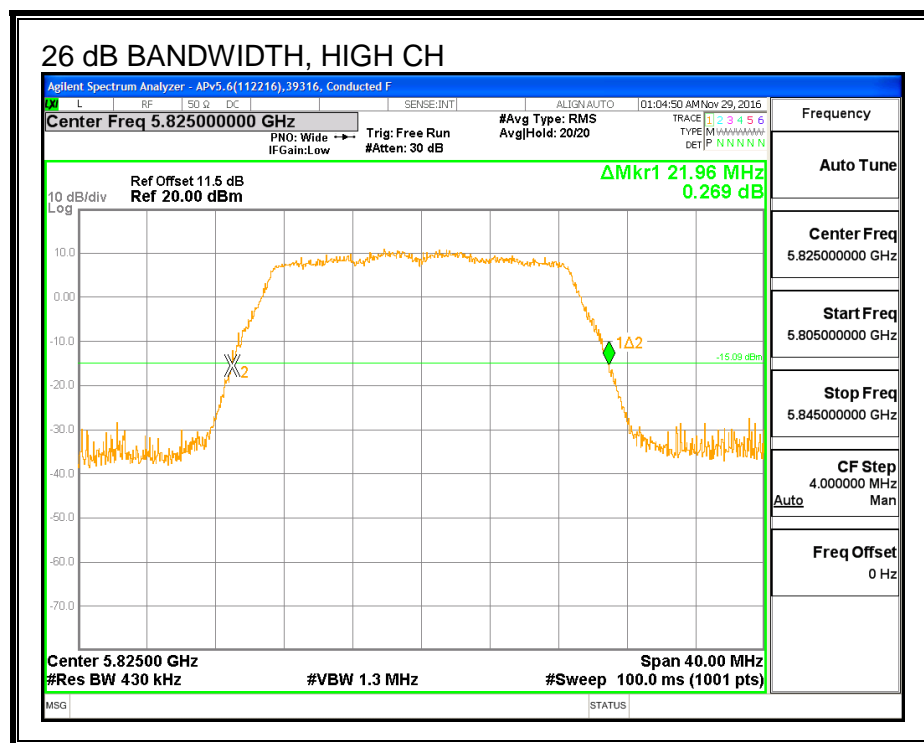
None, for reporting purposes only.

RESULTS

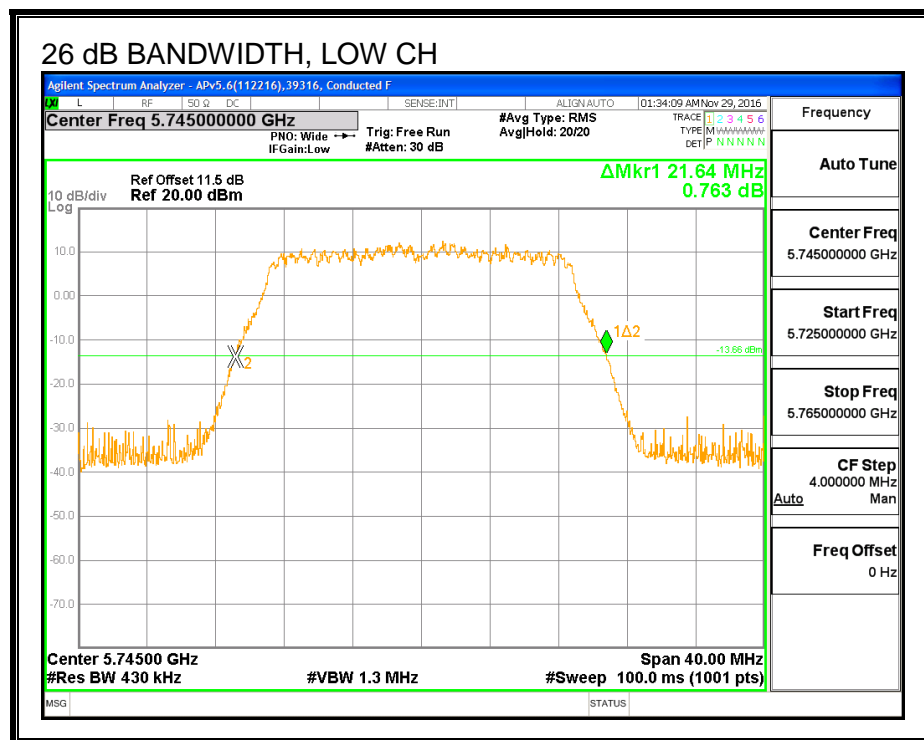
Channel	Frequency (MHz)	26 dB BW Antenna A (MHz)	26 dB BW Antenna B (MHz)
Low	5745	21.920	21.640
Mid	5785	21.920	21.560
High	5825	21.960	21.600

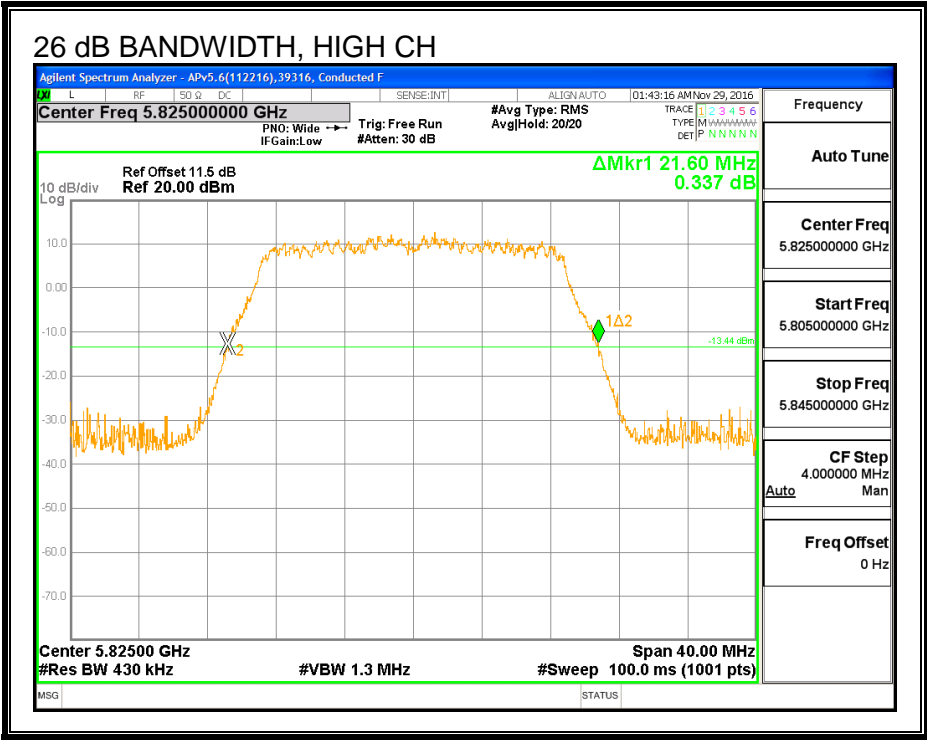
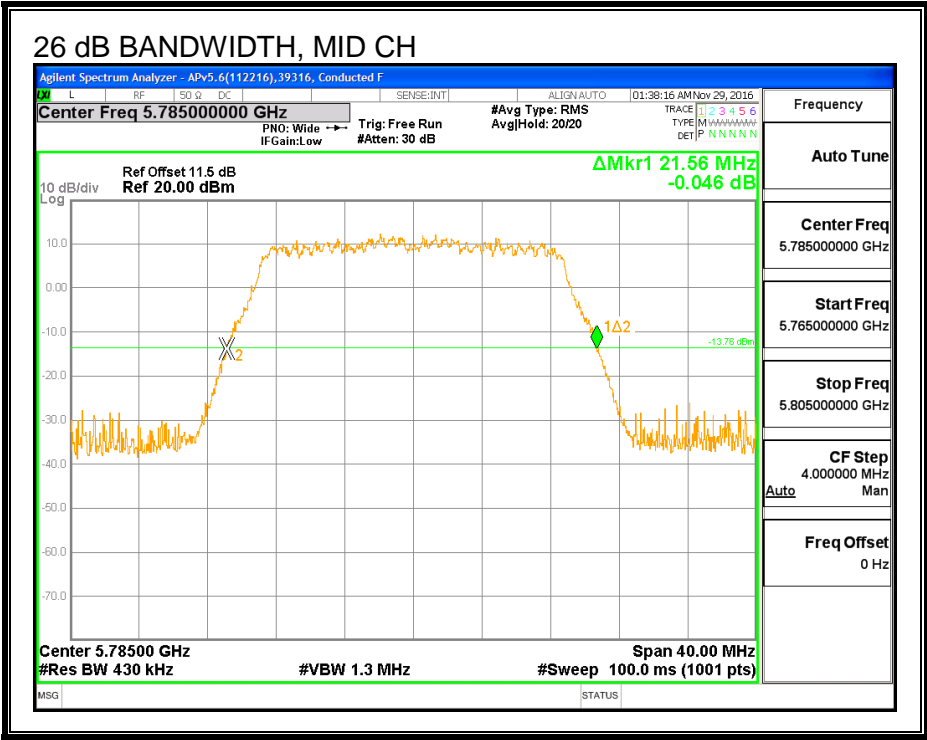
26 dB BANDWIDTH, ANTENNA A





26 dB BANDWIDTH, ANTENNA B





8.43.3. 99% BANDWIDTH

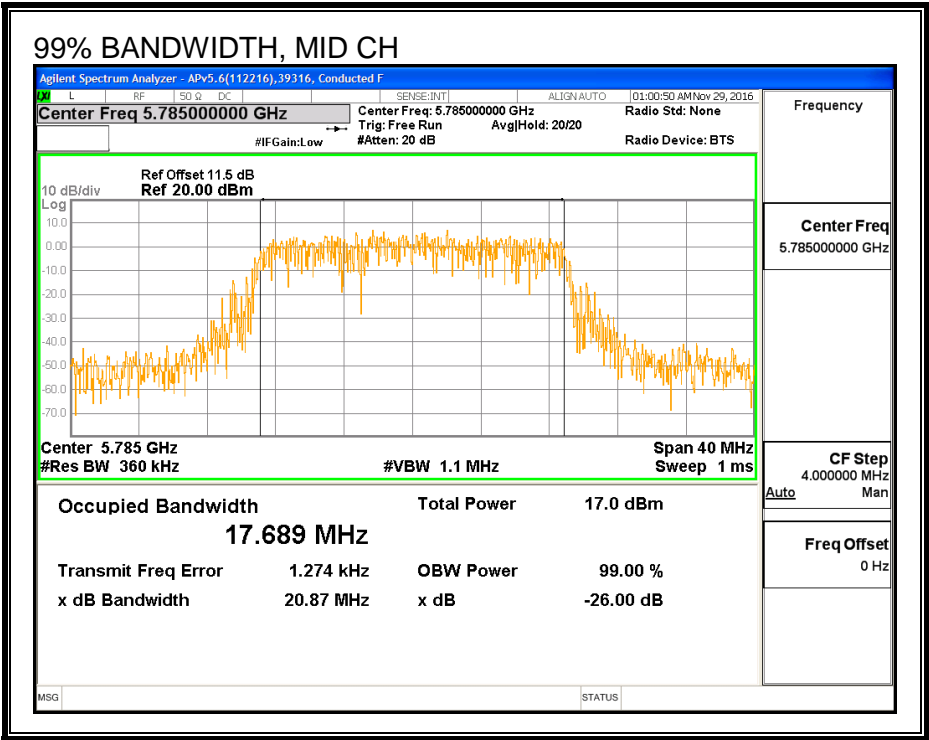
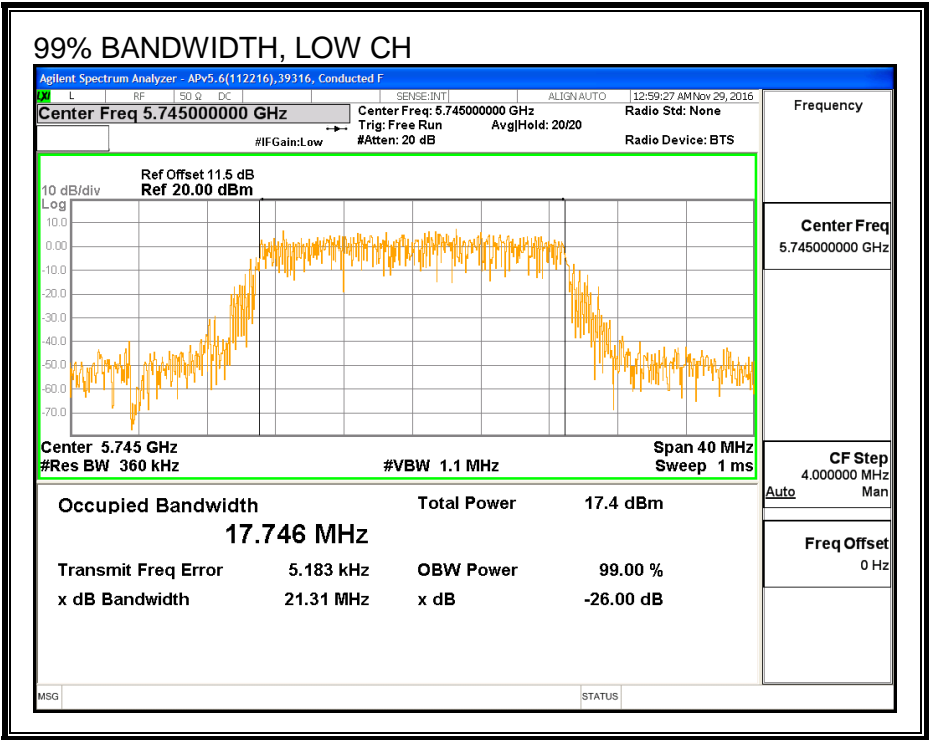
LIMITS

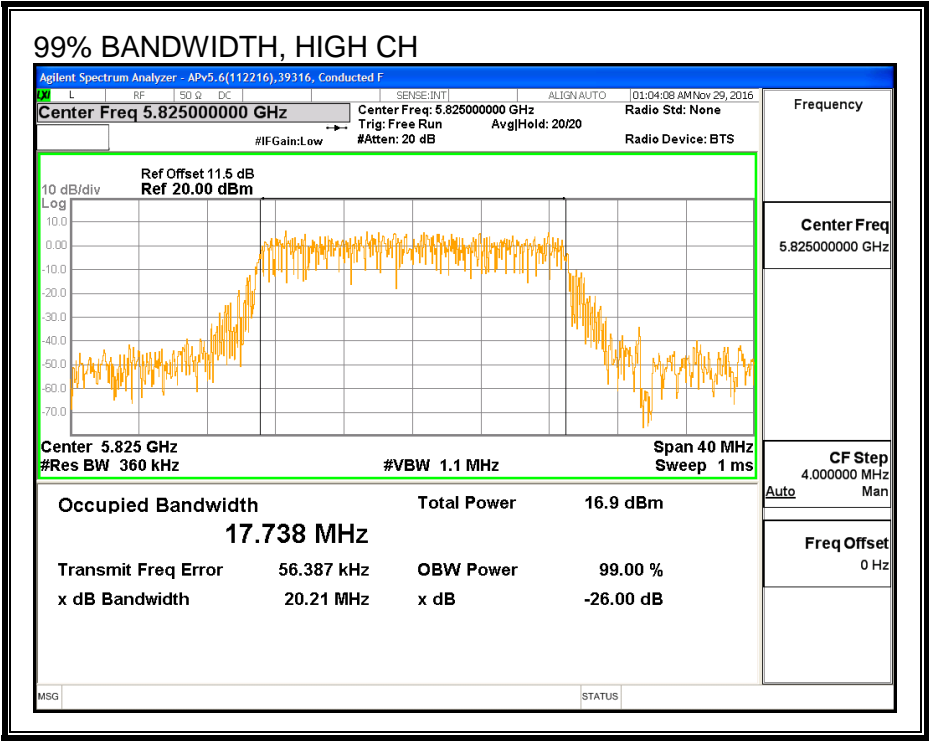
None; for reporting purposes only.

RESULTS

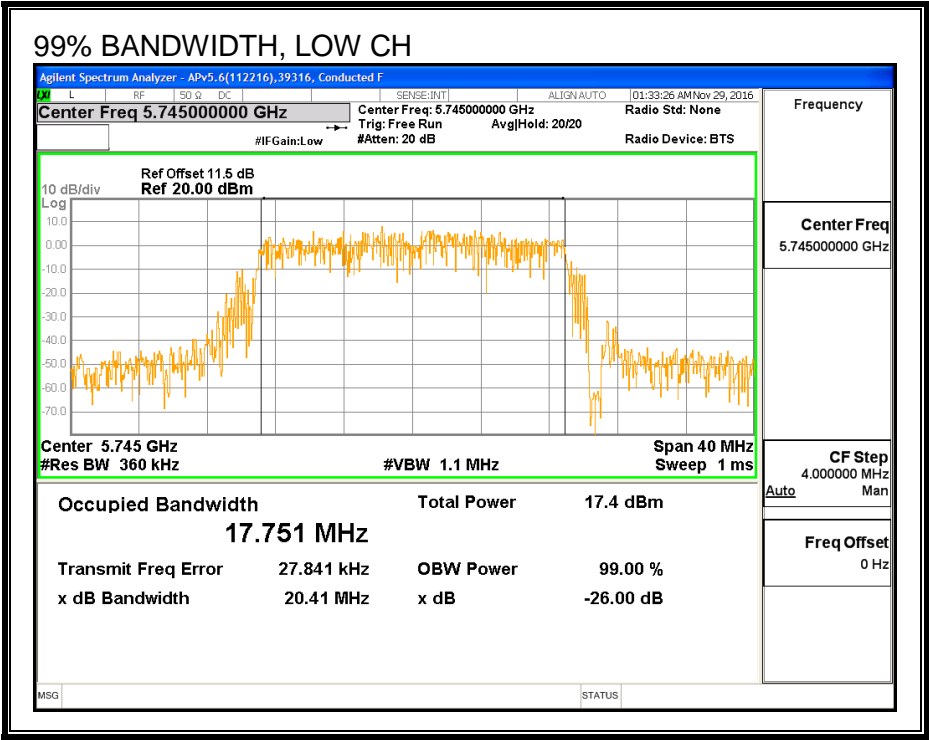
Channel	Frequency (MHz)	99% BW Antenna A (MHz)	99% BW Antenna B (MHz)
Low	5745	17.746	17.751
Mid	5785	17.689	17.602
High	5825	17.738	17.706

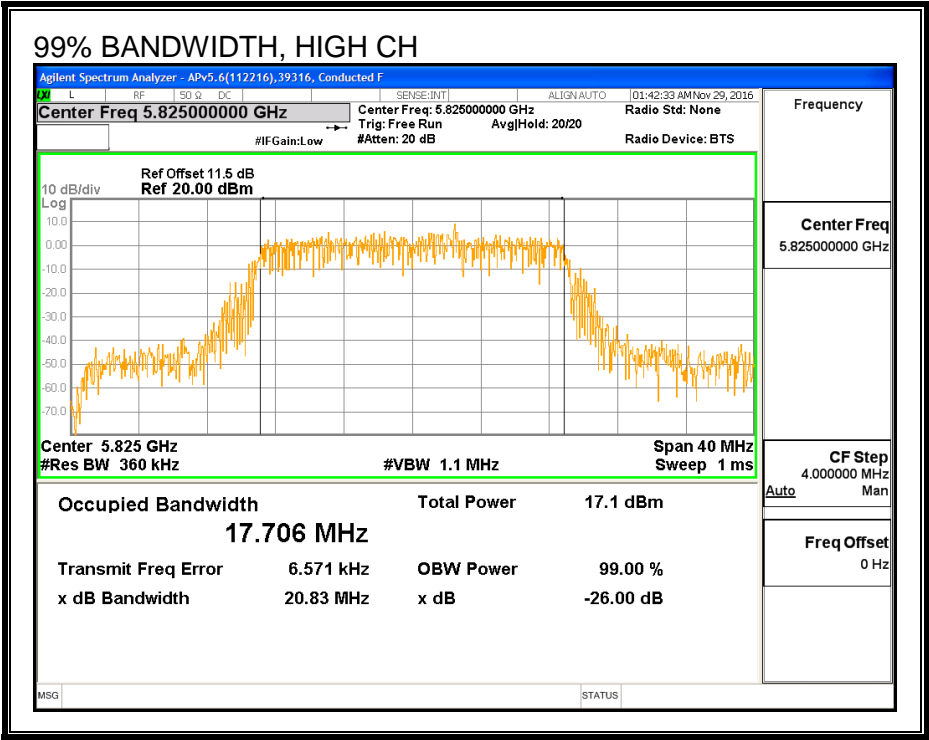
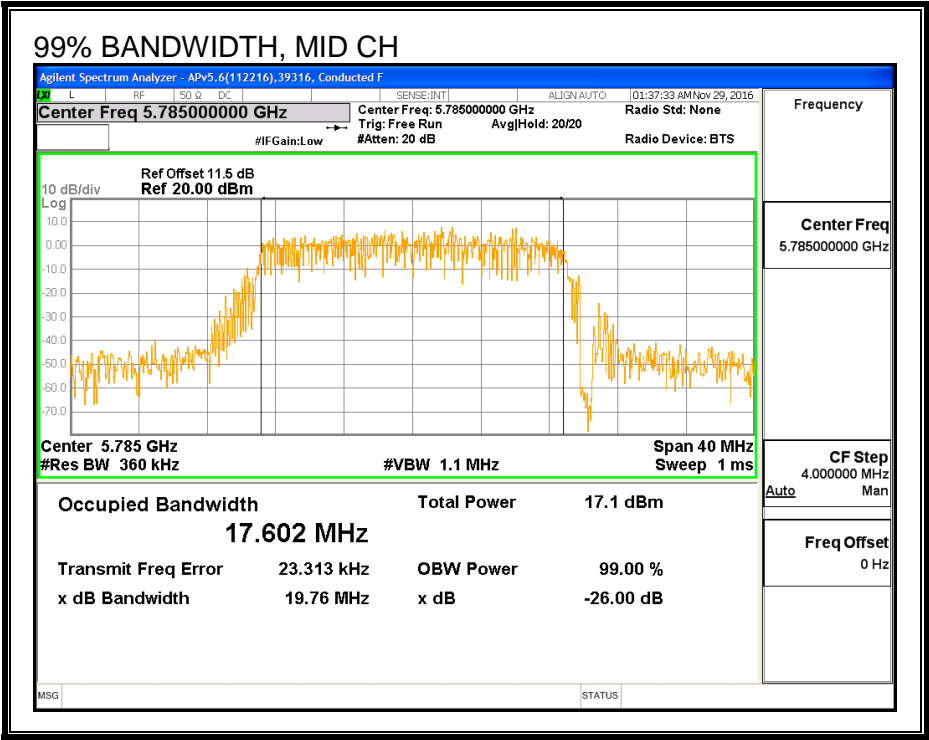
99% BANDWIDTH, ANTENNA A





99% BANDWIDTH, ANTENNA B





8.43.4. AVERAGE POWER

LIMITS

None; for reporting purposes only.

TEST PROCEDURE

Measurements perform using a wideband gated RF power meter.

RESULTS

ID:	45256	Date:	1/31/17
------------	-------	--------------	---------

Channel	Frequency (MHz)	Antenna A Power (dBm)	Antenna B Power (dBm)	Total Power (dBm)
Low	5745	14.98	15.48	18.25
Mid	5785	14.92	15.47	18.21
High	5825	14.93	15.44	18.20

8.43.5. OUTPUT POWER

LIMITS

FCC §15.407 (a) (3)

For the band 5.725-5.85 GHz, the maximum conducted output power over the frequency band of operation shall not exceed 1 W. In addition, the maximum power spectral density shall not exceed 30 dBm in any 500-kHz band. If transmitting antennas of directional gain greater than 6 dBi are used, both the maximum conducted output power and the maximum power spectral density shall be reduced by the amount in dB that the directional gain of the antenna exceeds 6 dBi.

TEST PROCEDURE

Measurements perform using a wideband gated RF power meter provided that the gate parameters are adjusted such that the power is measured only when the EUT is transmitting at its maximum power control level. Since the measurement is made only during the ON time of the transmitter, no duty cycle correction factor is required.

DIRECTIONAL ANTENNA GAIN

The TX chains are uncorrelated and the antenna gain is unequal among the chains. The directional gain is:

Antenna A	Antenna B	Uncorrelated Chains
Gain (dBi)	Gain (dBi)	Directional Gain (dBi)
4.20	4.32	4.26

RESULTS

ID:	39919	Date:	2/14/17
------------	-------	--------------	---------

Antenna Gain and Limit

Channel	Frequency (MHz)	Directional Gain for Power (dBi)	Power Limit (dBm)
Low	5745	4.26	30.00
Mid	5785	4.26	30.00
High	5825	4.26	30.00

Output Power Results

Channel	Frequency (MHz)	Antenna A Meas Power (dBm)	Antenna B Meas Power (dBm)	Total Corr'd Power (dBm)	Power Limit (dBm)	Power Margin (dB)
Low	5745	14.98	15.48	18.25	30.00	-11.75
Mid	5785	14.92	15.47	18.21	30.00	-11.79
High	5825	14.93	15.44	18.20	30.00	-11.80

8.43.6. PSD

LIMITS

FCC §15.407 (a) (3)

For the band 5.725-5.85 GHz, the maximum conducted output power over the frequency band of operation shall not exceed 1 W. In addition, the maximum power spectral density shall not exceed 30 dBm in any 500-kHz band. If transmitting antennas of directional gain greater than 6 dBi are used, both the maximum conducted output power and the maximum power spectral density shall be reduced by the amount in dB that the directional gain of the antenna exceeds 6 dBi.

DIRECTIONAL ANTENNA GAIN

The TX chains are correlated and the antenna gain is unequal among the chains. The directional gain is:

Antenna A	Antenna B	Correlated Chains
Gain (dBi)	Gain (dBi)	Directional Gain (dBi)
4.20	4.32	7.27

RESULTS

Antenna Gain and Limits

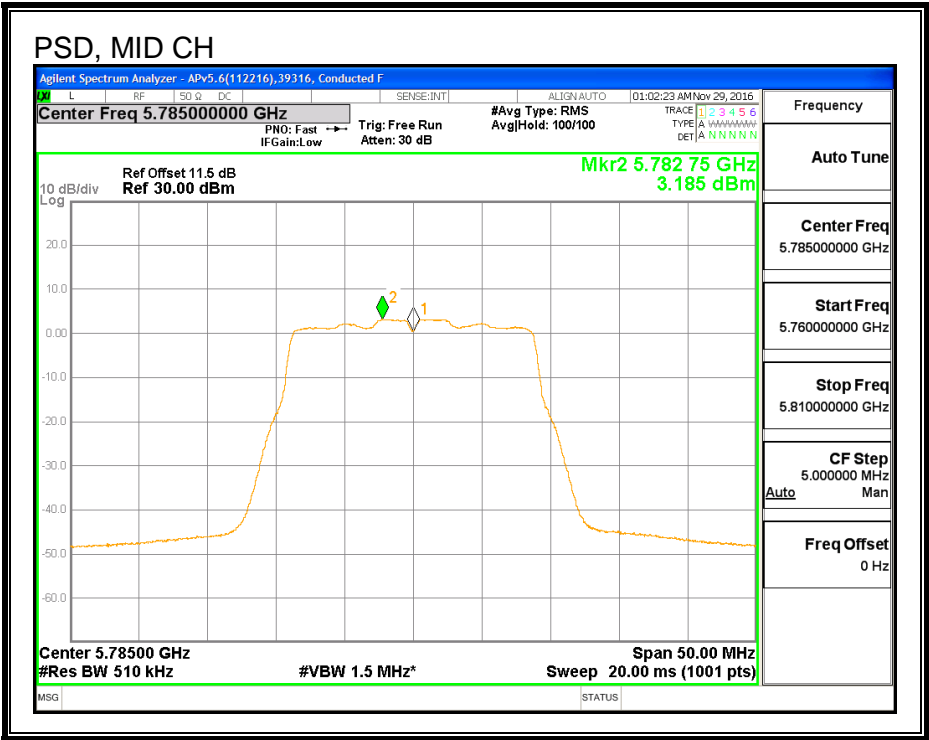
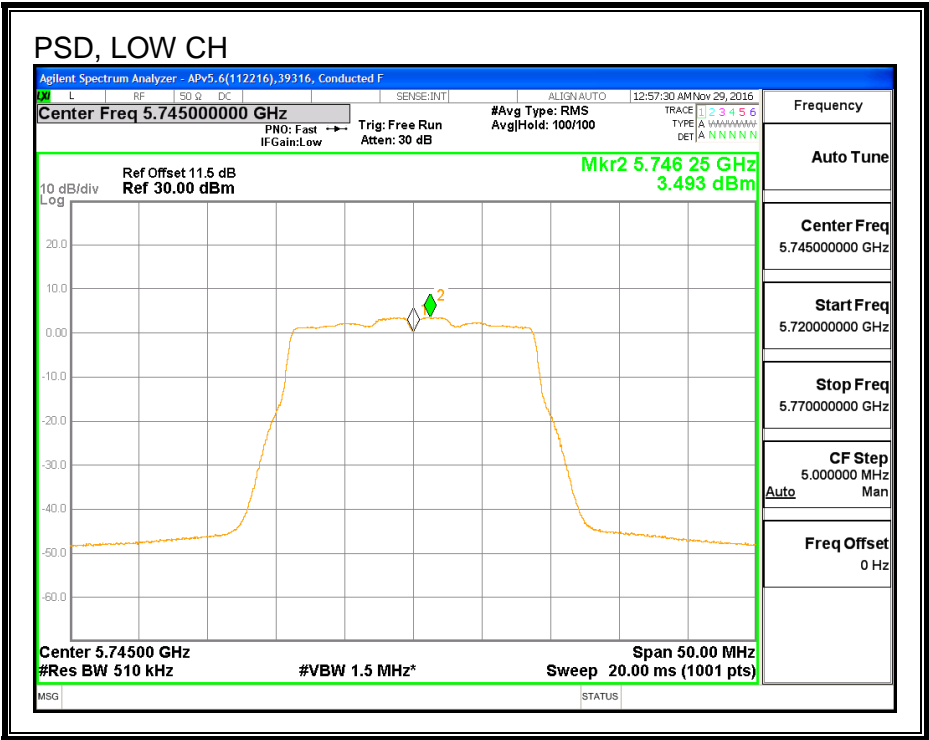
Channel	Frequency (MHz)	Directional Gain (dBi)	PSD Limit (dBm)
Low	5745	7.27	28.73
Mid	5785	7.27	28.73
High	5825	7.27	28.73

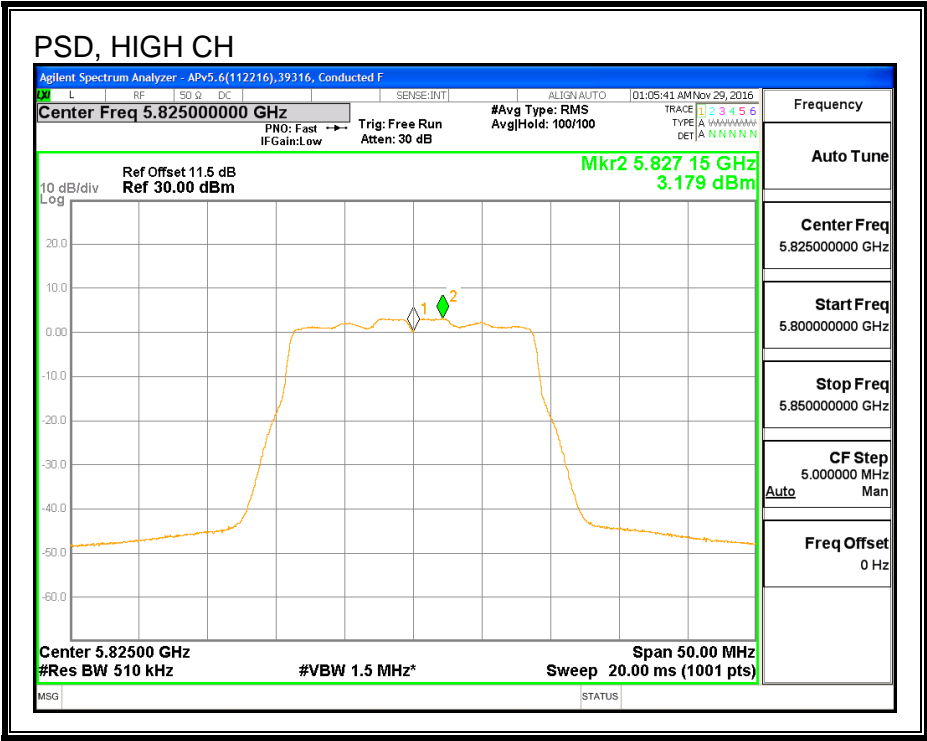
Duty Cycle CF (dB)	0.00	Included in Calculations of Corr'd PSD
--------------------	------	--

PSD Results

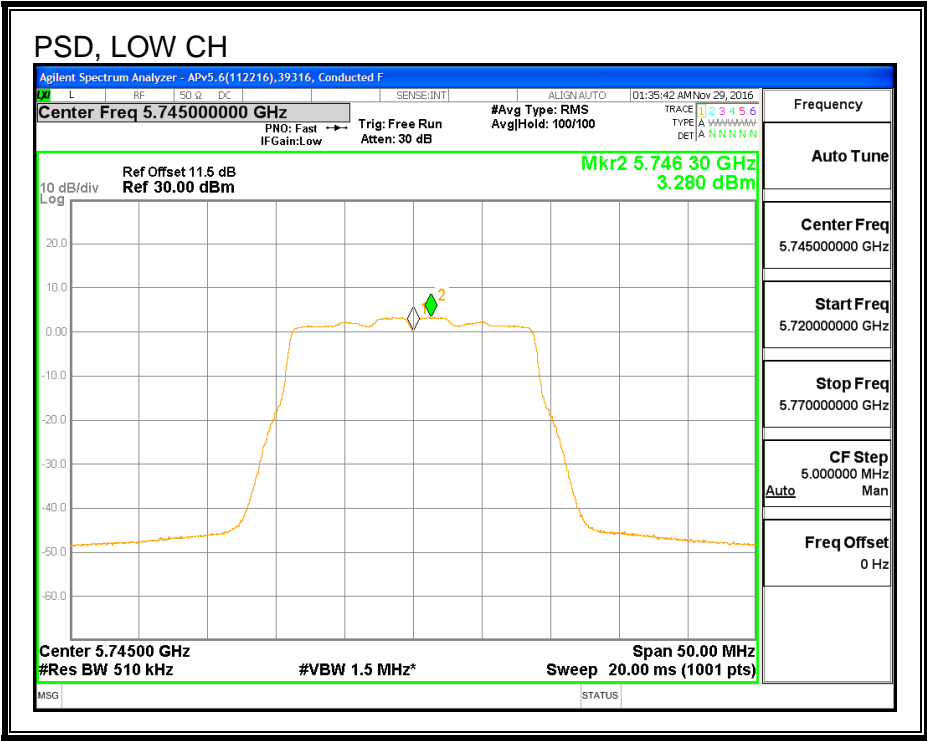
Channel	Frequency (MHz)	Antenna A Meas PSD (dBm)	Antenna B Meas PSD (dBm)	Total Corr'd PSD (dBm)	PSD Limit (dBm)	PSD Margin (dB)
Low	5745	3.49	3.28	6.40	28.73	-22.33
Mid	5785	3.19	3.30	6.25	28.73	-22.48
High	5825	3.18	3.13	6.17	28.73	-22.56

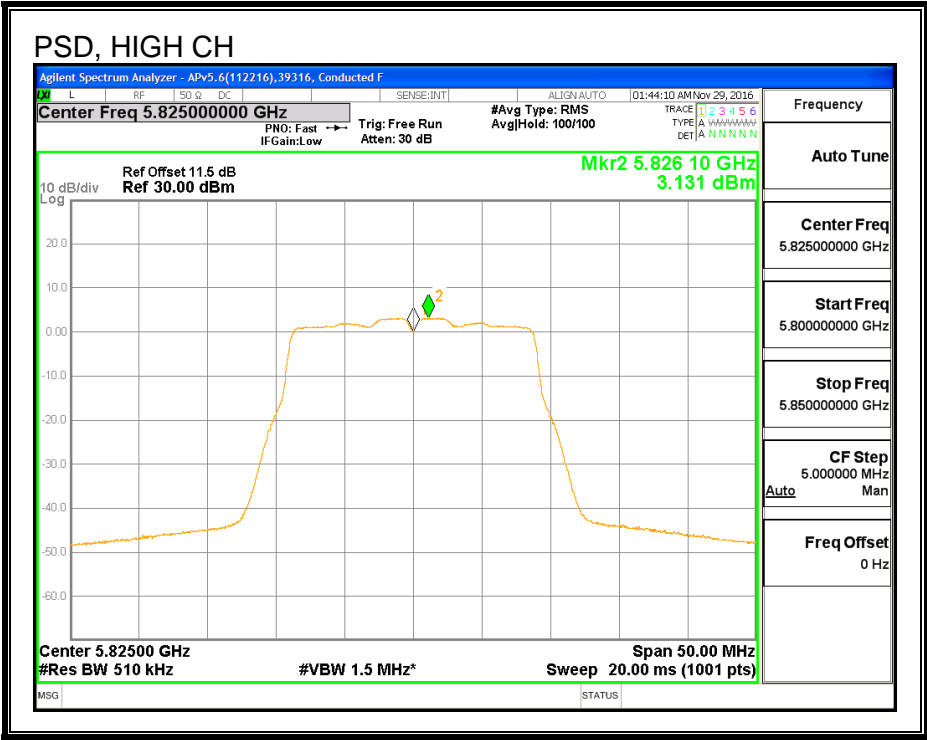
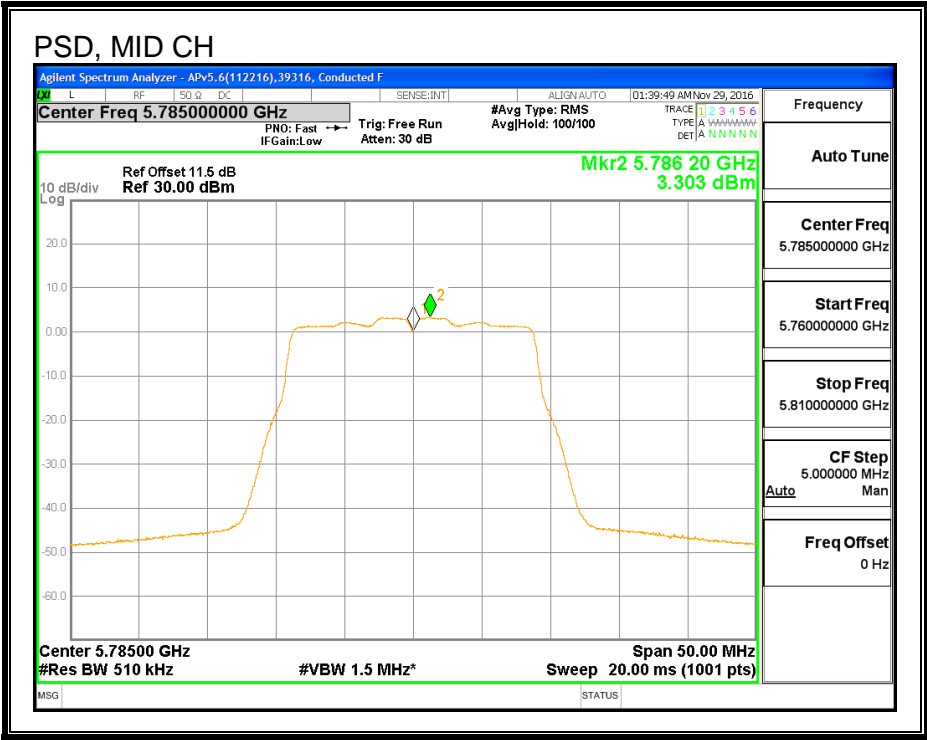
PSD, ANTENNA A





PSD, ANTENNA B





8.44. 802.11n HT20 2Tx (ANTENNA A + ANTENNA B) STBC MODE IN THE 5.8 GHz BAND

8.44.1. 6 dB BANDWIDTH

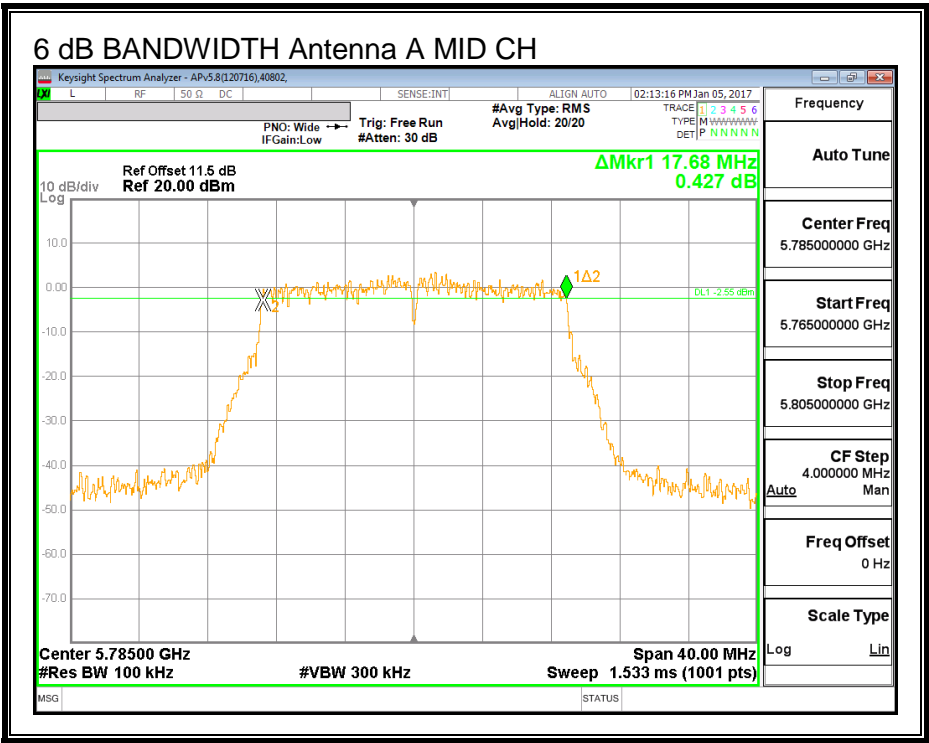
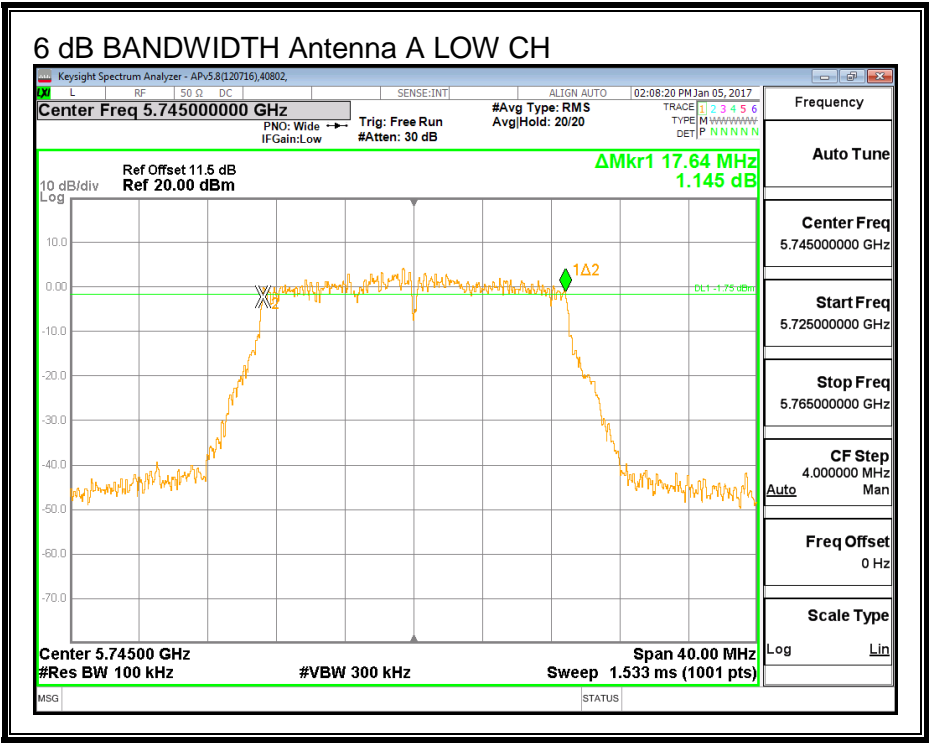
LIMITS

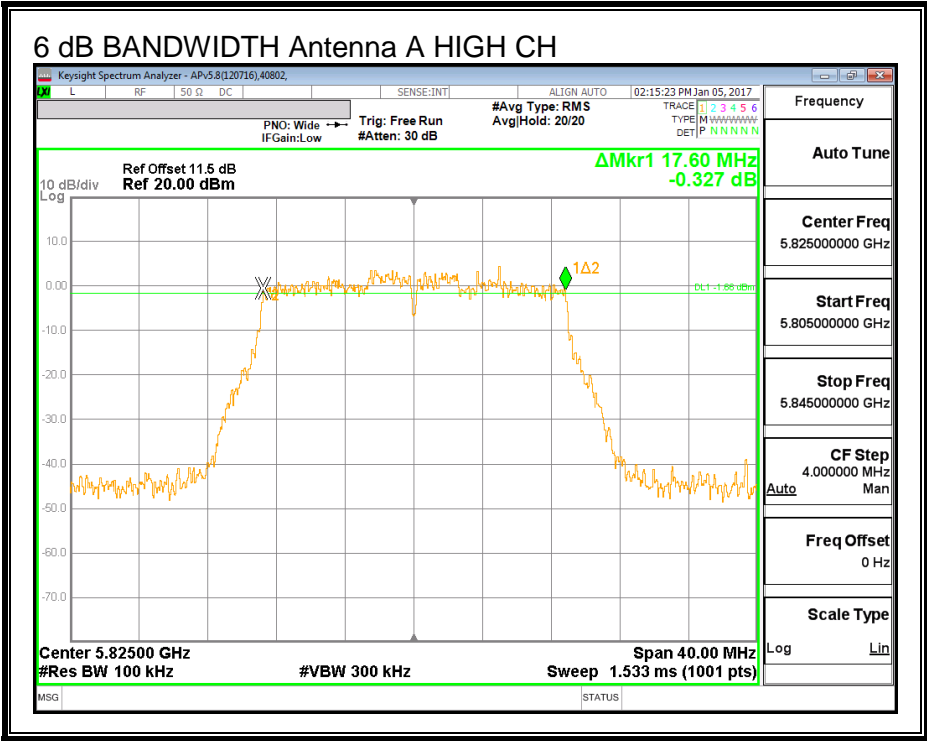
FCC §15.407 (e)

The minimum 6 dB bandwidth shall be at least 500 kHz.

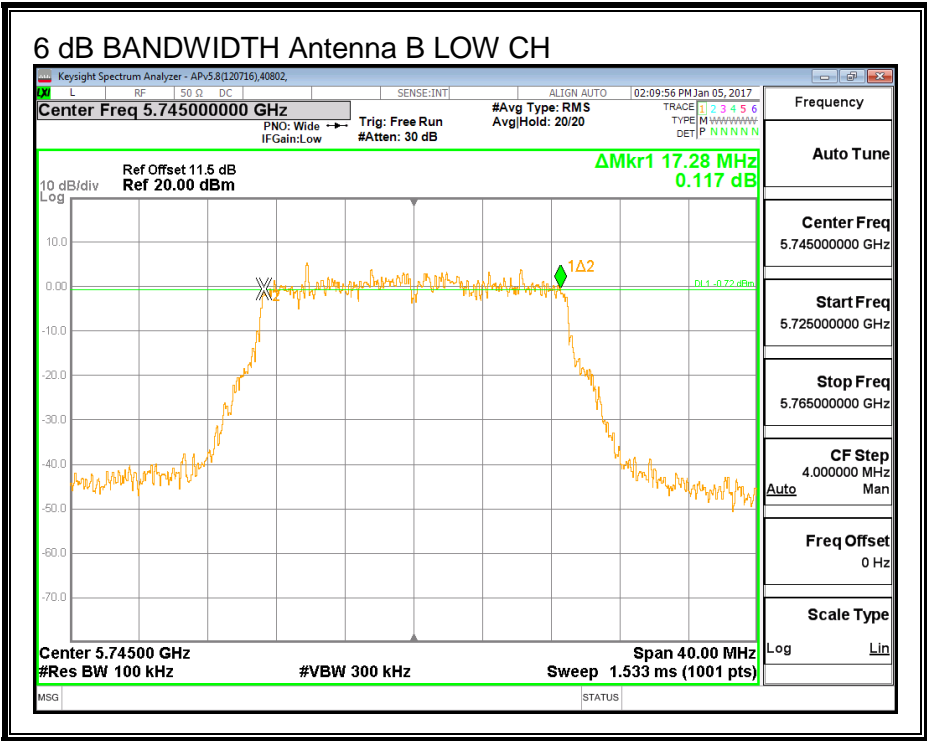
RESULTS

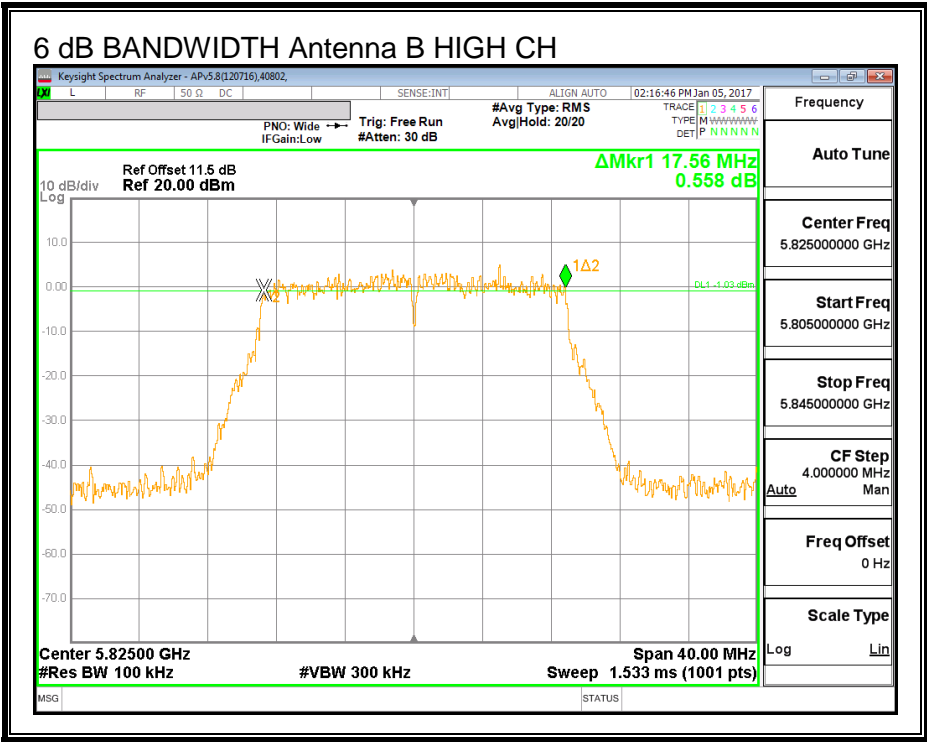
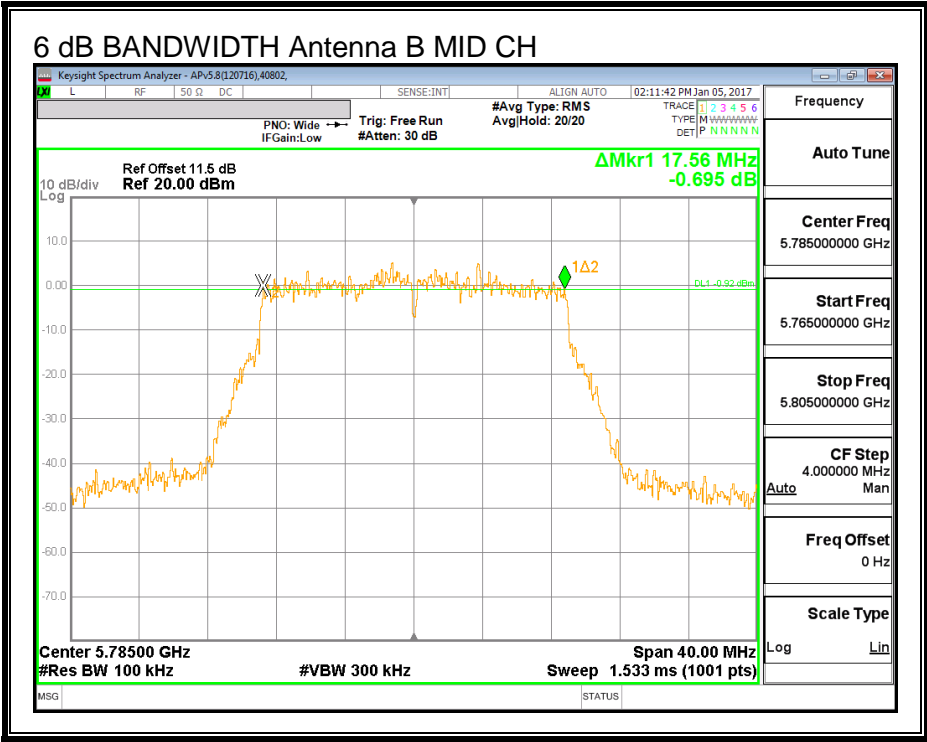
Channel	Frequency (MHz)	6 dB BW Antenna A (MHz)	6 dB BW Antenna B (MHz)	Minimum Limit (MHz)
Low	5745	17.64	17.28	0.5
Mid	5785	17.68	17.56	0.5
High	5825	17.60	17.56	0.5





6 dB BANDWIDTH, Antenna B





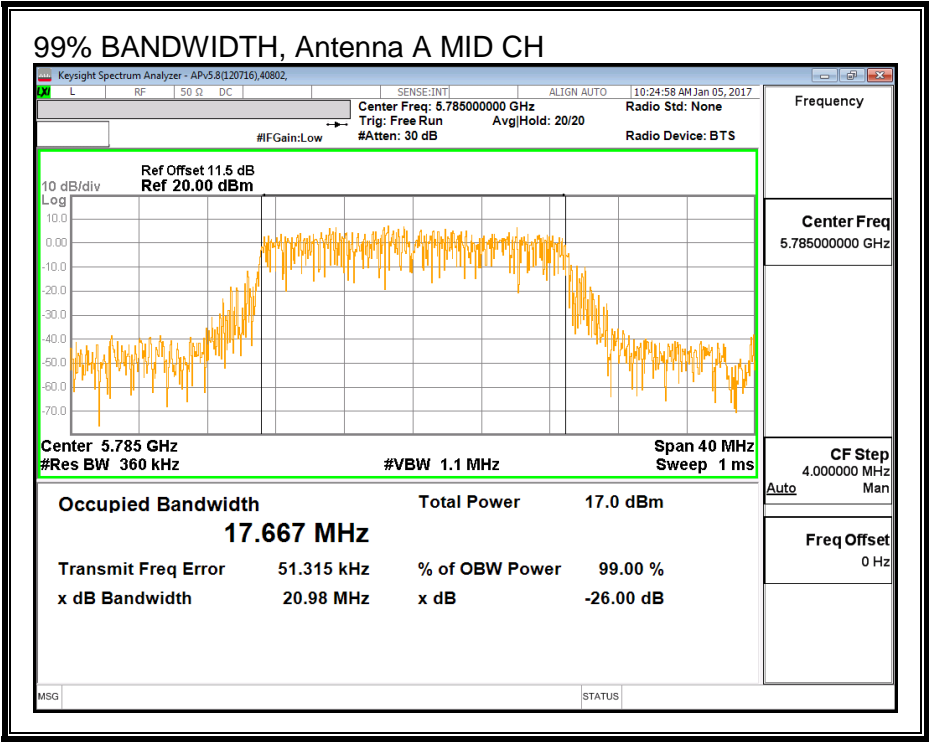
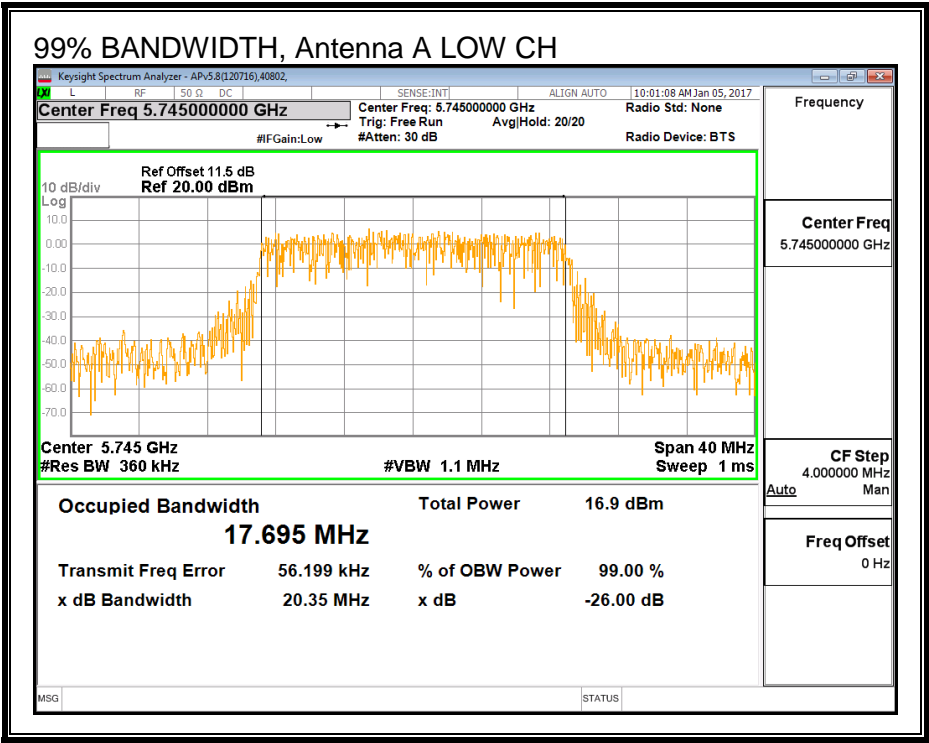
8.44.2. 99% BANDWIDTH

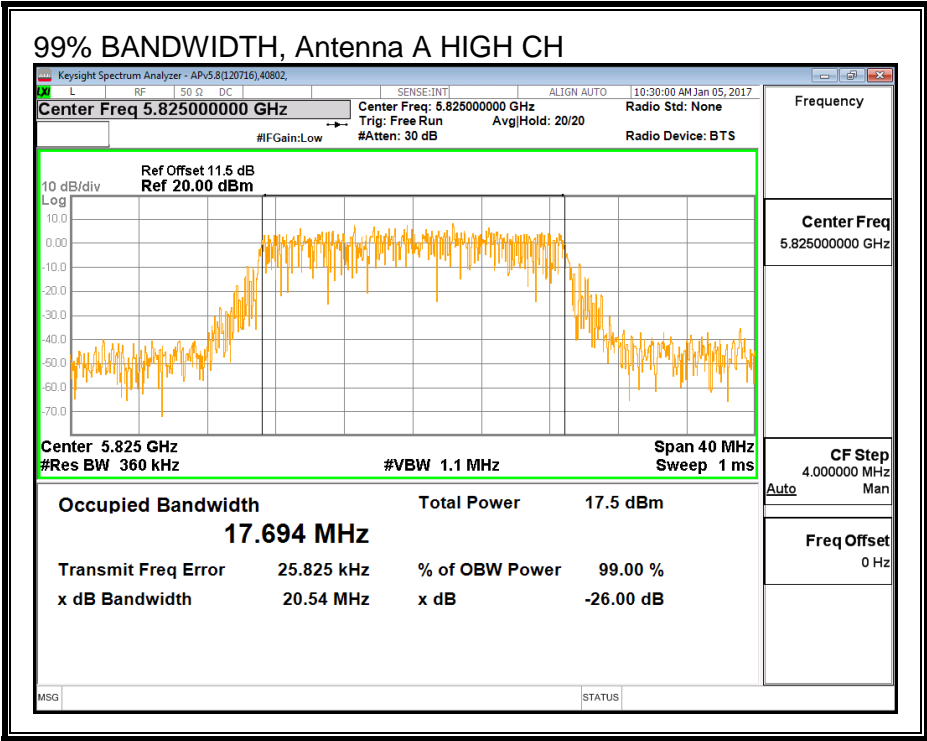
LIMITS

None; for reporting purposes only.

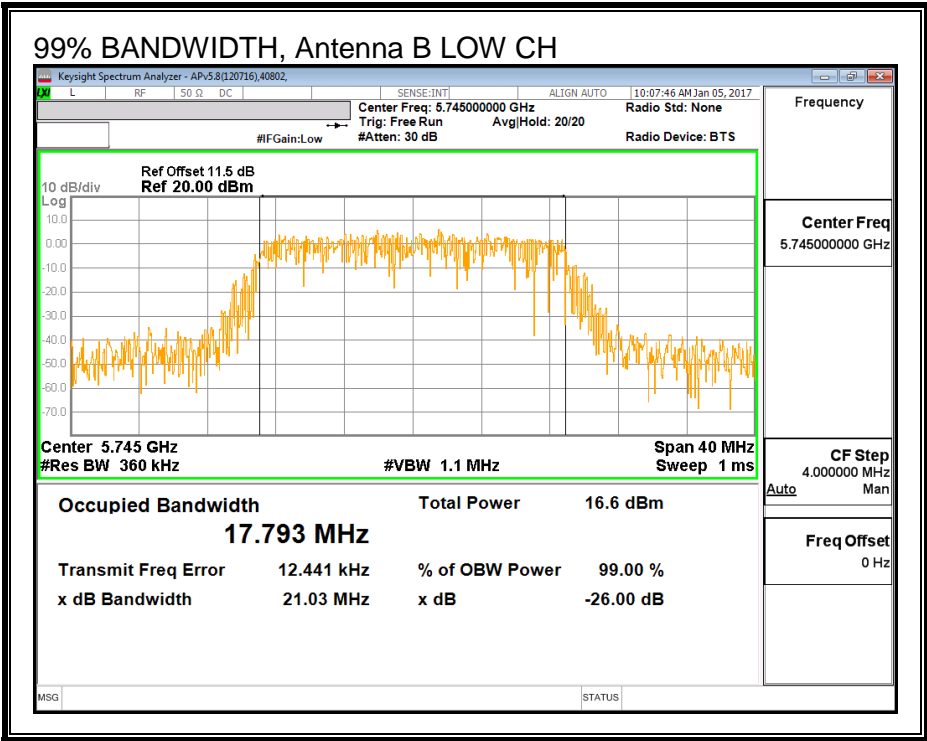
RESULTS

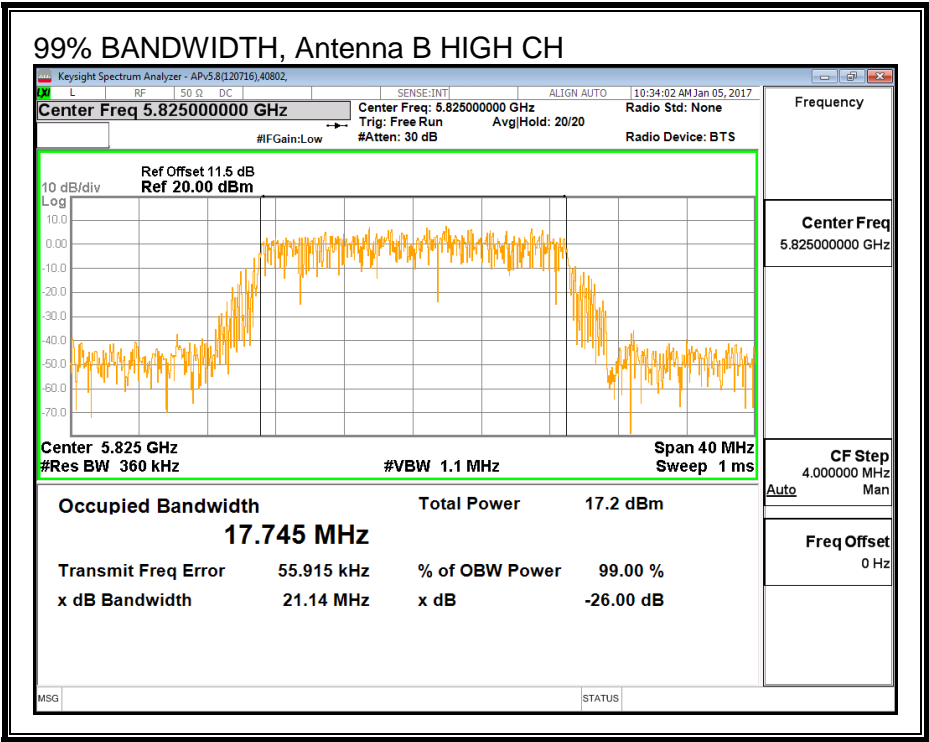
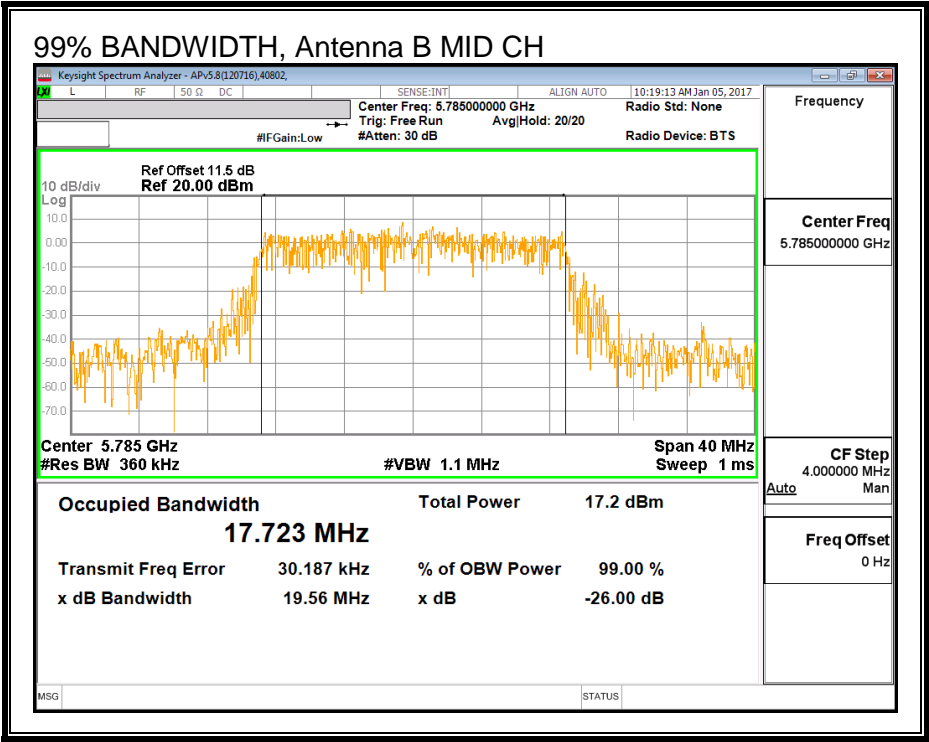
Channel	Frequency (MHz)	99% BW Antenna A (MHz)	99% BW Antenna B (MHz)
Low	5745	17.695	17.793
Mid	5785	17.667	17.723
High	5825	17.694	17.745





99% BANDWIDTH, Antenna B





8.44.3. AVERAGE POWER

LIMITS

None; for reporting purposes only.

RESULTS

Channel	Frequency (MHz)	Antenna A Power (dBm)	Antenna B Power (dBm)	Total Power (dBm)
Low	5745	14.98	15.46	18.24
Mid	5785	14.92	15.49	18.22
High	5825	14.89	15.44	18.18

TEST INFORMATION

Date: 01/05/2017

Tester: 40802 TP

8.44.4. OUTPUT POWER

LIMITS

FCC §15.407 (a) (3)

For the band 5.725-5.85 GHz, the maximum conducted output power over the frequency band of operation shall not exceed 1 W. In addition, the maximum power spectral density shall not exceed 30 dBm in any 500-kHz band. If transmitting antennas of directional gain greater than 6 dBi are used, both the maximum conducted output power and the maximum power spectral density shall be reduced by the amount in dB that the directional gain of the antenna exceeds 6 dBi.

DIRECTIONAL ANTENNA GAIN

The TX chains are uncorrelated and the antenna gain is the same for each chain. The directional gain is equal to the antenna gain.

The TX chains are uncorrelated and the antenna gain is unequal among the chains. The directional gain is:

Use this table for uncorrelated chains and unequal antenna gain

Antenna A	Antenna B	Uncorrelated Chains
Gain (dBi)	Gain (dBi)	Directional Gain (dBi)
4.20	4.32	4.26

RESULTS

Antenna Gain and Limit

Channel	Frequency (MHz)	Directional Gain for Power (dBi)	Power Limit (dBm)
Low	5745	4.26	30.00
Mid	5785	4.26	30.00
High	5825	4.26	30.00

Duty Cycle CF (dB)	0.00	Included in Calculations of Corr'd Power
--------------------	------	--

Output Power Results

Channel	Frequency (MHz)	Antenna A Meas Power (dBm)	Antenna B Meas Power (dBm)	Total Corr'd Power (dBm)	Power Limit (dBm)	Power Margin (dB)
Low	5745	14.98	15.46	18.24	30.00	-11.76
Mid	5785	14.92	15.49	18.22	30.00	-11.78
High	5825	14.89	15.44	18.18	30.00	-11.82

8.44.5. PSD

LIMITS

FCC §15.407 (a) (3)

For the band 5.725-5.85 GHz, the maximum conducted output power over the frequency band of operation shall not exceed 1 W. In addition, the maximum power spectral density shall not exceed 30 dBm in any 500-kHz band. If transmitting antennas of directional gain greater than 6 dBi are used, both the maximum conducted output power and the maximum power spectral density shall be reduced by the amount in dB that the directional gain of the antenna exceeds 6 dBi.

DIRECTIONAL ANTENNA GAIN

The TX chains are uncorrelated and the antenna gain is the same for each chain. The directional gain is equal to the antenna gain.

The TX chains are uncorrelated and the antenna gain is unequal among the chains. The directional gain is:

Use this table for uncorrelated chains and unequal antenna gain

Antenna A	Antenna B	Correlated Chains
Gain (dBi)	Gain (dBi)	Directional Gain (dBi)
4.20	4.32	7.27

RESULTS

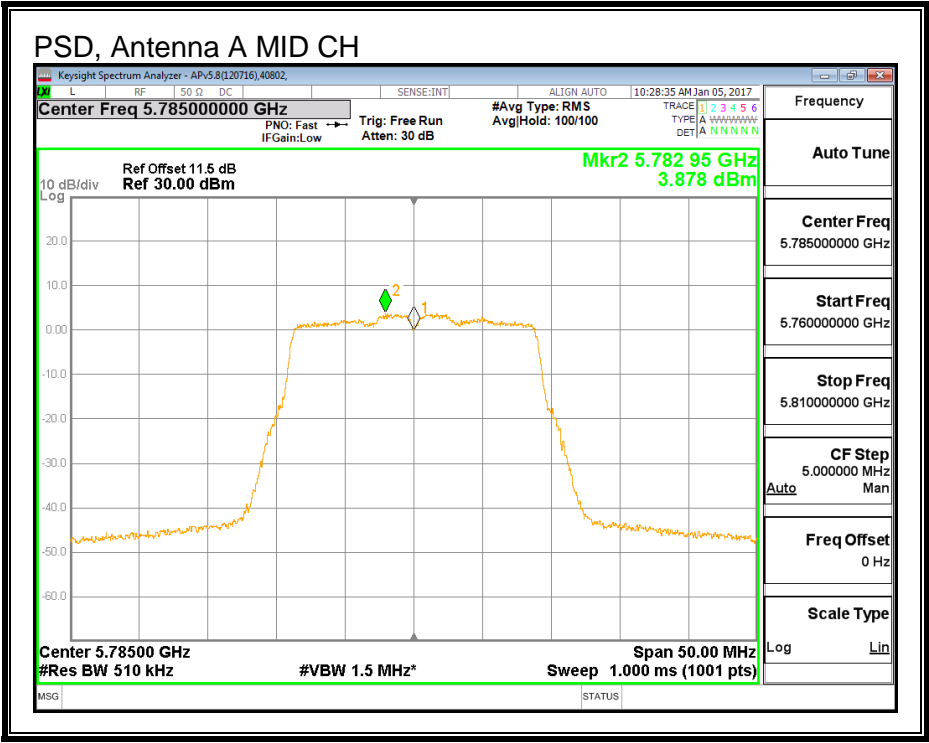
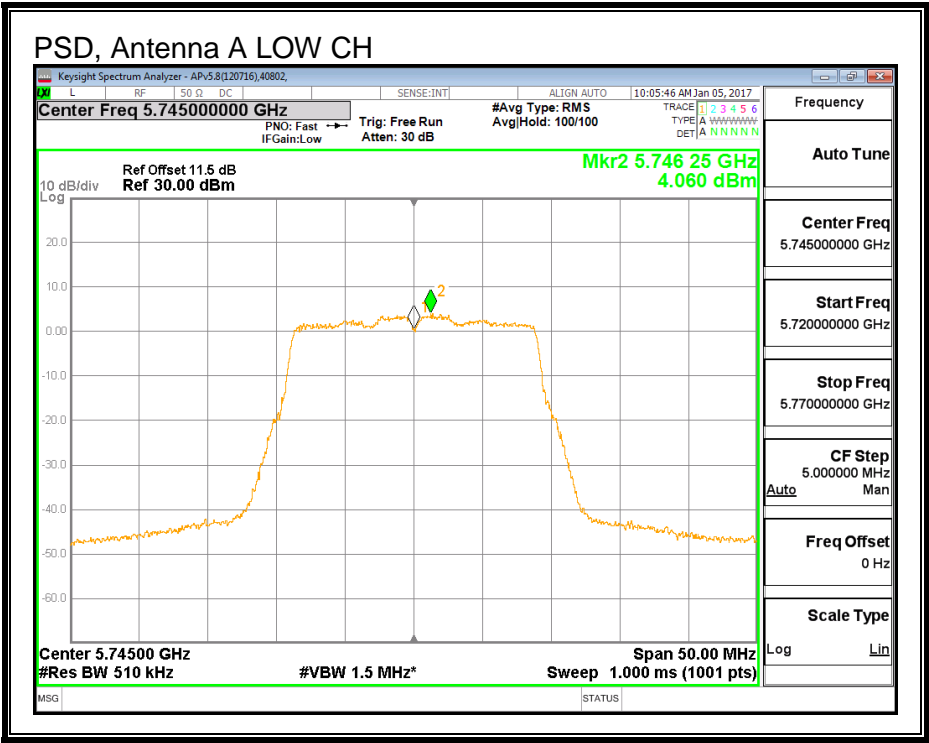
Antenna Gain and Limits

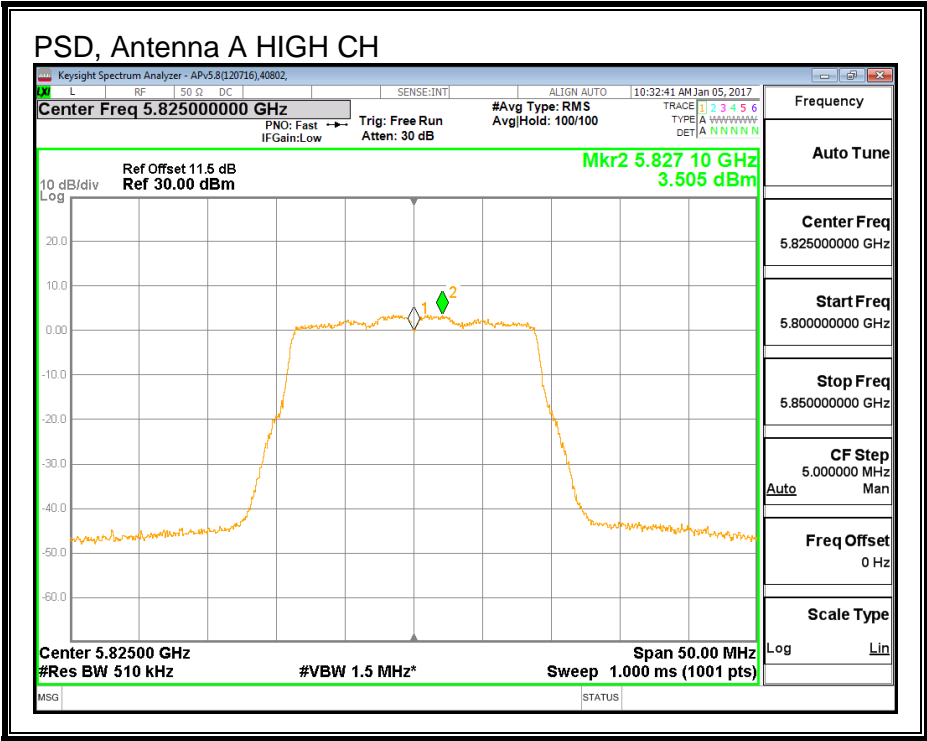
Channel	Frequency (MHz)	Directional Gain (dBi)	PSD Limit (dBm)
Low	5745	7.27	28.73
Mid	5785	7.27	28.73
High	5825	7.27	28.73

Duty Cycle CF (dB)	0.00	Included in Calculations of Corr'd PSD
--------------------	------	--

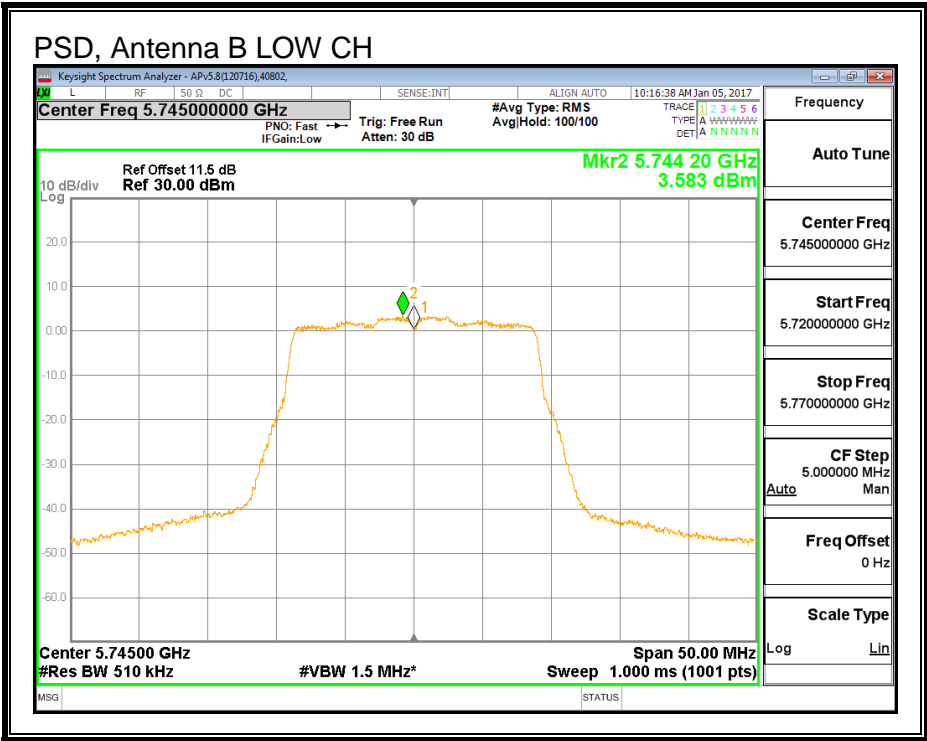
PSD Results

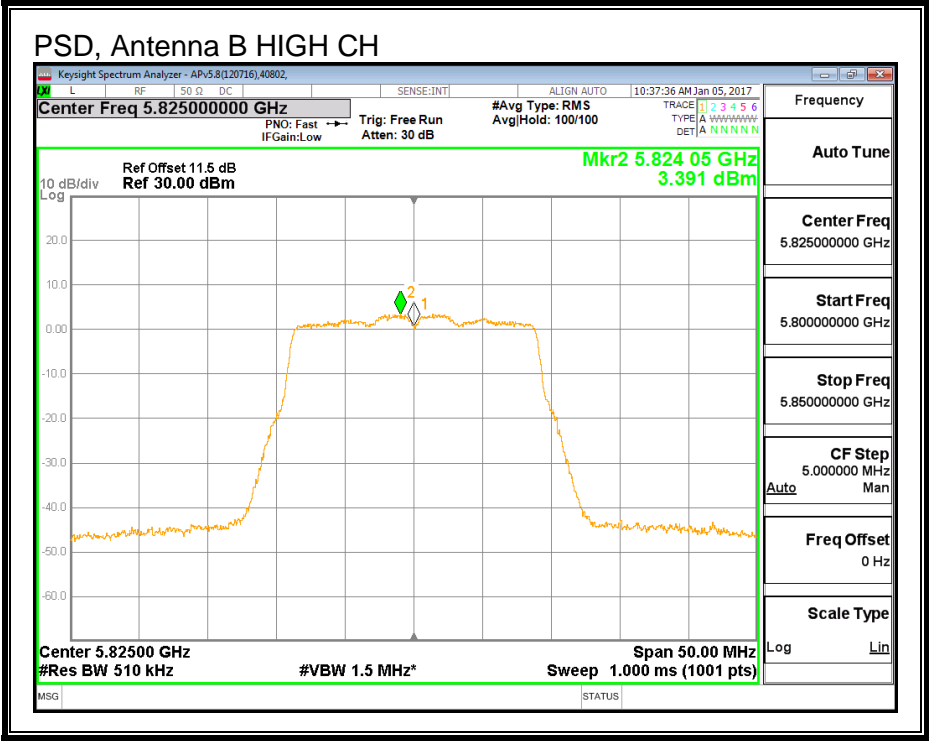
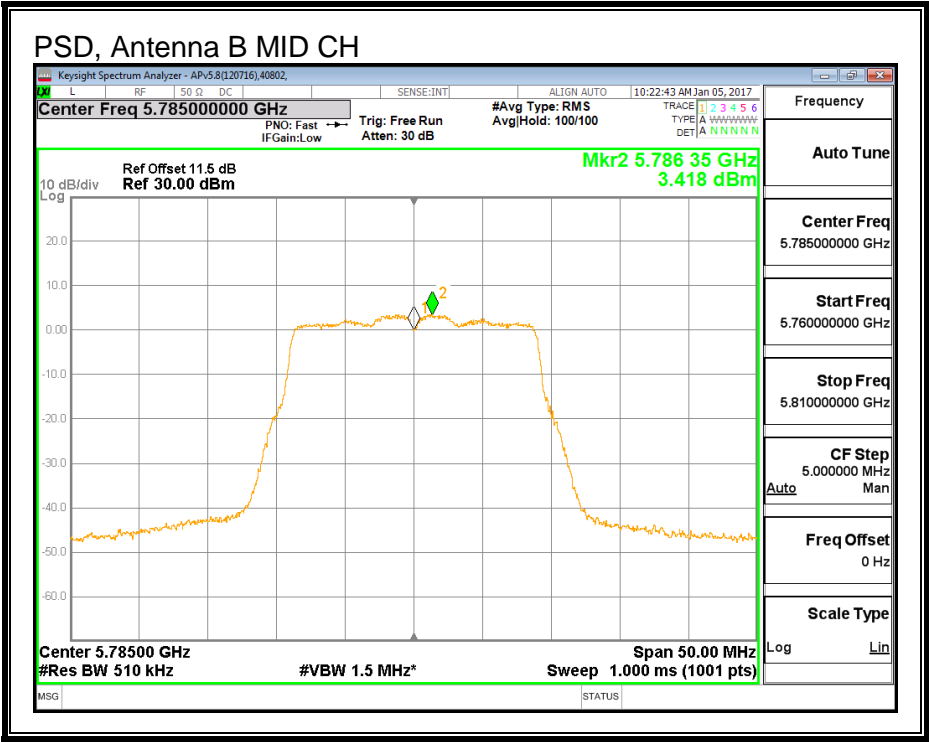
Channel	Frequency (MHz)	Antenna A Meas PSD (dBm)	Antenna B Meas PSD (dBm)	Total Corr'd PSD (dBm)	PSD Limit (dBm)	PSD Margin (dB)
Low	5745	4.06	3.58	6.84	28.73	-21.89
Mid	5785	3.88	3.42	6.66	28.73	-22.07
High	5825	3.51	3.39	6.46	28.73	-22.27





PSD, Antenna B





8.45. 802.11n HT40 ANTENNA A MODE IN THE 5.8 GHz BAND

8.45.1. 6 dB BANDWIDTH

LIMITS

FCC §15.407 (e)

The minimum 6 dB bandwidth shall be at least 500 kHz.

RESULTS

Channel	Frequency (MHz)	6 dB Bandwidth (MHz)	Minimum Limit (MHz)
Low	5755	35.280	0.5
High	5795	35.680	0.5

8.45.2. 26 dB BANDWIDTH

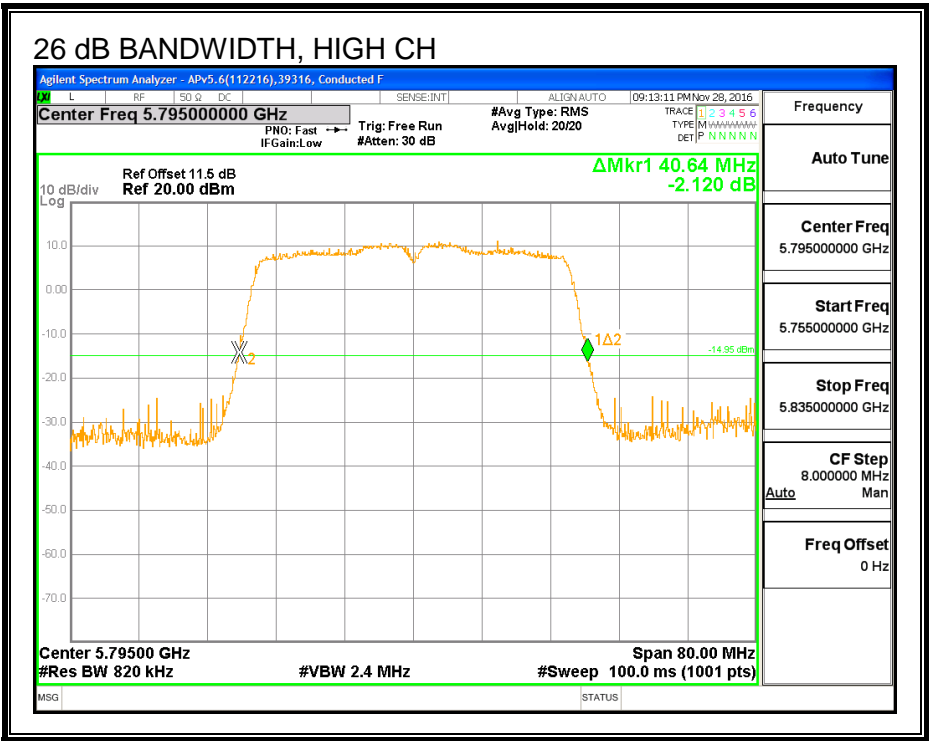
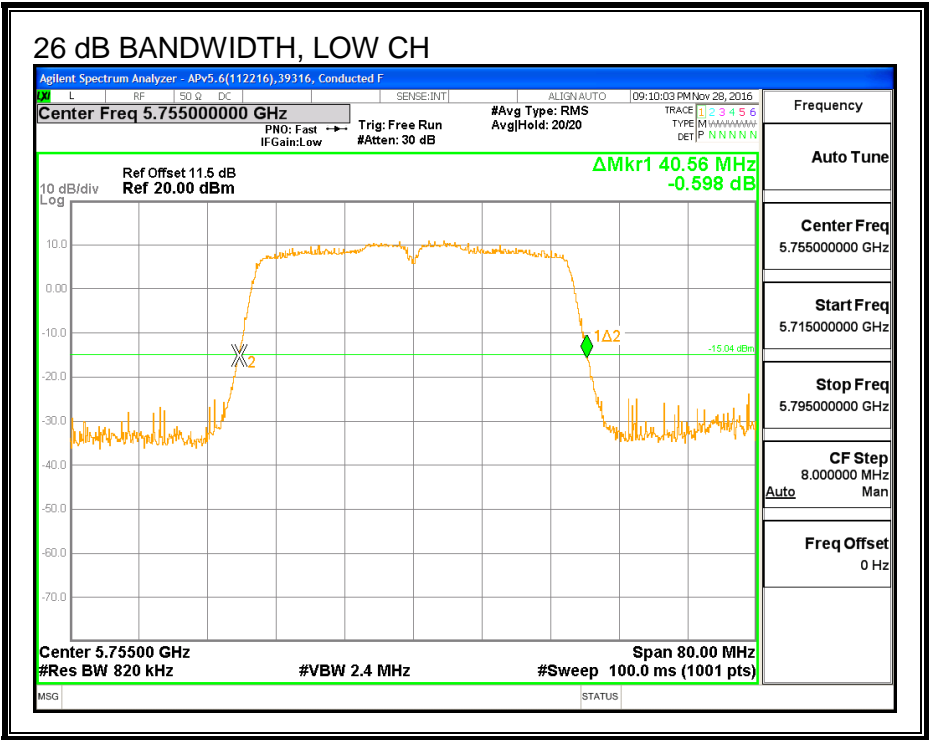
LIMITS

None, for reporting purposes only.

RESULTS

Channel	Frequency (MHz)	26 dB Bandwidth (MHz)
Low	5755	40.560
High	5795	40.640

26 dB BANDWIDTH



8.45.3. 99% BANDWIDTH

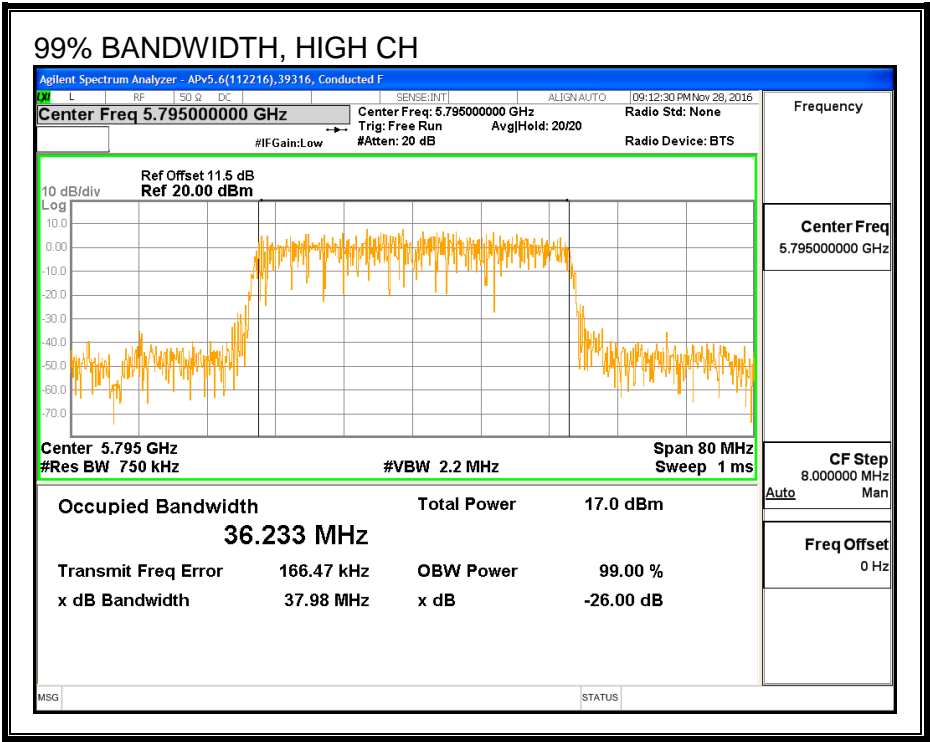
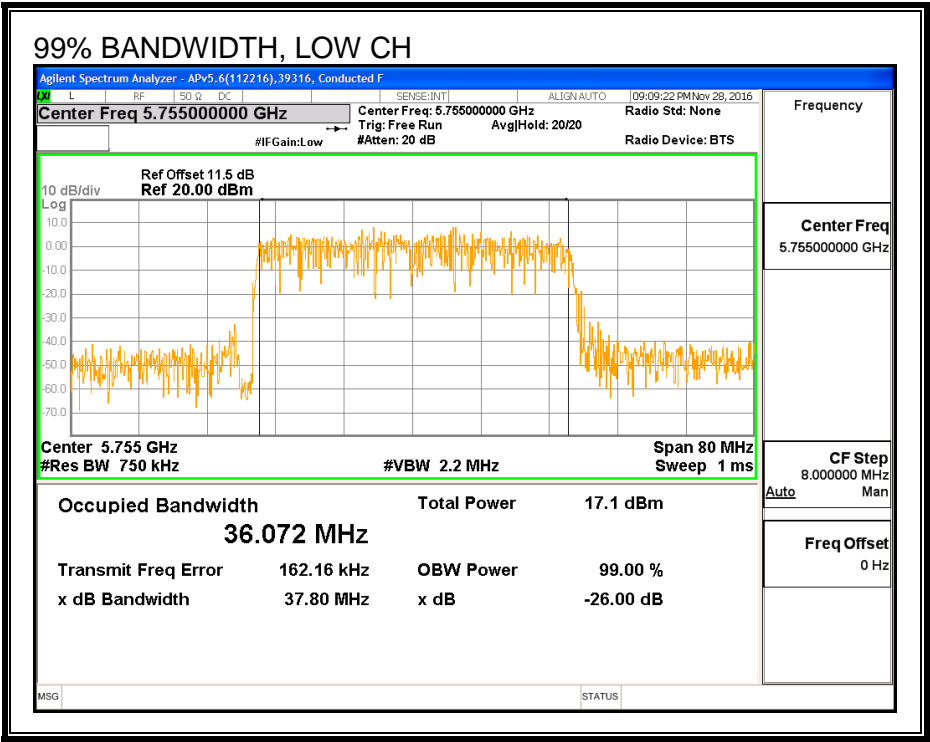
LIMITS

None; for reporting purposes only.

RESULTS

Channel	Frequency (MHz)	99% Bandwidth (MHz)
Low	5755	36.072
High	5795	36.233

99% BANDWIDTH



8.45.4. AVERAGE POWER

LIMITS

None; for reporting purposes only.

TEST PROCEDURE

Measurements perform using a wideband gated RF power meter.

RESULTS

ID:	45256	Date:	1/31/17
------------	-------	--------------	---------

Channel	Frequency (MHz)	Power (dBm)
Low	5755	14.92
High	5795	14.97

8.45.5. OUTPUT POWER

LIMITS

FCC §15.407 (a) (3)

For the band 5.725-5.85 GHz, the maximum conducted output power over the frequency band of operation shall not exceed 1 W. In addition, the maximum power spectral density shall not exceed 30 dBm in any 500-kHz band. If transmitting antennas of directional gain greater than 6 dBi are used, both the maximum conducted output power and the maximum power spectral density shall be reduced by the amount in dB that the directional gain of the antenna exceeds 6 dBi.

TEST PROCEDURE

Measurements perform using a wideband gated RF power meter provided that the gate parameters are adjusted such that the power is measured only when the EUT is transmitting at its maximum power control level. Since the measurement is made only during the ON time of the transmitter, no duty cycle correction factor is required.

DIRECTIONAL ANTENNA GAIN

There is only one transmitter output therefore the directional gain is equal to the antenna gain.

RESULTS

ID:	39919	Date:	2/14/17
------------	-------	--------------	---------

Antenna Gain and Limit

Channel	Frequency (MHz)	Directional Gain (dBi)	Power Limit (dBm)
Low	5755	4.20	30.00
High	5795	4.20	30.00

Output Power Results

Channel	Frequency (MHz)	Antenna A Meas Power (dBm)	Total Corr'd Power (dBm)	Power Limit (dBm)	Power Margin (dB)
Low	5755	14.92	14.92	30.00	-15.08
High	5795	14.97	14.97	30.00	-15.03

8.45.6. PSD

LIMITS

FCC §15.407 (a) (3)

For the band 5.725-5.85 GHz, the maximum conducted output power over the frequency band of operation shall not exceed 1 W. In addition, the maximum power spectral density shall not exceed 30 dBm in any 500-kHz band. If transmitting antennas of directional gain greater than 6 dBi are used, both the maximum conducted output power and the maximum power spectral density shall be reduced by the amount in dB that the directional gain of the antenna exceeds 6 dBi.

DIRECTIONAL ANTENNA GAIN

There is only one transmitter output therefore the directional gain is equal to the antenna gain.

RESULTS

Antenna Gain and Limits

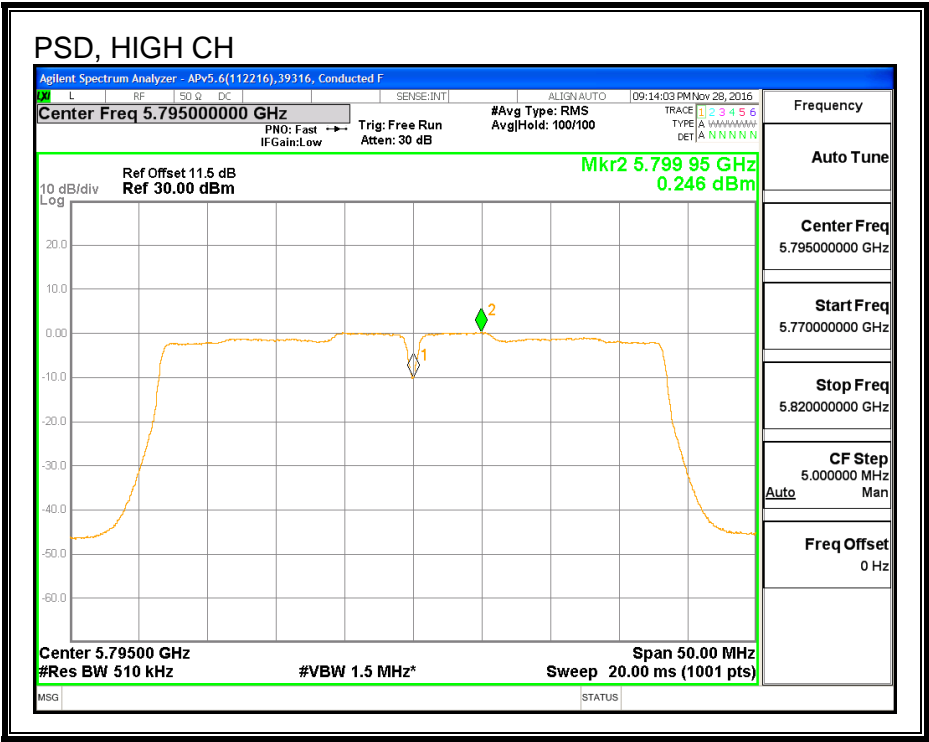
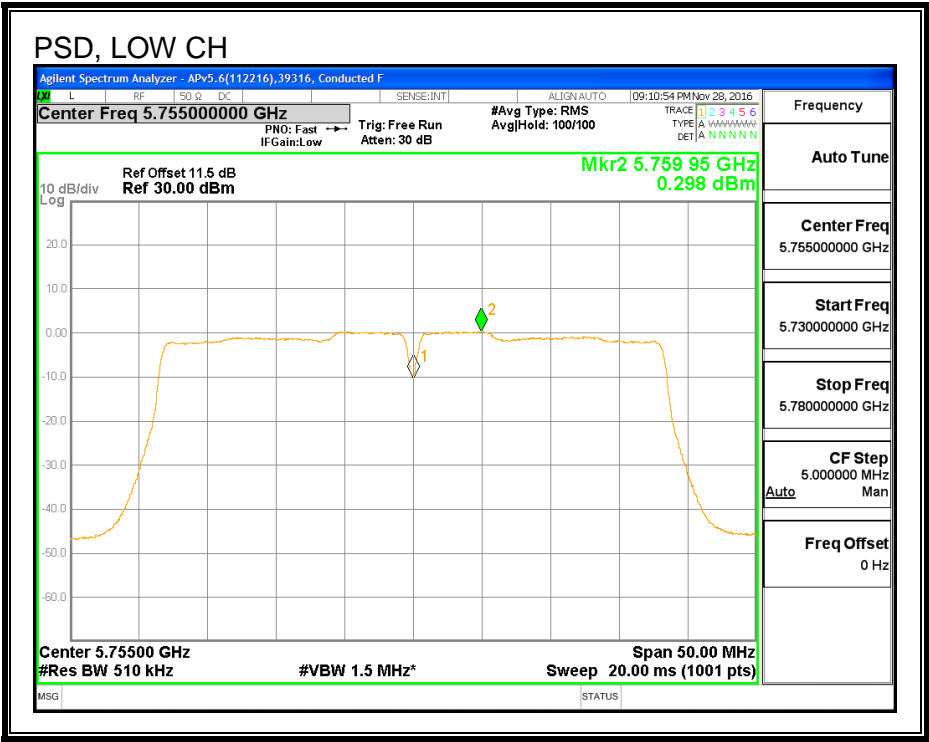
Channel	Frequency (MHz)	Directional Gain (dBi)	PSD Limit (dBm)
Low	5755	4.20	30.00
High	5795	4.20	30.00

Duty Cycle CF (dB)	0.11	Included in Calculations of Corr'd PSD
--------------------	------	--

PSD Results

Channel	Frequency (MHz)	Antenna A Meas PSD (dBm)	Total Corr'd PSD (dBm)	PSD Limit (dBm)	PSD Margin (dB)
Low	5755	0.30	0.41	30.00	-29.59
High	5795	0.25	0.36	30.00	-29.64

PSD



8.46. 802.11n HT40 ANTENNA B MODE IN THE 5.8 GHz BAND

8.46.1. 6 dB BANDWIDTH

LIMITS

FCC §15.407 (e)

The minimum 6 dB bandwidth shall be at least 500 kHz.

RESULTS

Channel	Frequency (MHz)	6 dB Bandwidth (MHz)	Minimum Limit (MHz)
Low	5755	35.840	0.5
High	5795	35.040	0.5

8.46.2. 26 dB BANDWIDTH

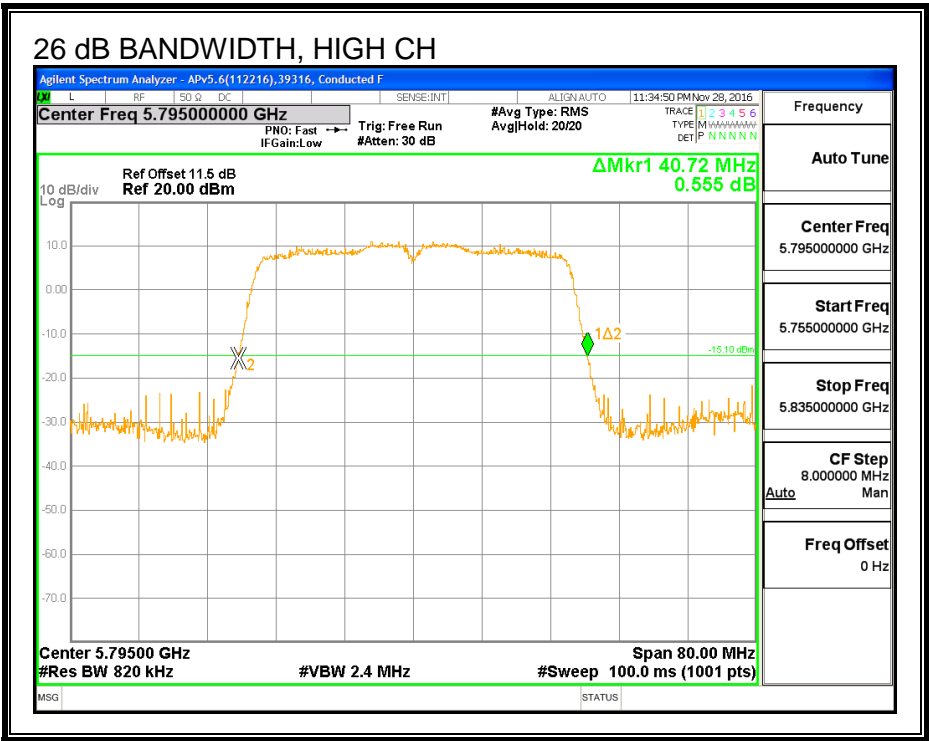
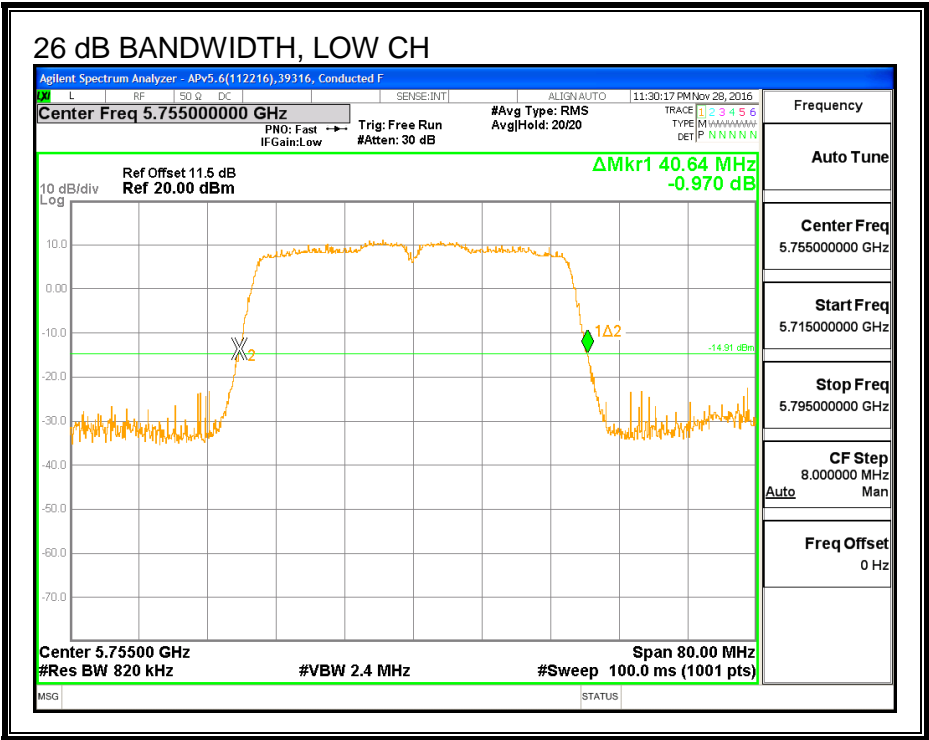
LIMITS

None, for reporting purposes only.

RESULTS

Channel	Frequency (MHz)	26 dB Bandwidth (MHz)
Low	5755	40.640
High	5795	40.720

26 dB BANDWIDTH



8.46.3. 99% BANDWIDTH

LIMITS

None; for reporting purposes only.

RESULTS

Channel	Frequency (MHz)	99% Bandwidth (MHz)
Low	5755	36.127
High	5795	36.159