


12. SETUP PHOTOS

ANTENNA PORT CONDUCTED RF MEASUREMENT SETUP

ANTENNA PORT CONDUCTED PHOTO



RADIATED RF MEASUREMENT SETUP FOR PORTABLE CONFIGURATION

X-AXIS FRONT PHOTO




X-AXIS BACK PHOTO




Y-AXIS FRONT PHOTO




Y-AXIS BACK PHOTO



Z-AXIS FRONT PHOTO



Z-AXIS BACK PHOTO



FREQUENCY TOLERANCE OVER EXTREME CONDITIONS

ENVIRONMENTAL CHAMBER PHOTO



END OF REPORT